

UCI TECHNICAL OFFICIALS / OFFICIELS TECHNIQUES DE L'UCI

**Commissaires Panel appointed by the UCI Management Committee
Collège des Commissaires désigné par le Comité Directeur UCI**

SHAFFER Randall	USA	President / Président
POLLARD Philip	GBR	Judge-Referee / Juge-Arbitre
LÉVESQUE Adrien	CAN	Starter
O'CALLAGHAN Karen	AUS	Secretary / Secrétaire
GARNIER Morgane	FRA	Member / Membre
MAGIERA Christian	GER	Technical Commissaire / Commissaire technique

**Commissaires appointed by the National Federation
Commissaires désignés par la Fédération Nationale**

Andrew Paradwoski (ON), Andy Makarewich (ON), Brad Day (ON), Josée Laroque (ON), Kevin Scheerer (ON), Louise Lalonde (QC), Lyne Girard (QC), Marie-Eve Potvin (ON), Michael Pinkoski (AB), Steve Head (ON), Vallerie Trottier (QC)

UCI Technical Delegate / Délégué Technique de l'UCI

SCHULZ Anja

GER

TITLE PARTNER



PARTENAIRE TITRE

MAIN PARTNERS



PARTENAIRES PRINCIPAUX

OFFICIAL SUPPLIER



FOURNISSEUR OFFICIEL

INSTITUTIONAL PARTNERS



PARTENAIRES INSTITUTIONNELS

LOCAL ORGANIZER



ORGANISATEURS LOCAUX

GENERAL INFORMATION – REMINDER OF DISPOSITIONS

Confirmations and modifications of starters

- At the confirmation of starters, World champion/Continental champions/National champion apparel (such as jersey/skinsuit) must be brought to the commissaires to be controlled in addition to National Team/UCI Track Team apparel.
- The confirmation of starters done on Thursday 11 April is final**; nevertheless, Team Managers may forward **modifications** to the Secretary of College of Commissaires (Karen O’Callaghan) until **the start of the first competition session on the day of each event**:

Friday 12 April	Elimination	W, M
	Team Pursuit	W, M
	Team Sprint	W, M

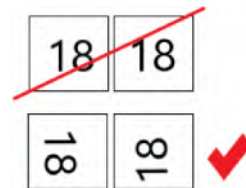
Saturday 13 April	Keirin	M
	Madison	W
	Omnium	M
	Sprint	W

Sunday 14 April	Keirin	W
	Madison	M
	Omnium	W
	Sprint	M

- Team Pursuit and Team Sprint changes: Until 30 minutes before the start of the relevant competition round (article 3.2.079 & 3.2.149).
- For all events, only riders previously registered and confirmed for the specific race may be used as replacements.
- Rider registered and confirmed for a specific race and not showing up at the start will be sanctioned as per art. 1.2.055, unless a medical certificate prepared by the race doctor is presented to the race secretary prior to the start of the race.

Competitions

- Riders shall ensure that the body number is visible and legible at all times. The body number shall be well fixed and may not be folded or altered. When two numbers are required to be worn, these should be placed low down and on either side of the back, visible to the infield and to the spectators. When a single number is required to be worn, this should be placed low down in the centre of the back. **Body numbers will be distributed at the Team Managers’ meeting.**



During bunch events, Sprint (including the 200m time trial) and Keirin, numbers must be placed on the outer layer of clothing. For Team Pursuit and Team Sprint, number pockets are permitted.

- Transponders, fitted to the bikes, are mandatory for all events. The transponders will be distributed at the Team Managers’ meeting. These should be returned to Swiss Timing once the rider has completed all their events.

- All bicycle measurement checking shall be carried out in the equipment check area before entering the track. Riders must come for bike check in adequate time prior to their start. Checking will also be carried out 15 minutes prior to commencing each session of the competition. **Teams are responsible for verifying the legality of replacement equipment that may be used in any event.** Commissaires are entitled to double check positions after the race. Should the bicycle or position have been modified in contravention of the regulations, the rider may be disqualified.
- On board technology equipment that has the ability and purpose to collect or transmit data, information or images is authorized. Conditions of utilizations are defined in art. 1.3.024ter and include:
 - Does not affect the bicycle certification (modification) / Non-removable during the race / Information not visible to the rider.
- In mass start events, the riders shall enter the track from the home straight and leave the track from the back straight only. For the 200m Time Trial, the Team Sprint and the Team Pursuit, riders enter the track on the side from which they start. In all events, all riders (including winners) must exit the track on the back straight.

Team staff during competitions

- As per article 3.1.012 **during all track events, except Team Pursuit, all team staff shall remain on the infield (off the safety zone and the track).** During Team Pursuit, one coach per team only is permitted on the safety zone. Specific team staff may be permitted to access the safety zone (i.e. the mechanic following a crash) at the Commissaires' discretion. Irrespective of the above, article 3.6.072 applies.
- The access to the track must always be kept clear. **All track access ramps shall be kept free of any material and team personnel.**
- Access to the starters' platform is only for officials. All others are not permitted to use this podium. Access to the awards ceremony podium is forbidden except for official ceremonies.

Award Ceremonies

- Riders participating in the awards ceremony must present themselves in the award ceremonies area 10 minutes before their ceremony. They must be bare-headed and without headband or glasses, wearing competition apparel and appropriate footwear, until after they leave the official ceremony enclosure.
- In the award ceremonies of team events, all participating riders of the teams are allowed on the podium as follows:
 - Team Pursuit max.5
 - Team Sprint max.4

TITLE PARTNER



PARTENAIRE TITRE

MAIN PARTNERS



PARTENAIRES PRINCIPAUX

OFFICIAL SUPPLIER



FOURNISSEUR OFFICIEL

INSTITUTIONAL PARTNERS



PARTENAIRES INSTITUTIONNELS

LOCAL ORGANIZER



ORGANISATEURS LOCAUX

12-14 Avril 2024

Communiqué n°2

General

- Anybody failing to respect the instructions of the race organisation or commissaires will be penalised by a fine of CHF 100-200 as per UCI Regulation 12.4.001.20.
- The wearing of an approved rigid safety helmet, done up in a correct manner, is mandatory for riders at all times when riding on the track surface and safety zone.
- Riders may not wear headphones while riding on the track.
- Road bikes are not allowed on the track, including the safety zone.
- Bicycles or other equipment may not be left on the safety zone of the track.
- No drinks or food are allowed on the safety zone of the track.
- Riders are not allowed to sit on the track surface.

TITLE PARTNER



PARTENAIRE TITRE

MAIN PARTNERS



PARTENAIRES PRINCIPAUX

OFFICIAL SUPPLIER



FOURNISSEUR OFFICIEL

INSTITUTIONAL PARTNERS



PARTENAIRES INSTITUTIONNELS

LOCAL ORGANIZER



ORGANISATEURS LOCAUX

INFORMATIONS GENERALES – RAPPEL DES DISPOSITIONS

Confirmations et modifications des partants

- Lors de la confirmation des partants, les maillots/combinsons de Champion du Monde/Champion continental/Champion national doivent être présentés aux commissaires pour contrôle, en plus des maillots/combinsons de l'équipe nationale / équipe Piste UCI.
- La confirmation des partants faite le jeudi 11 avril est définitive**, néanmoins les chefs d'équipes auront la possibilité de transmettre **des modifications** au Secrétaire du Collège des Commissaires (Karen O'Callaghan) **jusqu'au début de la première session de compétition le jour de l'épreuve soit :**

Vendredi 12 avril

Elimination	F, H
Poursuite par équipes	F, H
Vitesse par équipes	F, H

Samedi 13 avril

Keirin	H
Madison	F
Omnium	H
Vitesse	F

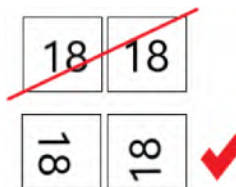
Dimanche 14 avril

Keirin	F
Madison	H
Omnium	F
Vitesse	H

- Modifications en Poursuite par équipes et Vitesse par équipes : Au moins 30 minutes avant que la manche de la compétition en question commence (article 3.2.079 & 3.2.149).
- Pour toute épreuve, tout remplacement d'un coureur confirmé ne peut se faire que par un autre coureur figurant sur la liste des coureurs inscrits en tant que réserve pour l'épreuve en particulier.
- Un coureur inscrit et confirmé pour une course spécifique et qui ne se présente pas au départ sera sanctionné conformément à l'art. 1.2.055, à moins qu'un certificat médical préparé par le médecin de la course ne soit présenté au secrétaire avant le début de la course.

Compétitions

- Les coureurs doivent veiller à ce que le dossard soit toujours bien visible et lisible. Le dossard doit être bien fixé et ne peut être plié ou transformé. Lorsque le port de deux dossards est requis, ces derniers doivent être placés au bas et de chaque côté du dos, visibles au centre de la piste et par les spectateurs. Lorsqu'un seul dossard est requis, il doit être placé au centre et au bas du dos. **Les dossards seront distribués lors de la réunion des Chefs d'Equipe.**



Lors des épreuves en peloton ainsi que les épreuves de Vitesse (incluant le 200m) et Keirin, les dossards doivent être placés sur l'extérieur du vêtement. Lors des épreuves de Poursuite par équipes et Vitesse par équipes, les pochettes à dossards sont autorisées.

12-14 Avril 2024

Communiqué n°2

- *Tous les coureurs doivent avoir leur transpondeur fixé sur leur bicyclette pour toutes les courses. Les transpondeurs seront distribués lors de la réunion des Chefs d'Equipe. Ces derniers devront être retournés une fois que le coureur aura terminé toutes ses épreuves à Swiss Timing.*
- *Les contrôles des bicyclettes doivent s'effectuer avant l'entrée en piste à l'endroit du contrôle du matériel. Les coureurs doivent se présenter pour le contrôle des bicyclettes suffisamment à l'avance avant leur départ. Les contrôles s'effectueront 15 minutes avant le départ de chaque compétition. **Les équipes sont chargées de confirmer que leur équipement de remplacement pour tout événement est conforme aux règlements.** Les commissaires sont autorisés à contrôler à nouveau les bicyclettes et les positions après la course de manière aléatoire. Si la bicyclette ou les positions ont été modifiées hors des limites réglementaires, le coureur peut être disqualifié.*
- *Un équipement technologique embarqué ayant la capacité et pour objet de collecter ou transmettre des données, informations ou images, est autorisé. Les conditions d'utilisation sont définies dans l'article 1.3.024ter et inclut les conditions suivantes :*
 - *N'affecte pas la certification du vélo / Ne peut pas être retiré pendant la course / L'information n'est pas visible pour le coureur*
- *Dans les épreuves en peloton, les coureurs montent en piste du côté de la ligne droite d'arrivée. Pour le 200 mètres contre la montre, la Vitesse par équipes et la Poursuite par équipes, les coureurs montent en piste du côté où ils prennent le départ. Dans tous les cas, les coureurs quittent la piste du côté de la ligne droite opposée seulement.*

Personnel d'équipe (y compris les entraîneurs) pendant les compétitions

- *Conformément à l'article 3.1.012), **pendant toutes les épreuves sur piste, à l'exception de la Poursuite par équipes, tout le personnel d'équipe doit rester au centre piste (hors de la zone de sécurité et de la piste).** Pendant la Poursuite par équipes, uniquement un entraîneur par équipe est autorisé dans la zone de sécurité. Le personnel spécifique d'une équipe peut être autorisé à accéder à la zone de sécurité (par exemple le mécanicien à la suite d'un accident) à la discrétion des commissaires. Indépendamment de ce qui précède, l'article 3.6.072 s'applique.*
- *L'accès à la piste doit être maintenu libre à tout moment. **Toutes rampes d'accès à la piste doivent être maintenues libre de matériel et de personnel.***
- *L'accès au podium du starter est uniquement pour les officiels. Toutes les autres personnes ne sont pas autorisées à faire usage du podium. L'accès au podium des cérémonies protocolaire est interdit excepté pour les cérémonies officielles.*

Cérémonies protocolaires

- *Les coureurs participant à la cérémonie protocolaire doivent se présenter dans l'enceinte de la cérémonie protocolaire 10 minutes avant la cérémonie. Ils doivent être tête nue, sans bandeau ni lunettes, porter une tenue de compétition et des chaussures appropriées jusqu'à ce qu'ils quittent l'enceinte officielle de la cérémonie.*
- *Lors des cérémonies protocolaires des disciplines par équipes, tous les coureurs ayant participé sont autorisés à monter sur le podium comme suit :*
 - *Poursuite par équipes max 5*
 - *Vitesse par équipes max 4*

TITLE PARTNER



PARTENAIRE TITRE

MAIN PARTNERS



PARTENAIRES PRINCIPAUX

OFFICIAL SUPPLIER



FOURNISSEUR OFFICIEL



INSTITUTIONAL PARTNERS



PARTENAIRES INSTITUTIONNELS

LOCAL ORGANIZER



ORGANISATEURS LOCAUX

12-14 Avril 2024

Communiqué n°2

Généralités

- *Toutes personnes ne respectant les instructions de la direction de l'épreuve ou des commissaires seront pénalisés par une amende de CHF 100-200, selon le Règlement UCI 12.4.001.20.*
- *Le port du casque de sécurité approuvé, correctement ajusté, est toujours obligatoire pour les coureurs roulant sur la surface de la piste et la zone de sécurité.*
- *Les coureurs roulant sur la piste ne peuvent pas porter d'écouteurs*
- *Les vélos de route ne sont pas autorisés sur la piste, y compris la zone de sécurité.*
- *Il est interdit d'entreposer des bicyclettes ou tout autre équipement sur la zone de sécurité de la piste.*
- *Aucune boisson ou nourriture ne sont autorisées sur la zone de sécurité de la piste.*
- *Les coureurs ne sont pas autorisés à s'asseoir sur la piste.*

TITLE PARTNER



PARTENAIRE TITRE

MAIN PARTNERS



PARTENAIRES PRINCIPAUX

OFFICIAL SUPPLIER



FOURNISSEUR OFFICIEL

INSTITUTIONAL PARTNERS



PARTENAIRES INSTITUTIONNELS

LOCAL ORGANIZER



ORGANISATEURS LOCAUX

TECHNICAL INFORMATION – REMINDER OF DISPOSITIONS

Timed events (Team Sprint & Team Pursuit)

- A system detecting a false start is installed for Team Sprint and Team Pursuit. For the start, all bikes shall be placed behind the pursuit line utilizing the marks on the track. The starter is the sole judge to stop the race in the case of a false start. A restart will be given immediately.
- As part of the most recent UCI Regulations update that came into effect 01.08.2023, a restart will only be given in the case of a false start or a recognized mishaps as per article 3.2.021ter.
- Team staff will be allowed to hold their riders at the start. However, in no case the staff are allowed to push the rider. Pushing a rider will result in a disqualification of the team.
- The qualification heats will be run one team at a time on the track.
- For Team Pursuit:
 - During the first round in case of one team catches another, the commissaires will show a red flag to the team being caught. From this moment the team is not allowed to do a relay on pain of disqualification (art. 3.2.097).
 - In the qualifying and the first round all teams need to cover the full distance to record a time, except a team in the last two heats of the first round which catches their opponent. In the event of a catch in either of the last two heats of the first round, the team catching their opponent shall stop as soon as possible to allow their opponents to continue and record a time. Teams caught may not ride in the slipstream of their opponents nor pass them. Teams which catch their opponent may not ride in their slipstream (art 3.2.056/3.2.086).
 - The team of a rider which has stopped following a mishap shall restart at the end of the qualifying rounds, or at a suitable position not to disrupt the preparation of other teams as decided by the Commissaires' Panel.

Sprint & 200-meter Time Trial

- Riders shall wear both number panels during the 200 meters Time Trial.
- When pushing their rider at the start of the 200m, coaches must remain on the safety zone and not go further than the pursuit line while pushing. Failure to respect this directive will result in a fine for not following the commissaires instructions.

Bunch events

- During the start, holders are allowed to push their riders, but are not allowed to run from their position while pushing to avoid crashes at the start.

Elimination

- During the start, holders are allowed to push their riders, but are not allowed to move from their places to avoid crashes at the start.
- If no decision can be made about which rider to eliminate, then no riders shall be eliminated until the next sprint. This shall be indicated by a green flag on the start line.
- An eliminated rider shall leave the track immediately, failing which he shall be penalised depending on the gravity of the situation (relegation with a warning, or disqualification).
- No team representative can approach or try to dispute any decision made by Commissaires while racing is ongoing.

Madison

- No feeding will be permitted in the Madison race.
- All riders will start at the fence.

TITLE PARTNER



PARTENAIRE TITRE

MAIN PARTNERS



PARTENAIRES PRINCIPAUX

OFFICIAL SUPPLIER



FOURNISSEUR OFFICIEL



INSTITUTIONAL PARTNERS



PARTENAIRES INSTITUTIONNELS

LOCAL ORGANIZER



ORGANISATEURS LOCAUX

INFORMATIONS TECHNIQUES – RAPPEL DES DISPOSITIONS

Epreuves chronométrées (Poursuite par équipes & Vitesse par équipes)

- Un système calculant les faux départs est installé pour les épreuves chronométrées. Au départ, tous les vélos doivent être placés derrière la marque sur la piste. Le starter est le seul juge pour arrêter la course en cas de faux départ. Un nouveau départ sera donné immédiatement.
- Conformément à l'article 3.2.021ter et la dernière mise à jour du règlement UCI qui est entrée en vigueur le 01.08.2023, un nouveau départ ne sera donné que dans le cas d'un faux départ ou d'un incident reconnu.
- Les staff des équipes seront autorisés à tenir leurs coureurs au départ. Cependant, il n'est en aucun cas autorisé de pousser le coureur. Pousser un coureur résultera en une disqualification de l'équipe.
- Les manches de qualifications seront effectuées avec une équipe en piste à la fois.
- Poursuite par équipes :
 - Lors du premier tour, si une équipe est sur le point d'être rejointe, les commissaires le signaleront à l'aide d'un drapeau rouge. A partir de ce moment, l'équipe rejointe ne doit plus passer de relais. Toute désobéissance à cette consigne entraîne la disqualification immédiate de l'équipe (art. 3.2.097).
 - Lors du premier tour, toutes les équipes doivent accomplir la distance totale pour enregistrer leur temps, sauf lors des deux dernières manches du premier tour, si une équipe rejoint l'autre, l'équipe qui rejoint l'autre équipe est déclarée vainqueur et s'arrête dès que possible afin de permettre à l'autre équipe de terminer la distance et ainsi d'enregistrer un temps. Une équipe rejointe ne peut pas rouler dans le sillage de l'équipe adverse, ni la passer, sous peine de disqualification. De même, l'équipe qui rejoint l'autre ne peut pas rouler dans le sillage de l'équipe adverse, sous peine de disqualification (art 3.2.056/3.2.086).
 - L'équipe qui s'est arrêtée après un accident reconnu prendra un nouveau départ à la fin des séries qualificatives, ou à un moment approprié déterminé par le Collège des Commissaires pour ne pas perturber la préparation des autres équipes.

Vitesse et 200 mètres contre la montre

- Les coureurs doivent porter 2 dossards lors de l'épreuve des 200 mètres.
- Au moment de pousser le coureur au départ du 200m, les entraîneurs doivent rester sur la zone de sécurité et ne pas dépasser la ligne de poursuite au moment de la poussée. Le non-respect de cette directive résultera en une amende pour non-respect des instructions des commissaires.

Epreuves en peloton

- Au départ, les teneurs sont autorisés à pousser leur coureur mais ne sont pas autorisés à courir derrière le coureur afin d'éviter tout accident.

Course à l'élimination

- Au départ, les teneurs sont autorisés à pousser leur coureur mais ils doivent impérativement rester à leur place (pieds immobiles) pour éviter tout accident.
- Si aucune décision ne peut être prise concernant le coureur à éliminer, aucun coureur ne sera éliminé avant le prochain sprint. Ceci doit être indiqué par un drapeau vert sur la ligne de départ.
- Un coureur éliminé doit quitter la piste immédiatement, faute de quoi il se verra pénalisé en fonction de la gravité de la situation (relégation avec avertissement ou disqualification).
- Le personnel d'équipe doit s'abstenir d'approcher les commissaires et contester une décision pendant la course.

Madison

- Aucun ravitaillement ne sera autorisé dans la course Madison.
- Tous les coureurs partiront de la balustrade.

TITLE PARTNER



PARTENAIRE TITRE

MAIN PARTNERS



PARTENAIRES PRINCIPAUX

OFFICIAL SUPPLIER



FOURNISSEUR OFFICIEL



INSTITUTIONAL PARTNERS



PARTENAIRES INSTITUTIONNELS



LOCAL ORGANIZER



ORGANISATEURS LOCAUX

DOPING CONTROLS**INFORMATION**

- Doping Controls (if any) will be conducted according to the UCI Anti-Doping Rules and ITA procedures and instructions.
- The riders selected for the controls will be notified by a chaperone (or another sample collection personnel) and shall report immediately to the doping control station unless there are valid reasons for a delay; the notified rider shall always remain within sight of the chaperone from the first point of contact with the chaperone until the completion of the sample collection procedure. If the award ceremony takes place immediately after the event, a rider required to go to the award ceremony will be escorted first to the award ceremony area, then to the press conference and finally to the doping control station.
- Each rider notified of his selection for testing must report immediately to the doping control station after finishing the race, save for justified reasons that could cause a delay such as participation in a medal ceremony, fulfilments of media commitment or receiving necessary medical treatment (non-exhaustive list).
- Riders must report to the Sample Collection Personnel (SCP) with their current license; but if it has no photograph, another I.D. with a photo must be presented.
- In order to limit the number of persons at the DCS, it is recommended that the Rider presents him or herself alone, but at most he may be accompanied by only one person of his choice.
- Riders are strongly recommended to wear a mask to come to the DCS and disinfect their hands when entering.
- Any changes related to the localization of the riders participating in the race (hotel name, address and telephone numbers) must be communicated to the UCI and ITA SCP as soon as possible.

TITLE PARTNER



PARTENAIRE TITRE

MAIN PARTNERS



PARTENAIRES PRINCIPAUX

OFFICIAL SUPPLIER



FOURNISSEUR OFFICIEL

INSTITUTIONAL PARTNERS



PARTENAIRES INSTITUTIONNELS

LOCAL ORGANIZER



ORGANISATEURS LOCAUX

CONTRÔLE ANTIDOPAGE

INFORMATION

- Les contrôles antidopage (si applicable) seront effectués selon le Règlement Antidopage de l'UCI 2024 et les procédures et instructions de l'International Testing Agency (ITA).
- Les coureurs sélectionnés pour un contrôle seront avisés par une escorte (chaperon) et devront se présenter immédiatement au poste de contrôle antidopage, à moins qu'il n'y ait des raisons valables de les retarder. Le coureur avisé doit toujours rester en contact visuel avec l'escorte du moment de leur notification jusqu'à la fin de la procédure de prélèvement d'échantillon. Si la cérémonie de remise des prix a lieu immédiatement après la manifestation, le coureur ayant besoin d'aller à la cérémonie sera escorté d'abord à la zone de remise des prix, puis à la conférence de presse et finalement au poste de contrôle antidopage.
- Chaque coureur notifié de sa sélection pour un contrôle doit se présenter immédiatement au local antidopage après avoir fini sa course, sauf si des raisons occasionnent un retard comme la participation à la cérémonie de remise des médailles, remplir ses obligations médiatiques ou l'administration d'un traitement médical nécessaire (liste non-exhaustive).
- Les coureurs doivent se présenter au « Sample Collection Personnel » (SCP) avec leur licence ; mais si celle-ci ne comporte pas de photographie, une autre pièce d'identité avec photo devra être présentée.
- Afin de limiter le nombre de personne au poste de contrôle du dopage, il est recommandé que le coureur se présente seul mais au maximum il ne pourra être accompagné par une seule personne de son choix.
- Les coureurs sont fortement recommandés de porter un masque pour venir au poste de contrôle du dopage et se désinfecter les mains quand ils y entrent.
- Tout changement de localisation des coureurs (adresse de l'hôtel, numéro de téléphone) doit être communiqué sans délai à l'UCI et à l'ITA SCP.

TITLE PARTNER



PARTENAIRE TITRE

MAIN PARTNERS



PARTENAIRES PRINCIPAUX

OFFICIAL SUPPLIER



FOURNISSEUR OFFICIEL



INSTITUTIONAL PARTNERS



PARTENAIRES INSTITUTIONNELS

LOCAL ORGANIZER



ORGANISATEURS LOCAUX

List of Entered Teams / Liste des équipes engagées
As of THU 11 APR 2024

Team Code	Name	Team Code	Name
ALG	Algeria	MAS	Malaysia
AUT	Austria	MEX	Mexico
BAR	Barbados	NCI	National Cycling Institute Milton
BEL	Belgium	NED	Netherlands
BGT	Team Bridgestone Cycling	NOR	Norway
CAN	Canada	NZL	New Zealand
CHN	China	PAR	Paraguay
COL	Colombia	POL	Poland
CWD	Chaney Windows And Doors	POR	Portugal
CZE	Czechia	RKD	Team Rakuten K Dreams
DEN	Denmark	ROU	Romania
EGY	Egypt	RSA	South Africa
ESP	Spain	SUI	Switzerland
FRA	France	SUR	Suriname
GBR	Great Britain	SVK	Slovakia
GER	Germany	SWE	Sweden
HKG	Hong Kong, China	THA	Thailand
HUN	Hungary	TIN	Team Inspired
INA	Indonesia	TPE	Chinese Taipei
IND	India	TTO	Trinidad and Tobago
ISR	Israel	TTT	Tashkent Track Team
ITA	Italy	UAE	United Arab Emirates
JAM	Jamaica	UKR	Ukraine
JPN	Japan	USA	United States
KAZ	Kazakhstan	UZB	Uzbekistan
LAO	Lao PDR	VEN	Venezuela
LTU	Lithuania		

IN-COMPETITION TRAINING & WARM-UP SESSIONS

In-competition Training & Warm-up Sessions (Friday 12.04.2024 to Sunday 14.04.2024):

- Riders must wear National Team or UCI Track Team uniforms.
- Only riders participating in the competition may ride during in-competition training & warm-up sessions. However, the warm-up sessions are reserved for riders competing on the same day.
- No coaches are allowed on the safety zone, on the back straight. One coach per team is allowed on the home straight. Coaches must coordinate with each other for a secure and efficient use of the track.
- Riders may carry no object on them or on their bicycles that could drop onto the track. They may not bear or use on the track any music player or radio communication system. In addition, any electronic device with display (for instance speedometer or powermeter) must be hidden to that it cannot be read by the riders.
- Road bikes are not allowed on the track, including the safety zone.
- The use of starting gate or deryn is prohibited.
- **Standing starts** (individual or team) are not permitted during the in-competition training. In the warm-up sessions, standing starts in the sprinters' lane (1 rider only) may be permitted if safety allows it and only under the following conditions:
 - on the home straight only,
 - with the assistance of someone waving a flag at the exit of the 4th bend to warn the other riders present on the track,
 - with the approval of the UCI Technical Delegate and/or commissaires overseeing the training sessions.
- The Technical Delegate and commissaires have the power to take the necessary measures to ensure security and equity among the teams.

Schedule:

	Warm-up sessions ²⁾	Competitions (1 st session)	In-competition training sessions	Warm-up sessions ²⁾	Competitions (2 nd session)
Fri 12 April	9:00-9:50	10:00-14:48	15:30-16:45: Sprint 16:45-18:00: Endurance	-	18:30-21:07
Sat 13 April	9:00-9:50	10:00-14:48	16:00-17:00	17:00-17:50	18:00-21:27
Sun 14 April	9:00-9:50	10:00-15:01	-		16:00-19:43
	²⁾ For riders competing on the same day		¹⁾ For all riders		

TITLE PARTNER



PARTENAIRE TITRE

MAIN PARTNERS



PARTENAIRES PRINCIPAUX

OFFICIAL SUPPLIER



FOURNISSEUR OFFICIEL



INSTITUTIONAL PARTNERS



PARTENAIRES INSTITUTIONNELS

LOCAL ORGANIZER



ORGANISATEURS LOCAUX

SESSIONS D'ENTRAÎNEMENT OFFICIEL

Sessions d'entraînement officiel et sessions d'échauffement (vendredi 12.04.2024 à dimanche 14.04.2024) :

- Les coureurs doivent porter l'uniforme de leur équipe nationale ou de l'équipe piste UCI.
- Seuls les coureurs participant à la compétition peuvent rouler pendant les sessions d'entraînement officielles. Toutefois, les sessions d'échauffement sont réservées aux coureurs qui concourent le jour même.
- Aucun entraîneur n'est autorisé sur la zone de sécurité, côté ligne droite opposée. Un entraîneur par équipe est autorisé sur la zone de sécurité, côté ligne droite d'arrivée. Les entraîneurs doivent se coordonner entre eux pour une utilisation sécurisée et efficace de la piste.
- Les coureurs ne peuvent porter aucun objet sur eux ou sur leur bicyclette qui pourrait tomber sur la piste. Ils ne peuvent porter ni utiliser en piste aucun appareil de musique ou système de liaison radio. De plus, tout dispositif électronique avec affichage (par exemple : compteur de vitesse ou de puissance) doit être masqué de sorte qu'il ne soit pas consultable par les coureurs.
- Les vélos de route ne sont pas autorisés sur la piste, y compris la zone de sécurité.
- L'utilisation de porte de départ ou de deryn est interdite.
- Les **départs arrêtés** (individuels ou par équipes) ne sont pas autorisés lors des sessions d'entraînement officielles. Lors des séances d'échauffement, les départs arrêtés dans le couloir des sprinters (1 seul coureur uniquement) peuvent être autorisés si la sécurité le permet et seulement dans les conditions suivantes :
 - sur la ligne droite d'arrivée uniquement
 - avec l'assistance de quelqu'un agitant un drapeau à la sortie du 4eme virage pour avertir les autres coureurs en piste
 - sous approbation du Délégué Technique UCI et/ou les commissaires qui supervisent les sessions d'entraînement.
- Le Délégué Technique UCI et les commissaires ont tout pouvoir pour prendre les mesures nécessaires pour assurer la sécurité d'une part, et l'équité entre les équipes d'autre part.

Sessions d'entraînement et sessions d'échauffement (selon l'horaire ci-dessous) :

	Sessions d'échauffement ²⁾	Compétitions (1ère session)	Sessions d'entraînement additionnelles ¹⁾	Sessions d'échauffement ²⁾	Compétitions (2ème session)
Ven 12 avril	9:00-9:50	10:00-14:48	15:30-16:45: Sprint 16:45-18:00: Endurance	-	18:30-21:07
Sam 13 avril	9:00-9:50	10:00-14:48	16:00-17:00	17:00-17:50	18:00-21:27
Dim 14 avril	9:00-9:50	10:00-15:01	-		16:00-19:43
	²⁾ Pour les coureurs en compétition le même jour		¹⁾ Pour tous les coureurs	²⁾ Pour les coureurs en compétition le même jour	

Entry List By NOC / Liste d'inscriptions par CNO

As of SUN 14 APR 2024

Race Number	Team Name	Gender	Event	UCI Rider ID
ALG - Algeria				
1	CHALEL Yacine	Male	Omnium, Madison, Elimination Race	10025264440
2	TCHAMBAZ Lotfi	Male	Omnium, Madison, Elimination Race	10007636106
AUT - Austria				
3	KOKAS Raphael	Male	Omnium, Madison, Elimination Race	10035026882
58	RITZINGER Felix	Male	Madison	10008820011
4	WAFLE Tim	Male	Omnium, Madison, Elimination Race	10035022337
BAR - Barbados				
201	JOSEPH Amber	Female	Omnium, Elimination Race	10061870927
BEL - Belgium				
59	BERNARD Thibaut	Male	Team Pursuit	10070883136
60	de SCHRIJVER Runar	Male	Sprint, Keirin	10065054244
61	de VYLDER Lindsay	Male	Team Pursuit, Madison	10009009866
5	DENS Tuur	Male	Team Pursuit, Omnium, Madison	10016387021
62	GHYS Robbe	Male	Madison	10009991182
63	van GUCHT Yoran	Male	Team Pursuit	10065049594
64	VANDENBRANDEN Noah	Male	Team Pursuit	10064994125
202	de CLERCQ Katrijn	Female	Omnium, Madison, Elimination Race	10064418993
252	HESTERS Helene	Female	Madison	10107750917
253	JENAER Valerie	Female	Team Sprint, Sprint, Keirin	10110977983
254	NICOLAES Julie	Female	Team Sprint, Sprint, Keirin	10065045049
203	WITTEVRONGEL Lani	Female	Team Sprint, Omnium, Madison, Elimination Race	10065064954
BGT - Team Bridgestone Cycling				
6	HASHIMOTO Eiya	Male	Omnium, Madison, Elimination Race	10007832227
7	KOJIMA Naoki	Male	Omnium, Madison	10021323715

Entry List By NOC / Liste d'inscriptions par CNO

As of SUN 14 APR 2024

Race Number	Team Name	Gender	Event	UCI Rider ID
CAN - Canada				
8	BIBIC Dylan	Male	Team Pursuit, Omnium, Madison, Elimination Race	10046257967
65	DEMPSTER Cole	Male	Sprint	10048955072
66	DODYK Ryan	Male	Team Sprint	10064209839
67	ERNST Chris	Male	Team Pursuit	10015715091
51	FITZMAURICE Cameron	Male	Team Pursuit, Elimination Race	10048895761
68	FOLEY Michael	Male	Team Pursuit, Madison	10016186654
69	FRASER-MARAUN Daniel	Male	Team Pursuit	10096715347
9	GUILLETTE Mathias	Male	Team Pursuit, Omnium, Madison	10060474329
70	HEDGCOCK James	Male	Team Sprint, Sprint, Keirin	10048888990
71	MATTERN Carson	Male	Team Pursuit	10063260451
72	PARRISH Campbell	Male	Team Pursuit	10042927029
73	RICHARDSON Sean	Male	Team Pursuit	10059703985
74	RORKE Tyler	Male	Team Sprint	10048224138
75	WAMMES Nick	Male	Team Sprint, Sprint, Keirin	10015713273
76	WEBSTER Zach	Male	Team Pursuit	10088232901
255	ATTWELL Erin J	Female	Team Pursuit	10051239222
256	BONHOMME Ariane	Female	Team Pursuit, Madison	10008664811
257	BOYLE Jackie	Female	Team Sprint	10094501121
258	BRANTS Anika	Female	Team Pursuit	10111363963
204	COLES-LYSTER Maggie	Female	Team Pursuit, Omnium, Elimination Race	10010998568
259	GENEST Lauriane	Female	Team Sprint, Sprint, Keirin	10011157206
260	GOUDSWAARD Skyler	Female	Team Pursuit	10127481121
261	MAJENDIE Fiona	Female	Team Pursuit	10088130746
262	MITCHELL Kelsey	Female	Team Sprint, Sprint, Keirin	10075047668
263	NESTMAN Jenna	Female	Team Pursuit	10023476307
264	ORBAN Sarah	Female	Team Sprint	10082509796
265	PLANTE Lily	Female	Team Pursuit, Madison	10058538268
205	van DAM Sarah	Female	Team Pursuit, Omnium, Elimination Race	10048875553

Entry List By NOC / Liste d'inscriptions par CNO

As of SUN 14 APR 2024

Race Number	Team Name	Gender	Event	UCI Rider ID
CHN - People's Republic of China				
77	FU Enqi	Male	Team Pursuit	10138169410
78	GUO Shuai	Male	Team Sprint	10015339522
79	JIN Zhiheng	Male	Team Sprint	10096392116
80	LI Zhiwei	Male	Team Sprint	10136185960
81	PEI Zhengyu	Male	Team Pursuit	10141809637
10	YANG Yang	Male	Team Pursuit, Omnium	10084644911
82	ZHANG Haiao	Male	Team Pursuit	10085846394
83	ZHANG Jinyan	Male	Team Pursuit	10143224423
84	ZHOU Yu	Male	Team Sprint	10052089586
266	GONG Xianbing	Female	Team Pursuit	10097466994
267	HUANG Zhilin	Female	Madison	10023483680
206	LIU Jiali	Female	Omnium	10010915110
268	SUN Feiyan	Female	Team Pursuit	10006296492
269	WANG Hong	Female	Team Pursuit	10010857920
270	WANG Lijuan	Female	Sprint, Keirin	10138586813
272	WANG Xiaoyue	Female	Team Pursuit	10097466388
273	WEI Suwan	Female	Team Pursuit	10096778092
274	ZHANG Hongjie	Female	Team Pursuit	10015340936
275	ZHANG Mingzhu	Female	Team Pursuit	10095119392
276	ZHOU Menghan	Female	Team Pursuit, Madison	10143228261
COL - Colombia				
11	ARANGO CARVAJAL J.	Male	Omnium, Madison	10035212394
52	PARRA ARIAS Jordan Arley	Male	Team Sprint, Madison, Elimination Race	10009037350
85	QUINTERO CHAVARRO Kevin Santiago	Male	Team Sprint, Sprint, Keirin	10010830840
86	RAMIREZ MORALES Santiago	Male	Team Sprint, Sprint, Keirin	10009039774
277	BAYONA PINEDA Martha	Female	Team Sprint, Sprint, Keirin	10009040279
278	CUADRADO FLOREZ Stefany Lorena	Female	Team Sprint, Sprint, Keirin	10125950036
207	HERNANDEZ GOMEZ L.	Female	Omnium, Madison	10059063583
279	MOSQUERA QUICENO Yarli	Female	Team Sprint	10082764525
280	ROJAS ZAPATA Lina Mabel	Female	Madison	10035447420
CWD - Chaney Windows And Doors				
53	IMHOF Claudio	Male	Madison, Elimination Race	10005865551
12	MOORE Peter	Male	Omnium, Madison	10083785449
CZE - Czechia				
87	BOHUSLAVEK Matěj	Male	Team Sprint, Sprint, Keirin	10009903983
88	ČECHMAN Martin	Male	Team Sprint, Sprint, Keirin	10010166590
13	KŘENEK Adam	Male	Omnium, Madison	10047309409
14	RUGOVAC Denis	Male	Omnium, Madison, Elimination Race	10007503336
89	TOPINKA Dominik	Male	Team Sprint, Sprint, Keirin	10007535365
54	VONEŠ Jan	Male	Madison, Elimination Race	10047303244
245	BARTOVA Gabriela	Female	Madison, Elimination Race	10047282935
281	JABORNIKOVA Veronika	Female	Sprint, Keirin	10047201594
208	ŠEVČIKOVA Petra	Female	Omnium, Madison	10015336791

Entry List By NOC / Liste d'inscriptions par CNO

As of SUN 14 APR 2024

Race Number	Team Name	Gender	Event	UCI Rider ID
DEN - Denmark				
90	HANSEN Tobias	Male	Madison	10051225478
91	MORKOV Michael	Male	Madison	10003308993
209	DIDERIKSEN Amalie	Female	Omnium, Madison	10009487085
282	LETH Julie	Female	Madison	10006324279
EGY - Egypt				
15	ABOUELHASSAN Youssef	Male	Omnium, Madison, Elimination Race	10076128210
16	BAKR Mahmoud	Male	Omnium, Madison	10113653365
283	MOHAMED Shahd	Female	Sprint, Keirin	10119724252
210	ZAYED AHMED Ebtissam	Female	Omnium, Elimination Race	10053580255
ESP - Spain				
55	ANGUELA YAGUEZ Mario	Male	Team Pursuit, Madison, Elimination Race	10041176480
92	BENNASSAR ROSSELLO Joan Marti	Male	Team Pursuit	10015329317
93	GARAIAR PIKABEA Benat	Male	Team Pursuit	10062935095
94	JIMENEZ ELIZONDO Ekain	Male	Team Sprint, Sprint	10041041993
17	MARTORELL HAGA Erik	Male	Team Pursuit, Omnium, Madison, Elimination Race	10040741596
95	MORENO SANCHEZ Jose	Male	Team Sprint, Sprint, Keirin	10007502427
96	NAVAS MARCHAL Alvaro	Male	Team Pursuit, Madison	10041175672
97	SANCHEZ GARMENDIA Esteban	Male	Team Sprint, Sprint	10043670996
284	ANGUELA YAGUEZ Eva	Female	Team Pursuit, Madison	10041176379
285	CASAS ROIGE Helena	Female	Sprint, Keirin	10004616877
286	GARAU ROCA Marina	Female	Team Pursuit	10040302672
287	ISASI CRISTOBAL Ziortza	Female	Team Pursuit	10009515983
211	LARRARTE ARTEAGA Eukene	Female	Omnium, Madison	10011153667
288	LOPEZ LLULL Margarita	Female	Team Pursuit	10009997751
212	RODRIGUEZ CORDERO Laura	Female	Team Pursuit, Omnium, Madison, Elimination Race	10011184484
FRA - France				
18	BOUDAT Thomas	Male	Team Pursuit, Omnium, Madison	10007900026
98	DENIS Thomas	Male	Team Pursuit	10009736861
99	ERMENAULT Corentin	Male	Team Pursuit	10009155972
100	HELAL Rayan	Male	Team Sprint, Sprint, Keirin	10015683567
101	LANDERNEAU Melvin	Male	Team Sprint, Sprint, Keirin	10010713329
102	TABELLION Valentin	Male	Team Pursuit, Madison	10015907071
19	THOMAS Benjamin	Male	Team Pursuit, Omnium, Madison	10009104341
103	VIGIER Sebastien	Male	Team Sprint, Sprint, Keirin	10010678569
289	BERTEAU Victoire	Female	Team Pursuit	10015338916
290	BORRAS Marion	Female	Team Pursuit, Madison	10009989970
213	COPPONI Clara	Female	Team Pursuit, Omnium, Madison	10015328711
291	DROUODE Marie Louisa	Female	Team Sprint	10076903705
214	FORTIN Valentine	Female	Team Pursuit, Omnium, Madison	10015339017
292	GROS Mathilde	Female	Team Sprint, Sprint, Keirin	10015528367
293	KOUAME Taky Marie Divine	Female	Team Sprint, Sprint, Keirin	10066161458
294	le NET Marie	Female	Team Pursuit	10023522278
295	MICHAUX Julie	Female	Team Sprint	10081958819

Entry List By NOC / Liste d'inscriptions par CNO

As of SUN 14 APR 2024

Race Number	Team Name	Gender	Event	UCI Rider ID
GBR - Great Britain				
104	BIGHAM Daniel	Male	Team Pursuit	10011080010
105	CARLIN Jack	Male	Team Sprint, Sprint, Keirin	10009967641
20	HAYTER Ethan Edward	Male	Team Pursuit, Omnium, Madison	10010182051
106	LOWE Ed	Male	Team Sprint	10096738686
21	STEWART Mark	Male	Omnium, Madison, Elimination Race	10009316327
107	TANFIELD Charlie	Male	Team Pursuit	10014741455
108	TRUMAN Joseph	Male	Team Sprint	10017950943
109	TURNBULL Hamish	Male	Team Sprint, Sprint, Keirin	10015483305
110	VERNON Ethan	Male	Team Pursuit	10023821362
111	WOOD Oliver	Male	Team Pursuit, Madison	10008663700
215	ARCHIBALD Katie	Female	Team Pursuit, Omnium, Madison	10008789695
296	BARKER Megan	Female	Team Pursuit	10009968146
216	EVANS Neah	Female	Omnium, Madison	10010781532
297	KNIGHT Josie	Female	Team Pursuit	10009762224
298	MORRIS Anna	Female	Team Pursuit	10018660053
240	ROBERTS Jessica	Female	Team Pursuit	10015331438
GER - Germany				
22	BOOS Benjamin	Male	Omnium, Madison	10036152890
112	BOTTICHER Stefan	Male	Team Sprint, Sprint, Keirin	10048325582
113	FLEMMING Pete Collin	Male	Team Sprint, Sprint, Keirin	10054065154
114	HACKMANN Henric	Male	Team Sprint	10036429847
23	TEUTENBERG Tim Torn	Male	Omnium, Madison, Elimination Race	10050865568
299	BRAUSSE Franziska	Female	Team Pursuit, Madison	10010169220
300	JAGER Lara-Sophie	Female	Team Sprint, Keirin	10036443183
301	KLEIN Lisa	Female	Team Pursuit	10008965814
302	KROGER Mieke	Female	Team Pursuit	10007520110
303	PROPSTER Alessa-Catriona	Female	Team Sprint, Sprint, Keirin	10036279596
217	REISSNER Lena Charlotte	Female	Team Pursuit, Omnium, Madison, Elimination Race	10036438537
304	SCHNEIDER Clara	Female	Team Sprint, Sprint, Keirin	10036382155
305	SUSSEMILCH Laura	Female	Team Pursuit	10009081204
218	TEUTENBERG Lea Lin	Female	Omnium, Madison, Elimination Race	10016000536
HKG - Hong Kong, China				
24	CHU Tsun Wai	Male	Omnium, Madison, Elimination Race	10045965654
115	MOK Tsz Chun	Male	Team Sprint, Sprint, Keirin	10063655222
116	TO Cheuk Hei	Male	Team Sprint, Sprint, Keirin	10063279447
25	TSO Kai Kwong	Male	Omnium, Madison	10045964038
117	YUNG Tsun Ho	Male	Team Sprint, Sprint, Keirin	10080054383
306	CHING Yin Shan	Female	Team Sprint	10080054686
219	LEE Sze Wing	Female	Omnium, Madison, Elimination Race	10045966058
220	LEUNG Bo Yee	Female	Omnium, Madison	10006278510
307	LEUNG Wing Yee	Female	Madison	10007771906
308	NG Sze Wing	Female	Team Sprint, Sprint, Keirin	10045965149
309	TUNG Phoebe	Female	Team Sprint, Sprint, Keirin	10118215294
310	YEUNG Cho Yiu	Female	Team Sprint, Sprint, Keirin	10045965957

Entry List By NOC / Liste d'inscriptions par CNO

As of SUN 14 APR 2024

Race Number	Team Name	Gender	Event	UCI Rider ID
HUN - Hungary				
26	DRIJVER Bertold	Male	Omnium, Elimination Race	10097608555
118	SZALONTAY Sandor	Male	Sprint, Keirin	10007073506
INA - Indonesia				
56	KUSUMA Terry Yudha	Male	Team Pursuit, Madison, Elimination Race	10011164579
119	OETOMO Yosandy Darmawan	Male	Team Pursuit	10080302341
120	ROYAN Muhammad Andy	Male	Team Pursuit	10079553623
27	van AERT Bernard Benyamin	Male	Team Pursuit, Omnium, Madison	10015871608
IND - India				
28	SEKHON Harshveer	Male	Omnium, Elimination Race	10097366661
ISR - Israel				
121	YAKOVLEV Mikhail	Male	Sprint, Keirin	10034964036
ITA - Italy				
122	BIANCHI Matteo	Male	Team Sprint, Keirin	10028995102
123	BOSCARO Davide	Male	Team Pursuit	10030125049
124	GIAIMI Luca	Male	Team Pursuit	10031534579
29	LAMON Francesco	Male	Team Pursuit, Omnium, Madison, Elimination Race, Elimination Race	10008680672
125	MINUTA Stefano	Male	Team Sprint, Sprint, Keirin	10108741428
126	MORO Manlio	Male	Team Pursuit, Madison	10030333193
127	MORO Stefano	Male	Team Sprint, Sprint, Keirin	10010715046
128	PREDOMO Mattia	Male	Team Sprint	10034048600
30	VIVIANI Elia	Male	Team Pursuit, Omnium, Madison, Elimination Race	10005502914
311	ALZINI Martina	Female	Team Pursuit	10010713228
221	BALSAMO Elisa	Female	Team Pursuit, Omnium, Madison	10010182657
246	CONSONNI Chiara	Female	Team Pursuit, Madison, Elimination Race	10015660026
312	FIDANZA Martina	Female	Team Pursuit	10015662349
313	GUAZZINI Vittoria	Female	Team Pursuit, Madison	10015339118
222	PATERNOSTER Letizia	Female	Omnium, Elimination Race	10015336387
314	VECE Miriam	Female	Sprint, Keirin	10010714137
JAM - Jamaica				
315	PALMER Dahlia	Female	Keirin	10045952924
JPN - Japan				
6	HASHIMOTO Eiya	Male	Team Pursuit	10007832227
31	IMAMURA Shunsuke	Male	Team Pursuit, Omnium, Madison, Elimination Race	10010799013
7	KOJIMA Naoki	Male	Team Pursuit	10021323715
32	KUBOKI Kazushige	Male	Team Pursuit, Omnium, Madison, Elimination Race	10005932138
223	IKEDA Mizuki	Female	Team Pursuit, Omnium, Madison	10130636954
234	KAKITA Maho	Female	Team Pursuit	10112162191
224	MIZUTANI Ayana	Female	Team Pursuit, Omnium, Madison, Elimination Race	10122836235
235	UCHINO Tsuyaka	Female	Team Pursuit	10082954077

Entry List By NOC / Liste d'inscriptions par CNO

As of SUN 14 APR 2024

Race Number	Team Name	Gender	Event	UCI Rider ID
KAZ - Kazakhstan				
129	CHUGAY Andrey	Male	Sprint, Keirin	10023551075
33	DINMUKHAMEDTOV Ramis	Male	Omnium	10036109949
130	PONOMARYOV Sergey	Male	Sprint, Keirin	10010797292
LAO - Lao People's Democratic Republic				
225	CAUCHOIS ONE Fanny Malissa	Female	Omnium, Elimination Race	10069708729
LTU - Lithuania				
131	LENDEL Vasilijus	Male	Sprint, Keirin	10009181234
MAS - Malaysia				
132	SAHROM Muhammad Ridwan	Male	Sprint, Keirin	10049101683
316	MOHD ASRI Nurul Izzah Izzati	Female	Sprint, Keirin	10053232065
MEX - Mexico				
133	GARCIA REYES Jesus Daniel	Male	Team Sprint	10092410971
134	LOPEZ GONZAGA Jafet Emmanuel	Male	Team Sprint	10115326819
57	MALDONADO RAYAS E.	Male	Madison, Elimination Race	10007509194
158	NAVA ROMO F.G.	Male	Team Sprint, Madison	10111998204
34	PENA SALAS Ricardo	Male	Omnium, Madison, Elimination Race	10083092810
136	VERDUGO OSUNA Edgar Ismael	Male	Team Sprint, Sprint, Keirin	10007890932
226	ACEVEDO MENDOZA Yareli	Female	Team Pursuit, Omnium, Madison, Elimination Race	10083581446
317	GAXIOLA GONZALEZ Luz Daniela	Female	Team Sprint, Sprint, Keirin, Team Pursuit	10006904461
318	GAXIOLA GONZALEZ M	Female	Team Sprint, Team Pursuit, Madison	10009690381
319	SALAZAR VALLES Jessica	Female	Team Sprint, Sprint	10008167986
320	SALAZAR VAZQUEZ L.	Female	Team Pursuit, Madison	10009196590
227	VELASCO FUENTES Victoria	Female	Team Pursuit, Omnium	10064106977
321	VERDUGO OSUNA Yuli Paola	Female	Team Sprint, Sprint, Keirin	10009727767
NCI - National Cycling Institute Milton				
66	DODYK Ryan	Male	Sprint, Keirin	10064209839
74	RORKE Tyler	Male	Sprint	10048224138
257	BOYLE Jackie	Female	Sprint, Keirin	10094501121
264	ORBAN Sarah	Female	Sprint	10082509796
NED - Netherlands				
35	DORENBOS Yanne	Male	Omnium, Madison, Elimination Race	10022776792
137	HOGLAND Jeffrey	Male	Team Sprint, Sprint, Keirin	10007379761
138	LAVREYSEN Harrie	Male	Team Sprint, Sprint, Keirin	10009535686
139	van den BERG Roy	Male	Team Sprint	10005276578
140	van LOON Tijmen	Male	Team Sprint, Sprint, Keirin	10023438921
36	van SCHIP Jan Willem	Male	Omnium, Madison	10008881948
322	KALEE Kimberly	Female	Team Sprint, Sprint, Keirin	10064453955
323	LAMBERINK Kyra	Female	Team Sprint	10009125458
247	van BELLE Lisa	Female	Madison, Elimination Race	10023294128
324	van de WOUW Hetty	Female	Team Sprint, Sprint, Keirin	10010644015
228	van der DUIN Maike	Female	Omnium, Madison, Elimination Race	10022697475
325	van der PEET Steffie	Female	Team Sprint, Sprint, Keirin	10014699726

Entry List By NOC / Liste d'inscriptions par CNO

As of SUN 14 APR 2024

Race Number	Team Name	Gender	Event	UCI Rider ID
NOR - Norway				
229	STENBERG Anita Yvonne	Female	Omnium, Elimination Race	10008956114
NZL - New Zealand				
326	ANDREWS Ellesse	Female	Sprint, Keirin	10015442077
PAR - Paraguay				
141	DOMINGUEZ LOPEZ Alexis	Male	Sprint, Keirin	10121152475
POL - Poland				
142	BIELECKI Maciej	Male	Team Sprint, Sprint	10005641037
143	LATKOWSKI Dawid	Male	Team Pursuit	10077899367
37	MAJEWSKI Kacper	Male	Team Pursuit, Omnium, Madison, Elimination Race, Elimination Race	10053953808
144	ROCHNA Daniel	Male	Team Sprint, Sprint, Keirin	10015915559
145	RUDYK Mateusz	Male	Team Sprint, Sprint, Keirin	10009079382
146	SARNECKI Rafal	Male	Team Sprint, Keirin	10005953154
147	WALINIAK Konrad	Male	Team Pursuit, Madison	10054658874
38	WOZNIAK Adam	Male	Team Pursuit, Omnium, Madison, Elimination Race	10054308866
327	KARWACKA Marlana	Female	Team Sprint, Sprint, Keirin	10010098589
248	LORKOWSKA Patrycja	Female	Team Pursuit, Madison, Elimination Race	10009882967
328	LOS Urszula	Female	Team Sprint, Keirin	10007793326
329	PETRI Paulina	Female	Team Sprint, Sprint	10053771225
230	PIKULIK Daria	Female	Team Pursuit, Omnium, Madison	10009988556
231	PIKULIK Wiktoria	Female	Team Pursuit, Omnium, Madison	10010201148
330	SIBIAK Nikola	Female	Team Sprint, Sprint, Keirin	10016111983
249	TRACKA Maja	Female	Team Pursuit, Elimination Race	10058975879
POR - Portugal				
39	ALVES OLIVEIRA I.	Male	Omnium, Madison	10009190328
40	LEITAO Iuri	Male	Omnium, Madison	10010800831
232	CAMPOS Daniela	Female	Omnium	10044087793
233	MARTINS Maria	Female	Omnium, Elimination Race	10015577574
RKD - Team Rakuten K Dreams				
234	KAKITA Maho	Female	Omnium, Madison, Elimination Race	10112162191
235	UCHINO Tsuyaka	Female	Omnium, Madison, Elimination Race	10082954077
ROU - Romania				
41	CRISTA Daniel	Male	Omnium	10007390370
RSA - South Africa				
148	SPIES Jean	Male	Sprint, Keirin	10007351671
236	van NIEKERK Danielle	Female	Omnium, Elimination Race	10010823261

Entry List By NOC / Liste d'inscriptions par CNO

As of SUN 14 APR 2024

Race Number	Team Name	Gender	Event	UCI Rider ID
SUI - Switzerland				
149	RUEGG Lukas	Male	Madison	10009503455
42	THIEBAUD Valere	Male	Omnium, Madison	10014936566
43	VOGEL Alex	Male	Omnium, Elimination Race	10015327495
250	ANDRES Michelle	Female	Madison, Elimination Race	10009445154
237	LIECHTI Jasmin	Female	Omnium, Madison, Elimination Race	10117937230
238	SEITZ Aline	Female	Omnium, Madison	10009548319
SUR - Suriname				
150	TJON EN FA Jair	Male	Sprint, Keirin	10117936018
331	DALGER Tachana	Female	Sprint, Keirin	10016292748
SVK - Slovakia				
44	ROVDER Pavol	Male	Omnium, Elimination Race	10046046890
239	BAČIKOVA Alžbeta	Female	Omnium, Elimination Race	10006065716
SWE - Sweden				
45	JOHANSSON Gustav	Male	Omnium	10015848972
THA - Thailand				
151	ANGSUTHASAWIT Jai	Male	Sprint, Keirin	10009009159
TIN - Team Inspired				
108	TRUMAN Joseph	Male	Sprint, Keirin	10017950943
240	ROBERTS Jessica	Female	Omnium	10015331438
TPE - Chinese Taipei				
152	KANG Shih Feng	Male	Sprint, Keirin	10010608447
241	HUANG Ting Ying	Female	Omnium	10005968009
TTO - Trinidad and Tobago				
153	BROWNE Kwesi	Male	Sprint, Keirin	10009010876
46	CAMPBELL Akil	Male	Omnium, Elimination Race	10009033714
154	PAUL Nicholas	Male	Sprint, Keirin	10010821241
TTT - Tashkent Track Team				
332	KARIMOVA Sofiya	Female	Madison	10064778196
242	MISYURINA Margarita	Female	Omnium, Madison, Elimination Race	10064777994
UAE - United Arab Emirates				
47	ALMANSOORI Ahmed	Male	Omnium, Elimination Race	10010992710
UKR - Ukraine				
333	BILETSKA Alla	Female	Team Sprint, Sprint, Keirin	10075826193
334	KELIUKH Karolina	Female	Team Sprint	10119435070
335	LOHVINIUK Oleksandra	Female	Team Sprint, Keirin	10034884921
336	STARIKOVA Olena	Female	Team Sprint, Sprint	10009233370

Entry List By NOC / Liste d'inscriptions par CNO

As of SUN 14 APR 2024

Race Number	Team Name	Gender	Event	UCI Rider ID
USA - United States of America				
155	DOMONOSKE David	Male	Team Pursuit	10131067794
156	JOHNSON Anders	Male	Team Pursuit	10010130218
48	KOONTZ Grant	Male	Team Pursuit, Omnium, Madison	10015021139
49	LANGE Colby	Male	Omnium, Madison, Elimination Race	10051468887
157	MOORE Viggo	Male	Team Pursuit	10096154767
337	CUMMINS Olivia	Female	Team Pursuit	10083967729
338	GULICK Colleen	Female	Team Pursuit, Madison	10004742876
339	HANKINS Kayla	Female	Sprint, Keirin	10064643309
340	INGRAM Bethany	Female	Team Pursuit	10108823169
341	MARQUARDT Mandy	Female	Sprint, Keirin	10006669439
243	VALENTE Jennifer	Female	Team Pursuit, Omnium, Madison, Elimination Race	10007895881
244	WILLIAMS Lily	Female	Team Pursuit, Omnium, Madison, Elimination Race	10045969492
UZB - Uzbekistan				
251	KOZIEVA Nafosat	Female	Madison, Elimination Race	10015504523
342	ZABELINSKAYA Olga	Female	Madison	10001441139
VEN - Venezuela				
50	MARTINEZ MOROS Clever Jose	Male	Omnium	10007257907

Competition Schedule / Programme des compétitions

FRI 12 APR 2024

Date	Session Time	Duration Time	Event
FRI 12 APR	10:00 / 14:48	88	Women's Team Pursuit Qualifying
		74	Men's Team Pursuit Qualifying
		31	Women's Team Sprint Qualifying
		41	Men's Team Sprint Qualifying
		28	Women's Team Pursuit First Round
		26	Men's Team Pursuit First Round
	18:00 / 21:07	30	Break / Opening Ceremony
		2	TV - Sport presentation
		13	Women's Team Sprint First Round
		20	Men's Elimination Race Final
		13	Men's Team Sprint First Round
		15	Women's Team Pursuit Finals
		6	Men's Elimination Race, Victory Ceremony
		8	Women's Team Sprint Finals
		8	Women's Team Pursuit, Victory Ceremony
		14	Men's Team Pursuit Finals
		8	Women's Team Sprint, Victory Ceremony
		8	Men's Team Pursuit, Victory Ceremony
		20	Women's Elimination Race Final
		8	Men's Team Sprint Finals
6	Women's Elimination Race, Victory Ceremony		
8	Men's Team Sprint, Victory Ceremony		

Note:
Schedule subject to change.

Competition Schedule / Programme des compétitions

SAT 13 APR 2024

Date	Session Time	Duration Time	Event
SAT 13 APR	10:00 / 14:48		45 Women's Sprint Qualifying
			25 Men's Omnium Qualifying Heat 1
			25 Men's Omnium Qualifying Heat 2
			38 Women's Sprint 1/16 Finals
			27 Men's Keirin First Round
			25 Women's Sprint 1/8 Finals
			20 Women's Madison Qualifying Heat 1
			16 Women's Sprint Quarterfinals - Race 1
			20 Women's Madison Qualifying Heat 2
			16 Women's Sprint Quarterfinals - Race 2
			27 Men's Keirin First Round Repechage
			4 Women's Sprint Quarterfinals - Decider
	18:00 / 21:27		2 TV - Sport presentation
			16 Men's Omnium Scratch Race 1¼
			8 Women's Sprint Semifinals - Race 1
			9 Men's Keirin Second Round
			8 Women's Sprint Semifinals - Race 2
			15 Men's Omnium Tempo Race 2¼
			4 Women's Sprint Semifinals - Decider
			39 Women's Madison Final
			8 Women's Sprint Finals - Race 1
			17 Men's Omnium Elimination Race 3¼
			8 Women's Sprint Finals - Race 2
			10 Men's Keirin Finals
			8 Women's Madison, Victory Ceremony
			4 Women's Sprint Finals - Decider
			33 Men's Omnium Points Race 4¼
			6 Men's Keirin, Victory Ceremony
			6 Women's Sprint, Victory Ceremony
			6 Men's Omnium, Victory Ceremony

Note:
Schedule subject to change.

Competition Schedule / Programme des compétitions

SUN 14 APR 2024

Date	Session Time	Duration Time	Event
SUN 14 APR	10:00 / 15:01		54 Men's Sprint Qualifying 17 Women's Omnium Qualifying Heat 1 17 Women's Omnium Qualifying Heat 2 38 Men's Sprint 1/16 Finals 27 Women's Keirin First Round 25 Men's Sprint 1/8 Finals 30 Men's Madison Qualifying Heat 1 16 Men's Sprint Quarterfinals - Race 1 30 Men's Madison Qualifying Heat 2 16 Men's Sprint Quarterfinals - Race 2 27 Women's Keirin First Round Repechage 4 Men's Sprint Quarterfinals - Decider
	16:00 / 19:43		2 TV - Sport presentation 15 Women's Omnium Scratch Race 1¼ 8 Men's Sprint Semifinals - Race 1 9 Women's Keirin Second Round 8 Men's Sprint Semifinals - Race 2 14 Women's Omnium Tempo Race 2¼ 4 Men's Sprint Semifinals - Decider 60 Men's Madison Final 8 Men's Sprint Finals - Race 1 17 Women's Omnium Elimination Race 3¼ 8 Men's Sprint Finals - Race 2 10 Women's Keirin Finals 8 Men's Madison, Victory Ceremony 4 Men's Sprint Finals - Decider 30 Women's Omnium Points Race 4¼ 6 Women's Keirin, Victory Ceremony 6 Men's Sprint, Victory Ceremony 6 Women's Omnium, Victory Ceremony

Note:
Schedule subject to change.

Commissaires decisions – Day 1.

No Decisions

On behalf of the Panel of Commissaires

TITLE PARTNER



PARTENAIRE TITRE

MAIN PARTNERS



PARTENAIRES PRINCIPAUX

OFFICIAL SUPPLIER



FOURNISSEUR OFFICIEL

INSTITUTIONAL PARTNERS



PARTENAIRES INSTITUTIONNELS

LOCAL ORGANIZER



ORGANISATEURS LOCAUX

Commissaires decisions – Day 2.

3.10.008.7.5

Being late to the start; Rider 331 Tachana DALGER UCI ID 10016292748 Suriname fined CHF100.

57 bikes were tested today for technological fraud.

On behalf of the Panel of Commissaires

TITLE PARTNER



PARTENAIRE TITRE

MAIN PARTNERS



PARTENAIRES PRINCIPAUX

OFFICIAL SUPPLIER



FOURNISSEUR OFFICIEL

INSTITUTIONAL PARTNERS



PARTENAIRES INSTITUTIONNELS

LOCAL ORGANIZER



ORGANISATEURS LOCAUX

Commissaires decisions – Day 3.

No Decisions.

34 bikes were tested today for technological fraud making a total of 229 over the competition.

On behalf of the Panel of Commissaires

TITLE PARTNER



PARTENAIRE TITRE

MAIN PARTNERS



PARTENAIRES PRINCIPAUX

OFFICIAL SUPPLIER



FOURNISSEUR OFFICIEL

INSTITUTIONAL PARTNERS



PARTENAIRES INSTITUTIONNELS

LOCAL ORGANIZER



ORGANISATEURS LOCAUX

Medallists by Events / Médaillé(e)s par épreuve

As of SUN 14 APR 2024 at 19:20

After 14 of 14 Events

Event	Date	Medal	Name	Team Code
Men's Team Sprint	FRI 12 APR	GOLD	HOOGLAND Jeffrey LAVREYSEN Harrie van den BERG Roy	NED
		SILVER	CARLIN Jack LOWE Ed TURNBULL Hamish	GBR
		BRONZE	DODYK Ryan HEDGCOCK James RORKE Tyler	CAN
Men's Sprint	SUN 14 APR	GOLD	LAVREYSEN Harrie	NED
		SILVER	TJON EN FA Jair	SUR
		BRONZE	PAUL Nicholas	TTO
Men's Keirin	SAT 13 APR	GOLD	LAVREYSEN Harrie	NED
		SILVER	HOOGLAND Jeffrey	NED
		BRONZE	CARLIN Jack	GBR
Men's Team Pursuit	FRI 12 APR	GOLD	BIGHAM Daniel HAYTER Ethan Edward VERNON Ethan WOOD Oliver TANFIELD Charlie (R)	GBR
		SILVER	BERNARD Thibaut DENS Tuur van GUCHT Yoran VANDENBRANDEN Noah de VYLDER Lindsay (R)	BEL
		BRONZE	BOUDAT Thomas DENIS Thomas ERMENAUULT Corentin TABELLION Valentin THOMAS Benjamin (R)	FRA
Men's Omnium	SAT 13 APR	GOLD	HAYTER Ethan Edward	GBR
		SILVER	KUBOKI Kazushige	JPN
		BRONZE	THOMAS Benjamin	FRA
Men's Madison	SUN 14 APR	GOLD	de VYLDER Lindsay GHYS Robbe	BEL
		SILVER	DORENBOS Yanne van SCHIP Jan Willem	NED
		BRONZE	ALVES OLIVEIRA I. LEITAO Iuri	POR
Men's Elimination Race	FRI 12 APR	GOLD	BIBIC Dylan	CAN
		SILVER	IMAMURA Shunsuke	JPN
		BRONZE	STEWART Mark	GBR

Medallists by Events / Médaillé(e)s par épreuve

As of SUN 14 APR 2024 at 19:20

After 14 of 14 Events

Event	Date	Medal	Name	Team Code
Women's Team Sprint	FRI 12 APR	GOLD	LAMBERINK Kyra van de WOUW Hetty van der PEET Steffie	NED
		SILVER	GAXIOLA GONZALEZ Luz Daniela SALAZAR VALLES Jessica VERDUGO OSUNA Yuli Paola	MEX
		BRONZE	KARWACKA Marlena LOS Urszula SIBIAK Nikola	POL
Women's Sprint	SAT 13 APR	GOLD	GROS Mathilde	FRA
		SILVER	ANDREWS Ellesse	NZL
		BRONZE	GAXIOLA GONZALEZ Luz Daniela	MEX
Women's Keirin	SUN 14 APR	GOLD	ANDREWS Ellesse	NZL
		SILVER	van der PEET Steffie	NED
		BRONZE	GENEST Lauriane	CAN
Women's Team Pursuit	FRI 12 APR	GOLD	ARCHIBALD Katie KNIGHT Josie MORRIS Anna ROBERTS Jessica BARKER Megan (R)	GBR
		SILVER	ALZINI Martina BALSAMO Elisa CONSONNI Chiara GUAZZINI Vittoria FIDANZA Martina (R)	ITA
		BRONZE	BORRAS Marion COPPONI Clara FORTIN Valentine le NET Marie	FRA
Women's Omnium	SUN 14 APR	GOLD	ARCHIBALD Katie	GBR
		SILVER	PATERNOSTER Letizia	ITA
		BRONZE	VALENTE Jennifer	USA
Women's Madison	SAT 13 APR	GOLD	ARCHIBALD Katie EVANS Neah	GBR
		SILVER	BORRAS Marion FORTIN Valentine	FRA
		BRONZE	VALENTE Jennifer WILLIAMS Lily	USA
Women's Elimination Race	FRI 12 APR	GOLD	VALENTE Jennifer	USA
		SILVER	PATERNOSTER Letizia	ITA
		BRONZE	STENBERG Anita Yvonne	NOR

Medallists by Events / Médaillé(e)s par épreuve

As of SUN 14 APR 2024 at 19:20

After 14 of 14 Events

Event	Date	Medal	Name	Team Code
-------	------	-------	------	-----------

Note:
All riders who competed for a team in any phase are listed, the ones listed in the first group competed in the Final.

LEGEND

R Replaced

Medal Standings / Tableau des médailles

As of SUN 14 APR 2024 at 19:20

After 14 of 14 Events

Rank	Team	Men				Women				Total				Rank by Total
		G	S	B	Tot.	G	S	B	Tot.	G	S	B	Tot.	
1	GBR - Great Britain	2	1	2	5	3			3	5	1	2	8	1
2	NED - Netherlands	3	2		5	1	1		2	4	3		7	2
3	FRA - France			2	2	1	1	1	3	1	1	3	5	3
4	BEL - Belgium	1	1		2					1	1		2	=7
4	NZL - New Zealand					1	1		2	1	1		2	=7
6	CAN - Canada	1		1	2			1	1	1		2	3	=4
6	USA - United States					1		2	3	1		2	3	=4
8	ITA - Italy						3		3		3		3	=4
9	JPN - Japan		2		2						2		2	=7
10	MEX - Mexico						1	1	2		1	1	2	=7
11	SUR - Suriname		1		1						1		1	=11
12	NOR - Norway							1	1			1	1	=11
12	POL - Poland							1	1			1	1	=11
12	POR - Portugal			1	1							1	1	=11
12	TTO - Trinidad and Tobago			1	1							1	1	=11
	Total:	7	7	7	21	7	7	7	21	14	14	14	42	

Note:
Rank by Total is calculated by the total number of gold, silver and bronze medals.

LEGEND
= Equal sign indicates that two or more Teams share the same rank by total **B** Bronze **G** Gold **S** Silver
Tot. Total

Nations Cup Standings / Classement coupe des nations par équipes

As of MON 15 APR 2024

Event No 1	Adelaide (AUS)	2 - 4 February 2024
Event No 2	Hong Kong,China (HKG)	15 - 17 March 2024
Event No 3	Milton (CAN)	12 - 14 April 2024

Rank	Name	Team Code	Event No 1	Event No 2	Event No 3	Total Points
1	Great Britain	GBR	13009.0	6682.0	10081.0	29772.0
2	Japan	JPN	8416.0	10297.0	5152.0	23865.0
3	Germany	GER	7489.0	7990.0	6340.0	21819.0
4	New Zealand	NZL	9882.0	9622.0	1520.0	21024.0
5	Italy	ITA	6256.0	6034.0	8374.0	20664.0
6	France	FRA	2288.0	6669.0	11180.0	20137.0
7	Australia	AUS	11656.0	8424.0		20080.0
8	Canada	CAN	8308.0	208.0	11076.0	19592.0
9	Netherlands	NED		5889.0	11056.0	16945.0
10	China	CHN	5700.0	6684.0	3227.0	15611.0
11	Poland	POL	4877.0	840.0	7991.0	13708.0
12	United States	USA	5482.0	1867.0	6306.0	13655.0
13	Belgium	BEL	4690.0	3176.0	5521.0	13387.0
14	Mexico	MEX	2322.0	4484.0	5094.0	11900.0
15	Czechia	CZE	3883.0	4244.0	3631.0	11758.0
16	Team Rakuten K Dreams	RKD	4048.0	5640.0	1712.0	11400.0
17	Spain	ESP	1706.0	3473.0	4257.0	9436.0
18	Switzerland	SUI	2624.0	3904.0	2336.0	8864.0
19	Hong Kong, China	HKG	2688.0	1988.0	2769.0	7445.0
20	Portugal	POR	1800.0	2904.0	2472.0	7176.0
21	Colombia	COL	1273.0	737.0	5075.0	7085.0
22	Denmark	DEN		4569.0	2480.0	7049.0
23	Team Inspired	TIN	4777.0	1450.0	744.0	6971.0
24	Ireland	IRL	2288.0	3600.0		5888.0
25	Team Bridgestone Cycling	BGT	1400.0	1848.0	1920.0	5168.0
26	Austria	AUT	1800.0	1384.0	922.0	4106.0
27	Lithuania	LTU	1777.0	1723.0	481.0	3981.0
28	Trinidad and Tobago	TTO		1706.0	2096.0	3802.0
29	Ukraine	UKR		2347.0	1432.0	3779.0
30	Malaysia	MAS	2344.0	308.0	722.0	3374.0
31	Uzbekistan	UZB	984.0	1440.0	720.0	3144.0
32	Indonesia	INA	952.0	656.0	1528.0	3136.0
33	Norway	NOR	488.0	1160.0	944.0	2592.0
34	Israel	ISR	401.0	833.0	1120.0	2354.0
35	Kazakhstan	KAZ	994.0	860.0	180.0	2034.0
36	Chaney Windows And Doors	CWD	1064.0	160.0	792.0	2016.0
37	Tashkent City Track Team	TTT	640.0	936.0	322.0	1898.0
38	Suriname	SUR		922.0	882.0	1804.0
39	Neutral Athletes	AIN		1603.0		1603.0
40	Egypt	EGY	3.0	637.0	845.0	1485.0
41	Slovakia	SVK	754.0	209.0	434.0	1397.0
42	National Cycling Institute Milton	NCI	728.0		634.0	1362.0
43	Chinese Taipei	TPE	570.0	427.0	289.0	1286.0
44	India	IND	257.0	687.0	113.0	1057.0
45	Hungary	HUN	145.0	355.0	409.0	909.0
46	Thailand	THA	97.0	328.0	401.0	826.0
47	Alltricks.Com - Sprinteur Club Féminin	SCF		640.0		640.0

Nations Cup Standings / Classement coupe des nations par équipes

As of SUN 14 APR 2024

Rank	Name	Team Code	Event No 1	Event No 2	Event No 3	Total Points
48	Alltricks.Com - Sprinteur Club Féminin	SCF		640.0		640.0
49	South Africa	RSA	1.0	179.0	378.0	558.0
50	Latvia	LAT	329.0	97.0		426.0
51	Barbados	BAR	1.0	1.0	424.0	426.0
52	United Arab Emirates	UAE	96.0	1.0	312.0	409.0
53	Venezuela	VEN	160.0	1.0	232.0	393.0
54	Republic of Korea	KOR	195.0	163.0		358.0
55	Creteil Kronos	USC	226.0	131.0		357.0
56	Romania	ROU	1.0	128.0	112.0	241.0
57	Sweden	SWE	80.0	1.0	144.0	225.0
58	Greece	GRE	208.0			208.0
59	Peru	PER		128.0		128.0
60	Lao PDR	LAO			113.0	113.0
61	Paraguay	PAR			2.0	2.0
62	Jamaica	JAM		1.0	1.0	2.0
63	Team Azizul	AZA	1.0			1.0

Number of Entries by Team / Nombre d'inscriptions par équipes

As of SUN 14 APR 2024

Team	Men								Women								Total Riders
	Team Sprint	Sprint	Keirin	Team Pursuit	Omnium	Madison	Elimination Race	Riders	Team Sprint	Sprint	Keirin	Team Pursuit	Omnium	Madison	Elimination Race	Riders	
ALG					1	2	1	2									2
AUT					1	2	1	3									3
BAR													1		1		1
BEL		1	1	5	1	2		7	3	2	2		1	2	1		5
BGT					1	2	1	2									2
CAN	3	2	2	9	1	2	1	14	4	2	2	8	1	2	1		12
CHN	4			4	1			8		1	1	8	1	2			11
COL	3	2	2		1	2	1	4	3	2	2		1	2			5
CWD					1	2	1	2									2
CZE	3	2	2		1	2	1	6		1	1		1	2	1		3
DEN						2		2					1	2			2
EGY					1	2	1	2		1	1		1		1		2
ESP	3	2	1	4	1	2	1	8		1	1	4	1	2	1		6
FRA	3	2	2	5	1	2		8	3	2	2	4	1	2			7
GBR	3	2	2	5	1	2	1	9				5	1	2			6
GER	3	2	2		1	2	1	5	3	2	2	5	1	2	1		9
HKG	3	2	2		1	2	1	5	3	2	2		1	2	1		6
HUN		1	1		1			2									2
INA				4	1	2	1	4									4
IND					1		1	1									1
ISR		1	1					1									1
ITA	3	2	2	4	1	2	1	9		1	1	5	1	2	1		7
JAM											1						1
JPN				4	1	2	1	4				4	1	2	1		4
KAZ		2	2		1			3									3
LAO													1		1		1
LTU		1	1					1									1
MAS		1	1					1		1	1						2
MEX	3	1	1		1	2	1	6	3	2	2	4	1	2	1		7
NCI		2	1					2		2	1						2
NED	3	2	2		1	2	1	5	3	2	2		1	2	1		5
NOR													1		1		1
NZL										1	1						1
PAR		1	1					1									1
POL	4	2	2	4	1	2	1	8	3	2	2	4	1	2	1		8
POR					1	2		2					1		1		2
RKD													1	2	1		2
ROU					1			1									1
RSA		1	1					1					1		1		2
SUI					1	2		3					1	2	1		3
SUR		1	1					1		1	1						1
SVK					1		1	1					1		1		2
SWE					1			1									1
THA		1	1					1									1
TIN		1	1					1					1				2
TPE		1	1					1					1				2
TTO		2	2		1		1	3									3
TTT													1	2	1		2
UAE					1		1	1									1
UKR									3	2	2						4
USA				4	1	2		5		2	1	4	1	2	1		6

Number of Entries by Team / Nombre d'inscriptions par équipes
As of SUN 14 APR 2024

Team	Men								Women								Total Riders
	Team Sprint	Sprint	Keirin	Team Pursuit	Omnium	Madison	Elimination Race	Riders	Team Sprint	Sprint	Keirin	Team Pursuit	Omnium	Madison	Elimination Race	Riders	
UZB														2	1	2	2
VEN					1			1									1
Total	41	40	38	52	33	48	22	158	31	32	31	55	29	42	23	139	297

Event	Epreuves	Description	Description	Report	Rapport	No.
GENERAL COMMUNIQUE'S	COMMUNIQUE'S GENERAUX					
College of Commissaires	Collège des Commissaires	UCI Technical Officials	Officiels Techniques de l'UCI	Information	Information	1
College of Commissaires	Collège des Commissaires	General Information	Informations Générales	Information	Information	2
College of Commissaires	Collège des Commissaires	Technical Information	Informations Techniques	Information	Information	3
College of Commissaires	Collège des Commissaires	Doping Control	Contrôle Anti-dopage	Information	Information	4
College of Commissaires	Collège des Commissaires	List of Entered Teams	Liste des Equipes Engagées	Information	Information	5
College of Commissaires	Collège des Commissaires	Official Training Sessions	Sessions d'entraînement officiel	Information	Information	6A
College of Commissaires	Collège des Commissaires	In-competition training and Warm Up Sessions	Sessions d'entraînement et d'échauffement en compétition	Information	Information	6B
College of Commissaires	Collège des Commissaires	Entry List by Team - Men	Liste des Inscrits par Equipes - Hommes	Information	Information	7
College of Commissaires	Collège des Commissaires	Entry List by Team - Women	Liste des Inscrits par Equipes - Femmes	Information	Information	8
College of Commissaires	Collège des Commissaires	Competition Schedule Day 1	Programme des Compétitions Jour 1	Schedule	Programme	9
College of Commissaires	Collège des Commissaires	Competition Schedule Day 2	Programme des Compétitions Jour 2	Schedule	Programme	10
College of Commissaires	Collège des Commissaires	Competition Schedule Day 3	Programme des Compétitions Jour 3	Schedule	Programme	11
College of Commissaires	Collège des Commissaires	Decisions Day 1	Décisions Jour 1	Information	Information	12
College of Commissaires	Collège des Commissaires	Decisions Day 2	Décisions Jour 2	Information	Information	13
College of Commissaires	Collège des Commissaires	Decisions Day 3	Décisions Jour 3	Information	Information	14
						15
						16
						17
						18
						19
Day 1	Jour 1	Medallists by Event	Médaillés par Epreuve	Standing	Classement	162
Day 1	Jour 1	Medal Standings	Classement des Médailles	Standing	Classement	163
Day 2	Jour 2	Medallists by Event	Médaillés par Epreuve	Standing	Classement	164
Day 2	Jour 2	Medal Standings	Classement des Médailles	Standing	Classement	165
Day 3	Jour 3	Medallists by Event	Médaillés par Epreuve	Standing	Classement	166
Day 3	Jour 3	Medal Standings	Classement des Médailles	Standing	Classement	167
Final	Final	Team Nations Cup Standings	Classements Coupe des Nations par équipes	Standing	Classement	168
Final	Final	Number of Entries by Team	Nombre d'Inscrits par Equipes	Standing	Classement	169
College of Commissaires	Collège des Commissaires	Index	Table des matières	Information	Information	170
MEN	HOMMES					
M - TEAM SPRINT	H - VITESSE PAR EQUIPES					
Team Sprint	Vitesse par équipes	Qualifying	Qualifications	Start List	Liste de départ	20
Team Sprint	Vitesse par équipes	Qualifying	Qualifications	Results	Résultats	21
Team Sprint	Vitesse par équipes	First round	1 ^{er} Tour de compétition	Start List	Liste de départ	22
Team Sprint	Vitesse par équipes	First round	1 ^{er} Tour de compétition	Results	Résultats	23
Team Sprint	Vitesse par équipes	Finals 3-4 & 1-2	Finales 3-4 & 1-2	Start List	Liste de départ	24
Team Sprint	Vitesse par équipes	Finals 3-4 & 1-2	Finales 3-4 & 1-2	Results	Résultats	25
Team Sprint	Vitesse par équipes	Nations Cup Standings	Classement Coupe des Nations	Standing	Classement	26
M - SPRINT	H - VITESSE					
Sprint 200m t.t.	Vitesse 200m c.l.m.	Qualifying	Qualifications	Start List	Liste de départ	27
Sprint 200m t.t.	Vitesse 200m c.l.m.	Qualifying	Qualifications	Results	Résultats	28
Sprint	Vitesse	1/16 Final	1/16 Finale	Start List	Liste de départ	29
Sprint	Vitesse	1/16 Final	1/16 Finale	Results	Résultats	30
Sprint	Vitesse	1/8 Final	1/8 Finale	Start List	Liste de départ	31
Sprint	Vitesse	1/8 Final	1/8 Finale	Results	Résultats	32
Sprint	Vitesse	1/4 Final	1/4 Finale	Start List	Liste de départ	33
Sprint	Vitesse	1/4 Final	1/4 Finale	Results	Résultats	34
Sprint	Vitesse	1/2 Final	1/2 Finale	Start List	Liste de départ	35
Sprint	Vitesse	1/2 Final	1/2 Finale	Results	Résultats	36
Sprint	Vitesse	Finals 3-4 & 1-2	Finales 3-4 & 1-2	Start List	Liste de départ	37
Sprint	Vitesse	Finals 3-4 & 1-2	Finales 3-4 & 1-2	Results	Résultats	38
Sprint	Vitesse	Summary	Résumé	Results	Résultats	39
Sprint	Vitesse	Nations Cup Standings	Classement Coupe des Nations	Results	Classement	40
M - KEIRIN	H - KEIRIN					
Keirin	Keirin	1st round	1er tour de compétition	Start List	Liste de départ	41
Keirin	Keirin	1st round	1er tour de compétition	Results	Résultats	42
Keirin	Keirin	Repechages	Repêchages	Start List	Liste de départ	43
Keirin	Keirin	Repechages	Repêchages	Results	Résultats	44
Keirin	Keirin	2nd round	2e tour de compétition	Start List	Liste de départ	45
Keirin	Keirin	2nd round	2e tour de compétition	Results	Résultats	46
Keirin	Keirin	3rd round	3e tour de compétition	Start List	Liste de départ	47
Keirin	Keirin	3rd round	3e tour de compétition	Results	Résultats	48
Keirin	Keirin	Finals places 7-12 & 1-6	Finales places 7-12 & 1-6	Start List	Liste de départ	49
Keirin	Keirin	Finals places 7-12 & 1-6	Finales places 7-12 & 1-6	Results	Résultats	50
Keirin	Keirin	Nations Cup Standings	Classement Coupe des Nations	Standing	Classement	51
M - TEAM PURSUIT	H - POURSUITE PAR EQUIPES					
Team pursuit	Poursuite par équipes	Qualifying	Qualifications	Start List	Liste de départ	52
Team pursuit	Poursuite par équipes	Qualifying	Qualifications	Results	Résultats	53
Team pursuit	Poursuite par équipes	First round	1 ^{er} Tour de compétition	Start List	Liste de départ	54

Team pursuit	<i>Poursuite par équipes</i>	First round	<i>1^{er} Tour de compétition</i>	Results	<i>Résultats</i>	55
Team pursuit	<i>Poursuite par équipes</i>	Finals	<i>Finales</i>	Start List	<i>Liste de départ</i>	56
Team pursuit	<i>Poursuite par équipes</i>	Finals	<i>Finales</i>	Results	<i>Résultats</i>	57
Team pursuit	<i>Poursuite par équipes</i>	Nations Cup Standings	<i>Classement Coupe des Nations</i>	Standing	<i>Classement</i>	58
M - OMNIUM	H - OMNIUM					
Omnium Q.	<i>Omnium</i>	Qualifying 15 km Points Race 1	<i>Qualifications Manche 1</i>	Start List	<i>Liste de départ</i>	59
Omnium Q.	<i>Omnium</i>	Qualifying 15 km Points Race 1	<i>Qualifications Manche 1</i>	Results	<i>Résultats</i>	60
Omnium Q.	<i>Omnium</i>	Qualifying 15 km Points Race 2	<i>Qualifications Manche 2</i>	Start List	<i>Liste de départ</i>	61
Omnium Q.	<i>Omnium</i>	Qualifying 15 km Points Race 2	<i>Qualifications Manche 2</i>	Results	<i>Résultats</i>	62
Omnium I	<i>Omnium I</i>	Scratch 10 km	<i>Scratch 10 km</i>	Start List	<i>Liste de départ</i>	63
Omnium I	<i>Omnium I</i>	Scratch 10 km	<i>Scratch 10 km</i>	Results	<i>Résultats</i>	64
Omnium	<i>Omnium</i>	Gen. Class. after event 1	<i>Class. Gén. après épreuve 1</i>	Results	<i>Résultats</i>	65
Omnium II	<i>Omnium II</i>	Tempo Race 10 km	<i>Course Tempo 10 km</i>	Start List	<i>Liste de départ</i>	66
Omnium II	<i>Omnium II</i>	Tempo Race 10 km	<i>Course Tempo 10 km</i>	Results	<i>Résultats</i>	67
Omnium	<i>Omnium</i>	Gen. Class. after event 2	<i>Class. Gén. après épreuve 2</i>	Results	<i>Résultats</i>	68
Omnium III	<i>Omnium III</i>	Elimination	<i>Élimination</i>	Start List	<i>Liste de départ</i>	69
Omnium III	<i>Omnium III</i>	Elimination	<i>Élimination</i>	Results	<i>Résultats</i>	70
Omnium	<i>Omnium</i>	Gen. Class. after event 3	<i>Class. Gén. après épreuve 3</i>	Results	<i>Résultats</i>	71
Omnium IV	<i>Omnium IV</i>	Points Race 25 km	<i>Course aux Points 25 km</i>	Start List	<i>Liste de départ</i>	72
Omnium	<i>Omnium</i>	Results Progression	<i>Progression des résultats</i>	Results	<i>Résultats</i>	73
Omnium	<i>Omnium</i>	Final Classification	<i>Classement final</i>	Results	<i>Résultats</i>	74
Omnium	<i>Omnium</i>	Nations Cup Standings	<i>Classement Coupe des Nations</i>	Standing	<i>Classement</i>	75
M - MADISON	H - MADISON					
Madison 25 km	<i>Madison 25 km</i>	Qualifying Heat 1	<i>Qualifications Manche 1</i>	Start List	<i>Liste de départ</i>	76
Madison 25 km	<i>Madison 25 km</i>	Qualifying Heat 1	<i>Qualifications Manche 1</i>	Results	<i>Résultats</i>	77
Madison 25 km	<i>Madison 25 km</i>	Qualifying Heat 2	<i>Qualifications Manche 2</i>	Start List	<i>Liste de départ</i>	78
Madison 25 km	<i>Madison 25 km</i>	Qualifying Heat 2	<i>Qualifications Manche 2</i>	Results	<i>Résultats</i>	79
Madison 50 km	<i>Madison 50 km</i>	Final	<i>Finale</i>	Start List	<i>Liste de départ</i>	80
Madison 50 km	<i>Madison 50 km</i>	Final	<i>Finale</i>	Results	<i>Résultats</i>	81
Madison	<i>Madison</i>	Nations Cup Standings	<i>Classement Coupe des Nations</i>	Standing	<i>Classement</i>	82
M - ELIMINATION RACE	H - COURSE A L'ELIMINATION					
Elimination Race	<i>Course à l'élimination</i>	Qualifying Heat 1	<i>Qualifications Manche 1</i>	Start List	<i>Liste de départ</i>	83
Elimination Race	<i>Course à l'élimination</i>	Qualifying Heat 1	<i>Qualifications Manche 1</i>	Results	<i>Résultats</i>	84
Elimination Race	<i>Course à l'élimination</i>	Qualifying Heat 2	<i>Qualifications Manche 2</i>	Start List	<i>Liste de départ</i>	85
Elimination Race	<i>Course à l'élimination</i>	Qualifying Heat 2	<i>Qualifications Manche 2</i>	Results	<i>Résultats</i>	86
Elimination Race	<i>Course à l'élimination</i>	Final	<i>Finale</i>	Start List	<i>Liste de départ</i>	87
Elimination Race	<i>Course à l'élimination</i>	Final	<i>Finale</i>	Results	<i>Résultats</i>	88
Elimination Race	<i>Course à l'élimination</i>	Nations Cup Standings	<i>Classement Coupe des Nations</i>	Standing	<i>Classement</i>	89
WOMEN	FEMMES					
W - TEAM SPRINT	F - VITESSE PAR EQUIPES					
Team Sprint	<i>Vitesse par équipes</i>	Qualifying	<i>Qualifications</i>	Start List	<i>Liste de départ</i>	90
Team Sprint	<i>Vitesse par équipes</i>	Qualifying	<i>Qualifications</i>	Results	<i>Résultats</i>	91
Team Sprint	<i>Vitesse par équipes</i>	First round	<i>1^{er} Tour de compétition</i>	Start List	<i>Liste de départ</i>	92
Team Sprint	<i>Vitesse par équipes</i>	First round	<i>1^{er} Tour de compétition</i>	Results	<i>Résultats</i>	93
Team Sprint	<i>Vitesse par équipes</i>	Finals 3-4 & 1-2	<i>Finales 3-4 & 1-2</i>	Start List	<i>Liste de départ</i>	94
Team Sprint	<i>Vitesse par équipes</i>	Finals 3-4 & 1-2	<i>Finales 3-4 & 1-2</i>	Results	<i>Résultats</i>	95
Team Sprint	<i>Vitesse par équipes</i>	Nations Cup Standings	<i>Classement Coupe des Nations</i>	Standing	<i>Classement</i>	96
W - SPRINT	F - VITESSE					
Sprint 200m t.t.	<i>Vitesse 200m c.l.m.</i>	Qualifying	<i>Qualifications</i>	Start List	<i>Liste de départ</i>	97
Sprint 200m t.t.	<i>Vitesse 200m c.l.m.</i>	Qualifying	<i>Qualifications</i>	Results	<i>Résultats</i>	98
Sprint	<i>Vitesse</i>	1/16 Final	<i>1/16 Finale</i>	Start List	<i>Liste de départ</i>	99
Sprint	<i>Vitesse</i>	1/16 Final	<i>1/16 Finale</i>	Results	<i>Résultats</i>	100
Sprint	<i>Vitesse</i>	1/8 Final	<i>1/8 Finale</i>	Start List	<i>Liste de départ</i>	101
Sprint	<i>Vitesse</i>	1/8 Final	<i>1/8 Finale</i>	Results	<i>Résultats</i>	102
Sprint	<i>Vitesse</i>	1/4 Final	<i>1/4 Finale</i>	Start List	<i>Liste de départ</i>	103
Sprint	<i>Vitesse</i>	1/4 Final	<i>1/4 Finale</i>	Results	<i>Résultats</i>	104
Sprint	<i>Vitesse</i>	1/2 Final	<i>1/2 Finale</i>	Start List	<i>Liste de départ</i>	105
Sprint	<i>Vitesse</i>	1/2 Final	<i>1/2 Finale</i>	Results	<i>Résultats</i>	106
Sprint	<i>Vitesse</i>	Finals 3-4 & 1-2	<i>Finales 3-4 & 1-2</i>	Start List	<i>Liste de départ</i>	107
Sprint	<i>Vitesse</i>	Finals 3-4 & 1-2	<i>Finales 3-4 & 1-2</i>	Results	<i>Résultats</i>	108
Sprint	<i>Vitesse</i>	Summary	<i>Résumé</i>	Results	<i>Résultats</i>	109
Sprint	<i>Vitesse</i>	Nations Cup Standings	<i>Classement Coupe des Nations</i>	Standing	<i>Classement</i>	110
W - KEIRIN	F - KEIRIN					
Keirin	<i>Keirin</i>	1st round	<i>1er tour de compétition</i>	Start List	<i>Liste de départ</i>	111
Keirin	<i>Keirin</i>	1st round	<i>1er tour de compétition</i>	Results	<i>Résultats</i>	112
Keirin	<i>Keirin</i>	1st round Repechages	<i>Repêchages 1er tour</i>	Start List	<i>Liste de départ</i>	113
Keirin	<i>Keirin</i>	1st round Repechages	<i>Repêchages 1er tour</i>	Results	<i>Résultats</i>	114
Keirin	<i>Keirin</i>	2nd round	<i>2e tour de compétition</i>	Start List	<i>Liste de départ</i>	115
Keirin	<i>Keirin</i>	2nd round	<i>2e tour de compétition</i>	Results	<i>Résultats</i>	116
		2nd round - Repechages	<i>Repêchages 2e tour</i>	Start List	<i>Liste de départ</i>	117
		2nd round - Repechages	<i>Repêchages 2e tour</i>	Results	<i>Résultats</i>	118

Keirin	Keirin	3rd round	3e tour de compétition	Start List	Liste de départ	119
Keirin	Keirin	3rd round	3e tour de compétition	Results	Résultats	120
Keirin	Keirin	Finals places 7-12 & 1-6	Finales places 7-12 & 1-6	Start List	Liste de départ	121
Keirin	Keirin	Finals places 7-12 & 1-6	Finales places 7-12 & 1-6	Results	Résultats	122
Keirin	Keirin	Nations Cup Standings	Classement Coupe des Nations	Standing	Classement	123
W - TEAM PURSUIT	F - POURSUITE PAR EQUIPES					
Team pursuit	Poursuite par équipes	Qualifying	Qualifications	Start List	Liste de départ	124
Team pursuit	Poursuite par équipes	Qualifying	Qualifications	Results	Résultats	125
Team pursuit	Poursuite par équipes	First round	1 ^{er} Tour de compétition	Start List	Liste de départ	126
Team pursuit	Poursuite par équipes	First round	1 ^{er} Tour de compétition	Results	Résultats	127
Team pursuit	Poursuite par équipes	Finals	Finales	Start List	Liste de départ	128
Team pursuit	Poursuite par équipes	Finals	Finales	Results	Résultats	129
Team pursuit	Poursuite par équipes	Nations Cup Standings	Classement Coupe des Nations	Standing	Classement	130
W - OMNIUM	F - OMNIUM					
Omnium Q.	Omnium	Qualifying 10 km Points Race 1	Qualifications Manche 1	Start List	Liste de départ	131
Omnium Q.	Omnium	Qualifying 10 km Points Race 1	Qualifications Manche 1	Results	Résultats	132
Omnium Q.	Omnium	Qualifying 10 km Points Race 2	Qualifications Manche 2	Start List	Liste de départ	133
Omnium Q.	Omnium	Qualifying 10 km Points Race 2	Qualifications Manche 2	Results	Résultats	134
Omnium I	Omnium I	Scratch 7.5 km	Scratch 7.5 km	Start List	Liste de départ	135
Omnium I	Omnium I	Scratch 7.5 km	Scratch 7.5 km	Results	Résultats	136
Omnium	Omnium	Gen. Class. after event 1	Class. Gén. après épreuve 1	Results	Résultats	137
Omnium II	Omnium II	Tempo Race 7.5 km	Course Tempo 7.5 km	Start List	Liste de départ	138
Omnium II	Omnium II	Tempo Race 7.5 km	Course Tempo 7.5 km	Results	Résultats	139
Omnium	Omnium	Gen. Class. after event 2	Class. Gén. après épreuve 2	Results	Résultats	140
Omnium III	Omnium III	Elimination	Elimination	Start List	Liste de départ	141
Omnium III	Omnium III	Elimination	Elimination	Results	Résultats	142
Omnium	Omnium	Gen. Class. after event 3	Class. Gén. après épreuve 3	Results	Résultats	143
Omnium IV	Omnium IV	Points Race 20 km	Course aux Points 20 km	Start List	Liste de départ	144
Omnium	Omnium	Results Progression	Progression des résultats	Results	Résultats	145
Omnium	Omnium	Final Classification	Classement final	Results	Résultats	146
Omnium	Omnium	Nations Cup Standings	Classement Coupe des Nations	Standing	Classement	147
W - MADISON	F - MADISON					
Madison 15 km	Madison 15 km	Qualifying Heat 1	Qualifications Manche 1	Start List	Liste de départ	148
Madison 15 km	Madison 15 km	Qualifying Heat 1	Qualifications Manche 1	Results	Résultats	149
Madison 15 km	Madison 15 km	Qualifying Heat 2	Qualifications Manche 2	Start List	Liste de départ	150
Madison 15 km	Madison 15 km	Qualifying Heat 2	Qualifications Manche 2	Results	Résultats	151
Madison 30 km	Madison 30 km	Final	Finale	Start List	Liste de départ	152
Madison 30 km	Madison 30 km	Final	Finale	Results	Résultats	153
Madison	Madison	Nations Cup Standings	Classement Coupe des Nations	Standing	Classement	154
M - ELIMINATION RACE	H - COURSE A L'ELIMINATION					
Elimination Race	Course à l'élimination	Qualifying Heat 1	Qualifications Manche 1	Start List	Liste de départ	155
Elimination Race	Course à l'élimination	Qualifying Heat 1	Qualifications Manche 1	Results	Résultats	156
Elimination Race	Course à l'élimination	Qualifying Heat 2	Qualifications Manche 2	Start List	Liste de départ	157
Elimination Race	Course à l'élimination	Qualifying Heat 2	Qualifications Manche 2	Results	Résultats	158
Elimination Race	Course à l'élimination	Final	Finale	Start List	Liste de départ	159
Elimination Race	Course à l'élimination	Final	Finale	Results	Résultats	160
Elimination Race	Course à l'élimination	Nations Cup Standings	Classement Coupe des Nations	Standing	Classement	161

Men's Team Sprint / Vitesse par équipe hommes

Nations Cup Standings / Classement coupe des nations

As of FRI 12 APR 2024

Event No 1	Adelaide (AUS)	2 - 4 February 2024
Event No 2	Hong Kong,China (HKG)	15 - 17 March 2024
Event No 3	Milton (CAN)	12 - 14 April 2024

Rank	Name	Team Code	Event No 1	Event No 2	Event No 3	Total Points
1	Great Britain	GBR	960.0	840.0	1080.0	2880.0
2	China A	CHN	900.0	960.0	720.0	2580.0
3	Australia	AUS	1200.0	1200.0		2400.0
4	Germany	GER	840.0	780.0	600.0	2220.0
5	Japan	JPN	1080.0	1080.0		2160.0
6	Italy	ITA	660.0	600.0	900.0	2160.0
7	Czechia	CZE	720.0	720.0	660.0	2100.0
8	Netherlands	NED		660.0	1200.0	1860.0
9	France	FRA		900.0	840.0	1740.0
10	Canada	CAN	600.0		960.0	1560.0
11	Poland	POL	780.0		780.0	1560.0
12	Mexico	MEX	492.0	492.0	420.0	1404.0
13	Hong Kong, China	HKG	540.0		456.0	996.0
14	Colombia	COL			540.0	540.0
15	India	IND		540.0		540.0
16	Spain	ESP			492.0	492.0
17	Ukraine	UKR		456.0		456.0

Men's Team Sprint / Vitesse par équipe hommes

Final Classification / Classement final

Fri 12 Apr 2024 - Race distance: 3 laps

World Record	41.225 NED - Netherlands	Berlin (GER)	26 FEB 2020
---------------------	--------------------------	--------------	-------------

Rank	Team / Name	Lap 1	Lap 2 Lap 1-2	Time Lap 2-3	Average Speed km/h
For Gold					
GOLD	1 NED - Netherlands	17.311	29.448	41.860	64.501
	137 HOOGLAND Jeffrey		12.137	12.412	
	138 LAVREYSEN Harrie				
	139 van den BERG Roy				
SILVER	2 GBR - Great Britain	17.497	29.966	42.712	63.214
	105 CARLIN Jack		12.469	12.746	
	106 LOWE Ed				
	109 TURNBULL Hamish				
For Bronze					
BRONZE	3 CAN - Canada	17.693	30.654	43.411	62.196
	66 DODYK Ryan		12.961	12.757	
	70 HEDGCOCK James				
	74 RORKE Tyler				
	4 ITA - Italy	17.713	30.341	43.513	62.050
	122 BIANCHI Matteo		12.628	13.172	
	125 MINUTA Stefano				
	128 PREDOMO Mattia				
Placed after First Round					
5	FRA - France				
	100 HELAL Rayan				
	101 LANDERNEAU Melvin				
	103 VIGIER Sebastien				
6	POL - Poland				
	142 BIELECKI Maciej				
	144 ROCHNA Daniel				
	145 RUDYK Mateusz				
	146 SARNECKI Rafal	(R)			
7	CHN - China				
	78 GUO Shuai				
	80 LI Zhiwei				
	84 ZHOU Yu				
	79 JIN Zhiheng	(R)			
8	CZE - Czechia				
	87 BOHUSLAVEK Matěj				
	88 ČECHMAN Martin				
	89 TOPINKA Dominik				
Did not qualify for First Round					
9	GER - Germany				
	112 BOTTICHER Stefan				
	113 FLEMMING Pete Collin				
	114 HACKMANN Henric				

Men's Team Sprint / Vitesse par équipe hommes

Final Classification / Classement final

Fri 12 Apr 2024 - Race distance: 3 laps

Rank	Team / Name	Lap 1	Lap 2 Lap 1-2	Time Lap 2-3	Average Speed km/h
10	COL - Colombia				
	52 PARRA ARIAS Jordan Arley				
	85 QUINTERO CHAVARRO Kevin Santiago				
	86 RAMIREZ MORALES Santiago				
11	ESP - Spain				
	94 JIMENEZ ELIZONDO Ekain				
	95 MORENO SANCHEZ Jose				
	97 SANCHEZ GARMENDIA Esteban				
12	HKG - Hong Kong, China				
	115 MOK Tsz Chun				
	116 TO Cheuk Hei				
	117 YUNG Tsun Ho				
13	MEX - Mexico				
	133 GARCIA REYES Jesus Daniel				
	134 LOPEZ GONZAGA Jafet Emmanuel				
	136 VERDUGO OSUNA Edgar Ismael				

Communiqué approved by the Secretary of the Commissaires Panel:

Note:
Riders are presented in their starting order.

LEGEND

R Replaced

12-14 April 2024

Men's Team Sprint / Vitesse par équipe hommes
Finals / Finales
Race Analysis / Analyse de la course

For Gold

Distance	NED - Netherlands			Lap	Distance	GBR - Great Britain		
	Time	Rank	Lap Time			Time	Rank	Lap Time
125m	10.580	1			125m	10.624	2	
250m	17.311	1	17.311	1	250m	17.497	2	17.497
375m	23.391	1			375m	23.692	2	
500m	29.448	1	12.137	2	500m	29.966	2	12.469
625m	35.553	1			625m	36.257	2	
750m	41.860	1	12.412	3	750m	42.712	2	12.746

For Bronze

Distance	CAN - Canada			Lap	Distance	ITA - Italy		
	Time	Rank	Lap Time			Time	Rank	Lap Time
125m	10.906	3			125m	10.934	4	
250m	17.693	3	17.693	1	250m	17.713	4	17.713
375m	24.258	4			375m	24.147	3	
500m	30.654	4	12.961	2	500m	30.341	3	12.628
625m	36.986	4			625m	36.876	3	
750m	43.411	3	12.757	3	750m	43.513	4	13.172

Communiqué approved by the Secretary of the Commissaires Panel:

Men's Team Sprint / Vitesse par équipe hommes
Finals / Finales
Start List / Liste de départ

Fri 12 Apr 2024 - Race distance: 3 laps

World Record	41.225 NED - Netherlands	Berlin (GER)	26 FEB 2020
---------------------	--------------------------	--------------	-------------

Heat	Race Number	Team / Name	Time
For Bronze		CAN - Canada	_____
	74	RORKE Tyler	
	66	DODYK Ryan	
	70	HEDGCOCK James	
		ITA - Italy	_____
	125	MINUTA Stefano	
	128	PREDOMO Mattia	
	122	BIANCHI Matteo	
For Gold		NED - Netherlands	_____
	139	van den BERG Roy	
	138	LAVREYSEN Harrie	
	137	HOOGLAND Jeffrey	
		GBR - Great Britain	_____
	106	LOWE Ed	
	109	TURNBULL Hamish	
	105	CARLIN Jack	

Communiqué approved by the Secretary of the Commissaires Panel:

.....

Note:
 The composition of the teams may be subject to change up to 30 minutes before the start of the race. Sorted in the order given by the team.

Men's Team Sprint / Vitesse par équipe hommes
First Round / Premier tour
Results / Résultats

Fri 12 Apr 2024 - Race distance: 3 laps

World Record	41.225 NED - Netherlands	Berlin (GER)	26 FEB 2020
---------------------	--------------------------	--------------	-------------

Heat	Rank	Team / Name	Lap 1	Lap 2 Lap 1-2	Time Lap 2-3	Average Speed km/h	
1	1	CAN - Canada	17.727	30.395 12.668	43.170 12.775	62.543	QB
		66 DODYK Ryan					
		70 HEDGCOCK James 74 RORKE Tyler					
	2	FRA - France	17.691	30.403 12.712	43.176 12.773	62.535	
		100 HELAL Rayan					
		101 LANDERNEAU Melvin 103 VIGIER Sebastien					
2	1	ITA - Italy	17.884	30.505 12.621	43.566 13.061	61.975	QB
		122 BIANCHI Matteo					
		125 MINUTA Stefano 128 PREDOMO Mattia					
	2	CHN - China	17.387	30.365 12.978	43.663 13.298	61.837	
		78 GUO Shuai					
		80 LI Zhiwei 84 ZHOU Yu					
3	1	GBR - Great Britain	17.538	30.056 12.518	42.827 12.771	63.044	QG
		105 CARLIN Jack					
		106 LOWE Ed 109 TURNBULL Hamish					
	2	CZE - Czechia	17.633	30.431 12.798	43.723 13.292	61.752	
		87 BOHUSLAVEK Matěj					
		88 ČECHMAN Martin 89 TOPINKA Dominik					
4	1	NED - Netherlands	17.364	29.620 12.256	42.275 12.655	63.868	QG
		137 HOOGLAND Jeffrey					
		138 LAVREYSEN Harrie 139 van den BERG Roy					
	2	POL - Poland	17.834	30.728 12.894	43.564 12.836	61.978	
		142 BIELECKI Maciej					
		145 RUDYK Mateusz 144 ROCHNA Daniel					

Progression rule:

The fastest two winning teams race for the gold and silver medals, and the other two winning teams race for the bronze medal. Losers are classified from 5th to 8th place by their times in the First Round.

Men's Team Sprint / Vitesse par équipe hommes
First Round / Premier tour
Results / Résultats

Fri 12 Apr 2024 - Race distance: 3 laps

Heat	Rank	Team / Name	Lap 1	Lap 2 Lap 1-2	Time Lap 2-3	Average Speed km/h
------	------	-------------	-------	------------------	-----------------	--------------------------

Communiqué approved by the Secretary of the Commissaires Panel:

Note:
Riders are presented in their starting order.

LEGEND
QB Qualified for Bronze **QG** Qualified for Gold

12-14 April 2024

Men's Team Sprint / Vitesse par équipe hommes
First Round / Premier tour
Race Analysis / Analyse de la course

Heat 1

FRA - France				Lap	CAN - Canada			
Distance	Time	Rank	Lap Time		Distance	Time	Rank	Lap Time
125m	10.893	1		1	125m	10.980	2	
250m	17.691	1	17.691		250m	17.727	2	17.727
375m	24.010	1		2	375m	24.112	2	
500m	30.403	2	12.712		500m	30.395	1	12.668
625m	36.710	1		3	625m	36.722	2	
750m	43.176	2	12.773		750m	43.170	1	12.775

Heat 2

CHN - China				Lap	ITA - Italy			
Distance	Time	Rank	Lap Time		Distance	Time	Rank	Lap Time
125m	10.615	1		1	125m	11.083	2	
250m	17.387	1	17.387		250m	17.884	2	17.884
375m	23.998	1		2	375m	24.300	2	
500m	30.365	1	12.978		500m	30.505	2	12.621
625m	36.865	1		3	625m	36.949	2	
750m	43.663	2	13.298		750m	43.566	1	13.061

Heat 3

GBR - Great Britain				Lap	CZE - Czechia			
Distance	Time	Rank	Lap Time		Distance	Time	Rank	Lap Time
125m	10.644	1		1	125m	10.867	2	
250m	17.538	1	17.538		250m	17.633	2	17.633
375m	23.759	1		2	375m	23.925	2	
500m	30.056	1	12.518		500m	30.431	2	12.798
625m	36.374	1		3	625m	36.951	2	
750m	42.827	1	12.771		750m	43.723	2	13.292

Heat 4

NED - Netherlands				Lap	POL - Poland			
Distance	Time	Rank	Lap Time		Distance	Time	Rank	Lap Time
125m	10.631	1		1	125m	10.972	2	
250m	17.364	1	17.364		250m	17.834	2	17.834
375m	23.552	1		2	375m	24.299	2	
500m	29.620	1	12.256		500m	30.728	2	12.894
625m	35.849	1		3	625m	37.080	2	
750m	42.275	1	12.655		750m	43.564	2	12.836

Communiqué approved by the Secretary of the Commissaires Panel:

Men's Team Sprint / Vitesse par équipe hommes
First Round / Premier tour
Start List / Liste de départ

Fri 12 Apr 2024 - Race distance: 3 laps

World Record	41.225 NED - Netherlands	Berlin (GER)	26 FEB 2020
---------------------	--------------------------	--------------	-------------

Heat	Race Number	Team / Name	Time
1		FRA - France	_____
	103	VIGIER Sebastien	
	101	LANDERNEAU Melvin	
	100	HELAL Rayan	
		CAN - Canada	_____
	74	RORKE Tyler	
	66	DODYK Ryan	
	70	HEDGCOCK James	
	2		CHN - China
78		GUO Shuai	
84		ZHOU Yu	
80		LI Zhiwei	
		ITA - Italy	_____
125		MINUTA Stefano	
128		PREDOMO Mattia	
122		BIANCHI Matteo	
3			GBR - Great Britain
	106	LOWE Ed	
	109	TURNBULL Hamish	
	105	CARLIN Jack	
		CZE - Czechia	_____
	87	BOHUSLAVEK Matěj	
	89	TOPINKA Dominik	
	88	ČECHMAN Martin	

Men's Team Sprint / Vitesse par équipe hommes
First Round / Premier tour
Start List / Liste de départ

Fri 12 Apr 2024 - Race distance: 3 laps

Heat	Race Number	Team / Name	Time
4		NED - Netherlands	
	139	van den BERG Roy	
	138	LAVREYSEN Harrie	
	137	HOOGLAND Jeffrey	
		POL - Poland	
	144	ROCHNA Daniel	
	142	BIELECKI Maciej	
	145	RUDYK Mateusz	

Progression rule:

The fastest two winning teams race for the gold and silver medals, and the other two winning teams race for the bronze medal. Losers are classified from 5th to 8th place by their times in the First Round.

Communiqué approved by the Secretary of the Commissaires Panel:

.....

Note:

The composition of the teams may be subject to change up to 30 minutes before the start of the race. Sorted in the order given by the team.

Men's Team Sprint / Vitesse par équipe hommes Qualifying / Qualifications Results / Résultats

Fri 12 Apr 2024 - Race distance: 3 laps

World Record	41.225 NED - Netherlands	Berlin (GER)	26 FEB 2020
---------------------	--------------------------	--------------	-------------

Rank	Team / Name	Lap 1	Lap 2 Lap 1-2	Time Lap 2-3	Average Speed km/h	
1	NED - Netherlands 139 van den BERG Roy 138 LAVREYSEN Harrie 137 HOOGLAND Jeffrey	17.322 (1)	29.553 (1) 12.231 (1)	42.132 (1) 12.579 (1)	64.084	Q
2	GBR - Great Britain 106 LOWE Ed 109 TURNBULL Hamish 105 CARLIN Jack	17.452 (2)	29.919 (2) 12.467 (2)	42.731 (2) 12.812 (2)	63.186	Q
3	CHN - China 79 JIN Zhiheng 84 ZHOU Yu 80 LI Zhiwei	17.500 (3)	30.060 (3) 12.560 (4)	43.118 (3) 13.058 (8)	62.619	Q
4	FRA - France 103 VIGIER Sebastien 101 LANDERNEAU Melvin 100 HELAL Rayan	17.577 (4)	30.304 (4) 12.727 (6)	43.203 (4) 12.899 (6)	62.496	Q
5	CAN - Canada 74 RORKE Tyler 66 DODYK Ryan 70 HEDGCOCK James	17.849 (6)	30.682 (8) 12.833 (8)	43.499 (5) 12.817 (3)	62.070	Q
6	ITA - Italy 125 MINUTA Stefano 128 PREDOMO Mattia 122 BIANCHI Matteo	17.930 (7)	30.483 (5) 12.553 (3)	43.528 (6) 13.045 (7)	62.029	Q
7	CZE - Czechia 87 BOHUSLAVEK Matěj 89 TOPINKA Dominik 88 ČECHMAN Martin	17.778 (5)	30.599 (6) 12.821 (7)	43.717 (7) 13.118 (9)	61.761	Q
8	POL - Poland 146 SARNECKI Rafal 142 BIELECKI Maciej 145 RUDYK Mateusz	18.074 (9)	30.967 (9) 12.893 (10)	43.803 (8) 12.836 (4)	61.640	Q
9	GER - Germany 114 HACKMANN Henric 112 BOTTICHER Stefan 113 FLEMMING Pete Collin	17.945 (8)	30.604 (7) 12.659 (5)	44.173 (9) 13.569 (12)	61.123	
10	COL - Colombia 52 PARRA ARIAS Jordan Arley 85 QUINTERO CHAVARRO Kevin Santiago 86 RAMIREZ MORALES Santiago	19.231 (13)	32.091 (13) 12.860 (9)	44.975 (10) 12.884 (5)	60.033	
11	ESP - Spain 97 SANCHEZ GARMENDIA Esteban 95 MORENO SANCHEZ Jose 94 JIMENEZ ELIZONDO Ekain	18.633 (11)	31.663 (10) 13.030 (11)	45.159 (11) 13.496 (11)	59.789	

Men's Team Sprint / Vitesse par équipe hommes
Qualifying / Qualifications
Results / Résultats

Fri 12 Apr 2024 - Race distance: 3 laps

Rank	Team / Name	Lap 1	Lap 2 Lap 1-2	Time Lap 2-3	Average Speed km/h
12	HKG - Hong Kong, China	18.831 (12)	31.862 (12)	45.168 (12)	59.777
	115 MOK Tsz Chun		13.031 (12)	13.306 (10)	
	116 TO Cheuk Hei				
	117 YUNG Tsun Ho				
13	MEX - Mexico	18.460 (10)	31.772 (11)	45.620 (13)	59.185
	134 LOPEZ GONZAGA Jafet Emmanuel		13.312 (13)	13.848 (13)	
	136 VERDUGO OSUNA Edgar Ismael				
	133 GARCIA REYES Jesus Daniel				

Progression rule:

Fastest 8 teams qualify for the first round.

Communiqué approved by the Secretary of the Commissaires Panel:

Note:

Riders are presented in their starting order.

LEGEND

Q Qualified

12-14 April 2024

Men's Team Sprint / Vitesse par équipe hommes

Qualifying / Qualifications

Race Analysis / Analyse de la course

Heat 1				Heat 2				
HKG - Hong Kong, China				ESP - Spain				
Distance	Time	Rank	Lap Time	Lap	Distance	Time	Rank	Lap Time
125m	11.580	11			125m	11.589	12	
250m	18.831	12	18.831	1	250m	18.633	11	18.633
375m	25.382	12			375m	25.075	11	
500m	31.862	12	13.031	2	500m	31.663	10	13.030
625m	38.399	11			625m	38.299	10	
750m	45.168	12	13.306	3	750m	45.159	11	13.496

Heat 3				Heat 4				
MEX - Mexico				ITA - Italy				
Distance	Time	Rank	Lap Time	Lap	Distance	Time	Rank	Lap Time
125m	11.364	10			125m	11.061	7	
250m	18.460	10	18.460	1	250m	17.930	7	17.930
375m	25.069	10			375m	24.221	6	
500m	31.772	11	13.312	2	500m	30.483	5	12.553
625m	38.548	13			625m	36.912	5	
750m	45.620	13	13.848	3	750m	43.528	6	13.045

Heat 5				Heat 6				
CZE - Czechia				COL - Colombia				
Distance	Time	Rank	Lap Time	Lap	Distance	Time	Rank	Lap Time
125m	10.942	5			125m	11.902	13	
250m	17.778	5	17.778	1	250m	19.231	13	19.231
375m	24.137	5			375m	25.688	13	
500m	30.599	6	12.821	2	500m	32.091	13	12.860
625m	37.038	7			625m	38.481	12	
750m	43.717	7	13.118	3	750m	44.975	10	12.884

Heat 7				Heat 8				
GBR - Great Britain				CAN - Canada				
Distance	Time	Rank	Lap Time	Lap	Distance	Time	Rank	Lap Time
125m	10.683	2			125m	11.094	8	
250m	17.452	2	17.452	1	250m	17.849	6	17.849
375m	23.667	2			375m	24.297	8	
500m	29.919	2	12.467	2	500m	30.682	8	12.833
625m	36.225	2			625m	37.021	6	
750m	42.731	2	12.812	3	750m	43.499	5	12.817

Heat 9				Heat 10				
POL - Poland				GER - Germany				
Distance	Time	Rank	Lap Time	Lap	Distance	Time	Rank	Lap Time
125m	10.979	6			125m	11.099	9	
250m	18.074	9	18.074	1	250m	17.945	8	17.945
375m	24.544	9			375m	24.258	7	
500m	30.967	9	12.893	2	500m	30.604	7	12.659
625m	37.358	9			625m	37.232	8	
750m	43.803	8	12.836	3	750m	44.173	9	13.569

Heat 11				Heat 12				
CHN - China				NED - Netherlands				
Distance	Time	Rank	Lap Time	Lap	Distance	Time	Rank	Lap Time
125m	10.738	3			125m	10.619	1	
250m	17.500	3	17.500	1	250m	17.322	1	17.322
375m	23.753	3			375m	23.427	1	
500m	30.060	3	12.560	2	500m	29.553	1	12.231
625m	36.478	3			625m	35.712	1	
750m	43.118	3	13.058	3	750m	42.132	1	12.579

12-14 April 2024

Men's Team Sprint / Vitesse par équipe hommes
Qualifying / Qualifications
Race Analysis / Analyse de la course

Heat 13

Distance	FRA - France		Lap Time	Lap
	Time	Rank		
125m	10.823	4		
250m	17.577	4	17.577	1
375m	23.920	4		
500m	30.304	4	12.727	2
625m	36.678	4		
750m	43.203	4	12.899	3

Communiqué approved by the Secretary of the Commissaires Panel:

Men's Team Sprint / Vitesse par équipe hommes
Qualifying / Qualifications
Start List / Liste de départ

Fri 12 Apr 2024 - Race distance: 3 laps

World Record	41.225 NED - Netherlands	Berlin (GER)	26 FEB 2020
---------------------	--------------------------	--------------	-------------

Heat	Race Number	Team / Name	Time
1		HKG - Hong Kong, China	_____
	115	MOK Tsz Chun	
	116	TO Cheuk Hei	
	117	YUNG Tsun Ho	
2		ESP - Spain	_____
	97	SANCHEZ GARMENDIA Esteban	
	95	MORENO SANCHEZ Jose	
	94	JIMENEZ ELIZONDO Ekain	
3		MEX - Mexico	_____
	134	LOPEZ GONZAGA Jafet Emmanuel	
	136	VERDUGO OSUNA Edgar Ismael	
	133	GARCIA REYES Jesus Daniel	
4		ITA - Italy	_____
	125	MINUTA Stefano	
	128	PREDOMO Mattia	
	122	BIANCHI Matteo	
5		CZE - Czechia	_____
	87	BOHUSLAVEK Matěj	
	89	TOPINKA Dominik	
	88	ČECHMAN Martin	
6		COL - Colombia	_____
	52	PARRA ARIAS Jordan Arley	
	85	QUINTERO CHAVARRO Kevin Santiago	
	86	RAMIREZ MORALES Santiago	
7		GBR - Great Britain	_____
	106	LOWE Ed	
	109	TURNBULL Hamish	
	105	CARLIN Jack	

Men's Team Sprint / Vitesse par équipe hommes
Qualifying / Qualifications
Start List / Liste de départ

Fri 12 Apr 2024 - Race distance: 3 laps

Heat	Race Number	Team / Name	Time
8		CAN - Canada	_____
	74	RORKE Tyler	
	66	DODYK Ryan	
	70	HEDGCOCK James	
9		POL - Poland	_____
	146	SARNECKI Rafal	
	142	BIELECKI Maciej	
	145	RUDYK Mateusz	
10		GER - Germany	_____
	114	HACKMANN Henric	
	112	BOTTICHER Stefan	
	113	FLEMMING Pete Collin	
11		CHN - China	_____
	79	JIN Zhiheng	
	84	ZHOU Yu	
	80	LI Zhiwei	
12		NED - Netherlands	_____
	139	van den BERG Roy	
	138	LAVREYSEN Harrie	
	137	HOOGLAND Jeffrey	
13		FRA - France	_____
	103	VIGIER Sebastien	
	101	LANDERNEAU Melvin	
	100	HELAL Rayan	

Progression rule:

Fastest 8 teams qualify for the first round.

Communiqué approved by the Secretary of the Commissaires Panel:

.....

Note:

The composition of the teams may be subject to change up to 30 minutes before the start of the race. Sorted in the order given by the team.

Men's Sprint / Vitesse hommes

Nations Cup Standings / Classement coupe des nations
As of SUN 14 APR 2024

Event No 1	Adelaide (AUS)	2 - 4 February 2024
Event No 2	Hong Kong,China (HKG)	15 - 17 March 2024
Event No 3	Milton (CAN)	12 - 14 April 2024

Rank	Name	Team Code	Event No 1	Event No 2	Event No 3	Total Points
1	OTA Kaiya	RKD	800.0	800.0		1600.0
2	RICHARDSON Matthew	AUS	720.0	720.0		1440.0
3	LENDEL Vasilijus	LTU	360.0	560.0	480.0	1400.0
4	PAUL Nicholas	TTO		640.0	640.0	1280.0
5	LAVREYSEN Harrie	NED		400.0	800.0	1200.0
6	TJON EN FA Jair	SUR		480.0	720.0	1200.0
7	TRUMAN Joseph	TIN	520.0	280.0	304.0	1104.0
8	YAKOVLEV Mikhail	ISR	400.0		600.0	1000.0
9	VIGIER Sebastien	FRA		360.0	520.0	880.0
10	ZHOU Yu	CHN	328.0	520.0		848.0
11	OBARA Yuta	RKD	480.0	304.0		784.0
12	HOOGLAND Jeffrey	NED		328.0	400.0	728.0
13	SZALONTAY Sandor	HUN	144.0	256.0	280.0	680.0
14	SCHROTER Nik	GER	440.0	208.0		648.0
15	GLAETZER Matthew	AUS	640.0			640.0
16	WAMMES Nick	CAN	304.0		328.0	632.0
17	HELAL Rayan	FRA		176.0	440.0	616.0
18	HOFFMAN Leigh	AUS		600.0		600.0
19	AWANG Mohd Azizulhasni	MAS	600.0			600.0
20	NAKANO Shinji	JPN	160.0	440.0		600.0
21	RUDYK Mateusz	POL			560.0	560.0
22	CARLIN Jack	GBR	560.0			560.0
23	ČECHMAN Martin	CZE	208.0	160.0	160.0	528.0
24	HSIEH Nien Hsing	TPE	280.0	232.0		512.0
25	ORTEGA FONTALVO Cristian David	COL	256.0	192.0		448.0
26	QUINTERO CHAVARRO Kevin Santiago	COL	176.0		256.0	432.0
27	RORKE Tyler	CAN	192.0		192.0	384.0
28	TURNBULL Hamish	GBR			360.0	360.0
29	YAMASAKI Kento	JPN	112.0	128.0		240.0
30	RAMIREZ MORALES Santiago	COL			232.0	232.0
31	SPIEGEL Luca	GER	232.0			232.0
32	BOHUSLAVEK Matěj	CZE			208.0	208.0
33	DAKIN Sam	NZL	96.0	96.0		192.0
34	MORO Stefano	ITA		1.0	176.0	177.0
35	PREDOMO Mattia	ITA	1.0	144.0		145.0
36	DODYK Ryan	NCI			144.0	144.0
37	KANG Shih Feng	TPE	1.0	1.0	128.0	130.0
38	HEDGCOCK James	NCI	128.0			128.0
39	DEMPSTER Cole	CAN			112.0	112.0
40	DORNBACH Maximilian	GER		112.0		112.0
41	BROWNE Kwesi	TTO		1.0	96.0	97.0
42	LI Zhiwei	CHN	80.0	1.0		81.0
43	MORENO SANCHEZ Jose	ESP			80.0	80.0
44	PUERTA ZAPATA Fabian Hernando	COL		80.0		80.0
45	TO Cheuk Hei	HKG	1.0	1.0	1.0	3.0
46	VERDUGO OSUNA Edgar Ismael	MEX	1.0	1.0	1.0	3.0
47	PONOMARYOV Sergey	KAZ	1.0	1.0	1.0	3.0

Men's Sprint / Vitesse hommes

Nations Cup Standings / Classement coupe des nations

As of SUN 14 APR 2024

Rank	Name	Team Code	Event No 1	Event No 2	Event No 3	Total Points
48	CHUGAY Andrey	KAZ	1.0	1.0	1.0	3.0
49	YUNG Tsun Ho	HKG	1.0	1.0	1.0	3.0
50	BIELECKI Maciej	POL	1.0		1.0	2.0
51	TOPINKA Dominik	CZE	1.0	1.0		2.0
52	SAHROM Muhammad Shah Firdaus	MAS	1.0	1.0		2.0
53	SPIES Jean	RSA		1.0	1.0	2.0
54	SAHROM Muhammad Ridwan	MAS		1.0	1.0	2.0
55	ANGSUTHASAWIT Jai	THA	1.0		1.0	2.0
56	JIMENEZ ELIZONDO Ekain	ESP			1.0	1.0
57	BOTTICHER Stefan	GER			1.0	1.0
58	NORRIS Hayden	GBR		1.0		1.0
59	ROCHNA Daniel	POL	1.0			1.0
60	FLEMMING Pete Collin	GER			1.0	1.0
61	MINUTA Stefano	ITA			1.0	1.0
62	DUBCHENKO Aleksandr	AIN		1.0		1.0
63	LEDINGHAM-HORN Harry	TIN		1.0		1.0
64	NAPOLITANO Daniele	ITA	1.0			1.0
65	de SCHRIJVER Runar	BEL			1.0	1.0
66	KALACHNIK Nikita	AIN		1.0		1.0
67	ELKATHCHOONGO David Beckham	IND		1.0		1.0
68	DOMINGUEZ LOPEZ Alexis	PAR			1.0	1.0
69	SINGH Ronaldo Laitonjam	IND		1.0		1.0
70	DENYSENKO Vladyslav	UKR		1.0		1.0
71	LOVASSY Patrik Romeo	HUN		1.0		1.0

Men's Sprint / Vitesse hommes

Final Classification / Classement final

Sun 14 Apr 2024

Rank	Race Number	Name	Team Code	Race 1	Race 2	Decider
				200m Time:	9.920	9.925
				Average Speed km/h:	72.581	72.544
For Gold						
GOLD	1	138 LAVREYSEN Harrie	NED	Winner	Winner	
SILVER	2	150 TJON EN FA Jair	SUR	+0.031	+0.138	
				200m Time:	9.762	9.889
				Average Speed km/h:	73.755	72.808
For Bronze						
BRONZE	3	154 PAUL Nicholas	TTO	Winner	Winner	
	4	121 YAKOVLEV Mikhail	ISR	+0.958	+0.379	
Did not qualify for Semifinals						
	5	145 RUDYK Mateusz	POL			
	6	103 VIGIER Sebastien	FRA			
	7	131 LENDEL Vasilijus	LTU			
	8	100 HELAL Rayan	FRA			
Did not qualify for Quarterfinals						
	9	137 HOOGLAND Jeffrey	NED			
	10	109 TURNBULL Hamish	GBR			
	11	75 WAMMES Nick	CAN			
	12	108 TRUMAN Joseph	TIN			
	13	118 SZALONTAY Sandor	HUN			
	14	85 QUINTERO CHAVARRO Kevin Santiago	COL			
	15	86 RAMIREZ MORALES Santiago	COL			
	16	87 BOHUSLAVEK Matěj	CZE			
Did not qualify for 1/8 Finals						
	17	74 RORKE Tyler	NCI			
	18	127 MORO Stefano	ITA			
	19	88 ČECHMAN Martin	CZE			
	20	66 DODYK Ryan	NCI			
	21	152 KANG Shih Feng	TPE			
	22	65 DEMPSTER Cole	CAN			
	23	153 BROWNE Kwesi	TTO			
	24	95 MORENO SANCHEZ Jose	ESP			
	25	94 JIMENEZ ELIZONDO Ekain	ESP			
	26	112 BOTTICHER Stefan	GER			
	27	142 BIELECKI Maciej	POL			
	28	148 SPIES Jean	RSA			

Men's Sprint / Vitesse hommes

Final Classification / Classement final

Sun 14 Apr 2024

Rank	Race Number	Name	Team Code	Race 1	Race 2	Decider
<i>Did not qualify for 1/16 Finals</i>						
29	132	SAHROM Muhammad Ridwan	MAS			
30	151	ANGSUTHASAWIT Jai	THA			
31	113	FLEMMING Pete Collin	GER			
32	125	MINUTA Stefano	ITA			
33	116	TO Cheuk Hei	HKG			
34	60	de SCHRIJVER Runar	BEL			
35	130	PONOMARYOV Sergey	KAZ			
36	136	VERDUGO OSUNA Edgar Ismael	MEX			
37	129	CHUGAY Andrey	KAZ			
38	117	YUNG Tsun Ho	HKG			
39	141	DOMINGUEZ LOPEZ Alexis	PAR			
	105	CARLIN Jack	GBR			DNS

Communiqué approved by the Secretary of the Commissaires Panel:

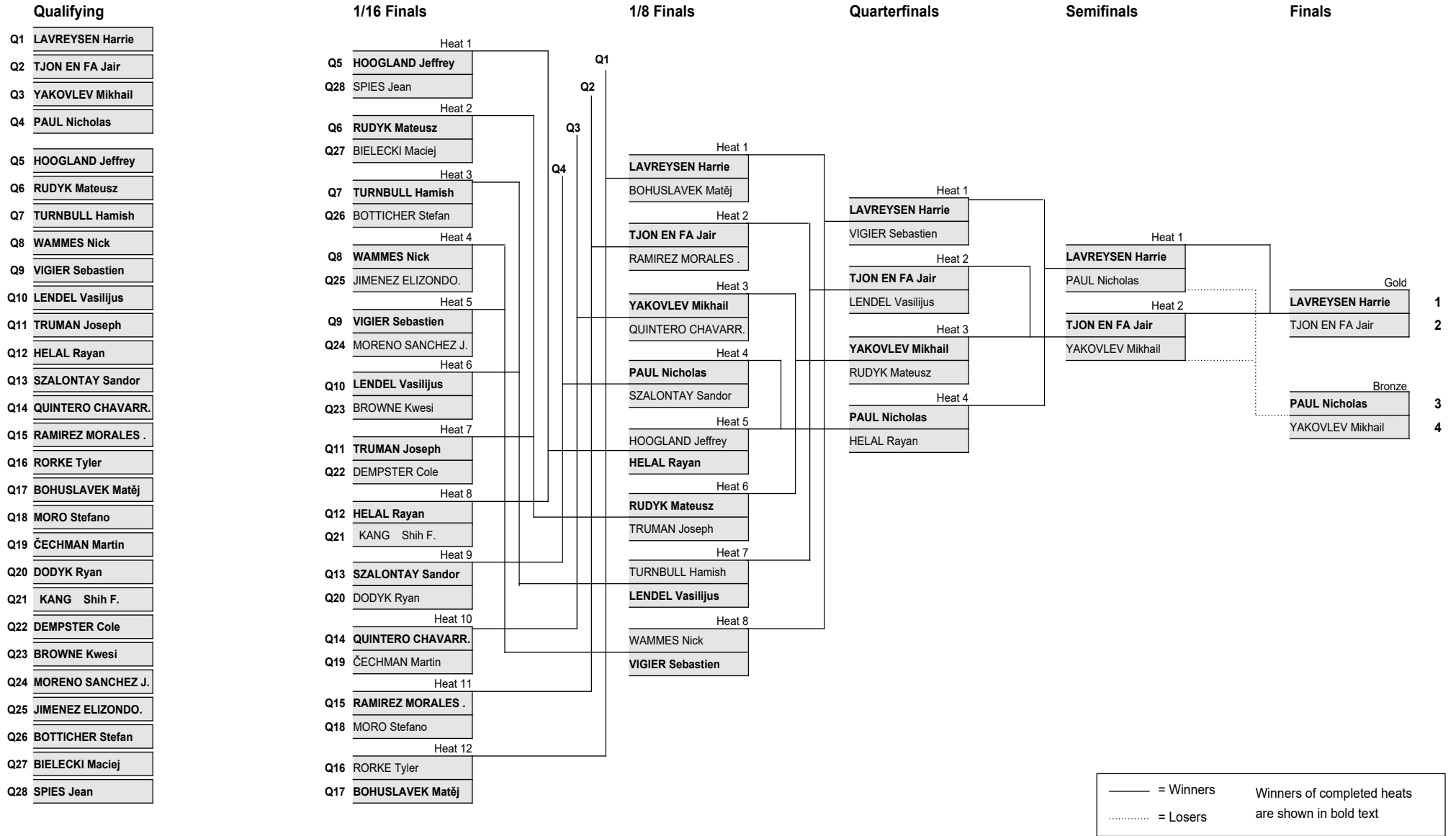
.....

LEGEND

DNS Did Not Start

Men's Sprint / Vitesse hommes

Results Bracket / Tableau de progression



**Men's Sprint / Vitesse hommes
 Finals / Finales
 Start List / Liste de départ**

Sun 14 Apr 2024 - Race distance: 3 laps

Race Number	Name	Team Code	Race 1	Race 2	Decider
<i>For Bronze</i>					
		200m Time:			
		Average Speed km/h:			
154	PAUL Nicholas	TTO			
121	YAKOVLEV Mikhail	ISR			
<i>For Gold</i>					
		200m Time:			
		Average Speed km/h:			
138	LAVREYSEN Harrie	NED			
150	TJON EN FA Jair	SUR			

Communiqué approved by the Secretary of the Commissaires Panel:

.....

**Men's Sprint / Vitesse hommes
Semifinals / Demi-finales
Results / Résultats**

Sun 14 Apr 2024 - Race distance: 3 laps

Rank	Race Number	Name	Team Code	Race 1	Race 2	Decider
				200m Time:	9.716	10.034
				Average Speed km/h:	74.105	71.756
Heat 1						
	1	138	LAVREYSEN Harrie	NED	Winner	Winner Q
	2	154	PAUL Nicholas	TTO	+0.113	+0.551
				200m Time:	9.936	10.086
				Average Speed km/h:	72.464	71.386
Heat 2						
	1	150	TJON EN FA Jair	SUR	Winner	Winner Q
	2	121	YAKOVLEV Mikhail	ISR	+0.150	+0.180

Progression rule:

The winners race for the gold and silver medals. The losers race for the bronze medal.

Communiqué approved by the Secretary of the Commissaires Panel:

.....

LEGEND

Q Qualified

**Men's Sprint / Vitesse hommes
Semifinals / Demi-finales
Start List / Liste de départ**

Sun 14 Apr 2024 - Race distance: 3 laps

Race Number	Name	Team Code	Race 1	Race 2	Decider
Heat 1					
		200m Time:			
		Average Speed km/h:			
138	LAVREYSEN Harrie	NED			
154	PAUL Nicholas	TTO			
Heat 2					
		200m Time:			
		Average Speed km/h:			
150	TJON EN FA Jair	SUR			
121	YAKOVLEV Mikhail	ISR			

Progression rule:

The winners race for the gold and silver medals. The losers race for the bronze medal.

Communiqué approved by the Secretary of the Commissaires Panel:

.....

Men's Sprint / Vitesse hommes
Quarterfinals / Quart de finales
Results / Résultats

Sun 14 Apr 2024 - Race distance: 3 laps

Rank	Race Number	Name	Team Code	Race 1	Race 2	Decider
				200m Time:	9.960	9.817
				Average Speed km/h:	72.289	73.342
Heat 1						
	1	138	LAVREYSEN Harrie	NED	Winner	Winner
	2	103	VIGIER Sebastien	FRA	+0.019	+0.153
				200m Time:	10.133	10.599
				Average Speed km/h:	71.055	67.931
Heat 2						
	1	150	TJON EN FA Jair	SUR	Winner	Winner
	2	131	LENDEL Vasilijus	LTU	+0.044	+0.778
				200m Time:	9.937	10.051
				Average Speed km/h:	72.456	71.635
Heat 3						
	1	121	YAKOVLEV Mikhail	ISR	Winner	Winner
	2	145	RUDYK Mateusz	POL	+0.144	+0.037
				200m Time:	9.940	9.972
				Average Speed km/h:	72.435	72.202
Heat 4						
	1	154	PAUL Nicholas	TTO	Winner	Winner
	2	100	HELAL Rayan	FRA	+0.036	+0.050

Progression rule:

The winner of each heat qualifies to the Semifinals.

Communiqué approved by the Secretary of the Commissaires Panel:

LEGEND

Q Qualified

Men's Sprint / Vitesse hommes
Quarterfinals / Quart de finales
Start List / Liste de départ

Sun 14 Apr 2024 - Race distance: 3 laps

Race Number	Name	Team Code	Race 1	Race 2	Decider
Heat 1					
		200m Time:			
		Average Speed km/h:			
138	LAVREYSEN Harrie	NED			
103	VIGIER Sebastien	FRA			
Heat 2					
		200m Time:			
		Average Speed km/h:			
150	TJON EN FA Jair	SUR			
131	LENDEL Vasilijus	LTU			
Heat 3					
		200m Time:			
		Average Speed km/h:			
121	YAKOVLEV Mikhail	ISR			
145	RUDYK Mateusz	POL			
Heat 4					
		200m Time:			
		Average Speed km/h:			
154	PAUL Nicholas	TTO			
100	HELAL Rayan	FRA			

Progression rule:

The winner of each heat qualifies to the Semifinals.

Communiqué approved by the Secretary of the Commissaires Panel:

.....

Men's Sprint / Vitesse hommes
1/8 Finals / 1/8 de finale
Results / Résultats

Sun 14 Apr 2024 - Race distance: 3 laps

Rank	Race Number	Name	Team Code		
Heat 1					
			200m Time:	10.540	
			Average Speed km/h:	68.311	
1	138	LAVREYSEN Harrie	NED	Winner	Q
2	87	BOHUSLAVEK Matěj	CZE	+1.600	
Heat 2					
			200m Time:	9.979	
			Average Speed km/h:	72.152	
1	150	TJON EN FA Jair	SUR	Winner	Q
2	86	RAMIREZ MORALES Santiago	COL	+0.298	
Heat 3					
			200m Time:	9.897	
			Average Speed km/h:	72.749	
1	121	YAKOVLEV Mikhail	ISR	Winner	Q
2	85	QUINTERO CHAVARRO Kevin Santiago	COL	+0.043	
Heat 4					
			200m Time:	10.167	
			Average Speed km/h:	70.817	
1	154	PAUL Nicholas	TTO	Winner	Q
2	118	SZALONTAY Sandor	HUN	+0.148	
Heat 5					
			200m Time:	9.973	
			Average Speed km/h:	72.195	
1	100	HELAL Rayan	FRA	Winner	Q
2	137	HOOGLAND Jeffrey	NED	+0.066	
Heat 6					
			200m Time:	10.111	
			Average Speed km/h:	71.210	
1	145	RUDYK Mateusz	POL	Winner	Q
2	108	TRUMAN Joseph	TIN	+0.053	
Heat 7					
			200m Time:	10.164	
			Average Speed km/h:	70.838	
1	131	LENDEL Vasilijus	LTU	Winner	Q
2	109	TURNBULL Hamish	GBR	+0.018	
Heat 8					
			200m Time:	10.132	
			Average Speed km/h:	71.062	
1	103	VIGIER Sebastien	FRA	Winner	Q
2	75	WAMMES Nick	CAN	+0.035	

Progression rule:

The winner of each heat qualifies to the Quarterfinals.

Men's Sprint / Vitesse hommes
1/8 Finals / 1/8 de finale
Results / Résultats

Sun 14 Apr 2024 - Race distance: 3 laps

Rank	Race Number	Name	Team Code
------	-------------	------	-----------

Communiqué approved by the Secretary of the Commissaires Panel:

.....

Note:

The average speed is taken over the last 200m.

LEGEND

Q Qualified

Men's Sprint / Vitesse hommes
1/8 Finals / 1/8 de finale
Start List / Liste de départ

Sun 14 Apr 2024 - Race distance: 3 laps

Race Number	Name	Team Code
Heat 1		
		200m Time:
		Average Speed km/h:
138	LAVREYSEN Harrie	NED
87	BOHUSLAVEK Matěj	CZE
Heat 2		
		200m Time:
		Average Speed km/h:
150	TJON EN FA Jair	SUR
86	RAMIREZ MORALES Santiago	COL
Heat 3		
		200m Time:
		Average Speed km/h:
121	YAKOVLEV Mikhail	ISR
85	QUINTERO CHAVARRO Kevin Santiago	COL
Heat 4		
		200m Time:
		Average Speed km/h:
154	PAUL Nicholas	TTO
118	SZALONTAY Sandor	HUN
Heat 5		
		200m Time:
		Average Speed km/h:
137	HOOGLAND Jeffrey	NED
100	HELAL Rayan	FRA
Heat 6		
		200m Time:
		Average Speed km/h:
145	RUDYK Mateusz	POL
108	TRUMAN Joseph	TIN
Heat 7		
		200m Time:
		Average Speed km/h:
109	TURNBULL Hamish	GBR
131	LENDEL Vasilijus	LTU
Heat 8		
		200m Time:
		Average Speed km/h:
75	WAMMES Nick	CAN
103	VIGIER Sebastien	FRA

Progression rule:

The winner of each heat qualifies to the Quarterfinals.

Communiqué approved by the Secretary of the Commissaires Panel:

Men's Sprint / Vitesse hommes
1/16 Finals / 1/16 de finale
Results / Résultats

Sun 14 Apr 2024 - Race distance: 3 laps

Rank	Race Number	Name	Team Code		
				200m Time:	10.453
				Average Speed km/h:	68.880
	1	137 HOOGLAND Jeffrey	NED	Winner	Q
	2	148 SPIES Jean	RSA	+0.052	
				200m Time:	10.099
				Average Speed km/h:	71.294
	1	145 RUDYK Mateusz	POL	Winner	Q
	2	142 BIELECKI Maciej	POL	+0.186	
				200m Time:	10.365
				Average Speed km/h:	69.465
	1	109 TURNBULL Hamish	GBR	Winner	Q
	2	112 BOTTICHER Stefan	GER	+0.098	
				200m Time:	10.163
				Average Speed km/h:	70.845
	1	75 WAMMES Nick	CAN	Winner	Q
	2	94 JIMENEZ ELIZONDO Ekain	ESP	+0.138	
				200m Time:	10.420
				Average Speed km/h:	69.098
	1	103 VIGIER Sebastien	FRA	Winner	Q
	2	95 MORENO SANCHEZ Jose	ESP	+1.323	
				200m Time:	10.074
				Average Speed km/h:	71.471
	1	131 LENDEL Vasilijus	LTU	Winner	Q
	2	153 BROWNE Kwesi	TTO	+0.201	
				200m Time:	10.182
				Average Speed km/h:	70.713
	1	108 TRUMAN Joseph	TIN	Winner	Q
	2	65 DEMPSTER Cole	CAN	+0.101	
				200m Time:	10.065
				Average Speed km/h:	71.535
	1	100 HELAL Rayan	FRA	Winner	Q
	2	152 KANG Shih Feng	TPE	+0.417	
				200m Time:	10.198
				Average Speed km/h:	70.602
	1	118 SZALONTAY Sandor	HUN	Winner	Q
	2	66 DODYK Ryan	NCI	+0.188	
				200m Time:	10.404
				Average Speed km/h:	69.204
	1	85 QUINTERO CHAVARRO Kevin Santiago	COL	Winner	Q
	2	88 ČECHMAN Martin	CZE	+0.750	

Men's Sprint / Vitesse hommes
1/16 Finals / 1/16 de finale
Results / Résultats

Sun 14 Apr 2024 - Race distance: 3 laps

Rank	Race Number	Name	Team Code		
			200m Time:	10.182	
			Average Speed km/h:	70.713	
Heat 11					
1	86	RAMIREZ MORALES Santiago	COL	Winner	Q
2	127	MORO Stefano	ITA	+0.032	
			200m Time:	10.352	
			Average Speed km/h:	69.552	
Heat 12					
1	87	BOHUSLAVEK Matěj	CZE	Winner	Q
2	74	RORKE Tyler	NCI	+1.842	

Progression rule:

The winner of each heat qualifies to the 1/8 Finals.

Communiqué approved by the Secretary of the Commissaires Panel:

.....

Note:

The average speed is taken over the last 200m.

LEGEND

Q Qualified

Men's Sprint / Vitesse hommes
1/16 Finals / 1/16 de finale
Start List / Liste de départ

Sun 14 Apr 2024 - Race distance: 3 laps

Race Number	Name	Team Code
Heat 1		
		200m Time:
		Average Speed km/h:
137	HOOGLAND Jeffrey	NED
148	SPIES Jean	RSA
Heat 2		
		200m Time:
		Average Speed km/h:
145	RUDYK Mateusz	POL
142	BIELECKI Maciej	POL
Heat 3		
		200m Time:
		Average Speed km/h:
109	TURNBULL Hamish	GBR
112	BOTTICHER Stefan	GER
Heat 4		
		200m Time:
		Average Speed km/h:
75	WAMMES Nick	CAN
94	JIMENEZ ELIZONDO Ekain	ESP
Heat 5		
		200m Time:
		Average Speed km/h:
103	VIGIER Sebastien	FRA
95	MORENO SANCHEZ Jose	ESP
Heat 6		
		200m Time:
		Average Speed km/h:
131	LENDEL Vasilijus	LTU
153	BROWNE Kwesi	TTO
Heat 7		
		200m Time:
		Average Speed km/h:
108	TRUMAN Joseph	TIN
65	DEMPSTER Cole	CAN
Heat 8		
		200m Time:
		Average Speed km/h:
100	HELAL Rayan	FRA
152	KANG Shih Feng	TPE
Heat 9		
		200m Time:
		Average Speed km/h:
118	SZALONTAY Sandor	HUN
66	DODYK Ryan	NCI
Heat 10		
		200m Time:
		Average Speed km/h:
85	QUINTERO CHAVARRO Kevin Santiago	COL
88	ČECHMAN Martin	CZE
Heat 11		
		200m Time:
		Average Speed km/h:
86	RAMIREZ MORALES Santiago	COL
127	MORO Stefano	ITA

Men's Sprint / Vitesse hommes
1/16 Finals / 1/16 de finale
Start List / Liste de départ

Sun 14 Apr 2024 - Race distance: 3 laps

Race Number	Name	Team Code
Heat 12		
74	RORKE Tyler	NCI
87	BOHUSLAVEK Matěj	CZE

200m Time:
Average Speed km/h:

Progression rule:

The winner of each heat qualifies to the 1/8 Finals.

Communiqué approved by the Secretary of the Commissaires Panel:

.....

Men's Sprint / Vitesse hommes
Qualifying / Qualifications
Results / Résultats

Sun 14 Apr 2024 - Race distance: 200m flying start (3.5 laps)

World Record 9.100 NICHOLAS Paul TTO Cochabamba (BOL) 4 SEP 2019

Rank	Race Number	Name	Team Code	100m	Time 100-200	Average Speed km/h	
1	138	LAVREYSEN Harrie	NED	4.674 (1)	9.378 4.704 (1)	76.775	Q
2	150	TJON EN FA Jair	SUR	4.755 (4)	9.522 4.767 (2)	75.614	Q
3	121	YAKOVLEV Mikhail	ISR	4.704 (2)	9.522 4.818 (4)	75.614	Q
4	154	PAUL Nicholas	TTO	4.709 (3)	9.527 4.818 (4)	75.575	Q
5	137	HOOGLAND Jeffrey	NED	4.759 (6)	9.566 4.807 (3)	75.267	Q
6	145	RUDYK Mateusz	POL	4.755 (4)	9.581 4.826 (7)	75.149	Q
7	109	TURNBULL Hamish	GBR	4.770 (8)	9.589 4.819 (6)	75.086	Q
8	75	WAMMES Nick	CAN	4.764 (7)	9.619 4.855 (8)	74.852	Q
9	103	VIGIER Sebastien	FRA	4.773 (9)	9.631 4.858 (9)	74.759	Q
10	131	LENDEL Vasilijus	LTU	4.804 (10)	9.688 4.884 (11)	74.319	Q
11	108	TRUMAN Joseph	TIN	4.811 (11)	9.709 4.898 (12)	74.158	Q
12	100	HELAL Rayan	FRA	4.855 (13)	9.736 4.881 (10)	73.952	Q
13	118	SZALONTAY Sandor	HUN	4.829 (12)	9.747 4.918 (15)	73.869	Q
14	85	QUINTERO CHAVARRO Kevin Santiago	COL	4.855 (13)	9.764 4.909 (13)	73.740	Q
15	86	RAMIREZ MORALES Santiago	COL	4.859 (15)	9.771 4.912 (14)	73.687	Q
16	74	RORKE Tyler	NCI	4.872 (17)	9.802 4.930 (17)	73.454	Q
17	87	BOHUSLAVEK Matěj	CZE	4.860 (16)	9.815 4.955 (19)	73.357	Q
18	127	MORO Stefano	ITA	4.898 (20)	9.822 4.924 (16)	73.305	Q
19	88	ČECHMAN Martin	CZE	4.888 (19)	9.826 4.938 (18)	73.275	Q
20	66	DODYK Ryan	NCI	4.875 (18)	9.841 4.966 (20)	73.163	Q
21	152	KANG Shih Feng	TPE	4.901 (22)	9.875 4.974 (21)	72.911	Q
22	65	DEMPSTER Cole	CAN	4.902 (23)	9.900 4.998 (22)	72.727	Q

Men's Sprint / Vitesse hommes
Qualifying / Qualifications
Results / Résultats

Sun 14 Apr 2024 - Race distance: 200m flying start (3.5 laps)

Rank	Race Number	Name	Team Code	100m	Time 100-200	Average Speed km/h	
23	153	BROWNE Kwesi	TTO	4.900 (21)	9.926 5.026 (26)	72.537	Q
24	95	MORENO SANCHEZ Jose	ESP	4.934 (24)	9.938 5.004 (23)	72.449	Q
25	94	JIMENEZ ELIZONDO Ekain	ESP	4.936 (25)	9.958 5.022 (25)	72.304	Q
26	112	BOTTICHER Stefan	GER	4.960 (28)	9.972 5.012 (24)	72.202	Q
27	142	BIELECKI Maciej	POL	4.945 (26)	9.974 5.029 (27)	72.188	Q
28	148	SPIES Jean	RSA	4.978 (30)	10.015 5.037 (29)	71.892	Q
29	132	SAHROM Muhammad Ridwan	MAS	4.945 (26)	10.023 5.078 (32)	71.835	
30	151	ANGSUTHASAWIT Jai	THA	5.023 (33)	10.053 5.030 (28)	71.620	
31	113	FLEMMING Pete Collin	GER	5.041 (37)	10.079 5.038 (30)	71.436	
32	125	MINUTA Stefano	ITA	4.996 (31)	10.088 5.092 (33)	71.372	
33	116	TO Cheuk Hei	HKG	5.012 (32)	10.089 5.077 (31)	71.365	
34	60	de SCHRIJVER Runar	BEL	4.974 (29)	10.108 5.134 (36)	71.231	
35	130	PONOMARYOV Sergey	KAZ	5.026 (34)	10.122 5.096 (34)	71.132	
36	136	VERDUGO OSUNA Edgar Ismael	MEX	5.039 (36)	10.161 5.122 (35)	70.859	
37	129	CHUGAY Andrey	KAZ	5.031 (35)	10.214 5.183 (37)	70.491	
38	117	YUNG Tsun Ho	HKG	5.060 (38)	10.253 5.193 (38)	70.223	
39	141	DOMINGUEZ LOPEZ Alexis	PAR	5.319 (39)	10.769 5.450 (39)	66.859	
	105	CARLIN Jack	GBR		DNS		

Progression rule:

Top 4 riders qualify for 1/8 Finals. 5th to 28th places qualify for 1/16 Finals.

Communiqué approved by the Secretary of the Commissaires Panel:

LEGEND

DNS Did Not Start **Q** Qualified

Men's Sprint / Vitesse hommes
Qualifying / Qualifications
Start List / Liste de départ

Sun 14 Apr 2024 - Race distance: 200m flying start (3.5 laps)

World Record	9.100 NICHOLAS Paul	TTO Cochabamba (BOL)	4 SEP 2019
---------------------	---------------------	----------------------	------------

Heat	Race Number	Name	Team Code	Time
1	112	BOTTICHER Stefan	GER	_____
2	65	DEMPSTER Cole	CAN	_____
3	113	FLEMMING Pete Collin	GER	_____
4	141	DOMINGUEZ LOPEZ Alexis	PAR	_____
5	142	BIELECKI Maciej	POL	_____
6	94	JIMENEZ ELIZONDO Ekain	ESP	_____
7	95	MORENO SANCHEZ Jose	ESP	_____
8	136	VERDUGO OSUNA Edgar Ismael	MEX	_____
9	60	de SCHRIJVER Runar	BEL	_____
10	117	YUNG Tsun Ho	HKG	_____
11	151	ANGSUTHASAWIT Jai	THA	_____
12	132	SAHROM Muhammad Ridwan	MAS	_____
13	130	PONOMARYOV Sergey	KAZ	_____
14	125	MINUTA Stefano	ITA	_____
15	87	BOHUSLAVEK Matěj	CZE	_____
16	153	BROWNE Kwesi	TTO	_____
17	137	HOOGLAND Jeffrey	NED	_____
18	116	TO Cheuk Hei	HKG	_____
19	86	RAMIREZ MORALES Santiago	COL	_____
20	109	TURNBULL Hamish	GBR	_____
21	127	MORO Stefano	ITA	_____
22	74	RORKE Tyler	NCI	_____
23	129	CHUGAY Andrey	KAZ	_____
24	148	SPIES Jean	RSA	_____
25	66	DODYK Ryan	NCI	_____
26	152	KANG Shih Feng	TPE	_____
27	100	HELAL Rayan	FRA	_____
28	88	ČECHMAN Martin	CZE	_____
29	75	WAMMES Nick	CAN	_____
30	118	SZALONTAY Sandor	HUN	_____
31	103	VIGIER Sebastien	FRA	_____
32	150	TJON EN FA Jair	SUR	_____
33	85	QUINTERO CHAVARRO Kevin Santiago	COL	_____
34	105	CARLIN Jack	GBR	_____

**Men's Sprint / Vitesse hommes
Qualifying / Qualifications
Start List / Liste de départ**

Sun 14 Apr 2024 - Race distance: 200m flying start (3.5 laps)

Heat	Race Number	Name	Team Code	Time
35	108	TRUMAN Joseph	TIN	_____
36	121	YAKOVLEV Mikhail	ISR	_____
37	131	LENDEL Vasilijus	LTU	_____
38	154	PAUL Nicholas	TTO	_____
39	138	LAVREYSEN Harrie	NED	_____
40	145	RUDYK Mateusz	POL	_____

Progression rule:

Top 4 riders qualify for 1/8 Finals. 5th to 28th places qualify for 1/16 Finals.

Communiqué approved by the Secretary of the Commissaires Panel:

Men's Keirin / Keirin hommes

Nations Cup Standings / Classement coupe des nations
As of SAT 13 APR 2024

Event No 1	Adelaide (AUS)	2 - 4 February 2024
Event No 2	Hong Kong,China (HKG)	15 - 17 March 2024
Event No 3	Milton (CAN)	12 - 14 April 2024

Rank	Name	Team Code	Event No 1	Event No 2	Event No 3	Total Points
1	OTA Kaiya	RKD	640.0	800.0		1440.0
2	CARLIN Jack	GBR	600.0		640.0	1240.0
3	HOOGLAND Jeffrey	NED		360.0	720.0	1080.0
4	GLAETZER Matthew	AUS	360.0	720.0		1080.0
5	RICHARDSON Matthew	AUS	560.0	520.0		1080.0
6	YAKOVLEV Mikhail	ISR	1.0	480.0	520.0	1001.0
7	NAKANO Shinji	JPN	720.0	280.0		1000.0
8	ČECHMAN Martin	CZE	96.0	600.0	304.0	1000.0
9	BROWNE Kwesi	TTO		560.0	440.0	1000.0
10	DAKIN Sam	NZL	328.0	640.0		968.0
11	PAUL Nicholas	TTO		328.0	600.0	928.0
12	WAMMES Nick	CAN	280.0		560.0	840.0
13	YAMASAKI Kento	JPN	440.0	400.0		840.0
14	ANGSUTHASAWIT Jai	THA	96.0	328.0	400.0	824.0
15	LAVREYSEN Harrie	NED			800.0	800.0
16	AWANG Mohd Azizulhasni	MAS	800.0			800.0
17	TRUMAN Joseph	TIN	176.0	192.0	280.0	648.0
18	DORNBACH Maximilian	GER	480.0	160.0		640.0
19	TJON EN FA Jair	SUR		440.0	160.0	600.0
20	VIGIER Sebastien	FRA		280.0	280.0	560.0
21	XUE Chenxi	CHN	520.0	1.0		521.0
22	OBARA Yuta	RKD	280.0	232.0		512.0
23	RUDYK Mateusz	POL	1.0		480.0	481.0
24	SARNECKI Rafal	POL	176.0		280.0	456.0
25	TO Cheuk Hei	HKG	280.0	1.0	160.0	441.0
26	LENDEL Vasilijus	LTU	400.0	1.0	1.0	402.0
27	YUNG Tsun Ho	HKG	176.0	192.0	1.0	369.0
28	DODYK Ryan	NCI			360.0	360.0
29	KANG Shih Feng	TPE	176.0	1.0	160.0	337.0
30	RAMIREZ MORALES Santiago	COL			328.0	328.0
31	PONOMARYOV Sergey	KAZ	176.0	144.0	1.0	321.0
32	CHUGAY Andrey	KAZ	304.0	1.0	1.0	306.0
33	MORO Stefano	ITA		144.0	160.0	304.0
34	QUINTERO CHAVARRO Kevin Santiago	COL	280.0		1.0	281.0
35	SPIES Jean	RSA		1.0	280.0	281.0
36	HEDGCOCK James	NCI	280.0		1.0	281.0
37	SAHROM Muhammad Ridwan	MAS		1.0	280.0	281.0
38	LANDERNEAU Melvin	FRA			280.0	280.0
39	PUERTA ZAPATA Fabian Hernando	COL		232.0		232.0
40	VERDUGO OSUNA Edgar Ismael	MEX	1.0	1.0	160.0	162.0
41	MORENO SANCHEZ Jose	ESP			160.0	160.0
42	ESOW Esow	IND		144.0		144.0
42	HELAL Rayan	FRA		144.0		144.0
42	KALACHNIK Nikita	AIN		144.0		144.0
42	SAHROM Muhammad Shah Firdaus	MAS		144.0		144.0
46	BOHUSLAVEK Matěj	CZE	96.0	1.0		97.0
47	CHOI Woorim	KOR	96.0			96.0

Men's Keirin / Keirin hommes

Nations Cup Standings / Classement coupe des nations

As of SAT 13 APR 2024

Rank	Name	Team Code	Event No 1	Event No 2	Event No 3	Total Points
47	WEINRICH Willy Leonhard	GER	96.0			96.0
49	SZALONTAY Sandor	HUN	1.0	1.0	1.0	3.0
50	BIANCHI Matteo	ITA	1.0		1.0	2.0
51	PREDOMO Mattia	ITA	1.0	1.0		2.0
52	TURNBULL Hamish	GBR	1.0		1.0	2.0
53	ORTEGA FONTALVO Cristian David	COL	1.0	1.0		2.0
54	HSIEH Nien Hsing	TPE	1.0	1.0		2.0
55	BOTTICHER Stefan	GER			1.0	1.0
55	de SCHRIJVER Runar	BEL			1.0	1.0
57	DENYSENKO Vladyslav	UKR		1.0		1.0
58	MOHD ZONIS Muhammad Fadhil	AZA	1.0			1.0
59	FLEMMING Pete Collin	GER			1.0	1.0
59	TOPINKA Dominik	CZE			1.0	1.0
61	DUBCHENKO Aleksandr	AIN		1.0		1.0
61	KOOL Daan	NED		1.0		1.0
63	DOMINGUEZ LOPEZ Alexis	PAR			1.0	1.0
64	LOVASSY Patrik Romeo	HUN		1.0		1.0
64	NORRIS Hayden	GBR		1.0		1.0
64	SPIEGEL Luca	GER		1.0		1.0
67	ELKATHCHOONGO David Beckham	IND		1.0		1.0

Men's Keirin / Keirin hommes

Final Classification / Classement final

Sat 13 Apr 2024 - Race distance: 6 laps

Rank	Race Number	Name	Team Code	Time Behind
				200m Time: 9.894
				Average Speed km/h: 72.771
For Gold				
GOLD	138	LAVREYSEN Harrie	NED	
SILVER	137	HOOGLAND Jeffrey	NED	+0.118
BRONZE	105	CARLIN Jack	GBR	+0.166
4	154	PAUL Nicholas	TTO	+0.340
5	75	WAMMES Nick	CAN	+0.406
6	121	YAKOVLEV Mikhail	ISR	+0.637
				200m Time: 9.956
				Average Speed km/h: 72.318
For Places 7-12				
7	145	RUDYK Mateusz	POL	
8	153	BROWNE Kwesi	TTO	+0.093
9	151	ANGSUTHASAWIT Jai	THA	+0.262
10	66	DODYK Ryan	NCI	+0.262
11	86	RAMIREZ MORALES Santiago	COL	+0.349
12	88	ČECHMAN Martin	CZE	+0.352

Men's Keirin / Keirin hommes

Final Classification / Classement final

Sat 13 Apr 2024 - Race distance: 6 laps

Rank	Race Number	Name	Team Code	Time Behind
------	-------------	------	-----------	-------------

Did not qualify for Second Round

13	101	LANDERNEAU Melvin	FRA	
13	103	VIGIER Sebastien	FRA	
13	108	TRUMAN Joseph	TIN	
13	132	SAHROM Muhammad Ridwan	MAS	
13	146	SARNECKI Rafal	POL	
13	148	SPIES Jean	RSA	
19	95	MORENO SANCHEZ Jose	ESP	
19	116	TO Cheuk Hei	HKG	
19	127	MORO Stefano	ITA	
19	136	VERDUGO OSUNA Edgar Ismael	MEX	
19	150	TJON EN FA Jair	SUR	
19	152	KANG Shih Feng	TPE	
25	60	de SCHRIJVER Runar	BEL	
25	85	QUINTERO CHAVARRO Kevin Santiago	COL	
25	112	BOTTICHER Stefan	GER	
25	118	SZALONTAY Sandor	HUN	
25	122	BIANCHI Matteo	ITA	
25	129	CHUGAY Andrey	KAZ	
31	70	HEDGCOCK James	CAN	
31	113	FLEMMING Pete Collin	GER	
31	117	YUNG Tsun Ho	HKG	
31	130	PONOMARYOV Sergey	KAZ	
31	131	LENDEL Vasilijus	LTU	
31	89	TOPINKA Dominik	CZE	REL
37	109	TURNBULL Hamish	GBR	
37	141	DOMINGUEZ LOPEZ Alexis	PAR	

Communiqué approved by the Secretary of the Commissaires Panel:

.....

LEGEND	
REL	Relegated

**Men's Keirin / Keirin hommes
Finals / Finales
Start List / Liste de départ**

Sat 13 Apr 2024 - Race distance: 6 laps

Race Number	Name	Team Code
<i>For Places 7-12</i>		
66	DODYK Ryan	NCI
86	RAMIREZ MORALES Santiago	COL
88	ČECHMAN Martin	CZE
145	RUDYK Mateusz	POL
151	ANGSUTHASAWIT Jai	THA
153	BROWNE Kwesi	TTO
<i>For Gold</i>		
75	WAMMES Nick	CAN
105	CARLIN Jack	GBR
121	YAKOVLEV Mikhail	ISR
137	HOOGLAND Jeffrey	NED
138	LAVREYSEN Harrie	NED
154	PAUL Nicholas	TTO

Communiqué approved by the Secretary of the Commissaires Panel:

.....

**Men's Keirin / Keirin hommes
Second Round / Deuxième tour
Results / Résultats**

Sat 13 Apr 2024 - Race distance: 6 laps

Rank	Race Number	Name	Team Code	Time Behind
				200m Time: 10.069
				Average Speed km/h: 71.507
Heat 1				
1	75	WAMMES Nick	CAN	Q
2	137	HOOGLAND Jeffrey	NED	+0.046 Q
3	121	YAKOVLEV Mikhail	ISR	+0.095 Q
4	86	RAMIREZ MORALES Santiago	COL	+0.095
5	153	BROWNE Kwesi	TTO	+0.132
6	151	ANGSUTHASAWIT Jai	THA	+0.923
				200m Time: 9.880
				Average Speed km/h: 72.874
Heat 2				
1	154	PAUL Nicholas	TTO	Q
2	138	LAVREYSEN Harrie	NED	+0.631 Q
3	105	CARLIN Jack	GBR	+0.748 Q
4	145	RUDYK Mateusz	POL	+0.769
5	66	DODYK Ryan	NCI	+1.217
6	88	ČECHMAN Martin	CZE	+1.493

Progression rule:

The first three riders in each heat qualify to final for gold, all other riders advance to the final for places 7-12.

Communiqué approved by the Secretary of the Commissaires Panel:

.....

LEGEND

Q Qualified

**Men's Keirin / Keirin hommes
Second Round / Deuxième tour
Start List / Liste de départ**

Sat 13 Apr 2024 - Race distance: 6 laps

Race Number	Name	Team Code
Heat 1		
75	WAMMES Nick	CAN
86	RAMIREZ MORALES Santiago	COL
121	YAKOVLEV Mikhail	ISR
137	HOOGLAND Jeffrey	NED
151	ANGSUTHASAWIT Jai	THA
153	BROWNE Kwesi	TTO
Heat 2		
66	DODYK Ryan	NCI
88	ČECHMAN Martin	CZE
105	CARLIN Jack	GBR
138	LAVREYSEN Harrie	NED
145	RUDYK Mateusz	POL
154	PAUL Nicholas	TTO

Progression rule:

The first three riders in each heat qualify to final for gold, all other riders advance to the final for places 7-12.

Communiqué approved by the Secretary of the Commissaires Panel:

.....

Men's Keirin / Keirin hommes
First Round Repechage / Repêchage premier tour
Results / Résultats

Sat 13 Apr 2024 - Race distance: 6 laps

Rank	Race Number	Name	Team Code	Time Behind
				200m Time: 10.340
				Average Speed km/h: 69.632
Heat 1				
1	145	RUDYK Mateusz	POL	Q
2	101	LANDERNEAU Melvin	FRA	+0.148
3	95	MORENO SANCHEZ Jose	ESP	+0.157
4	112	BOTTICHER Stefan	GER	+0.256
5	117	YUNG Tsun Ho	HKG	+0.372
				200m Time: 9.889
				Average Speed km/h: 72.808
Heat 2				
1	86	RAMIREZ MORALES Santiago	COL	Q
2	108	TRUMAN Joseph	TIN	+0.033
3	136	VERDUGO OSUNA Edgar Ismael	MEX	+0.105
4	122	BIANCHI Matteo	ITA	+0.250
5	130	PONOMARYOV Sergey	KAZ	+0.384
				200m Time: 10.479
				Average Speed km/h: 68.709
Heat 3				
1	66	DODYK Ryan	NCI	Q
2	148	SPIES Jean	RSA	+0.054
3	116	TO Cheuk Hei	HKG	+0.199
4	60	de SCHRIJVER Runar	BEL	+0.246
5	131	LENDEL Vasilijus	LTU	+0.325
				200m Time: 10.219
				Average Speed km/h: 70.457
Heat 4				
1	153	BROWNE Kwesi	TTO	Q
2	146	SARNECKI Rafal	POL	+0.079
3	127	MORO Stefano	ITA	+0.118
4	129	CHUGAY Andrey	KAZ	+0.487
5	89	TOPINKA Dominik	CZE	REL
				200m Time: 10.122
				Average Speed km/h: 71.132
Heat 5				
1	105	CARLIN Jack	GBR	Q
2	103	VIGIER Sebastien	FRA	+0.017
3	150	TJON EN FA Jair	SUR	+0.036
4	85	QUINTERO CHAVARRO Kevin Santiago	COL	+0.089
5	113	FLEMMING Pete Collin	GER	+0.276
6	141	DOMINGUEZ LOPEZ Alexis	PAR	+2.522

Men's Keirin / Keirin hommes
First Round Repechage / Repêchage premier tour
Results / Résultats

Sat 13 Apr 2024 - Race distance: 6 laps

Rank	Race Number	Name	Team Code	Time Behind
				200m Time: 10.279
				Average Speed km/h: 70.046
Heat 6				
1	137	HOOGLAND Jeffrey	NED	Q
2	132	SAHROM Muhammad Ridwan	MAS	+0.034
3	152	KANG Shih Feng	TPE	+0.135
4	118	SZALONTAY Sandor	HUN	+0.225
5	70	HEDGCOCK James	CAN	+0.738
6	109	TURNBULL Hamish	GBR	+0.856

Progression rule:

The first rider in each heat qualify to 2nd Round.

No. 89 TOPINKA Dominik (CZE)

Has been relegated for irregular movement to prevent the opponent from passing.
 A été déclassé(e) pour manoeuvre illicite, faite pour empêcher son adversaire de passer.

Communiqué approved by the Secretary of the Commissaires Panel:

.....

LEGEND

Q Qualified **REL** Relegated

Men's Keirin / Keirin hommes
First Round Repechage / Repêchage premier tour
Start List / Liste de départ

Sat 13 Apr 2024 - Race distance: 6 laps

Race Number	Name	Team Code
Heat 1		
95	MORENO SANCHEZ Jose	ESP
101	LANDERNEAU Melvin	FRA
112	BOTTICHER Stefan	GER
117	YUNG Tsun Ho	HKG
145	RUDYK Mateusz	POL
Heat 2		
86	RAMIREZ MORALES Santiago	COL
108	TRUMAN Joseph	TIN
122	BIANCHI Matteo	ITA
130	PONOMARYOV Sergey	KAZ
136	VERDUGO OSUNA Edgar Ismael	MEX
Heat 3		
60	de SCHRIJVER Runar	BEL
66	DODYK Ryan	NCI
116	TO Cheuk Hei	HKG
131	LENDEL Vasilijus	LTU
148	SPIES Jean	RSA
Heat 4		
89	TOPINKA Dominik	CZE
127	MORO Stefano	ITA
129	CHUGAY Andrey	KAZ
146	SARNECKI Rafal	POL
153	BROWNE Kwesi	TTO
Heat 5		
85	QUINTERO CHAVARRO Kevin Santiago	COL
103	VIGIER Sebastien	FRA
105	CARLIN Jack	GBR
113	FLEMMING Pete Collin	GER
141	DOMINGUEZ LOPEZ Alexis	PAR
150	TJON EN FA Jair	SUR

Men's Keirin / Keirin hommes
First Round Repechage / Repêchage premier tour
Start List / Liste de départ

Sat 13 Apr 2024 - Race distance: 6 laps

Race Number	Name	Team Code
Heat 6		
70	HEDGCOCK James	CAN
109	TURNBULL Hamish	GBR
118	SZALONTAY Sandor	HUN
132	SAHROM Muhammad Ridwan	MAS
137	HOOGLAND Jeffrey	NED
152	KANG Shih Feng	TPE

Progression rule:

The first rider in each heat qualify to 2nd Round.

Communiqué approved by the Secretary of the Commissaires Panel:

.....

Men's Keirin / Keirin hommes
First Round / Premier tour
Results / Résultats

Sat 13 Apr 2024 - Race distance: 6 laps

Rank	Race Number	Name	Team Code	Time Behind
				200m Time: 10.201
				Average Speed km/h: 70.581
Heat 1				
1	75	WAMMES Nick	CAN	Q
2	112	BOTTICHER Stefan	GER	+0.100
3	130	PONOMARYOV Sergey	KAZ	+0.161
4	116	TO Cheuk Hei	HKG	+0.211
5	89	TOPINKA Dominik	CZE	+0.318
6	85	QUINTERO CHAVARRO Kevin Santiago	COL	+0.647
7	137	HOOGLAND Jeffrey	NED	+1.183
				200m Time: 9.815
				Average Speed km/h: 73.357
Heat 2				
1	138	LAVREYSEN Harrie	NED	Q
2	108	TRUMAN Joseph	TIN	+0.358
3	148	SPIES Jean	RSA	+0.436
4	146	SARNECKI Rafal	POL	+0.554
5	113	FLEMMING Pete Collin	GER	+0.566
6	70	HEDGCOCK James	CAN	+0.972
7	141	DOMINGUEZ LOPEZ Alexis	PAR	+1.431
				200m Time: 10.280
				Average Speed km/h: 70.039
Heat 3				
1	121	YAKOVLEV Mikhail	ISR	Q
2	66	DODYK Ryan	NCI	+0.052
3	153	BROWNE Kwesi	TTO	+0.175
4	150	TJON EN FA Jair	SUR	+0.201
5	118	SZALONTAY Sandor	HUN	+0.321
6	95	MORENO SANCHEZ Jose	ESP	+3.299
				200m Time: 9.720
				Average Speed km/h: 74.074
Heat 4				
1	154	PAUL Nicholas	TTO	Q
2	127	MORO Stefano	ITA	+0.408
3	105	CARLIN Jack	GBR	+0.461
4	132	SAHROM Muhammad Ridwan	MAS	+0.576
5	117	YUNG Tsun Ho	HKG	+1.157
6	136	VERDUGO OSUNA Edgar Ismael	MEX	+1.660

**Men's Keirin / Keirin hommes
First Round / Premier tour
Results / Résultats**

Sat 13 Apr 2024 - Race distance: 6 laps

Rank	Race Number	Name	Team Code	Time Behind
				200m Time: 9.973
				Average Speed km/h: 72.195
Heat 5				
1	151	ANGSUTHASAWIT Jai	THA	Q
2	103	VIGIER Sebastien	FRA	+0.018
3	152	KANG Shih Feng	TPE	+0.185
4	145	RUDYK Mateusz	POL	+0.424
5	122	BIANCHI Matteo	ITA	+0.750
6	60	de SCHRIJVER Runar	BEL	+0.774
				200m Time: 10.503
				Average Speed km/h: 68.552
Heat 6				
1	88	ČECHMAN Martin	CZE	Q
2	109	TURNBULL Hamish	GBR	+0.011
3	101	LANDERNEAU Melvin	FRA	+0.024
4	86	RAMIREZ MORALES Santiago	COL	+0.079
5	131	LENDEL Vasilijus	LTU	+0.285
6	129	CHUGAY Andrey	KAZ	+2.224

Progression rule:

The first rider in each heat qualify to the Second round, all other riders advance to the repechages.

Communiqué approved by the Secretary of the Commissaires Panel:

.....

LEGEND

Q Qualified

Men's Keirin / Keirin hommes
First Round / Premier tour
Start List / Liste de départ

Sat 13 Apr 2024 - Race distance: 6 laps

Race Number	Name	Team Code
Heat 1		
75	WAMMES Nick	CAN
85	QUINTERO CHAVARRO Kevin Santiago	COL
89	TOPINKA Dominik	CZE
112	BOTTICHER Stefan	GER
116	TO Cheuk Hei	HKG
130	PONOMARYOV Sergey	KAZ
137	HOGLAND Jeffrey	NED
Heat 2		
70	HEDGCOCK James	CAN
108	TRUMAN Joseph	TIN
113	FLEMMING Pete Collin	GER
138	LAVREYSEN Harrie	NED
141	DOMINGUEZ LOPEZ Alexis	PAR
146	SARNECKI Rafal	POL
148	SPIES Jean	RSA
Heat 3		
66	DODYK Ryan	NCI
95	MORENO SANCHEZ Jose	ESP
118	SZALONTAY Sandor	HUN
121	YAKOVLEV Mikhail	ISR
150	TJON EN FA Jair	SUR
153	BROWNE Kwesi	TTO
Heat 4		
105	CARLIN Jack	GBR
117	YUNG Tsun Ho	HKG
127	MORO Stefano	ITA
132	SAHROM Muhammad Ridwan	MAS
136	VERDUGO OSUNA Edgar Ismael	MEX
154	PAUL Nicholas	TTO
Heat 5		
60	de SCHRIJVER Runar	BEL
103	VIGIER Sebastien	FRA
122	BIANCHI Matteo	ITA
145	RUDYK Mateusz	POL
151	ANGSUTHASAWIT Jai	THA
152	KANG Shih Feng	TPE

**Men's Keirin / Keirin hommes
First Round / Premier tour
Start List / Liste de départ**

Sat 13 Apr 2024 - Race distance: 6 laps

Race Number	Name	Team Code
Heat 6		
86	RAMIREZ MORALES Santiago	COL
88	ČECHMAN Martin	CZE
101	LANDERNEAU Melvin	FRA
109	TURNBULL Hamish	GBR
129	CHUGAY Andrey	KAZ
131	LENDEL Vasilijus	LTU

Progression rule:

The first rider in each heat qualify to the Second round, all other riders advance to the repechages.

Communiqué approved by the Secretary of the Commissaires Panel:

.....

Men's Team Pursuit / Poursuite par équipe hommes

Nations Cup Standings / Classement coupe des nations

As of FRI 12 APR 2024

Event No 1	Adelaide (AUS)	2 - 4 February 2024
Event No 2	Hong Kong,China (HKG)	15 - 17 March 2024
Event No 3	Milton (CAN)	12 - 14 April 2024

Rank	Name	Team Code	Event No 1	Event No 2	Event No 3	Total Points
1	Great Britain	GBR	1600.0	1040.0	1600.0	4240.0
2	Japan	JPN	1120.0	1440.0	1200.0	3760.0
3	Italy	ITA	1280.0	960.0	1120.0	3360.0
4	Belgium	BEL	880.0	720.0	1440.0	3040.0
5	Australia A	AUS	1440.0	1200.0		2640.0
6	New Zealand	NZL	1200.0	1280.0		2480.0
7	France	FRA		880.0	1280.0	2160.0
8	Germany	GER	960.0	1120.0		2080.0
9	Canada	CAN	1040.0		960.0	2000.0
10	United States	USA	800.0		1040.0	1840.0
11	China	CHN		800.0	880.0	1680.0
12	Denmark	DEN		1600.0		1600.0
13	Spain	ESP			800.0	800.0
14	Poland	POL			720.0	720.0
15	Indonesia	INA			656.0	656.0
16	Ukraine	UKR		656.0		656.0

Men's Team Pursuit / Poursuite par équipe hommes

Final Classification / Classement final

Fri 12 Apr 2024

World Record	3:42.032	ITA - Italy	Tokyo (JPN)	3 AUG 2021
--------------	----------	-------------	-------------	------------

Rank	Team / Name	1000m	2000m 1000-2000	3000m 2000-3000	Time 3000-4000	Average Speed km/h
For Gold						
GOLD	1 GBR - Great Britain	1:02.452	1:57.787	2:52.621		
	20 HAYTER Ethan Edward		55.335	54.834		
	104 BIGHAM Daniel					
	110 VERNON Ethan (X)					
	111 WOOD Oliver					
	107 TANFIELD Charlie (R)					
SILVER	2 BEL - Belgium	1:04.101	2:00.710		OVL	
	5 DENS Tuur		56.609			
	59 BERNARD Thibaut					
	63 van GUCHT Yoran (X)					
	64 VANDENBRANDEN Noah					
	61 de VYLDER Lindsay (R)					
For Bronze						
BRONZE	3 FRA - France	1:02.771	1:57.989	2:53.063		
	18 BOUDAT Thomas		55.218	55.074		
	98 DENIS Thomas (X)					
	99 ERMENAULT Corentin					
	102 TABELLION Valentin					
	19 THOMAS Benjamin (R)					
	4 JPN - Japan	1:04.820	2:01.181	2:59.361	OVL	
	6 HASHIMOTO Eiya		56.361	58.180		
	7 KOJIMA Naoki					
	31 IMAMURA Shunsuke (X)					
	32 KUBOKI Kazushige					
Placed after First Round						
	5 ITA - Italy					
	29 LAMON Francesco					
	123 BOSCARO Davide					
	124 GIAIMI Luca					
	126 MORO Manlio					
	6 USA - United States					
	48 KOONTZ Grant					
	155 DOMONOSKE David					
	156 JOHNSON Anders					
	157 MOORE Viggo					
	7 CAN - Canada A					
	8 BIBIC Dylan					
	9 GUILLEMETTE Mathias					
	68 FOLEY Michael					
	71 MATTERN Carson					
	73 RICHARDSON Sean (R)					

Men's Team Pursuit / Poursuite par équipe hommes

Final Classification / Classement final

Fri 12 Apr 2024

Rank	Team / Name	1000m	2000m 1000-2000	3000m 2000-3000	Time 3000-4000	Average Speed km/h
8	CHN - China					
	10 YANG Yang					
	77 FU Enqi					
	81 PEI Zhengyu					
	82 ZHANG Haiao					
<i>Did not qualify for First Round</i>						
9	CAN - Canada B					
	51 FITZMAURICE Cameron					
	67 ERNST Chris					
	69 FRASER-MARAUN Daniel					
	72 PARRISH Campbell					
10	ESP - Spain					
	17 MARTORELL HAGA Erik					
	92 BENNASSAR ROSSELLO Joan Marti					
	93 GARAIAR PIKABEA Benat					
	96 NAVAS MARCHAL Alvaro					
11	POL - Poland					
	37 MAJEWSKI Kacper					
	38 WOZNIAK Adam					
	143 LATKOWSKI Dawid					
	147 WALINIAK Konrad					
12	INA - Indonesia					
	27 van AERT Bernard Benyamin					
	56 KUSUMA Terry Yudha					
	119 OETOMO Yosandy Darmawan					
	120 ROYAN Muhammad Andy					

Communiqué approved by the Secretary of the Commissaires Panel:

LEGEND
OVL Overlapped R Replaced X Rider pulled out before the finish

12-14 April 2024

Men's Team Pursuit / Poursuite par équipe hommes
Finals / Finales
Race Analysis / Analyse de la course

For Gold

GBR - Great Britain				Lap	BEL - Belgium			
Distance	Time	Rank	Lap Time		Distance	Time	Rank	Lap Time
125m	13.239	1			125m	13.675	2	
250m	20.737	1	20.737	1	250m	21.586	2	21.586
375m	27.677	1			375m	28.953	2	
500m	34.565	1	13.828	2	500m	36.038	2	14.452
625m	41.458	1			625m	43.178	2	
750m	48.428	1	13.863	3	750m	50.091	2	14.053
875m	55.384	1			875m	57.028	2	
1000m	1:02.452	1	14.024	4	1000m	1:04.101	2	14.010
1125m	1:09.385	1			1125m	1:11.045	2	
1250m	1:16.326	1	13.874	5	1250m	1:18.064	2	13.963
1375m	1:23.313	1			1375m	1:25.147	2	
1500m	1:30.191	1	13.865	6	1500m	1:32.346	2	14.282
1625m	1:37.070	1			1625m	1:39.361	2	
1750m	1:43.953	1	13.762	7	1750m	1:46.342	2	13.996
1875m	1:50.833	1			1875m	1:53.556	2	
2000m	1:57.787	1	13.834	8	2000m	2:00.710	2	14.368
2125m	2:04.547	1			2125m	2:08.176	2	
2250m	2:11.281	1	13.494	9	2250m	2:15.526	2	14.816
2375m	2:17.960	1			2375m	2:23.091	2	
2500m	2:24.825	1	13.544	10	2500m	2:30.508	2	14.982
2625m	2:31.570	1			2625m	2:38.343	2	
2750m	2:38.568	1	13.743	11	2750m	OVL		
2875m	2:45.603	1			2875m			
3000m	2:52.621	1	14.053	12	3000m			
3125m	2:59.568	1			3125m			
3250m	3:07.909	1	15.288	13	3250m			
3375m					3375m			
3500m				14	3500m			
3625m					3625m			
3750m				15	3750m			
3875m					3875m			
4000m				16	4000m			

12-14 April 2024

Men's Team Pursuit / Poursuite par équipe hommes
Finals / Finales
Race Analysis / Analyse de la course

For Bronze

FRA - France				Lap	JPN - Japan			
Distance	Time	Rank	Lap Time		Distance	Time	Rank	Lap Time
125m	13.477	3			125m	13.670	4	
250m	21.153	3	21.153	1	250m	21.619	4	21.619
375m	28.189	3			375m	28.948	4	
500m	35.033	3	13.880	2	500m	36.090	4	14.471
625m	41.909	3			625m	43.245	4	
750m	48.939	3	13.906	3	750m	50.412	4	14.322
875m	55.884	3			875m	57.572	4	
1000m	1:02.771	3	13.832	4	1000m	1:04.820	4	14.408
1125m	1:09.725	3			1125m	1:11.865	4	
1250m	1:16.577	3	13.806	5	1250m	1:18.875	4	14.055
1375m	1:23.417	3			1375m	1:25.920	4	
1500m	1:30.294	3	13.717	6	1500m	1:33.069	4	14.194
1625m	1:37.311	3			1625m	1:40.085	4	
1750m	1:44.205	3	13.911	7	1750m	1:47.080	4	14.011
1875m	1:51.096	3			1875m	1:54.046	4	
2000m	1:57.989	3	13.784	8	2000m	2:01.181	4	14.101
2125m	2:04.958	3			2125m	2:08.336	4	
2250m	2:11.820	3	13.831	9	2250m	2:15.754	4	14.573
2375m	2:18.677	3			2375m	2:23.062	4	
2500m	2:25.683	3	13.863	10	2500m	2:30.380	4	14.626
2625m	2:32.503	3			2625m	2:37.639	4	
2750m	2:39.274	3	13.591	11	2750m	2:44.909	4	14.529
2875m	2:46.168	3			2875m	2:52.253	4	
3000m	2:53.063	3	13.789	12	3000m	2:59.361	4	14.452
3125m	2:59.952	3			3125m	3:06.377	4	
3250m	3:06.855	3	13.792	13	3250m	3:13.361	4	14.000
3375m	3:13.866	3			3375m	3:20.649	4	
3500m	3:20.916	3	14.061	14	3500m	OVL		
3625m	3:29.787	3			3625m			
3750m				15	3750m			
3875m					3875m			
4000m				16	4000m			

Communiqué approved by the Secretary of the Commissaires Panel:

LEGEND

OVL Overlapped

Men's Team Pursuit / Poursuite par équipe hommes
Finals / Finales
Start List / Liste de départ

Fri 12 Apr 2024 - Race distance: 4km

World Record	3:42.032 ITA - Italy	Tokyo (JPN)	3 AUG 2021
---------------------	----------------------	-------------	------------

Heat	Race Number	Team / Name	Time
For Bronze		FRA - France	_____
		18 BOUDAT Thomas	
		98 DENIS Thomas	
		99 ERMENAUULT Corentin	
		102 TABELLION Valentin	
		JPN - Japan	_____
		6 HASHIMOTO Eiya	
		7 KOJIMA Naoki	
		31 IMAMURA Shunsuke	
		32 KUBOKI Kazushige	
For Gold		GBR - Great Britain	_____
		20 HAYTER Ethan Edward	
		104 BIGHAM Daniel	
		110 VERNON Ethan	
		111 WOOD Oliver	
		BEL - Belgium	_____
		5 DENS Tuur	
		59 BERNARD Thibaut	
		63 van GUCHT Yoran	
		64 VANDENBRANDEN Noah	

Communiqué approved by the Secretary of the Commissaires Panel:

.....

Note:

The composition of the teams may be subject to change up to 30 minutes before the start of the race.

Men's Team Pursuit / Poursuite par équipe hommes
First Round / Premier tour
Results / Résultats

Fri 12 Apr 2024 - Race distance: 4km

World Record	3:42.032 ITA - Italy	Tokyo (JPN)	3 AUG 2021
---------------------	----------------------	-------------	------------

Heat	Rank	Team / Name	1000m	2000m 1000-2000	3000m 2000-3000	Time 3000-4000	Average Speed km/h	
1	1	ITA - Italy	1:03.535	1:59.588	2:55.904	3:53.696	61.619	
		29 LAMON Francesco		56.053	56.316	57.792		
								(X)
2	1	CHN - China	1:04.020	2:00.118	2:57.931	4:00.894	59.777	
		10 YANG Yang		56.098	57.813	1:02.963		
								(X)
2	1	JPN - Japan	1:04.111	2:00.452	2:57.574	3:52.268	61.997	QB
		6 HASHIMOTO Eiya		56.341	57.122	54.694		
								(X)
2	2	USA - United States	1:04.198	2:00.743	2:58.147	3:55.708	61.093	
		48 KOONTZ Grant		56.545	57.404	57.561		
								(X)
3	1	BEL - Belgium	1:02.958	1:58.558	2:53.936	3:51.194	62.285	QG
		5 DENS Tuur		55.600	55.378	57.258		
								(X)
2	2	CAN - Canada A	1:02.715	1:58.149	2:54.353	3:56.174	60.972	
		8 BIBIC Dylan		55.434	56.204	1:01.821		
								(X)

**Men's Team Pursuit / Poursuite par équipe hommes
First Round / Premier tour
Results / Résultats**

Fri 12 Apr 2024 - Race distance: 4km

Heat	Rank	Team / Name	1000m	2000m 1000-2000	3000m 2000-3000	Time 3000-4000	Average Speed km/h	
4	1	GBR - Great Britain	1:02.187	1:56.771	2:51.358	3:46.038	63.706	QG
		20 HAYTER Ethan Edward		54.584	54.587	54.680		
		104 BIGHAM Daniel						
		107 TANFIELD Charlie						
		111 WOOD Oliver						(X)
	2	FRA - France	1:02.504	1:57.372	2:52.417	3:49.455	62.757	QB
		18 BOUDAT Thomas		54.868	55.045	57.038		(X)
		19 THOMAS Benjamin						
		99 ERMENAULT Corentin						
		102 TABELLION Valentin						

Progression rule:

The winners of heats 3 and 4 in the First round ride the final for the gold and silver medals.
The remaining six teams will be ranked by their times in the First round and will be paired as follows:
The two fastest teams ride the final for the bronze medal.

Communiqué approved by the Secretary of the Commissaires Panel:

LEGEND

QB Qualified for Bronze **QG** Qualified for Gold **X** Rider pulled out before the finish

12-14 April 2024

Men's Team Pursuit / Poursuite par équipe hommes
First Round / Premier tour
Race Analysis / Analyse de la course

Heat 1

ITA - Italy				Lap	CHN - China			
Distance	Time	Rank	Lap Time		Distance	Time	Rank	Lap Time
125m	13.690	1			125m	14.166	2	
250m	21.466	1	21.466	1	250m	21.688	2	21.688
375m	28.602	1			375m	28.790	2	
500m	35.514	1	14.048	2	500m	35.827	2	14.139
625m	42.550	1			625m	42.901	2	
750m	49.614	1	14.100	3	750m	49.929	2	14.102
875m	56.580	1			875m	56.894	2	
1000m	1:03.535	1	13.921	4	1000m	1:04.020	2	14.091
1125m	1:10.637	1			1125m	1:10.945	2	
1250m	1:17.618	1	14.083	5	1250m	1:17.877	2	13.857
1375m	1:24.568	1			1375m	1:24.877	2	
1500m	1:31.536	1	13.918	6	1500m	1:31.894	2	14.017
1625m	1:38.622	1			1625m	1:38.867	2	
1750m	1:45.615	1	14.079	7	1750m	1:45.872	2	13.978
1875m	1:52.597	1			1875m	1:52.930	2	
2000m	1:59.588	1	13.973	8	2000m	2:00.118	2	14.246
2125m	2:06.712	1			2125m	2:07.118	2	
2250m	2:13.650	1	14.062	9	2250m	2:14.151	2	14.033
2375m	2:20.691	1			2375m	2:21.112	2	
2500m	2:27.601	1	13.951	10	2500m	2:28.254	2	14.103
2625m	2:34.556	1			2625m	2:35.471	2	
2750m	2:41.552	1	13.951	11	2750m	2:42.878	2	14.624
2875m	2:48.721	1			2875m	2:50.499	2	
3000m	2:55.904	1	14.352	12	3000m	2:57.931	2	15.053
3125m	3:03.221	1			3125m	3:05.368	2	
3250m	3:10.436	1	14.532	13	3250m	3:12.974	2	15.043
3375m	3:17.732	1			3375m	3:20.407	2	
3500m	3:25.233	1	14.797	14	3500m	3:28.255	2	15.281
3625m	3:32.428	1			3625m	3:36.305	2	
3750m	3:39.508	1	14.275	15	3750m	3:44.403	2	16.148
3875m	3:46.547	1			3875m	3:52.597	2	
4000m	3:53.696	1	14.188	16	4000m	4:00.894	2	16.491

12-14 April 2024

Men's Team Pursuit / Poursuite par équipe hommes
First Round / Premier tour
Race Analysis / Analyse de la course

Heat 2

JPN - Japan				Lap	USA - United States			
Distance	Time	Rank	Lap Time		Distance	Time	Rank	Lap Time
125m	13.634	1			125m	13.638	2	
250m	21.575	1	21.575	1	250m	21.582	2	21.582
375m	28.884	1			375m	28.906	2	
500m	35.911	1	14.336	2	500m	36.017	2	14.435
625m	43.006	1			625m	43.035	2	
750m	50.025	1	14.114	3	750m	50.106	2	14.089
875m	57.036	1			875m	57.129	2	
1000m	1:04.111	1	14.086	4	1000m	1:04.198	2	14.092
1125m	1:11.059	1			1125m	1:11.315	2	
1250m	1:18.024	1	13.913	5	1250m	1:18.322	2	14.124
1375m	1:25.063	1			1375m	1:25.336	2	
1500m	1:32.187	1	14.163	6	1500m	1:32.476	2	14.154
1625m	1:39.164	1			1625m	1:39.511	2	
1750m	1:46.210	1	14.023	7	1750m	1:46.536	2	14.060
1875m	1:53.274	1			1875m	1:53.595	2	
2000m	2:00.452	1	14.242	8	2000m	2:00.743	2	14.207
2125m	2:07.568	1			2125m	2:07.951	2	
2250m	2:14.827	1	14.375	9	2250m	2:15.094	2	14.351
2375m	2:21.926	1			2375m	2:22.246	2	
2500m	2:29.028	1	14.201	10	2500m	2:29.413	2	14.319
2625m	2:36.286	1			2625m	2:36.669	2	
2750m	2:43.299	1	14.271	11	2750m	2:43.823	2	14.410
2875m	2:50.424	1			2875m	2:50.956	2	
3000m	2:57.574	1	14.275	12	3000m	2:58.147	2	14.324
3125m	3:04.437	1			3125m	3:05.520	2	
3250m	3:11.184	1	13.610	13	3250m	3:12.695	2	14.548
3375m	3:17.966	1			3375m	3:19.881	2	
3500m	3:24.746	1	13.562	14	3500m	3:26.959	2	14.264
3625m	3:31.617	1			3625m	3:34.097	2	
3750m	3:38.466	1	13.720	15	3750m	3:41.261	2	14.302
3875m	3:45.364	1			3875m	3:48.475	2	
4000m	3:52.268	1	13.802	16	4000m	3:55.708	2	14.447

12-14 April 2024

Men's Team Pursuit / Poursuite par équipe hommes
First Round / Premier tour
Race Analysis / Analyse de la course

Heat 3

CAN - Canada A				Lap	BEL - Belgium			
Distance	Time	Rank	Lap Time		Distance	Time	Rank	Lap Time
125m	13.484	2			125m	13.390	1	
250m	21.365	2	21.365	1	250m	21.055	1	21.055
375m	28.464	2			375m	28.161	1	
500m	35.287	2	13.922	2	500m	35.192	1	14.137
625m	42.117	2			625m	42.040	1	
750m	48.911	1	13.624	3	750m	48.938	2	13.746
875m	55.778	1			875m	55.878	2	
1000m	1:02.715	1	13.804	4	1000m	1:02.958	2	14.020
1125m	1:09.790	1			1125m	1:09.900	2	
1250m	1:16.691	1	13.976	5	1250m	1:16.780	2	13.822
1375m	1:23.565	1			1375m	1:23.633	2	
1500m	1:30.424	1	13.733	6	1500m	1:30.611	2	13.831
1625m	1:37.290	1			1625m	1:37.512	2	
1750m	1:44.320	1	13.896	7	1750m	1:44.453	2	13.842
1875m	1:51.238	1			1875m	1:51.478	2	
2000m	1:58.149	1	13.829	8	2000m	1:58.558	2	14.105
2125m	2:05.027	1			2125m	2:05.457	2	
2250m	2:11.943	1	13.794	9	2250m	2:12.302	2	13.744
2375m	2:18.922	1			2375m	2:19.195	2	
2500m	2:26.076	1	14.133	10	2500m	2:26.236	2	13.934
2625m	2:33.013	1			2625m	2:33.087	2	
2750m	2:40.121	2	14.045	11	2750m	2:39.938	1	13.702
2875m	2:47.153	2			2875m	2:46.983	1	
3000m	2:54.353	2	14.232	12	3000m	2:53.936	1	13.998
3125m	3:01.855	2			3125m	3:00.934	1	
3250m	3:09.294	2	14.941	13	3250m	3:08.119	1	14.183
3375m	3:16.808	2			3375m	3:15.169	1	
3500m	3:24.475	2	15.181	14	3500m	3:22.251	1	14.132
3625m	3:32.340	2			3625m	3:29.438	1	
3750m	3:40.388	2	15.913	15	3750m	3:36.807	1	14.556
3875m	3:48.289	2			3875m	3:43.965	1	
4000m	3:56.174	2	15.786	16	4000m	3:51.194	1	14.387

12-14 April 2024

Men's Team Pursuit / Poursuite par équipe hommes
First Round / Premier tour
Race Analysis / Analyse de la course

Heat 4

GBR - Great Britain				Lap	FRA - France			
Distance	Time	Rank	Lap Time		Distance	Time	Rank	Lap Time
125m	13.284	1			125m	13.579	2	
250m	20.909	1	20.909	1	250m	21.303	2	21.303
375m	27.962	1			375m	28.383	2	
500m	34.863	1	13.954	2	500m	35.217	2	13.914
625m	41.662	1			625m	42.011	2	
750m	48.558	1	13.695	3	750m	48.927	2	13.710
875m	55.331	1			875m	55.674	2	
1000m	1:02.187	1	13.629	4	1000m	1:02.504	2	13.577
1125m	1:08.984	1			1125m	1:09.383	2	
1250m	1:15.783	1	13.596	5	1250m	1:16.143	2	13.639
1375m	1:22.641	1			1375m	1:22.916	2	
1500m	1:29.581	1	13.798	6	1500m	1:29.693	2	13.550
1625m	1:36.397	1			1625m	1:36.659	2	
1750m	1:43.164	1	13.583	7	1750m	1:43.541	2	13.848
1875m	1:49.985	1			1875m	1:50.441	2	
2000m	1:56.771	1	13.607	8	2000m	1:57.372	2	13.831
2125m	2:03.673	1			2125m	2:04.429	2	
2250m	2:10.522	1	13.751	9	2250m	2:11.263	2	13.891
2375m	2:17.276	1			2375m	2:18.212	2	
2500m	2:24.074	1	13.552	10	2500m	2:25.069	2	13.806
2625m	2:30.974	1			2625m	2:31.897	2	
2750m	2:37.738	1	13.664	11	2750m	2:38.802	2	13.733
2875m	2:44.596	1			2875m	2:45.583	2	
3000m	2:51.358	1	13.620	12	3000m	2:52.417	2	13.615
3125m	2:58.187	1			3125m	2:59.278	2	
3250m	3:04.994	1	13.636	13	3250m	3:06.197	2	13.780
3375m	3:11.884	1			3375m	3:13.178	2	
3500m	3:18.635	1	13.641	14	3500m	3:20.183	2	13.986
3625m	3:25.415	1			3625m	3:27.279	2	
3750m	3:32.219	1	13.584	15	3750m	3:34.589	2	14.406
3875m	3:39.108	1			3875m	3:41.946	2	
4000m	3:46.038	1	13.819	16	4000m	3:49.455	2	14.866

Communiqué approved by the Secretary of the Commissaires Panel:

Men's Team Pursuit / Poursuite par équipe hommes
First Round / Premier tour
Start List / Liste de départ

Fri 12 Apr 2024 - Race distance: 4km

World Record	3:42.032 ITA - Italy	Tokyo (JPN)	3 AUG 2021
---------------------	----------------------	-------------	------------

Heat	Race Number	Team / Name	Time
1		ITA - Italy	_____
	29	LAMON Francesco	
	123	BOSCARO Davide	
	124	GIAIMI Luca	
	126	MORO Manlio	
		CHN - China	_____
	10	YANG Yang	
	77	FU Enqi	
	81	PEI Zhengyu	
	82	ZHANG Haiao	
2		JPN - Japan	_____
	6	HASHIMOTO Eiya	
	7	KOJIMA Naoki	
	31	IMAMURA Shunsuke	
	32	KUBOKI Kazushige	
		USA - United States	_____
	48	KOONTZ Grant	
155	DOMONOSKE David		
156	JOHNSON Anders		
157	MOORE Viggo		
3		CAN - Canada A	_____
	8	BIBIC Dylan	
	9	GUILLEMETTE Mathias	
	68	FOLEY Michael	
	71	MATTERN Carson	
		BEL - Belgium	_____
	5	DENS Tuur	
	59	BERNARD Thibaut	
	61	de VYLDER Lindsay	
	64	VANDENBRANDEN Noah	

Men's Team Pursuit / Poursuite par équipe hommes
First Round / Premier tour
Start List / Liste de départ

Fri 12 Apr 2024 - Race distance: 4km

Heat	Race Number	Team / Name	Time
4		GBR - Great Britain	
	20	HAYTER Ethan Edward	
	104	BIGHAM Daniel	
	107	TANFIELD Charlie	
	111	WOOD Oliver	
		FRA - France	
	18	BOUDAT Thomas	
	19	THOMAS Benjamin	
	99	ERMENAULT Corentin	
	102	TABELLION Valentin	

Progression rule:

The winners of heats 3 and 4 in the First round ride the final for the gold and silver medals.
 The remaining six teams will be ranked by their times in the First round and will be paired as follows:
 The two fastest teams ride the final for the bronze medal.

Communiqué approved by the Secretary of the Commissaires Panel:

.....

Note:

The composition of the teams may be subject to change up to 30 minutes before the start of the race.

Men's Team Pursuit / Poursuite par équipe hommes Qualifying / Qualifications Results / Résultats

Fri 12 Apr 2024 - Race distance: 4km

World Record	3:42.032 ITA - Italy	Tokyo (JPN)	3 AUG 2021
--------------	----------------------	-------------	------------

Rank	Team / Name	1000m	2000m 1000-2000	3000m 2000-3000	Time 3000-4000	Average Speed km/h	
1	GBR - Great Britain	1:01.928 (1)	1:57.047 (2)	2:52.398 (1)	3:47.097	63.409	Q
	20 HAYTER Ethan Edward		55.119 (2)	55.351 (1)	54.699 (1)		
	104 BIGHAM Daniel						
	107 TANFIELD Charlie						
	110 VERNON Ethan (X)						
2	CAN - Canada A	1:02.583 (3)	1:58.270 (3)	2:54.813 (3)	3:51.157	62.295	Q
	9 GUILLEMETTE Mathias		55.687 (3)	56.543 (4)	56.344 (4)		
	68 FOLEY Michael						
	71 MATTERN Carson						
	73 RICHARDSON Sean (X)						
3	BEL - Belgium	1:03.204 (5)	1:59.266 (4)	2:55.480 (4)	3:51.442	62.219	Q
	5 DENS Tuur		56.062 (5)	56.214 (2)	55.962 (3)		
	59 BERNARD Thibaut (X)						
	61 de VYLLDER Lindsay						
	64 VANDENBRANDEN Noah						
4	FRA - France	1:02.047 (2)	1:56.299 (1)	2:52.782 (2)	3:52.259	62.000	Q
	18 BOUDAT Thomas		54.252 (1)	56.483 (3)	59.477 (10)		
	19 THOMAS Benjamin						
	98 DENIS Thomas (X)						
	102 TABELLION Valentin						
5	JPN - Japan	1:04.544 (9)	2:00.531 (7)	2:58.939 (8)	3:54.013	61.535	Q
	6 HASHIMOTO Eiya		55.987 (4)	58.408 (10)	55.074 (2)		
	7 KOJIMA Naoki						
	31 IMAMURA Shunsuke (X)						
	32 KUBOKI Kazushige						
6	ITA - Italy	1:02.954 (4)	1:59.416 (5)	2:56.210 (5)	3:54.245	61.474	Q
	29 LAMON Francesco		56.462 (6)	56.794 (5)	58.035 (7)		
	123 BOSCARO Davide (X)						
	124 GIAIMI Luca						
	126 MORO Manlio						
7	CHN - China	1:03.758 (6)	2:00.765 (8)	2:58.235 (6)	3:56.777	60.817	Q
	10 YANG Yang		57.007 (8)	57.470 (6)	58.542 (8)		
	77 FU Enqi (X)						
	81 PEI Zhengyu						
	82 ZHANG Haiao						
8	USA - United States	1:04.142 (8)	2:01.396 (9)	2:58.970 (9)	3:56.827	60.804	Q
	48 KOONTZ Grant		57.254 (9)	57.574 (7)	57.857 (6)		
	155 DOMONOSKE David (X)						
	156 JOHNSON Anders						
	157 MOORE Viggo						
9	CAN - Canada B	1:03.913 (7)	2:00.514 (6)	2:58.237 (7)	3:56.869	60.793	
	51 FITZMAURICE Cameron		56.601 (7)	57.723 (8)	58.632 (9)		
	67 ERNST Chris						
	69 FRASER-MARAUN Daniel						
	72 PARRISH Campbell						

Men's Team Pursuit / Poursuite par équipe hommes Qualifying / Qualifications Results / Résultats

Fri 12 Apr 2024 - Race distance: 4km

Rank	Team / Name	1000m	2000m 1000-2000	3000m 2000-3000	Time 3000-4000	Average Speed km/h
10	ESP - Spain	1:05.205 (10)	2:02.999 (10)	3:01.059 (10)	3:58.773	60.308
	17 MARTORELL HAGA Erik		57.794 (10)	58.060 (9)	57.714 (5)	
	92 BENNASSAR ROSSELLO Joan Marti					
	93 GARAIAR PIKABEA Benat (X)					
11	POL - Poland	1:05.364 (11)	2:03.655 (11)	3:03.261 (11)	4:05.344	58.693
	37 MAJEWSKI Kacper		58.291 (11)	59.606 (11)	1:02.083 (11)	
	38 WOZNIAK Adam					
	143 LATKOWSKI Dawid (X)					
12	INA - Indonesia	1:06.710 (12)	2:06.331 (12)	3:06.782 (12)	4:08.889	57.857
	27 van AERT Bernard Benyamin		59.621 (12)	1:00.451 (12)	1:02.107 (12)	
	56 KUSUMA Terry Yudha (X)					
	119 OETOMO Yosandy Darmawan					
120 ROYAN Muhammad Andy						

Progression rule:

The eight fastest teams will qualify and be matched in the First Round as follows:

The 6th fastest team against the 7th fastest team.

The 5th fastest team against the 8th fastest team.

The 2nd fastest team against the 3rd fastest team.

The fastest team against the 4th fastest team.

Communiqué approved by the Secretary of the Commissaires Panel:

LEGEND

Q Qualified **X** Rider pulled out before the finish

12-14 April 2024

Men's Team Pursuit / Poursuite par équipe hommes
Qualifying / Qualifications
Race Analysis / Analyse de la course

Heat 1				Heat 2				
Distance	INA - Indonesia		Lap Time	Lap	Distance	POL - Poland		Lap Time
	Time	Rank				Time	Rank	
125m	14.307	12			125m	14.144	11	
250m	22.465	12	22.465	1	250m	22.279	11	22.279
375m	29.966	12			375m	29.699	11	
500m	37.153	12	14.688	2	500m	36.854	11	14.575
625m	44.487	12			625m	44.009	11	
750m	51.810	12	14.657	3	750m	51.099	11	14.245
875m	59.158	12			875m	58.221	11	
1000m	1:06.710	12	14.900	4	1000m	1:05.364	11	14.265
1125m	1:14.115	12			1125m	1:12.637	11	
1250m	1:21.568	12	14.858	5	1250m	1:19.878	11	14.514
1375m	1:29.086	12			1375m	1:27.154	11	
1500m	1:36.531	12	14.963	6	1500m	1:34.482	11	14.604
1625m	1:44.008	12			1625m	1:42.047	11	
1750m	1:51.576	12	15.045	7	1750m	1:49.292	11	14.810
1875m	1:58.966	12			1875m	1:56.518	11	
2000m	2:06.331	12	14.755	8	2000m	2:03.655	11	14.363
2125m	2:13.688	12			2125m	2:11.018	11	
2250m	2:21.249	12	14.918	9	2250m	2:18.191	11	14.536
2375m	2:28.794	12			2375m	2:25.450	11	
2500m	2:36.572	12	15.323	10	2500m	2:32.929	11	14.738
2625m	2:44.093	12			2625m	2:40.500	11	
2750m	2:51.622	12	15.050	11	2750m	2:48.012	11	15.083
2875m	2:59.295	12			2875m	2:55.632	11	
3000m	3:06.782	12	15.160	12	3000m	3:03.261	11	15.249
3125m	3:14.294	12			3125m	3:11.167	11	
3250m	3:21.751	12	14.969	13	3250m	3:18.713	11	15.452
3375m	3:29.263	12			3375m	3:26.270	11	
3500m	3:37.054	12	15.303	14	3500m	3:33.884	11	15.171
3625m	3:45.115	12			3625m	3:41.601	11	
3750m	3:53.038	12	15.984	15	3750m	3:49.452	11	15.568
3875m	4:00.879	12			3875m	3:57.314	11	
4000m	4:08.889	12	15.851	16	4000m	4:05.344	11	15.892

12-14 April 2024

Men's Team Pursuit / Poursuite par équipe hommes
Qualifying / Qualifications
Race Analysis / Analyse de la course

Heat 3				Heat 4				
Distance	CAN - Canada B		Lap Time	Lap	ESP - Spain			Lap Time
	Time	Rank			Time	Rank	Rank	
125m	13.521	6			125m	13.631	10	
250m	21.450	8	21.450	1	250m	21.645	10	21.645
375m	28.818	9			375m	29.048	10	
500m	35.869	8	14.419	2	500m	36.342	10	14.697
625m	42.838	7			625m	43.615	10	
750m	49.903	7	14.034	3	750m	50.909	10	14.567
875m	56.951	7			875m	58.092	10	
1000m	1:03.913	7	14.010	4	1000m	1:05.205	10	14.296
1125m	1:11.020	7			1125m	1:12.518	10	
1250m	1:17.962	7	14.049	5	1250m	1:19.693	10	14.488
1375m	1:24.986	6			1375m	1:26.881	10	
1500m	1:32.003	6	14.041	6	1500m	1:34.075	10	14.382
1625m	1:39.221	6			1625m	1:41.300	10	
1750m	1:46.242	6	14.239	7	1750m	1:48.669	10	14.594
1875m	1:53.390	6			1875m	1:55.838	10	
2000m	2:00.514	6	14.272	8	2000m	2:02.999	10	14.330
2125m	2:07.674	6			2125m	2:10.204	10	
2250m	2:14.956	6	14.442	9	2250m	2:17.500	10	14.501
2375m	2:22.084	6			2375m	2:24.959	10	
2500m	2:29.195	6	14.239	10	2500m	2:32.219	10	14.719
2625m	2:36.481	6			2625m	2:39.465	10	
2750m	2:43.715	6	14.520	11	2750m	2:46.564	10	14.345
2875m	2:50.892	6			2875m	2:53.812	10	
3000m	2:58.237	7	14.522	12	3000m	3:01.059	10	14.495
3125m	3:05.531	7			3125m	3:08.383	10	
3250m	3:12.998	7	14.761	13	3250m	3:15.786	10	14.727
3375m	3:20.203	8			3375m	3:22.956	10	
3500m	3:27.405	8	14.407	14	3500m	3:30.103	10	14.317
3625m	3:34.687	8			3625m	3:37.196	10	
3750m	3:41.998	8	14.593	15	3750m	3:44.330	10	14.227
3875m	3:49.417	8			3875m	3:51.473	10	
4000m	3:56.869	9	14.871	16	4000m	3:58.773	10	14.443

12-14 April 2024

Men's Team Pursuit / Poursuite par équipe hommes
Qualifying / Qualifications
Race Analysis / Analyse de la course

Heat 5				Heat 6				
Distance	BEL - Belgium		Lap Time	Lap	Distance	CHN - China		Lap Time
	Time	Rank				Time	Rank	
125m	13.286	2			125m	13.620	9	
250m	20.981	2	20.981	1	250m	21.232	5	21.232
375m	28.160	2			375m	28.272	5	
500m	35.270	5	14.289	2	500m	35.192	4	13.960
625m	42.237	6			625m	42.229	5	
750m	49.146	5	13.876	3	750m	49.363	6	14.171
875m	56.109	5			875m	56.537	6	
1000m	1:03.204	5	14.058	4	1000m	1:03.758	6	14.395
1125m	1:10.187	5			1125m	1:10.820	6	
1250m	1:17.080	4	13.876	5	1250m	1:17.909	6	14.151
1375m	1:24.072	4			1375m	1:25.052	7	
1500m	1:31.162	5	14.082	6	1500m	1:32.314	7	14.405
1625m	1:38.129	4			1625m	1:39.366	7	
1750m	1:45.137	4	13.975	7	1750m	1:46.416	7	14.102
1875m	1:52.164	4			1875m	1:53.517	8	
2000m	1:59.266	4	14.129	8	2000m	2:00.765	8	14.349
2125m	2:06.214	4			2125m	2:07.901	8	
2250m	2:13.186	4	13.920	9	2250m	2:15.188	8	14.423
2375m	2:20.211	4			2375m	2:22.262	7	
2500m	2:27.361	4	14.175	10	2500m	2:29.372	7	14.184
2625m	2:34.375	4			2625m	2:36.668	7	
2750m	2:41.296	4	13.935	11	2750m	2:43.758	7	14.386
2875m	2:48.286	4			2875m	2:50.893	7	
3000m	2:55.480	4	14.184	12	3000m	2:58.235	6	14.477
3125m	3:02.455	4			3125m	3:05.399	6	
3250m	3:09.494	4	14.014	13	3250m	3:12.550	6	14.315
3375m	3:16.723	4			3375m	3:19.713	6	
3500m	3:23.664	4	14.170	14	3500m	3:27.131	7	14.581
3625m	3:30.573	4			3625m	3:34.433	7	
3750m	3:37.474	4	13.810	15	3750m	3:41.694	7	14.563
3875m	3:44.426	3			3875m	3:49.227	7	
4000m	3:51.442	3	13.968	16	4000m	3:56.777	7	15.083

12-14 April 2024

Men's Team Pursuit / Poursuite par équipe hommes
Qualifying / Qualifications
Race Analysis / Analyse de la course

Heat 7				Heat 8				
Distance	GBR - Great Britain			Lap	Distance	USA - United States		
	Time	Rank	Lap Time			Time	Rank	Lap Time
125m	13.222	1			125m	13.523	7	
250m	20.682	1	20.682	1	250m	21.490	9	21.490
375m	27.765	1			375m	28.780	8	
500m	34.640	1	13.958	2	500m	35.887	9	14.397
625m	41.433	1			625m	42.890	8	
750m	48.297	1	13.657	3	750m	49.994	8	14.107
875m	55.063	1			875m	57.038	8	
1000m	1:01.928	1	13.631	4	1000m	1:04.142	8	14.148
1125m	1:08.738	1			1125m	1:11.377	8	
1250m	1:15.569	1	13.641	5	1250m	1:18.451	8	14.309
1375m	1:22.458	2			1375m	1:25.584	9	
1500m	1:29.393	2	13.824	6	1500m	1:32.741	9	14.290
1625m	1:36.274	2			1625m	1:40.044	9	
1750m	1:43.198	2	13.805	7	1750m	1:47.233	9	14.492
1875m	1:50.135	2			1875m	1:54.338	9	
2000m	1:57.047	2	13.849	8	2000m	2:01.396	9	14.163
2125m	2:04.074	2			2125m	2:08.546	9	
2250m	2:10.944	2	13.897	9	2250m	2:15.847	9	14.451
2375m	2:17.802	2			2375m	2:23.028	9	
2500m	2:24.721	2	13.777	10	2500m	2:30.200	9	14.353
2625m	2:31.797	2			2625m	2:37.374	9	
2750m	2:38.656	1	13.935	11	2750m	2:44.584	8	14.384
2875m	2:45.578	1			2875m	2:51.740	8	
3000m	2:52.398	1	13.742	12	3000m	2:58.970	9	14.386
3125m	2:59.199	1			3125m	3:06.294	9	
3250m	3:05.926	1	13.528	13	3250m	3:13.637	9	14.667
3375m	3:12.785	1			3375m	3:21.152	9	
3500m	3:19.558	1	13.632	14	3500m	3:28.362	9	14.725
3625m	3:26.362	1			3625m	3:35.501	9	
3750m	3:33.230	1	13.672	15	3750m	3:42.566	9	14.204
3875m	3:40.142	1			3875m	3:49.630	9	
4000m	3:47.097	1	13.867	16	4000m	3:56.827	8	14.261

12-14 April 2024

Men's Team Pursuit / Poursuite par équipe hommes
Qualifying / Qualifications
Race Analysis / Analyse de la course

Heat 9				Heat 10				
Distance	CAN - Canada A			Lap	Distance	FRA - France		
	Time	Rank	Lap Time			Time	Rank	Lap Time
125m	13.474	4			125m	13.526	8	
250m	21.277	6	21.277	1	250m	21.190	4	21.190
375m	28.416	6			375m	28.203	3	
500m	35.278	6	14.001	2	500m	34.953	2	13.763
625m	42.114	4			625m	41.675	2	
750m	48.921	4	13.643	3	750m	48.517	2	13.564
875m	55.753	3			875m	55.270	2	
1000m	1:02.583	3	13.662	4	1000m	1:02.047	2	13.530
1125m	1:09.578	3			1125m	1:08.902	2	
1250m	1:16.511	3	13.928	5	1250m	1:15.618	2	13.571
1375m	1:23.444	3			1375m	1:22.346	1	
1500m	1:30.355	3	13.844	6	1500m	1:29.069	1	13.451
1625m	1:37.291	3			1625m	1:35.987	1	
1750m	1:44.380	3	14.025	7	1750m	1:42.764	1	13.695
1875m	1:51.349	3			1875m	1:49.522	1	
2000m	1:58.270	3	13.890	8	2000m	1:56.299	1	13.535
2125m	2:05.239	3			2125m	2:03.256	1	
2250m	2:12.246	3	13.976	9	2250m	2:10.217	1	13.918
2375m	2:19.308	3			2375m	2:17.375	1	
2500m	2:26.524	3	14.278	10	2500m	2:24.619	1	14.402
2625m	2:33.555	3			2625m	2:31.675	1	
2750m	2:40.584	3	14.060	11	2750m	2:38.712	2	14.093
2875m	2:47.732	3			2875m	2:45.727	2	
3000m	2:54.813	3	14.229	12	3000m	2:52.782	2	14.070
3125m	3:02.027	3			3125m	3:00.096	2	
3250m	3:09.377	3	14.564	13	3250m	3:07.328	2	14.546
3375m	3:16.439	3			3375m	3:14.620	2	
3500m	3:23.397	3	14.020	14	3500m	3:21.980	2	14.652
3625m	3:30.356	3			3625m	3:29.541	2	
3750m	3:37.295	3	13.898	15	3750m	3:37.176	2	15.196
3875m	3:44.193	2			3875m	3:44.642	4	
4000m	3:51.157	2	13.862	16	4000m	3:52.259	4	15.083

12-14 April 2024

Men's Team Pursuit / Poursuite par équipe hommes
Qualifying / Qualifications
Race Analysis / Analyse de la course

Heat 11				Heat 12				
Distance	JPN - Japan		Lap Time	Lap	ITA - Italy			Lap Time
	Time	Rank			Distance	Time	Rank	
125m	13.498	5			125m	13.425	3	
250m	21.344	7	21.344	1	250m	21.138	3	21.138
375m	28.689	7			375m	28.231	4	
500m	35.814	7	14.470	2	500m	35.043	3	13.905
625m	43.035	9			625m	41.931	3	
750m	50.198	9	14.384	3	750m	48.869	3	13.826
875m	57.330	9			875m	55.923	4	
1000m	1:04.544	9	14.346	4	1000m	1:02.954	4	14.085
1125m	1:11.546	9			1125m	1:10.100	4	
1250m	1:18.506	9	13.962	5	1250m	1:17.130	5	14.176
1375m	1:25.455	8			1375m	1:24.122	5	
1500m	1:32.547	8	14.041	6	1500m	1:31.141	4	14.011
1625m	1:39.492	8			1625m	1:38.238	5	
1750m	1:46.428	8	13.881	7	1750m	1:45.253	5	14.112
1875m	1:53.393	7			1875m	1:52.330	5	
2000m	2:00.531	7	14.103	8	2000m	1:59.416	5	14.163
2125m	2:07.684	7			2125m	2:06.633	5	
2250m	2:14.963	7	14.432	9	2250m	2:13.565	5	14.149
2375m	2:22.502	8			2375m	2:20.635	5	
2500m	2:29.854	8	14.891	10	2500m	2:27.634	5	14.069
2625m	2:37.185	8			2625m	2:34.714	5	
2750m	2:44.584	8	14.730	11	2750m	2:42.002	5	14.368
2875m	2:51.787	9			2875m	2:49.125	5	
3000m	2:58.939	8	14.355	12	3000m	2:56.210	5	14.208
3125m	3:06.171	8			3125m	3:03.520	5	
3250m	3:13.071	8	14.132	13	3250m	3:10.622	5	14.412
3375m	3:19.846	7			3375m	3:17.844	5	
3500m	3:26.590	6	13.519	14	3500m	3:25.280	5	14.658
3625m	3:33.371	6			3625m	3:32.471	5	
3750m	3:40.220	6	13.630	15	3750m	3:39.656	5	14.376
3875m	3:47.055	6			3875m	3:46.821	5	
4000m	3:54.013	5	13.793	16	4000m	3:54.245	6	14.589

Communiqué approved by the Secretary of the Commissaires Panel:

Men's Team Pursuit / Poursuite par équipe hommes
Qualifying / Qualifications
Start List / Liste de départ

Fri 12 Apr 2024 - Race distance: 4km

World Record	3:42.032 ITA - Italy	Tokyo (JPN)	3 AUG 2021
---------------------	----------------------	-------------	------------

Heat	Race Number	Team / Name	Time
1		INA - Indonesia	_____
	27	van AERT Bernard Benyamin	
	56	KUSUMA Terry Yudha	
	119	OETOMO Yosandy Darmawan	
	120	ROYAN Muhammad Andy	
2		POL - Poland	_____
	37	MAJEWSKI Kacper	
	38	WOZNIAK Adam	
	143	LATKOWSKI Dawid	
	147	WALINIAK Konrad	
3		CAN - Canada B	_____
	51	FITZMAURICE Cameron	
	67	ERNST Chris	
	69	FRASER-MARAUN Daniel	
	72	PARRISH Campbell	
4		ESP - Spain	_____
	17	MARTORELL HAGA Erik	
	92	BENNASSAR ROSSELLO Joan Marti	
	93	GARAIAR PIKABEA Benat	
	96	NAVAS MARCHAL Alvaro	
5		BEL - Belgium	_____
	5	DENS Tuur	
	59	BERNARD Thibaut	
	61	de VYLDER Lindsay	
	64	VANDENBRANDEN Noah	
6		CHN - China	_____
	10	YANG Yang	
	77	FU Enqi	
	81	PEI Zhengyu	
	82	ZHANG Haiao	

Men's Team Pursuit / Poursuite par équipe hommes
Qualifying / Qualifications
Start List / Liste de départ

Fri 12 Apr 2024 - Race distance: 4km

Heat	Race Number	Team / Name	Time
7		GBR - Great Britain	_____
	20	HAYTER Ethan Edward	
	104	BIGHAM Daniel	
	107	TANFIELD Charlie	
	110	VERNON Ethan	
8		USA - United States	_____
	48	KOONTZ Grant	
	155	DOMONOSKE David	
	156	JOHNSON Anders	
	157	MOORE Viggo	
9		CAN - Canada A	_____
	9	GUILLEMETTE Mathias	
	68	FOLEY Michael	
	71	MATTERN Carson	
	73	RICHARDSON Sean	
10		FRA - France	_____
	18	BOUDAT Thomas	
	19	THOMAS Benjamin	
	98	DENIS Thomas	
	102	TABELLION Valentin	
11		JPN - Japan	_____
	6	HASHIMOTO Eiya	
	7	KOJIMA Naoki	
	31	IMAMURA Shunsuke	
	32	KUBOKI Kazushige	
12		ITA - Italy	_____
	29	LAMON Francesco	
	123	BOSCARO Davide	
	124	GIAIMI Luca	
	126	MORO Manlio	

Men's Team Pursuit / Poursuite par équipe hommes Qualifying / Qualifications Start List / Liste de départ

Fri 12 Apr 2024 - Race distance: 4km

Heat	Race Number	Team / Name	Time
------	-------------	-------------	------

Progression rule:

The eight fastest teams will qualify and be matched in the First Round as follows:
 The 6th fastest team against the 7th fastest team.
 The 5th fastest team against the 8th fastest team.
 The 2nd fastest team against the 3rd fastest team.
 The fastest team against the 4th fastest team.

Communiqué approved by the Secretary of the Commissaires Panel:

Note:

The composition of the teams may be subject to change up to 30 minutes before the start of the race.

Men's Omnium / Omnium hommes

Nations Cup Standings / Classement coupe des nations
As of SAT 13 APR 2024

Event No 1	Adelaide (AUS)	2 - 4 February 2024
Event No 2	Hong Kong,China (HKG)	15 - 17 March 2024
Event No 3	Milton (CAN)	12 - 14 April 2024

Rank	Name	Team Code	Event No 1	Event No 2	Event No 3	Total Points
1	BIBIC Dylan	CAN	800.0		600.0	1400.0
2	GATE Aaron Murray	NZL	600.0	800.0		1400.0
3	KUBOKI Kazushige	JPN	560.0		720.0	1280.0
4	WAFLE Tim	AUT	440.0	304.0	520.0	1264.0
5	LEITAO Iuri	POR		520.0	560.0	1080.0
6	VIVIANI Elia	ITA	720.0		192.0	912.0
7	HAYTER Ethan Edward	GBR			800.0	800.0
8	van AERT Bernard Benyamin	INA	232.0	192.0	328.0	752.0
9	KLUGE Roger	GER	520.0	208.0		728.0
10	NILSSON JULIEN Oscar	FRA		720.0		720.0
11	HASHIMOTO Eiya	JPN		440.0	280.0	720.0
12	THOMAS Benjamin	FRA			640.0	640.0
13	KOJIMA Naoki	BGT		640.0		640.0
14	de VYLDER Lindsay	BEL	640.0			640.0
15	MORA VEDRI Sebastian	ESP		600.0		600.0
16	ARANGO CARVAJAL J.E.	COL		232.0	360.0	592.0
17	HESTERS Jules	BEL		560.0		560.0
18	LANGE Colby	CWD	400.0	160.0		560.0
19	van SCHIP Jan Willem	NED			480.0	480.0
20	PERRETT William	GBR		480.0		480.0
21	TIDBALL William	TIN	480.0			480.0
22	KOONTZ Grant	USA			440.0	440.0
23	DENS Tuur	BEL			400.0	400.0
24	HANSEN Tobias	DEN		400.0		400.0
25	MARTINEZ MOROS Clever Jose	VEN	160.0	1.0	232.0	393.0
26	MOORE Peter	USA		360.0	1.0	361.0
27	IMAMURA Shunsuke	BGT	360.0			360.0
28	FRISLIE Graeme	AUS		328.0		328.0
29	WOOD Oliver	GBR	328.0			328.0
30	PENA SALAS Ricardo	MEX	128.0	176.0	1.0	305.0
31	TEUTENBERG Tim Torn	GER			304.0	304.0
32	BLEDDYN Oliver	AUS	304.0			304.0
33	DINMUKHAMEDOV Ramis	KAZ	112.0	1.0	176.0	289.0
34	LAMON Francesco	ITA		280.0		280.0
35	HOOVER Gavin	USA	280.0			280.0
36	VOGEL Alex	SUI			256.0	256.0
37	VITZTHUM Simon	SUI		256.0		256.0
38	BANASZEK Alan	POL	256.0			256.0
39	CRISTA Daniel	ROU	1.0	128.0	112.0	241.0
40	JOHANSSON Gustav	SWE	80.0	1.0	144.0	225.0
41	DRIJVER Bertold	HUN		96.0	128.0	224.0
42	MAJEWSKI Kacper	POL			208.0	208.0
43	VONEŠ Jan	CZE	208.0			208.0
44	MARTORELL HAGA Erik	ESP	192.0		1.0	193.0
45	ALMANSOORI Ahmed	UAE	96.0	1.0	80.0	177.0
46	NARCISO Diogo	POR	176.0			176.0
47	CAMPBELL Akil	TTO		1.0	160.0	161.0

Men's Omnium / Omnium hommes

Nations Cup Standings / Classement coupe des nations

As of SAT 13 APR 2024

Rank	Name	Team Code	Event No 1	Event No 2	Event No 3	Total Points
48	RUGOVAC Denis	CZE		144.0		144.0
49	THIEBAUD Valere	SUI	144.0			144.0
50	TSO Kai Kwong	HKG		112.0	1.0	113.0
51	CHALEL Yacine	ALG			96.0	96.0
52	HRYNIV Vitaliy	UKR		80.0		80.0
53	BAKR Mahmoud	EGY	1.0	1.0	1.0	3.0
54	SEKHON Harshveer	IND	1.0		1.0	2.0
55	NEMILOSTIVIJS George	LAT	1.0	1.0		2.0
56	YANG Yang	CHN		1.0	1.0	2.0
57	ROVDER Pavol	SVK		1.0	1.0	2.0
58	CHREN Martin	SVK	1.0			1.0
59	YOGEV Alon	ISR		1.0		1.0
60	CHU Tsun Wai	HKG	1.0			1.0
61	KŘENEK Adam	CZE			1.0	1.0
62	TCHAMBAZ Lotfi	ALG		1.0		1.0

Men's Omnium / Omnium hommes

Final Classification / Classement final

Rank	Race Number	Name	Team Code	Scratch Race 1/4	Tempo Race 2/4	Elimination Race 3/4	Sub Total Points	Points Race 6/4 (100 Laps - 25 Km)												Total Points		
								Sprint Points										Lap Points			Finish Order	
								1	2	3	4	5	6	7	8	9	10	+	-			
GOLD	20	HAYTER Ethan Edward	GBR	32 (5)	36 (3)	40 (1)	108 (1)	5	3					2			5		40		10	163
SILVER	32	KUBOKI Kazushige	JPN	38 (2)	32 (5)	38 (2)	108 (2)		5				2	3			2	10	20		1	150
BRONZE	19	THOMAS Benjamin	FRA	30 (6)	40 (1)	32 (5)	102 (3)		1			5	1	5			3	6	20		2	143
4	8	BIBIC Dylan	CAN	36 (3)	24 (9)	34 (4)	94 (4)	1					5				1		20		6	121
5	40	LEITAO Iuri	POR	1 (21)	38 (2)	26 (8)	65 (9)							1	5	1			40		11	112
6	4	WAFLEER Tim	AUT	24 (9)	34 (4)	28 (7)	86 (5)						3			2			20		17	111
7	36	van SCHIP Jan Willem	NED	28 (7)	20 (11)	36 (3)	84 (6)											4	20		3	108
8	48	KOONTZ Grant	USA	14 (14)	30 (6)	4 (19)	48 (14)								2				40		12	90
9	5	DENS Tuur	BEL	34 (4)	26 (8)	24 (9)	84 (7)				1										14	85
10	11	ARANGO CARVAJAL J.	COL	40 (1)	12 (15)	1 (21)	53 (12)									5			20		9	78
11	27	van AERT Bernard Benyamin	INA	16 (13)	22 (10)	14 (14)	52 (13)									3			20		21	75
12	23	TEUTENBERG Tim Torn	GER	18 (12)	18 (12)	30 (6)	66 (8)			2											19	68
13	6	HASHIMOTO Eiya	BGT	20 (11)	28 (7)	8 (17)	56 (10)	2				2									16	60
14	43	VOGEL Alex	SUI	26 (8)	10 (16)	18 (12)	54 (11)	3										2			4	59
15	50	MARTINEZ MOROS Clever Jose	VEN	12 (15)	16 (13)	1 (22)	29 (18)								3				20		15	52
16	37	MAJEWSKI Kacper	POL	6 (18)	1 (21)	22 (10)	29 (17)												20		7	49
17	30	VIVIANI Elia	ITA	22 (10)	1 (23)	20 (11)	43 (15)														20	43
18	33	DINMUKHAMEDOV Ramis	KAZ	10 (16)	14 (14)	10 (16)	34 (16)				5	3									5	42
19	46	CAMPBELL Akil	TTO	1 (22)	1 (22)	16 (13)	18 (20)								1				20		13	39
20	45	JOHANSSON Gustav	SWE	8 (17)	8 (17)	12 (15)	28 (19)														18	28
21	26	DRIJVER Bertold	HUN	2 (20)	6 (18)	2 (20)	10 (22)				2										8	12
22	41	CRISTA Daniel	ROU	4 (19)	2 (20)	1 (23)	7 (23)				3	1								20	22	-9
23	1	CHALEL Yacine	ALG	1 (23)	4 (19)	6 (18)	11 (21)												40	DNF		-29

Elapsed Time: 27:29 - Average Speed: 54.579km/h

Communiqué approved by the Secretary of the Commissaires Panel:

Note:

Points scale for the first three races: 1st: 40 points, 2nd: 38 points, 3rd: 36 points, etc.

LEGEND

+ Points - Points DNF Did Not nn (x) Points

Men's Omnium / Omnium hommes

Results Progression / Tableau de progression

Rank	Race Number	Name	Team Code	Scrach Race 1/4		Tempo Race 2/4		Elimination Race 3/4		Points Race 4/4	
				Rank	Points	Rank	Points	Rank	Points	Points	
1	20	HAYTER Ethan Edward	GBR	Race result:	5	32	3	36	1	40	55
				Overall:	5	32	3	68	1	108	163
2	32	KUBOKI Kazushige	JPN	Race result:	2	38	5	32	2	38	42
				Overall:	2	38	2	70	2	108	150
3	19	THOMAS Benjamin	FRA	Race result:	6	30	1	40	5	32	41
				Overall:	6	30	1	70	3	102	143
4	8	BIBIC Dylan	CAN	Race result:	3	36	9	24	4	34	27
				Overall:	3	36	4	60	4	94	121
5	40	LEITAO Iuri	POR	Race result:	21	1	2	38	8	26	47
				Overall:	21	1	11	39	9	65	112
6	4	WAFLE Tim	AUT	Race result:	9	24	4	34	7	28	25
				Overall:	9	24	6	58	5	86	111
7	36	van SCHIP Jan Willem	NED	Race result:	7	28	11	20	3	36	24
				Overall:	7	28	9	48	6	84	108
8	48	KOONTZ Grant	USA	Race result:	14	14	6	30	19	4	42
				Overall:	14	14	10	44	14	48	90
9	5	DENS Tuur	BEL	Race result:	4	34	8	26	9	24	1
				Overall:	4	34	5	60	7	84	85
10	11	ARANGO CARVAJAL J.	COL	Race result:	1	40	15	12	21	1	25
				Overall:	1	40	7	52	12	53	78
11	27	van AERT Bernard Benyamin	INA	Race result:	13	16	10	22	14	14	23
				Overall:	13	16	12	38	13	52	75
12	23	TEUTENBERG Tim Torn	GER	Race result:	12	18	12	18	6	30	2
				Overall:	12	18	14	36	8	66	68
13	6	HASHIMOTO Eiya	BGT	Race result:	11	20	7	28	17	8	4
				Overall:	11	20	8	48	10	56	60
14	43	VOGEL Alex	SUI	Race result:	8	26	16	10	12	18	5
				Overall:	8	26	13	36	11	54	59
15	50	MARTINEZ MOROS Clever Jose	VEN	Race result:	15	12	13	16	22	1	23
				Overall:	15	12	15	28	18	29	52
16	37	MAJEWSKI Kacper	POL	Race result:	18	6	21	1	10	22	20
				Overall:	18	6	20	7	17	29	49
17	30	VIVIANI Elia	ITA	Race result:	10	22	23	1	11	20	
				Overall:	10	22	17	23	15	43	43
18	33	DINMUKHAMEDOV Ramis	KAZ	Race result:	16	10	14	14	16	10	8
				Overall:	16	10	16	24	16	34	42
19	46	CAMPBELL Akil	TTO	Race result:	22	1	22	1	13	16	21
				Overall:	22	1	23	2	20	18	39
20	45	JOHANSSON Gustav	SWE	Race result:	17	8	17	8	15	12	
				Overall:	17	8	18	16	19	28	28
21	26	DRIJVER Bertold	HUN	Race result:	20	2	18	6	20	2	2
				Overall:	20	2	19	8	22	10	12
22	41	CRISTA Daniel	ROU	Race result:	19	4	20	2	23	1	-16
				Overall:	19	4	21	6	23	7	-9
23	1	CHALEL Yacine	ALG	Race result:	23	1	19	4	18	6	DNF
				Overall:	23	1	22	5	21	11	-29

Note:
Points scale for the first three races: 1st: 40 points, 2nd: 38 points, 3rd: 36 points, etc.

LEGEND
DNF Did Not Finish

**Men's Omnium / Omnium hommes
Points Race 4\4 / Course aux points 4\4
Start List / Liste de départ**

Sat 13 Apr 2024 - Race distance: 100 laps (25km) with 10 sprints

Race Number	Name	Team Code
At the fence		
20	HAYTER Ethan Edward	GBR
19	THOMAS Benjamin	FRA
4	WAFLEER Tim	AUT
5	DENS Tuur	BEL
40	LEITAO Iuri	POR
43	VOGEL Alex	SUI
27	van AERT Bernard Benyamin	INA
30	VIVIANI Elia	ITA
37	MAJEWSKI Kacper	POL
45	JOHANSSON Gustav	SWE
1	CHALEL Yacine	ALG
41	CRISTA Daniel	ROU
At the blue band		
32	KUBOKI Kazushige	JPN
8	BIBIC Dylan	CAN
36	van SCHIP Jan Willem	NED
23	TEUTENBERG Tim Torn	GER
6	HASHIMOTO Eiya	BGT
11	ARANGO CARVAJAL J.	COL
48	KOONTZ Grant	USA
33	DINMUKHAMEDOV Ramis	KAZ
50	MARTINEZ MOROS Clever Jose	VEN
46	CAMPBELL Akil	TTO
26	DRIJVER Bertold	HUN

Communiqué approved by the Secretary of the Commissaires Panel:

.....

Men's Omnium / Omnium hommes
Elimination Race 3/4 / Course par élimination 3/4
Results / Résultats

Sat 13 Apr 2024

Elapsed time: **13:59**

Average Speed: **54.708km/h**

Rank	Race Number	Name	Team Code
1	20	HAYTER Ethan Edward	GBR
2	32	KUBOKI Kazushige	JPN
3	36	van SCHIP Jan Willem	NED
4	8	BIBIC Dylan	CAN
5	19	THOMAS Benjamin	FRA
6	23	TEUTENBERG Tim Torn	GER
7	4	WAFLEER Tim	AUT
8	40	LEITAO Iuri	POR
9	5	DENS Tuur	BEL
10	37	MAJEWSKI Kacper	POL
11	30	VIVIANI Elia	ITA
12	43	VOGEL Alex	SUI
13	46	CAMPBELL Akil	TTO
14	27	van AERT Bernard Benjamin	INA
15	45	JOHANSSON Gustav	SWE
16	33	DINMUKHAMEDOV Ramis	KAZ
17	6	HASHIMOTO Eiya	BGT
18	1	CHALEL Yacine	ALG
19	48	KOONTZ Grant	USA
20	26	DRIJVER Bertold	HUN
21	11	ARANGO CARVAJAL J.	COL
22	50	MARTINEZ MOROS Clever Jose	VEN
23	41	CRISTA Daniel	ROU

Communiqué approved by the Secretary of the Commissaires Panel:

.....

Men's Omnium / Omnium hommes
Elimination Race 3¼ / Course par élimination 3¼
Start List / Liste de départ

Sat 13 Apr 2024

Race Number	Name	Team Code
At the fence		
19	THOMAS Benjamin	FRA
20	HAYTER Ethan Edward	GBR
5	DENS Tuur	BEL
11	ARANGO CARVAJAL J.	COL
36	van SCHIP Jan Willem	NED
40	LEITAO Iuri	POR
43	VOGEL Alex	SUI
50	MARTINEZ MOROS Clever Jose	VEN
30	VIVIANI Elia	ITA
26	DRIJVER Bertold	HUN
41	CRISTA Daniel	ROU
46	CAMPBELL Akil	TTO
At the blue band		
32	KUBOKI Kazushige	JPN
8	BIBIC Dylan	CAN
4	WAFLER Tim	AUT
6	HASHIMOTO Eiya	BGT
48	KOONTZ Grant	USA
27	van AERT Bernard Benyamin	INA
23	TEUTENBERG Tim Torn	GER
33	DINMUKHAMETOV Ramis	KAZ
45	JOHANSSON Gustav	SWE
37	MAJEWSKI Kacper	POL
1	CHALEL Yacine	ALG

Communiqué approved by the Secretary of the Commissaires Panel:

.....

Men's Omnium / Omnium hommes
Tempo Race 2\4 / Course tempo 2\4
Start List / Liste de départ

Sat 13 Apr 2024 - Race distance: 40 laps (10km)

Race Number	Name	Team Code
At the fence		
11	ARANGO CARVAJAL J.	COL
8	BIBIC Dylan	CAN
20	HAYTER Ethan Edward	GBR
36	van SCHIP Jan Willem	NED
4	WAFLEER Tim	AUT
6	HASHIMOTO Eiya	BGT
27	van AERT Bernard Benyamin	INA
50	MARTINEZ MOROS Clever Jose	VEN
45	JOHANSSON Gustav	SWE
41	CRISTA Daniel	ROU
40	LEITAO Iuri	POR
1	CHALEL Yacine	ALG
At the blue band		
32	KUBOKI Kazushige	JPN
5	DENS Tuur	BEL
19	THOMAS Benjamin	FRA
43	VOGEL Alex	SUI
30	VIVIANI Elia	ITA
23	TEUTENBERG Tim Torn	GER
48	KOONTZ Grant	USA
33	DINMUKHAMEDOV Ramis	KAZ
37	MAJEWSKI Kacper	POL
26	DRIJVER Bertold	HUN
46	CAMPBELL Akil	TTO

Communiqué approved by the Secretary of the Commissaires Panel:

.....

Men's Omnium / Omnium hommes
Scratch Race 1\4 / Course scratch 1\4
Results / Résultats

Sat 13 Apr 2024 - Race distance: 40 laps (10km)

Elapsed time: **10:40**

Average Speed: **56.250km/h**

Rank	Race Number	Name	Team Code	Comments
1	11	ARANGO CARVAJAL J.	COL	
2	32	KUBOKI Kazushige	JPN	-1 Lap
3	8	BIBIC Dylan	CAN	-1 Lap
4	5	DENS Tuur	BEL	-1 Lap
5	20	HAYTER Ethan Edward	GBR	-1 Lap
6	19	THOMAS Benjamin	FRA	-1 Lap
7	36	van SCHIP Jan Willem	NED	-1 Lap
8	43	VOGEL Alex	SUI	-1 Lap
9	4	WAFLEER Tim	AUT	-1 Lap
10	30	VIVIANI Elia	ITA	-1 Lap
11	6	HASHIMOTO Eiya	BGT	-1 Lap
12	23	TEUTENBERG Tim Torn	GER	-1 Lap
13	27	van AERT Bernard Benyamin	INA	-1 Lap
14	48	KOONTZ Grant	USA	-1 Lap
15	50	MARTINEZ MOROS Clever Jose	VEN	-1 Lap
16	33	DINMUKHAMETOV Ramis	KAZ	-1 Lap
17	45	JOHANSSON Gustav	SWE	-1 Lap
18	37	MAJEWSKI Kacper	POL	-1 Lap
19	41	CRISTA Daniel	ROU	-1 Lap
20	26	DRIJVER Bertold	HUN	-1 Lap
21	40	LEITAO Iuri	POR	-1 Lap
22	46	CAMPBELL Akil	TTO	-1 Lap
23	1	CHALEL Yacine	ALG	-2 Laps

Communiqué approved by the Secretary of the Commissaires Panel:

.....

Men's Omnium / Omnium hommes
Scratch Race 1\4 / Course scratch 1\4
Start List / Liste de départ

Sat 13 Apr 2024 - Race distance: 40 laps (10km)

Race Number	Name	Team Code
At the fence		
4	WAFLEER Tim	AUT
8	BIBIC Dylan	CAN
50	MARTINEZ MOROS Clever Jose	VEN
23	TEUTENBERG Tim Torn	GER
5	DENS Tuur	BEL
32	KUBOKI Kazushige	JPN
30	VIVIANI Elia	ITA
33	DINMUKHAMEDOV Ramis	KAZ
37	MAJEWSKI Kacper	POL
26	DRIJVER Bertold	HUN
41	CRISTA Daniel	ROU
1	CHALEL Yacine	ALG
At the blue band		
20	HAYTER Ethan Edward	GBR
27	van AERT Bernard Benjamin	INA
6	HASHIMOTO Eiya	BGT
19	THOMAS Benjamin	FRA
11	ARANGO CARVAJAL J.	COL
43	VOGEL Alex	SUI
48	KOONTZ Grant	USA
36	van SCHIP Jan Willem	NED
40	LEITAO Iuri	POR
45	JOHANSSON Gustav	SWE
46	CAMPBELL Akil	TTO

Communiqué approved by the Secretary of the Commissaires Panel:

.....

**Men's Omnium / Omnium hommes
Qualifying Heat 2 / Qualifications série 2
Results / Résultats**

Sat 13 Apr 2024 - Race distance: 60 laps (15km) with 6 sprints

Elapsed time: 16:50

Average Speed: 53.438km/h

Rank	Race No.	Name	Team Code	Sprint Number						Finish Order	Lap Points			Total Points
				1	2	3	4	5	6		+	-	Balance	
1	20	HAYTER Ethan Edward	GBR			3		5		14	20		20	28
2	27	van AERT Bernard Benyamin	INA			1				12	20		20	21
3	6	HASHIMOTO Eiya	BGT	5	5			3		11				13
4	19	THOMAS Benjamin	FRA	3	3		5			9				11
5	11	ARANGO CARVAJAL J.	COL		2		2	4		3				8
6	43	VOGEL Alex	SUI	2		2		2		5	20	20	0	6
7	48	KOONTZ Grant	USA			5				8				5
8	36	van SCHIP Jan Willem	NED		1		3	1		13				5
9	40	LEITAO Iuri	POR	1			1			10				2
10	45	JOHANSSON Gustav	SWE							7				0
11	46	CAMPBELL Akil	TTO						10	1		20	-20	-10
12	34	PENA SALAS Ricardo	MEX						6	2		20	-20	-14
13	25	TSO Kai Kwong	HKG						2	4		20	-20	-18
14	13	KŘENEK Adam	CZE							6		20	-20	-20
15	10	YANG Yang	CHN							15		20	-20	-20
	47	ALMANSOORI Ahmed	UAE									40	-40	DNF

Progression rule:

Last 5 riders of the starters will not qualify.

Communiqué approved by the Secretary of the Commissaires Panel:

LEGEND

- Points lost + Points gained **DNF** Did Not Finish **No.** Number

**Men's Omnium / Omnium hommes
Qualifying Heat 2 / Qualifications série 2
Start List / Liste de départ**

Sat 13 Apr 2024 - Race distance: 60 laps (15km) with 6 sprints

Race Number	Name	Team Code
At the fence		
40	LEITAO Iuri	POR
27	van AERT Bernard Benyamin	INA
19	THOMAS Benjamin	FRA
25	TSO Kai Kwong	HKG
43	VOGEL Alex	SUI
45	JOHANSSON Gustav	SWE
20	HAYTER Ethan Edward	GBR
10	YANG Yang	CHN
At the blue band		
6	HASHIMOTO Eiya	BGT
47	ALMANSOORI Ahmed	UAE
11	ARANGO CARVAJAL Juan Esteban	COL
34	PENA SALAS Ricardo	MEX
36	van SCHIP Jan Willem	NED
46	CAMPBELL Akil	TTO
48	KOONTZ Grant	USA
13	KŘENEK Adam	CZE

Progression rule:

Last 5 riders of the starters will not qualify.

Communiqué approved by the Secretary of the Commissaires Panel:

.....

**Men's Omnium / Omnium hommes
Qualifying Heat 1 / Qualifications série 1
Results / Résultats**

Sat 13 Apr 2024 - Race distance: 60 laps (15km) with 6 sprints

Elapsed time: 16:50

Average Speed: 53.434km/h

Rank	Race No.	Name	Team Code	Sprint Number						Finish Order	Lap Points			Total Points
				1	2	3	4	5	6		+	-	Balance	
1	4	WAFLE Tim	AUT	2	1					13	20		20	23
2	8	BIBIC Dylan	CAN	1	2		2		10	1				15
3	50	MARTINEZ MOROS Clever Jose	VEN					5	6	2				11
4	23	TEUTENBERG Tim Torn	GER		5				4	3				9
5	5	DENS Tuur	BEL			5	3			12				8
6	32	KUBOKI Kazushige	JPN	3	3				2	15				8
7	30	VIVIANI Elia	ITA	5					3	16				8
8	33	DINMUKHAMEDOV Ramis	KAZ			3			2	4				5
9	37	MAJEWSKI Kacper	POL		2		1			11				3
10	26	DRIJVER Bertold	HUN				1			5				1
11	41	CRISTA Daniel	ROU		1					8				1
12	1	CHALEL Yacine	ALG							6				0
13	12	MOORE Peter	CWD							7				0
14	28	SEKHON Harshveer	IND							9				0
15	16	BAKR Mahmoud	EGY							10		20	-20	-20
16	44	ROVDER Pavol	SVK							14		20	-20	-20
17	17	MARTORELL HAGA Erik	ESP				5					60	-60	DNF

Progression rule:

Last 5 riders of the starters will not qualify.

Communiqué approved by the Secretary of the Commissaires Panel:

LEGEND

- Points lost + Points gained **DNF** Did Not Finish **No.** Number

**Men's Omnium / Omnium hommes
Qualifying Heat 1 / Qualifications série 1
Start List / Liste de départ**

Sat 13 Apr 2024 - Race distance: 60 laps (15km) with 6 sprints

Race Number	Name	Team Code
At the fence		
23	TEUTENBERG Tim Torn	GER
4	WAFLEER Tim	AUT
41	CRISTA Daniel	ROU
33	DINMUKHAMEDOV Ramis	KAZ
1	CHALEL Yacine	ALG
12	MOORE Peter	CWD
16	BAKR Mahmoud	EGY
28	SEKHON Harshveer	IND
44	ROVDER Pavol	SVK
At the blue band		
30	VIVIANI Elia	ITA
8	BIBIC Dylan	CAN
32	KUBOKI Kazushige	JPN
26	DRIJVER Bertold	HUN
50	MARTINEZ MOROS Clever Jose	VEN
37	MAJEWSKI Kacper	POL
17	MARTORELL HAGA Erik	ESP
5	DENS Tuur	BEL

Progression rule:

Last 5 riders of the starters will not qualify.

Communiqué approved by the Secretary of the Commissaires Panel:

.....

Men's Madison / Madison hommes

Nations Cup Standings / Classement coupe des nations

As of MON 15 APR 2024

Event No 1	Adelaide (AUS)	2 - 4 February 2024
Event No 2	Hong Kong,China (HKG)	15 - 17 March 2024
Event No 3	Milton (CAN)	12 - 14 April 2024

Rank	Name	Team Code	Event No 1	Event No 2	Event No 3	Total Points
1	Portugal	POR	1200.0	1200.0	1280.0	3680.0
2	Japan	JPN	1120.0	1280.0	1040.0	3440.0
3	New Zealand	NZL	1600.0	1600.0		3200.0
4	Germany	GER	1440.0	1120.0	560.0	3120.0
5	Belgium	BEL	464.0	464.0	1600.0	2528.0
6	Switzerland	SUI	608.0	960.0	880.0	2448.0
7	Team Bridgestone Cycling	BGT	1040.0	608.0	720.0	2368.0
8	Great Britain	GBR	1280.0		960.0	2240.0
9	Denmark	DEN		1040.0	1200.0	2240.0
10	Czechia	CZE	720.0	656.0	800.0	2176.0
11	Spain	ESP	656.0	1440.0	2.0	2098.0
12	Italy	ITA	960.0	512.0	464.0	1936.0
13	France	FRA		800.0	1120.0	1920.0
14	Austria	AUT	880.0	720.0	2.0	1602.0
15	Netherlands	NED			1440.0	1440.0
16	Australia	AUS	800.0	560.0		1360.0
17	Mexico	MEX	384.0	880.0		1264.0
18	Indonesia	INA	416.0	384.0	416.0	1216.0
19	Canada	CAN	512.0		656.0	1168.0
20	United States	USA	2.0	416.0	608.0	1026.0
21	Chaney Windows And Doors	CWD	384.0		352.0	736.0
22	Poland	POL	560.0		2.0	562.0
23	Colombia	COL			512.0	512.0
24	Israel	ISR		352.0		352.0
25	Hong Kong, China	HKG	2.0	2.0	2.0	6.0
26	Egypt	EGY		2.0	2.0	4.0
27	Ukraine	UKR		2.0		2.0
28	Algeria	ALG		2.0		2.0

Men's Madison / Madison hommes
Final / Finale
Results / Résultats

Sun 14 Apr 2024 - Race distance: 200 laps (50km) with 20 sprints

Elapsed time: **51:29** Average Speed: **58.271km/h**

Rank	Race Number	Team Name	Sprint Number																				Lap Points			Finish Order	Points
			1	2	3	4	5	6	7	8	9	10	11	12	13	14	15	16	17	18	19	20	+	-	Balance		
GOLD	6	BEL - Belgium	3		5		5	5	3		5		3	5		3		3		5	2		20		20	10	67
		Black de VYLDER Lindsay																									
		Red GHYS Robbe																									
SILVER	2	NED - Netherlands	5			3							5			1	1				5	10	20		20	1	50
		Black DORENBOS Yanne																									
		Red van SCHIP Jan Willem																									
BRONZE	15	POR - Portugal		1					1	5						5	3	5		3	3		20		20	5	46
		Black ALVES OLIVEIRA I.																									
		Red LEITAO Iuri																									
4	3	DEN - Denmark		3		5	3		2		3	5	2	1			5	2	5	2		6				2	44
		Black HANSEN Tobias																									
		Red MORKOV Michael																									
5	4	FRA - France	2	2	3	1		1	5	2	2	3	1	2	2			1	3	1						7	31
		Black THOMAS Benjamin																									
		Red TABELLION Valentin																									
6	7	JPN - Japan							1		2				5								20		20	6	28
		Black IMAMURA Shunsuke																									
		Red KUBOKI Kazushige																									
7	8	GBR - Great Britain		5		2	1	2		3				3					2			4				3	22
		Black STEWART Mark																									
		Red WOOD Oliver																									
8	10	SUI - Switzerland			2						1	1					2					2				4	8
		Black THIEBAUD Valere																									
		Red RUEGG Lukas																									
9	12	CZE - Czechia	1					3																		16	4
		Black RUGOVAC Denis																									
		Red VONEŠ Jan																									
10	22	BGT - Team Bridgestone Cycling													2							1				9	3
		Black HASHIMOTO Eiya																									
		Red KOJIMA Naoki																									
11	19	CAN - Canada												1									20		-20	14	-19
		Black GUILLEMETTE Mathias																									
		Red FOLEY Michael																									
12	13	USA - United States													3								40		-40	15	-37
		Black KOONTZ Grant																									
		Red LANGE Colby																									
13	1	GER - Germany			1														1				40		-40	8	-38
		Black BOOS Benjamin																									
		Red TEUTENBERG Tim Torn																									
14	18	COL - Colombia																					40		-40	13	-40
		Black ARANGO CARVAJAL J.																									
		Red PARRA ARIAS Jordan Arley																									
15	5	ITA - Italy				2																	60		-60	12	-58
		Black VIVIANI Elia																									
		Red MORO Manlio																									
16	16	INA - Indonesia																					60		-60	11	-60
		Black van AERT Bernard Benyamin																									
		Red KUSUMA Terry Yudha																									

Men's Madison / Madison hommes
Final / Finale
Start List / Liste de départ

Sun 14 Apr 2024 - Race distance: 200 laps (50km) with 20 sprints

Race Number	Team	Colour	Name
At the fence			
10	SUI - Switzerland	BLACK RED	THIEBAUD Valere RUEGG Lukas
22	BGT - Team Bridgestone Cycling	BLACK RED	HASHIMOTO Eiya KOJIMA Naoki
3	DEN - Denmark	BLACK RED	HANSEN Tobias MORKOV Michael
6	BEL - Belgium	BLACK RED	de VYLDER Lindsay GHYS Robbe
18	COL - Colombia	BLACK RED	ARANGO CARVAJAL J. PARRA ARIAS Jordan Arley
17	MEX - Mexico	BLACK RED	MALDONADO RAYAS E. NAVA ROMO F.G.
13	USA - United States	BLACK RED	KOONTZ Grant LANGE Colby
1	GER - Germany	BLACK RED	BOOS Benjamin TEUTENBERG Tim Torn
5	ITA - Italy	BLACK RED	VIVIANI Elia MORO Manlio
At the blue band			
15	POR - Portugal	BLACK RED	ALVES OLIVEIRA I. LEITAO Iuri
4	FRA - France	BLACK RED	THOMAS Benjamin TABELLION Valentin
2	NED - Netherlands	BLACK RED	DORENBOS Yanne van SCHIP Jan Willem
19	CAN - Canada	BLACK RED	GUILLEMETTE Mathias FOLEY Michael
7	JPN - Japan	BLACK RED	IMAMURA Shunsuke KUBOKI Kazushige
8	GBR - Great Britain	BLACK RED	STEWART Mark WOOD Oliver

**Men's Madison / Madison hommes
Final / Finale
Start List / Liste de départ**

Sun 14 Apr 2024 - Race distance: 200 laps (50km) with 20 sprints

Race Number	Team	Colour	Name
16	INA - Indonesia	BLACK	van AERT Bernard Benyamin
		RED	KUSUMA Terry Yudha
12	CZE - Czechia	BLACK	RUGOVAC Denis
		RED	VONEŠ Jan

Communiqué approved by the Secretary of the Commissaires Panel:

.....

Men's Madison / Madison hommes Qualifying Heat 2 / Qualifications série 2 Results / Résultats

Sun 14 Apr 2024 - Race distance: 100 laps (25km) with 10 sprints

Elapsed time: 26:14

Average Speed: 57.179km/h

Rank	Race Number	Team Name	Sprint Number										Lap Points			Finish Order	Points	
			1	2	3	4	5	6	7	8	9	10	+	-	Balance			
1	15	POR - Portugal		1		5	5							20		20	9	31
		Black ALVES OLIVEIRA I.																
		Red LEITAO Iuri																
2	4	FRA - France	1		1		3		5					20		20	10	30
		Black THOMAS Benjamin																
		Red TABELLION Valentin																
3	2	NED - Netherlands	3		5						3	2	10				1	23
		Black DORENBOS Yanne																
		Red van SCHIP Jan Willem																
4	19	CAN - Canada		5	3		1	3		5							7	17
		Black GUILLEMETTE Mathias																
		Red FOLEY Michael																
5	7	JPN - Japan	5			2	2		1	1		4					3	15
		Black IMAMURA Shunsuke																
		Red KUBOKI Kazushige																
6	8	GBR - Great Britain			2	1		5	2		5						8	15
		Black STEWART Mark																
		Red WOOD Oliver																
7	16	INA - Indonesia								3		1	6				2	10
		Black van AERT Bernard Benyamin																
		Red KUSUMA Terry Yudha																
8	12	CZE - Czechia		3		3						3					6	9
		Black RUGOVAC Denis																
		Red VONEŠ Jan																
9	11	AUT - Austria	2					2		2		2					4	8
		Black KOKAS Raphael																
		Red RITZINGER Felix																
10	20	ESP - Spain		2				1						20	-20		5	-17
		Black ANGUELA YAGUEZ Mario																
		Red NAVAS MARCHAL Alvaro																
24	24	CWD - Chaney Windows And Doors															DNF	DNF
		Black MOORE Peter																
		Red IMHOF Claudio																
23	23	ALG - Algeria															DNS	DNS
		Black CHALEL Yacine																
		Red TCHAMBAZ Lotfi																

Progression rule:

Last 3 teams from the starting teams will not qualify for final.

Communiqué approved by the Secretary of the Commissaires Panel:

LEGEND

- Points lost + Points gained **DNF** Did Not Finish **DNS** Did Not Start

Men's Madison / Madison hommes
Qualifying Heat 2 / Qualifications série 2
Start List / Liste de départ

Sun 14 Apr 2024 - Race distance: 100 laps (25km) with 10 sprints

Race Number	Team	Colour	Name
At the fence			
2	NED - Netherlands	BLACK RED	DORENBOS Yanne van SCHIP Jan Willem
7	JPN - Japan	BLACK RED	IMAMURA Shunsuke KUBOKI Kazushige
11	AUT - Austria	BLACK RED	KOKAS Raphael RITZINGER Felix
15	POR - Portugal	BLACK RED	ALVES OLIVEIRA Ivo Manuel LEITAO Iuri
19	CAN - Canada	BLACK RED	GUILLEMETTE Mathias FOLEY Michael
23	ALG - Algeria	BLACK RED	CHALEL Yacine TCHAMBAZ Lotfi
At the blue band			
4	FRA - France	BLACK RED	THOMAS Benjamin TABELLION Valentin
8	GBR - Great Britain	BLACK RED	STEWART Mark WOOD Oliver
12	CZE - Czechia	BLACK RED	RUGOVAC Denis VONEŠ Jan
16	INA - Indonesia	BLACK RED	van AERT Bernard Benjamin KUSUMA Terry Yudha
20	ESP - Spain	BLACK RED	ANGUELA YAGUEZ Mario NAVAS MARCHAL Alvaro
24	CWD - Chaney Windows And Doors	BLACK RED	MOORE Peter IMHOF Claudio

Progression rule:

Last 3 teams from the starting teams will not qualify for final.

Communiqué approved by the Secretary of the Commissaires Panel:

.....

Men's Madison / Madison hommes Qualifying Heat 1 / Qualifications série 1 Results / Résultats

Sun 14 Apr 2024 - Race distance: 100 laps (25km) with 10 sprints

Elapsed time: 26:38

Average Speed: 56.320km/h

Rank	Race Number	Team Name	Sprint Number										Lap Points			Finish Order	Points			
			1	2	3	4	5	6	7	8	9	10	+	-	Balance					
1	10	SUI - Switzerland			2	1			1			3			10				1	17
		Black THIEBAUD Valere																		
		Red RUEGG Lukas																		
2	22	BGT - Team Bridgestone Cycling	3							3				2	6				2	14
		Black HASHIMOTO Eiya																		
		Red KOJIMA Naoki																		
3	3	DEN - Denmark	2		5				3			3		1					7	14
		Black HANSEN Tobias																		
		Red MORKOV Michael																		
4	6	BEL - Belgium	1	5						5				3					8	14
		Black de VYLDER Lindsay																		
		Red GHYS Robbe																		
5	18	COL - Colombia			3	2	1				5				2				4	13
		Black ARANGO CARVAJAL J.																		
		Red PARRA ARIAS Jordan Arley																		
6	17	MEX - Mexico		3								5		4					3	12
		Black MALDONADO RAYAS E.																		
		Red NAVA ROMO F.G.																		
7	13	USA - United States	5				5	2											10	12
		Black KOONTZ Grant																		
		Red LANGE Colby																		
8	1	GER - Germany		2		3	5					1							5	11
		Black BOOS Benjamin																		
		Red TEUTENBERG Tim Torn																		
9	5	ITA - Italy		1	1						1		5						9	8
		Black VIVIANI Elia																		
		Red MORO Manlio																		
10	9	POL - Poland						2	2	2									6	6
		Black WOZNIAK Adam																		
		Red WALINIAK Konrad																		
11	14	HKG - Hong Kong, China														20	-20		11	-20
		Black CHU Tsun Wai																		
		Red TSO Kai Kwong																		
12	21	EGY - Egypt														40	-40		DNF	DNF
		Black ABOUELHASSAN Youssef																		
		Red BAKR Mahmoud																		

Progression rule:

Last 3 teams from the starting teams will not qualify for final.

Communiqué approved by the Secretary of the Commissaires Panel:

LEGEND

- Points lost + Points gained DNF Did Not Finish

**Men's Madison / Madison hommes
Qualifying Heat 1 / Qualifications série 1
Start List / Liste de départ**

Sun 14 Apr 2024 - Race distance: 100 laps (25km) with 10 sprints

Race Number	Team	Colour	Name
At the fence			
1	GER - Germany	BLACK RED	BOOS Benjamin TEUTENBERG Tim Torn
5	ITA - Italy	BLACK RED	VIVIANI Elia MORO Manlio
9	POL - Poland	BLACK RED	WOZNIAK Adam WALINIAK Konrad
13	USA - United States	BLACK RED	KOONTZ Grant LANGE Colby
17	MEX - Mexico	BLACK RED	MALDONADO RAYAS Edibaldo NAVA ROMO Fernando Gabriel
21	EGY - Egypt	BLACK RED	ABOUEHASSAN Youssef BAKR Mahmoud
At the blue band			
3	DEN - Denmark	BLACK RED	HANSEN Tobias MORKOV Michael
6	BEL - Belgium	BLACK RED	de VYLDER Lindsay GHYS Robbe
10	SUI - Switzerland	BLACK RED	THIEBAUD Valere RUEGG Lukas
14	HKG - Hong Kong, China	BLACK RED	CHU Tsun Wai TSO Kai Kwong
18	COL - Colombia	BLACK RED	ARANGO CARVAJAL Juan Esteban PARRA ARIAS Jordan Arley
22	BGT - Team Bridgestone Cycling	BLACK RED	HASHIMOTO Eiya KOJIMA Naoki

Progression rule:

Last 3 teams from the starting teams will not qualify for final.

Communiqué approved by the Secretary of the Commissaires Panel:

.....

Men's Elimination Race / Course par élimination hommes

Nations Cup Standings / Classement coupe des nations

As of FRI 12 APR 2024

Event No 1	Adelaide (AUS)	2 - 4 February 2024
Event No 2	Hong Kong,China (HKG)	15 - 17 March 2024
Event No 3	Milton (CAN)	12 - 14 April 2024

Rank	Name	Team Code	Event No 1	Event No 2	Event No 3	Total Points
1	BIBIC Dylan	CAN	800.0		800.0	1600.0
2	IMAMURA Shunsuke	BGT		600.0	720.0	1320.0
3	SCARTEZZINI Michele	ITA	600.0	440.0		1040.0
4	MARTORELL HAGA Erik	ESP		400.0	600.0	1000.0
5	KOONTZ Grant	USA	640.0	328.0		968.0
6	WOZNIAC Adam	POL	560.0		328.0	888.0
7	PERRETT William	GBR		800.0		800.0
8	VONEŠ Jan	CZE		480.0	304.0	784.0
9	HESTERS Jules	BEL		720.0		720.0
10	AGNOLETTO Blake	AUS	720.0			720.0
11	IMHOF Claudio	CWD	280.0		440.0	720.0
12	STEWART Mark	GBR			640.0	640.0
13	FRISLIE Graeme	AUS		640.0		640.0
14	TEUTENBERG Tim Torn	GER			560.0	560.0
15	VITZTHUM Simon	SUI		560.0		560.0
16	DINMUKHAMETOV Ramis	KAZ	400.0	160.0		560.0
17	MALDONADO RAYAS Edibaldo	MEX		256.0	280.0	536.0
18	PARRA ARIAS Jordan Arley	COL			520.0	520.0
19	WULFF Noah	DEN		520.0		520.0
20	RUGOVAC Denis	CZE	520.0			520.0
21	KUSUMA Terry Yudha	INA	304.0	80.0	128.0	512.0
22	CHALEL Yacine	ALG		232.0	256.0	488.0
23	HASHIMOTO Eiya	BGT			480.0	480.0
24	RITZINGER Felix	AUT	480.0			480.0
25	RUEGG Lukas	SUI	440.0			440.0
26	NEMILOSTIVIJS George	LAT	328.0	96.0		424.0
27	WAFLEER Tim	AUT			400.0	400.0
28	ROVDER Pavol	SVK		208.0	176.0	384.0
29	SEKHON Harshveer	IND	256.0		112.0	368.0
30	VIVIANI Elia	ITA			360.0	360.0
31	KOKAS Raphael	AUT		360.0		360.0
32	van den HAUTE Milan	BEL	360.0			360.0
33	CAMPBELL Akil	TTO		176.0	160.0	336.0
34	MATIAS Joao	POR		304.0		304.0
35	ABOUELHASSAN Youssef	EGY		112.0	192.0	304.0
36	KABASHNYI Valentyn	UKR		280.0		280.0
37	ALMANSOORI Ahmed	UAE			232.0	232.0
38	CHREN Martin	SVK	232.0			232.0
39	DORENBOS Yanne	NED			208.0	208.0
40	GATE Aaron Murray	NZL		192.0		192.0
41	CHU Tsun Wai	HKG			144.0	144.0
42	KUBOKI Kazushige	JPN		144.0		144.0
43	OLIVOS BARRERA Luis Gonzalo Josue	PER		128.0		128.0

Men's Elimination Race / Course par élimination hommes

Results / Résultats

Fri 12 Apr 2024

Elapsed time: **11:31**

Average Speed: **57.310km/h**

Rank	Race Number	Name	Team Code
GOLD	8	BIBIC Dylan	CAN
SILVER	31	IMAMURA Shunsuke	JPN
BRONZE	21	STEWART Mark	GBR
4	17	MARTORELL HAGA Erik	ESP
5	23	TEUTENBERG Tim Torn	GER
6	52	PARRA ARIAS Jordan Arley	COL
7	6	HASHIMOTO Eiya	BGT
8	53	IMHOF Claudio	CWD
9	4	WAFLEER Tim	AUT
10	30	VIVIANI Elia	ITA
11	38	WOZNIAK Adam	POL
12	54	VONEŠ Jan	CZE
13	57	MALDONADO RAYAS Edibaldo	MEX
14	1	CHALEL Yacine	ALG
15	47	ALMANSOORI Ahmed	UAE
16	35	DORENBOS Yanne	NED
17	15	ABOUEHASSAN Youssef	EGY
18	44	ROVDER Pavol	SVK
19	46	CAMPBELL Akil	TTO
20	24	CHU Tsun Wai	HKG
21	56	KUSUMA Terry Yudha	INA
22	28	SEKHON Harshveer	IND

Communiqué approved by the Secretary of the Commissaires Panel:

Men's Elimination Race / Course par élimination hommes

Start List / Liste de départ

Fri 12 Apr 2024

Race Number	Name	Team Code
At the fence		
8	BIBIC Dylan	CAN
4	WAFLE Tim	AUT
30	VIVIANI Elia	ITA
31	IMAMURA Shunsuke	JPN
21	STEWART Mark	GBR
38	WOZNAK Adam	POL
17	MARTORELL HAGA Erik	ESP
15	ABOUEHASSAN Youssef	EGY
52	PARRA ARIAS Jordan Arley	COL
47	ALMANSOORI Ahmed	UAE
24	CHU Tsun Wai	HKG
At the blue band		
1	CHALEL Yacine	ALG
53	IMHOF Claudio	CWD
6	HASHIMOTO Eiya	BGT
54	VONEŠ Jan	CZE
23	TEUTENBERG Tim Torn	GER
46	CAMPBELL Akil	TTO
44	ROVDER Pavol	SVK
28	SEKHON Harshveer	IND
56	KUSUMA Terry Yudha	INA
57	MALDONADO RAYAS Edibaldo	MEX
35	DORENBOS Yanne	NED

Communiqué approved by the Secretary of the Commissaires Panel:

Women's Team Sprint / Vitesse par équipe femmes

Nations Cup Standings / Classement coupe des nations

As of FRI 12 APR 2024

Event No 1	Adelaide (AUS)	2 - 4 February 2024
Event No 2	Hong Kong,China (HKG)	15 - 17 March 2024
Event No 3	Milton (CAN)	12 - 14 April 2024

Rank	Name	Team Code	Event No 1	Event No 2	Event No 3	Total Points
1	Poland	POL	900.0	840.0	960.0	2700.0
2	Mexico	MEX	720.0	660.0	1080.0	2460.0
3	Great Britain	GBR	1200.0	1200.0		2400.0
4	France	FRA	840.0	720.0	780.0	2340.0
5	Netherlands	NED		900.0	1200.0	2100.0
6	China A	CHN	1080.0	960.0		2040.0
7	Germany	GER		1080.0	840.0	1920.0
8	Hong Kong, China	HKG	540.0	492.0	720.0	1752.0
9	New Zealand	NZL	960.0	780.0		1740.0
10	Canada	CAN	780.0		900.0	1680.0
11	Ukraine	UKR		540.0	600.0	1140.0
12	Colombia	COL			660.0	660.0
13	Malaysia	MAS	660.0			660.0
14	United States	USA		600.0		600.0
15	Australia	AUS	600.0			600.0
16	Belgium	BEL			540.0	540.0

Women's Team Sprint / Vitesse par équipe femmes

Final Classification / Classement final

Fri 12 Apr 2024 - Race distance: 3 laps

World Record	45.848 GER - Germany	Glasgow (GBR)	3 AUG 2023
---------------------	----------------------	---------------	------------

Rank	Team / Name	Lap 1	Lap 2 Lap 1-2	Time Lap 2-3	Average Speed km/h
For Gold					
GOLD	1 NED - Netherlands	19.249	32.611	46.265	58.359
	323 LAMBERINK Kyra		13.362	13.654	
	324 van de WOUW Hetty				
	325 van der PEET Steffie				
SILVER	2 MEX - Mexico	19.237	32.875	46.818	57.670
	317 GAXIOLA GONZALEZ Luz Daniela		13.638	13.943	
	319 SALAZAR VALLES Jessica				
	321 VERDUGO OSUNA Yuli Paola				
For Bronze					
BRONZE	3 POL - Poland	19.110	33.062	47.387	56.978
	327 KARWACKA Marlena		13.952	14.325	
	328 LOS Urszula				
	330 SIBIAK Nikola				
	4 CAN - Canada	19.041	32.874	48.426	55.755
	257 BOYLE Jackie		13.833	15.552	
	262 MITCHELL Kelsey				
	264 ORBAN Sarah				
	259 GENEST Lauriane (R)				
Placed after First Round					
	5 GER - Germany				
	300 JAGER Lara-Sophie				
	303 PROPSTER Alessa-Catriona				
	304 SCHNEIDER Clara				
	6 FRA - France				
	292 GROS Mathilde				
	293 KOUAME Taky Marie Divine				
	295 MICHAUX Julie				
	7 HKG - Hong Kong, China				
	306 CHING Yin Shan				
	308 NG Sze Wing				
	310 YEUNG Cho Yiu				
	8 COL - Colombia				REL
	277 BAYONA PINEDA Martha				
	278 CUADRADO FLOREZ Stefany Lorena				
	279 MOSQUERA QUICENO Yarli				
Did not qualify for First Round					
	9 UKR - Ukraine				
	334 KELIUKH Karolina				
	335 LOHVINIUK Oleksandra				
	336 STARIKOVA Olena				
	10 BEL - Belgium				
	253 JENAER Valerie				
	254 NICOLAES Julie				
	203 WITTEVRONGEL Lani				

Women's Team Sprint / Vitesse par équipe femmes

Final Classification / Classement final

Fri 12 Apr 2024 - Race distance: 3 laps

Rank	Team / Name	Lap 1	Lap 2 Lap 1-2	Time Lap 2-3	Average Speed km/h
------	-------------	-------	------------------	-----------------	--------------------------

Communiqué approved by the Secretary of the Commissaires Panel:

Note:
Riders are presented in their starting order.

LEGEND
R Replaced REL Relegated

12-14 April 2024

Women's Team Sprint / Vitesse par équipe femmes
Finals / Finales
Race Analysis / Analyse de la course

For Gold

Distance	NED - Netherlands			Lap	Distance	MEX - Mexico		
	Time	Rank	Lap Time			Time	Rank	Lap Time
125m	11.784	2			125m	11.716	1	
250m	19.249	2	19.249	1	250m	19.237	1	19.237
375m	25.952	1			375m	26.071	2	
500m	32.611	1	13.362	2	500m	32.875	2	13.638
625m	39.320	1			625m	39.715	2	
750m	46.265	1	13.654	3	750m	46.818	2	13.943

For Bronze

Distance	POL - Poland			Lap	Distance	CAN - Canada		
	Time	Rank	Lap Time			Time	Rank	Lap Time
125m	11.635	4			125m	11.579	3	
250m	19.110	4	19.110	1	250m	19.041	3	19.041
375m	26.053	4			375m	25.916	3	
500m	33.062	4	13.952	2	500m	32.874	3	13.833
625m	40.134	3			625m	40.508	4	
750m	47.387	3	14.325	3	750m	48.426	4	15.552

Communiqué approved by the Secretary of the Commissaires Panel:

**Women's Team Sprint / Vitesse par équipe femmes
 Finals / Finales
 Start List / Liste de départ**

Fri 12 Apr 2024 - Race distance: 3 laps

World Record	45.848 GER - Germany	Glasgow (GBR)	3 AUG 2023
---------------------	----------------------	---------------	------------

Heat	Race Number	Team / Name	Time
For Bronze		POL - Poland	_____
	327	KARWACKA Marlina	
	328	LOS Urszula	
	330	SIBIAK Nikola	
		CAN - Canada	_____
	264	ORBAN Sarah	
	262	MITCHELL Kelsey	
	257	BOYLE Jackie	
For Gold		NED - Netherlands	_____
	323	LAMBERINK Kyra	
	324	van de WOUW Hetty	
	325	van der PEET Steffie	
		MEX - Mexico	_____
	319	SALAZAR VALLES Jessica	
	321	VERDUGO OSUNA Yuli Paola	
	317	GAXIOLA GONZALEZ Luz Daniela	

Communiqué approved by the Secretary of the Commissaires Panel:

.....

Note:
 The composition of the teams may be subject to change up to 30 minutes before the start of the race. Sorted in the order given by the team.

Women's Team Sprint / Vitesse par équipe femmes
First Round / Premier tour
Results / Résultats

Fri 12 Apr 2024 - Race distance: 3 laps

World Record	45.848 GER - Germany	Glasgow (GBR)	3 AUG 2023
---------------------	----------------------	---------------	------------

Heat	Rank	Team / Name	Lap 1	Lap 2 Lap 1-2	Time Lap 2-3	Average Speed km/h			
1	1	POL - Poland	19.094	33.018	47.432	56.924	QB		
		327 KARWACKA Marlena						13.924	14.414
		328 LOS Urszula							
		2	GER - Germany	19.622	33.518	47.491	56.853		
	300 JAGER Lara-Sophie		13.896					13.973	
	303 PROPSTER Alessa-Catriona								
	1	MEX - Mexico	19.567	33.171	47.126	57.293	QG		
317 GAXIOLA GONZALEZ Luz Daniela		13.604						13.955	
319 SALAZAR VALLES Jessica									
	2	FRA - France	19.670	33.840	47.581	56.745			
292 GROS Mathilde		14.170					13.741		
293 KOUAME Taky Marie Divine									
	1	CAN - Canada	19.178	33.019	47.530	56.806	QB		
259 GENEST Lauriane		13.841						14.511	
262 MITCHELL Kelsey									
	2	COL - Colombia				REL			
277 BAYONA PINEDA Martha									
278 CUADRADO FLOREZ Stefany Lorena									
	1	NED - Netherlands	19.297	32.739	46.459	58.116	QG		
323 LAMBERINK Kyra		13.442						13.720	
324 van de WOUW Hetty									
	2	HKG - Hong Kong, China	20.322	35.046	50.427	53.543			
325 van der PEET Steffie									
306 CHING Yin Shan		14.724					15.381		
		308 NG Sze Wing							
		310 YEUNG Cho Yiu							

Progression rule:

The fastest two winning teams race for the gold and silver medals, and the other two winning teams race for the bronze medal. Losers are classified from 5th to 8th place by their times in the First Round.

COL - Colombia

Relegated based on unrecognised mishap Art. 3.2.155
 Relégué sur la base d'un accident non reconnu Art. 3.2.155

**Women's Team Sprint / Vitesse par équipe femmes
First Round / Premier tour
Results / Résultats**

Fri 12 Apr 2024 - Race distance: 3 laps

Heat	Rank	Team / Name	Lap 1	Lap 2 Lap 1-2	Time Lap 2-3	Average Speed km/h
------	------	-------------	-------	------------------	-----------------	--------------------------

Communiqué approved by the Secretary of the Commissaires Panel:

Note:
Riders are presented in their starting order.

LEGEND
QB Qualified for Bronze **QG** Qualified for Gold **REL** Relegated

12-14 April 2024

Women's Team Sprint / Vitesse par équipe femmes
First Round / Premier tour
Race Analysis / Analyse de la course

Heat 1

POL - Poland				Lap	GER - Germany			
Distance	Time	Rank	Lap Time		Distance	Time	Rank	Lap Time
125m	11.652	1		1	125m	11.935	2	
250m	19.094	1	19.094		250m	19.622	2	19.622
375m	26.014	1		2	375m	26.593	2	
500m	33.018	1	13.924		500m	33.518	2	13.896
625m	40.126	1		3	625m	40.420	2	
750m	47.432	1	14.414		750m	47.491	2	13.973

Heat 2

MEX - Mexico				Lap	FRA - France			
Distance	Time	Rank	Lap Time		Distance	Time	Rank	Lap Time
125m	12.039	2		1	125m	11.981	1	
250m	19.567	1	19.567		250m	19.670	2	19.670
375m	26.402	1		2	375m	26.705	2	
500m	33.171	1	13.604		500m	33.840	2	14.170
625m	40.005	1		3	625m	40.683	2	
750m	47.126	1	13.955		750m	47.581	2	13.741

Heat 3

CAN - Canada				Lap	COL - Colombia			
Distance	Time	Rank	Lap Time		Distance	Time	Rank	Lap Time
125m	11.611	1		1	125m	REL		
250m	19.178	1	19.178		250m			
375m	26.095	1		2	375m			
500m	33.019	1	13.841		500m			
625m	40.143	1		3	625m			
750m	47.530	1	14.511		750m			

Heat 4

NED - Netherlands				Lap	HKG - Hong Kong, China			
Distance	Time	Rank	Lap Time		Distance	Time	Rank	Lap Time
125m	11.789	1		1	125m	12.415	2	
250m	19.297	1	19.297		250m	20.322	2	20.322
375m	26.004	1		2	375m	27.648	2	
500m	32.739	1	13.442		500m	35.046	2	14.724
625m	39.499	1		3	625m	42.596	2	
750m	46.459	1	13.720		750m	50.427	2	15.381

Communiqué approved by the Secretary of the Commissaires Panel:

LEGEND
REL Relegated

Women's Team Sprint / Vitesse par équipe femmes
First Round / Premier tour
Start List / Liste de départ

Fri 12 Apr 2024 - Race distance: 3 laps

World Record	45.848 GER - Germany	Glasgow (GBR)	3 AUG 2023
---------------------	----------------------	---------------	------------

Heat	Race Number	Team / Name	Time
1		POL - Poland	_____
	327	KARWACKA Marlena	
	328	LOS Urszula	
	330	SIBIAK Nikola	
		GER - Germany	_____
	300	JAGER Lara-Sophie	
	304 303	SCHNEIDER Clara PROPSTER Alessa-Catriona	
2		MEX - Mexico	_____
	319	SALAZAR VALLES Jessica	
	321	VERDUGO OSUNA Yuli Paola	
	317	GAXIOLA GONZALEZ Luz Daniela	
		FRA - France	_____
	295	MICHAUX Julie	
	293 292	KOUAME Taky Marie Divine GROS Mathilde	
3		CAN - Canada	_____
	264	ORBAN Sarah	
	262	MITCHELL Kelsey	
	259	GENEST Lauriane	
		COL - Colombia	_____
	277	BAYONA PINEDA Martha	
	279 278	MOSQUERA QUICENO Yarli CUADRADO FLOREZ Stefany Lorena	

Women's Team Sprint / Vitesse par équipe femmes
First Round / Premier tour
Start List / Liste de départ

Fri 12 Apr 2024 - Race distance: 3 laps

Heat	Race Number	Team / Name	Time
4		NED - Netherlands	_____
	323	LAMBERINK Kyra	
	324	van de WOUW Hetty	
	325	van der PEET Steffie	
		HKG - Hong Kong, China	_____
	308	NG Sze Wing	
	306	CHING Yin Shan	
	310	YEUNG Cho Yiu	

Progression rule:

The fastest two winning teams race for the gold and silver medals, and the other two winning teams race for the bronze medal. Losers are classified from 5th to 8th place by their times in the First Round.

Communiqué approved by the Secretary of the Commissaires Panel:

.....

Note:
 The composition of the teams may be subject to change up to 30 minutes before the start of the race. Sorted in the order given by the team.

Women's Team Sprint / Vitesse par équipe femmes Qualifying / Qualifications Results / Résultats

Fri 12 Apr 2024 - Race distance: 3 laps

World Record	45.848 GER - Germany	Glasgow (GBR)	3 AUG 2023
---------------------	----------------------	---------------	------------

Rank	Team / Name	Lap 1	Lap 2 Lap 1-2	Time Lap 2-3	Average Speed km/h	Q
1	NED - Netherlands 323 LAMBERINK Kyra 324 van de WOUW Hetty 325 van der PEET Steffie	19.284 (3)	32.935 (2) 13.651 (1)	46.856 (1) 13.921 (2)	57.623	Q
2	CAN - Canada 264 ORBAN Sarah 262 MITCHELL Kelsey 259 GENEST Lauriane	19.045 (2)	32.725 (1) 13.680 (2)	47.113 (2) 14.388 (6)	57.309	Q
3	MEX - Mexico 319 SALAZAR VALLES Jessica 317 GAXIOLA GONZALEZ Luz Daniela 321 VERDUGO OSUNA Yuli Paola	19.492 (5)	33.269 (4) 13.777 (3)	47.400 (3) 14.131 (5)	56.962	Q
4	POL - Poland 327 KARWACKA Marlena 328 LOS Urszula 330 SIBIAK Nikola	18.982 (1)	33.034 (3) 14.052 (5)	47.499 (4) 14.465 (7)	56.843	Q
5	GER - Germany 300 JAGER Lara-Sophie 304 SCHNEIDER Clara 303 PROPSTER Alessa-Catriona	19.543 (6)	33.469 (5) 13.926 (4)	47.567 (5) 14.098 (4)	56.762	Q
6	FRA - France 295 MICHAUX Julie 293 KOUAME Taky Marie Divine 292 GROS Mathilde	20.012 (8)	34.158 (7) 14.146 (6)	47.880 (6) 13.722 (1)	56.391	Q
7	COL - Colombia 277 BAYONA PINEDA Martha 279 MOSQUERA QUICENO Yarii 278 CUADRADO FLOREZ Stefany Lorena	19.804 (7)	34.180 (8) 14.376 (7)	48.190 (7) 14.010 (3)	56.028	Q
8	HKG - Hong Kong, China 308 NG Sze Wing 306 CHING Yin Shan 310 YEUNG Cho Yiu	20.220 (9)	35.068 (9) 14.848 (9)	50.344 (8) 15.276 (8)	53.631	Q
9	UKR - Ukraine 334 KELIUKH Karolina 336 STARIKOVA Olena 335 LOHVINIUK Oleksandra	19.445 (4)	33.896 (6) 14.451 (8)	50.888 (9) 16.992 (10)	53.058	
10	BEL - Belgium 254 NICOLAES Julie 203 WITTEVRONGEL Lani 253 JENAER Valerie	20.710 (10)	35.688 (10) 14.978 (10)	51.465 (10) 15.777 (9)	52.463	

Progression rule:

Fastest 8 teams qualify for the first round.

Women's Team Sprint / Vitesse par équipe femmes
Qualifying / Qualifications
Results / Résultats

Fri 12 Apr 2024 - Race distance: 3 laps

Rank	Team / Name	Lap 1	Lap 2 Lap 1-2	Time Lap 2-3	Average Speed km/h
------	-------------	-------	------------------	-----------------	--------------------------

Communiqué approved by the Secretary of the Commissaires Panel:

Note:
Riders are presented in their starting order.

LEGEND
Q Qualified

12-14 April 2024

Women's Team Sprint / Vitesse par équipe femmes
Qualifying / Qualifications
Race Analysis / Analyse de la course

Heat 1				Heat 2				
Distance	COL - Colombia		Lap Time	Lap	Distance	HKG - Hong Kong, China		Lap Time
	Time	Rank				Time	Rank	
125m	12.149	7			125m	12.363	9	
250m	19.804	7	19.804	1	250m	20.220	9	20.220
375m	26.931	7			375m	27.567	9	
500m	34.180	8	14.376	2	500m	35.068	9	14.848
625m	41.182	7			625m	42.624	8	
750m	48.190	7	14.010	3	750m	50.344	8	15.276

Heat 3				Heat 4				
Distance	UKR - Ukraine		Lap Time	Lap	Distance	BEL - Belgium		Lap Time
	Time	Rank				Time	Rank	
125m	12.045	6			125m	12.699	10	
250m	19.445	4	19.445	1	250m	20.710	10	20.710
375m	26.639	6			375m	28.156	10	
500m	33.896	6	14.451	2	500m	35.688	10	14.978
625m	42.730	9			625m	43.347	10	
750m	50.888	9	16.992	3	750m	51.465	10	15.777

Heat 5				Heat 6				
Distance	FRA - France		Lap Time	Lap	Distance	NED - Netherlands		Lap Time
	Time	Rank				Time	Rank	
125m	12.311	8			125m	11.761	3	
250m	20.012	8	20.012	1	250m	19.284	3	19.284
375m	27.073	8			375m	26.122	3	
500m	34.158	7	14.146	2	500m	32.935	2	13.651
625m	40.945	6			625m	39.787	2	
750m	47.880	6	13.722	3	750m	46.856	1	13.921

Heat 7				Heat 8				
Distance	POL - Poland		Lap Time	Lap	Distance	CAN - Canada		Lap Time
	Time	Rank				Time	Rank	
125m	11.542	1			125m	11.595	2	
250m	18.982	1	18.982	1	250m	19.045	2	19.045
375m	25.963	2			375m	25.874	1	
500m	33.034	3	14.052	2	500m	32.725	1	13.680
625m	40.196	3			625m	39.784	1	
750m	47.499	4	14.465	3	750m	47.113	2	14.388

Heat 9				Heat 10				
Distance	MEX - Mexico		Lap Time	Lap	Distance	GER - Germany		Lap Time
	Time	Rank				Time	Rank	
125m	11.894	4			125m	11.896	5	
250m	19.492	5	19.492	1	250m	19.543	6	19.543
375m	26.402	4			375m	26.486	5	
500m	33.269	4	13.777	2	500m	33.469	5	13.926
625m	40.238	4			625m	40.438	5	
750m	47.400	3	14.131	3	750m	47.567	5	14.098

Communiqué approved by the Secretary of the Commissaires Panel:

Women's Team Sprint / Vitesse par équipe femmes
Qualifying / Qualifications
Start List / Liste de départ

Fri 12 Apr 2024 - Race distance: 3 laps

World Record	45.848 GER - Germany	Glasgow (GBR)	3 AUG 2023
---------------------	----------------------	---------------	------------

Heat	Race Number	Team / Name	Time
1		COL - Colombia	_____
	277	BAYONA PINEDA Martha	
	279	MOSQUERA QUICENO Yarli	
	278	CUADRADO FLOREZ Stefany Lorena	
2		HKG - Hong Kong, China	_____
	306	CHING Yin Shan	
	310	YEUNG Cho Yiu	
	308	NG Sze Wing	
3		UKR - Ukraine	_____
	336	STARIKOVA Olena	
	335	LOHVINIUK Oleksandra	
	334	KELIUKH Karolina	
4		BEL - Belgium	_____
	203	WITTEVRONGEL Lani	
	253	JENAER Valerie	
	254	NICOLAES Julie	
5		FRA - France	_____
	295	MICHAUX Julie	
	293	KOUAME Taky Marie Divine	
	292	GROS Mathilde	
6		NED - Netherlands	_____
	323	LAMBERINK Kyra	
	324	van de WOUW Hetty	
	325	van der PEET Steffie	
7		POL - Poland	_____
	327	KARWACKA Marlena	
	328	LOS Urszula	
	330	SIBIAK Nikola	

**Women's Team Sprint / Vitesse par équipe femmes
Qualifying / Qualifications
Start List / Liste de départ**

Fri 12 Apr 2024 - Race distance: 3 laps

Heat	Race Number	Team / Name	Time
8		CAN - Canada	_____
	264	ORBAN Sarah	
	262	MITCHELL Kelsey	
	259	GENEST Lauriane	
9		MEX - Mexico	_____
	319	SALAZAR VALLES Jessica	
	317	GAXIOLA GONZALEZ Luz Daniela	
	321	VERDUGO OSUNA Yuli Paola	
10		GER - Germany	_____
	300	JAGER Lara-Sophie	
	304	SCHNEIDER Clara	
	303	PROPSTER Alessa-Catriona	

Progression rule:

Fastest 8 teams qualify for the first round.

Communiqué approved by the Secretary of the Commissaires Panel:

.....

Note:

The composition of the teams may be subject to change up to 30 minutes before the start of the race. Sorted in the order given by the team.

Women's Sprint / Vitesse femmes

Nations Cup Standings / Classement coupe des nations
As of SAT 13 APR 2024

Event No 1	Adelaide (AUS)	2 - 4 February 2024
Event No 2	Hong Kong,China (HKG)	15 - 17 March 2024
Event No 3	Milton (CAN)	12 - 14 April 2024

Rank	Name	Team Code	Event No 1	Event No 2	Event No 3	Total Points
1	GROS Mathilde	FRA	640.0	720.0	800.0	2160.0
2	FINUCANE Emma	GBR	560.0	800.0		1360.0
3	HINZE Emma	GER	800.0	520.0		1320.0
4	ANDREWS Ellesse	NZL	600.0		720.0	1320.0
5	SATO Mina	RKD	720.0	480.0		1200.0
6	van de WOUW Hetty	NED		600.0	600.0	1200.0
7	FRIEDRICH Lea Sophie	GER	480.0	640.0		1120.0
8	VECE Miriam	ITA	280.0	280.0	520.0	1080.0
9	GENEST Lauriane	CAN	400.0		560.0	960.0
10	MARCHANT Katy	TIN	520.0	440.0		960.0
11	CAPEWELL Sophie	GBR	360.0	560.0		920.0
12	KOUAME Taky Marie Divine	FRA	232.0	304.0	328.0	864.0
13	GAXIOLA GONZALEZ Luz Daniela	MEX	1.0	80.0	640.0	721.0
14	GUO Yufang	CHN	304.0	400.0		704.0
15	YUAN Liying	CHN	328.0	360.0		688.0
16	BAYONA PINEDA Martha	COL	160.0		360.0	520.0
17	STARIKOVA Olena	UKR		232.0	280.0	512.0
18	PROPSTER Alessa-Catriona	GER			480.0	480.0
19	van der PEET Steffie	NED		160.0	304.0	464.0
20	VERDUGO OSUNA Yuli Paola	MEX	1.0	1.0	440.0	442.0
21	CLONAN Kristina	AUS	440.0			440.0
22	MITCHELL Kelsey	CAN			400.0	400.0
23	OHTA Riyu	JPN	192.0	192.0		384.0
24	ORBAN Sarah	CAN	176.0		192.0	368.0
25	UMEKAWA Fuko	JPN	208.0	144.0		352.0
26	LYSENKO Alina	AIN		328.0		328.0
27	BILETSKA Alla	UKR		96.0	232.0	328.0
28	BOYLE Jackie	NCI	144.0		128.0	272.0
29	KARWACKA Marlina	POL			256.0	256.0
30	THOMAS Lowri	TIN		256.0		256.0
31	BELL Lauren	TIN	256.0			256.0
32	SCHNEIDER Clara	GER			208.0	208.0
33	BURLAKOVA Iana	AIN		208.0		208.0
34	DEGRENDELE Nicky	BEL	80.0	112.0		192.0
35	FULTON Shaane	NZL	1.0	176.0		177.0
36	HANKINS Kayla	USA		1.0	176.0	177.0
37	WANG Lijuan	CHN			160.0	160.0
38	CUADRADO FLOREZ Stefany Lorena	COL			144.0	144.0
39	MICHAUX Julie	USC	128.0	1.0		129.0
40	DROUDE Marie Louisa	USC	1.0	128.0		129.0
41	JABORNIKOVA Veronika	CZE	1.0	1.0	112.0	114.0
42	SIBIAK Nikola	POL	112.0			112.0
43	JENAER Valerie	BEL			96.0	96.0
44	McCAIG Alessia	AUS	96.0			96.0
45	PETRI Paulina	POL			80.0	80.0
46	CASAS ROIGE Helena	ESP	1.0	1.0	1.0	3.0
47	MOHD ASRI Nurul Izzah Izzati	MAS	1.0	1.0	1.0	3.0

Women's Sprint / Vitesse femmes

Nations Cup Standings / Classement coupe des nations

As of SAT 13 APR 2024

Rank	Name	Team Code	Event No 1	Event No 2	Event No 3	Total Points
48	NG Sze Wing	HKG	1.0	1.0	1.0	3.0
49	YEUNG Cho Yiu	HKG	1.0	1.0	1.0	3.0
50	MOHAMED Shahd	EGY	1.0	1.0	1.0	3.0
51	NICOLAES Julie	BEL	1.0		1.0	2.0
52	MARQUARDT Mandy	USA		1.0	1.0	2.0
53	DALGER Tachana	SUR		1.0	1.0	2.0
54	CHO Sunyoung	KOR	1.0	1.0		2.0
55	LENDEL Migle	LTU	1.0	1.0		2.0
56	KIM Haeun	KOR	1.0	1.0		2.0
57	SAKAI Aki	JPN		1.0		1.0
58	LOS Urszula	POL	1.0			1.0
59	ROSIDI Anis Amira	MAS	1.0			1.0
60	KING Olivia	NZL		1.0		1.0

Women's Sprint / Vitesse femmes

Final Classification / Classement final

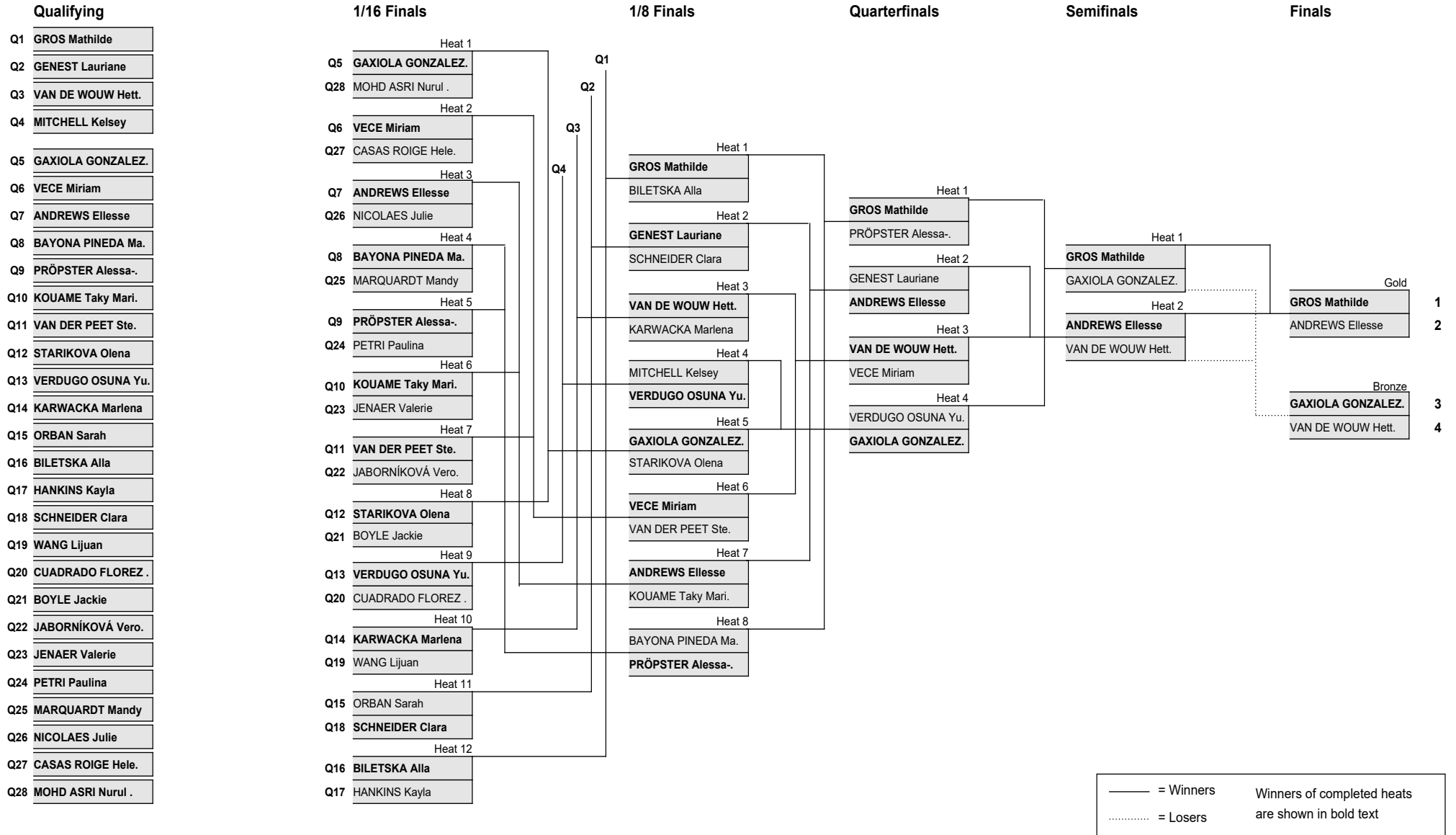
Sat 13 Apr 2024

Rank	Race Number	Name	Team Code	Race 1	Race 2	Decider
				200m Time:	10.907	10.964
				Average Speed km/h:	66.013	65.669
For Gold						
GOLD	1	292	GROS Mathilde	FRA	Winner	Winner
SILVER	2	326	ANDREWS Ellesse	NZL	+1.174	+0.228
				200m Time:	11.424	11.359
				Average Speed km/h:	63.025	63.386
For Bronze						
BRONZE	3	317	GAXIOLA GONZALEZ Luz Daniela	MEX	Winner	Winner
	4	324	van de WOUW Hetty	NED	+0.023	+0.058
Did not qualify for Semifinals						
	5	259	GENEST Lauriane	CAN		
	6	314	VECE Miriam	ITA		
	7	303	PROPSTER Alessa-Catriona	GER		
	8	321	VERDUGO OSUNA Yuli Paola	MEX		
Did not qualify for Quarterfinals						
	9	262	MITCHELL Kelsey	CAN		
	10	277	BAYONA PINEDA Martha	COL		
	11	293	KOUAME Taky Marie Divine	FRA		
	12	325	van der PEET Steffie	NED		
	13	336	STARIKOVA Olena	UKR		
	14	327	KARWACKA Marlena	POL		
	15	333	BILETSKA Alla	UKR		
	16	304	SCHNEIDER Clara	GER		
Did not qualify for 1/8 Finals						
	17	264	ORBAN Sarah	NCI		
	18	339	HANKINS Kayla	USA		
	19	270	WANG Lijuan	CHN		
	20	278	CUADRADO FLOREZ Stefany Lorena	COL		
	21	257	BOYLE Jackie	NCI		
	22	281	JABORNIKOVA Veronika	CZE		
	23	253	JENAER Valerie	BEL		
	24	329	PETRI Paulina	POL		
	25	341	MARQUARDT Mandy	USA		
	26	254	NICOLAES Julie	BEL		
	27	285	CASAS ROIGE Helena	ESP		
	28	316	MOHD ASRI Nurul Izzah Izzati	MAS		
Did not qualify for 1/16 Finals						
	29	308	NG Sze Wing	HKG		
	30	331	DALGER Tachana	SUR		
	31	310	YEUNG Cho Yiu	HKG		
	32	283	MOHAMED Shahd	EGY		

Communiqué approved by the Secretary of the Commissaires Panel:

Women's Sprint / Vitesse femmes

Results Bracket / Tableau de progression



**Women's Sprint / Vitesse femmes
 Finals / Finales
 Start List / Liste de départ**

Sat 13 Apr 2024 - Race distance: 3 laps

Race Number	Name	Team Code	Race 1	Race 2	Decider
<i>For Bronze</i>					
		200m Time:			
		Average Speed km/h:			
317	GAXIOLA GONZALEZ Luz Daniela	MEX			
324	van de WOUW Hetty	NED			
<i>For Gold</i>					
		200m Time:			
		Average Speed km/h:			
292	GROS Mathilde	FRA			
326	ANDREWS Ellesse	NZL			

Communiqué approved by the Secretary of the Commissaires Panel:

.....

**Women's Sprint / Vitesse femmes
Semifinals / Demi-finales
Results / Résultats**

Sat 13 Apr 2024 - Race distance: 3 laps

Rank	Race Number	Name	Team Code	Race 1	Race 2	Decider
				200m Time:	10.920	11.157
				Average Speed km/h:	65.934	64.533
Heat 1						
	1	292 GROS Mathilde	FRA	Winner	Winner	Q
	2	317 GAXIOLA GONZALEZ Luz Daniela	MEX	+0.119	+0.090	
				200m Time:	10.971	11.095
				Average Speed km/h:	65.628	64.894
Heat 2						
	1	326 ANDREWS Ellesse	NZL	+0.001	Winner	Winner Q
	2	324 van de WOUW Hetty	NED	Winner	+0.025	+0.360

Progression rule:

The winners race for the gold and silver medals. The losers race for the bronze medal.

Communiqué approved by the Secretary of the Commissaires Panel:

.....

LEGEND

Q Qualified

**Women's Sprint / Vitesse femmes
Semifinals / Demi-finales
Start List / Liste de départ**

Sat 13 Apr 2024 - Race distance: 3 laps

Race Number	Name	Team Code	Race 1	Race 2	Decider
Heat 1					
			200m Time:		
			Average Speed km/h:		
292	GROS Mathilde	FRA			
317	GAXIOLA GONZALEZ Luz Daniela	MEX			
Heat 2					
			200m Time:		
			Average Speed km/h:		
326	ANDREWS Ellesse	NZL			
324	van de WOUW Hetty	NED			

Progression rule:

The winners race for the gold and silver medals. The losers race for the bronze medal.

Communiqué approved by the Secretary of the Commissaires Panel:

.....

**Women's Sprint / Vitesse femmes
Quarterfinals / Quart de finales
Results / Résultats**

Sat 13 Apr 2024 - Race distance: 3 laps

Rank	Race Number	Name	Team Code	Race 1	Race 2	Decider	
				200m Time:	10.951	10.992	10.955
				Average Speed km/h:	65.747	65.502	65.723
Heat 1							
	1	292 GROS Mathilde	FRA	Winner	+0.030	Winner Q	
	2	303 PROPSTER Alessa-Catriona	GER	+1.281	Winner	+0.094	
				200m Time:	10.923	11.003	
				Average Speed km/h:	65.916	65.437	
Heat 2							
	1	326 ANDREWS Ellesse	NZL	Winner	Winner	Q	
	2	259 GENEST Lauriane	CAN	+0.035	+0.129		
				200m Time:	11.164	11.089	
				Average Speed km/h:	64.493	64.929	
Heat 3							
	1	324 van de WOUW Hetty	NED	Winner	Winner	Q	
	2	314 VECE Miriam	ITA	+0.328	+0.066		
				200m Time:	11.179	10.872	11.278
				Average Speed km/h:	64.406	66.225	63.841
Heat 4							
	1	317 GAXIOLA GONZALEZ Luz Daniela	MEX	+0.004	Winner	Winner Q	
	2	321 VERDUGO OSUNA Yuli Paola	MEX	Winner	+0.040	+0.099	

Progression rule:

The winner of each heat qualifies to the Semifinals.

Communiqué approved by the Secretary of the Commissaires Panel:

.....

LEGEND

Q Qualified

**Women's Sprint / Vitesse femmes
Quarterfinals / Quart de finales
Start List / Liste de départ**

Sat 13 Apr 2024 - Race distance: 3 laps

Race Number	Name	Team Code	Race 1	Race 2	Decider
Heat 1					
		200m Time:			
		Average Speed km/h:			
292	GROS Mathilde	FRA			
303	PROPSTER Alessa-Catriona	GER			
Heat 2					
		200m Time:			
		Average Speed km/h:			
259	GENEST Lauriane	CAN			
326	ANDREWS Ellesse	NZL			
Heat 3					
		200m Time:			
		Average Speed km/h:			
324	van de WOUW Hetty	NED			
314	VECE Miriam	ITA			
Heat 4					
		200m Time:			
		Average Speed km/h:			
321	VERDUGO OSUNA Yuli Paola	MEX			
317	GAXIOLA GONZALEZ Luz Daniela	MEX			

Progression rule:

The winner of each heat qualifies to the Semifinals.

Communiqué approved by the Secretary of the Commissaires Panel:

.....

Women's Sprint / Vitesse femmes
1/8 Finals / 1/8 de finale
Results / Résultats

Sat 13 Apr 2024 - Race distance: 3 laps

Rank	Race Number	Name	Team Code		
			200m Time:	10.871	
			Average Speed km/h:	66.231	
Heat 1					
1	292	GROS Mathilde	FRA	Winner	Q
2	333	BILETSKA Alla	UKR	+0.117	
			200m Time:	11.044	
			Average Speed km/h:	65.194	
Heat 2					
1	259	GENEST Lauriane	CAN	Winner	Q
2	304	SCHNEIDER Clara	GER	+0.431	
			200m Time:	11.135	
			Average Speed km/h:	64.661	
Heat 3					
1	324	van de WOUW Hetty	NED	Winner	Q
2	327	KARWACKA Marlena	POL	+0.166	
			200m Time:	11.163	
			Average Speed km/h:	64.499	
Heat 4					
1	321	VERDUGO OSUNA Yuli Paola	MEX	Winner	Q
2	262	MITCHELL Kelsey	CAN	+0.106	
			200m Time:	11.157	
			Average Speed km/h:	64.533	
Heat 5					
1	317	GAXIOLA GONZALEZ Luz Daniela	MEX	Winner	Q
2	336	STARIKOVA Olena	UKR	+0.130	
			200m Time:	11.412	
			Average Speed km/h:	63.091	
Heat 6					
1	314	VECE Miriam	ITA	Winner	Q
2	325	van der PEET Steffie	NED	+0.047	
			200m Time:	11.321	
			Average Speed km/h:	63.599	
Heat 7					
1	326	ANDREWS Ellesse	NZL	Winner	Q
2	293	KOUAME Taky Marie Divine	FRA	+0.145	
			200m Time:	11.160	
			Average Speed km/h:	64.516	
Heat 8					
1	303	PROPSTER Alessa-Catriona	GER	Winner	Q
2	277	BAYONA PINEDA Martha	COL	+0.005	

Progression rule:

The winner of each heat qualifies to the Quarterfinals.

Women's Sprint / Vitesse femmes
1/8 Finals / 1/8 de finale
Results / Résultats

Sat 13 Apr 2024 - Race distance: 3 laps

Rank	Race Number	Name	Team Code
------	-------------	------	-----------

Communiqué approved by the Secretary of the Commissaires Panel:

.....

Note:
The average speed is taken over the last 200m.

LEGEND
Q Qualified

Women's Sprint / Vitesse femmes
1/8 Finals / 1/8 de finale
Start List / Liste de départ

Sat 13 Apr 2024 - Race distance: 3 laps

Race Number	Name	Team Code
Heat 1		
		200m Time:
		Average Speed km/h:
292	GROS Mathilde	FRA
333	BILETSKA Alla	UKR
Heat 2		
		200m Time:
		Average Speed km/h:
259	GENEST Lauriane	CAN
304	SCHNEIDER Clara	GER
Heat 3		
		200m Time:
		Average Speed km/h:
324	van de WOUW Hetty	NED
327	KARWACKA Marlena	POL
Heat 4		
		200m Time:
		Average Speed km/h:
262	MITCHELL Kelsey	CAN
321	VERDUGO OSUNA Yuli Paola	MEX
Heat 5		
		200m Time:
		Average Speed km/h:
317	GAXIOLA GONZALEZ Luz Daniela	MEX
336	STARIKOVA Olena	UKR
Heat 6		
		200m Time:
		Average Speed km/h:
314	VECE Miriam	ITA
325	van der PEET Steffie	NED
Heat 7		
		200m Time:
		Average Speed km/h:
326	ANDREWS Ellesse	NZL
293	KOUAME Taky Marie Divine	FRA
Heat 8		
		200m Time:
		Average Speed km/h:
277	BAYONA PINEDA Martha	COL
303	PROPSTER Alessa-Catriona	GER

Progression rule:

The winner of each heat qualifies to the Quarterfinals.

Communiqué approved by the Secretary of the Commissaires Panel:

Women's Sprint / Vitesse femmes

1/16 Finals / 1/16 de finale

Results / Résultats

Sat 13 Apr 2024 - Race distance: 3 laps

Rank	Race Number	Name	Team Code	200m Time:	Average Speed km/h:	
Heat 1						
				200m Time:	11.235	
				Average Speed km/h:	64.085	
	1	317	GAXIOLA GONZALEZ Luz Daniela	MEX	Winner	Q
	2	316	MOHD ASRI Nurul Izzah Izzati	MAS	+0.065	
Heat 2						
				200m Time:	11.600	
				Average Speed km/h:	62.069	
	1	314	VECE Miriam	ITA	Winner	Q
	2	285	CASAS ROIGE Helena	ESP	+0.337	
Heat 3						
				200m Time:	11.285	
				Average Speed km/h:	63.802	
	1	326	ANDREWS Ellesse	NZL	Winner	Q
	2	254	NICOLAES Julie	BEL	+0.054	
Heat 4						
				200m Time:	11.503	
				Average Speed km/h:	62.592	
	1	277	BAYONA PINEDA Martha	COL	Winner	Q
	2	341	MARQUARDT Mandy	USA	+0.188	
Heat 5						
				200m Time:	11.144	
				Average Speed km/h:	64.609	
	1	303	PROPSTER Alessa-Catriona	GER	Winner	Q
	2	329	PETRI Paulina	POL	+0.106	
Heat 6						
				200m Time:	11.714	
				Average Speed km/h:	61.465	
	1	293	KOUAME Taky Marie Divine	FRA	Winner	Q
	2	253	JENAER Valerie	BEL	+0.180	
Heat 7						
				200m Time:	11.394	
				Average Speed km/h:	63.191	
	1	325	van der PEET Steffie	NED	Winner	Q
	2	281	JABORNIKOVA Veronika	CZE	+0.262	
Heat 8						
				200m Time:	11.308	
				Average Speed km/h:	63.672	
	1	336	STARIKOVA Olena	UKR	Winner	Q
	2	257	BOYLE Jackie	NCI	+0.105	
Heat 9						
				200m Time:	11.041	
				Average Speed km/h:	65.211	
	1	321	VERDUGO OSUNA Yuli Paola	MEX	Winner	Q
	2	278	CUADRADO FLOREZ Stefany Lorena	COL	+0.122	
Heat 10						
				200m Time:	11.547	
				Average Speed km/h:	62.354	
	1	327	KARWACKA Marlena	POL	Winner	Q
	2	270	WANG Lijuan	CHN	+0.430	

Women's Sprint / Vitesse femmes
1/16 Finals / 1/16 de finale
Results / Résultats

Sat 13 Apr 2024 - Race distance: 3 laps

Rank	Race Number	Name	Team Code		
			200m Time:	11.416	
			Average Speed km/h:	63.069	
Heat 11					
1	304	SCHNEIDER Clara	GER	Winner	Q
2	264	ORBAN Sarah	NCI	+0.114	
			200m Time:	11.494	
			Average Speed km/h:	62.641	
Heat 12					
1	333	BILETSKA Alla	UKR	Winner	Q
2	339	HANKINS Kayla	USA	+0.095	

Progression rule:

The winner of each heat qualifies to the 1/8 Finals.

Communiqué approved by the Secretary of the Commissaires Panel:

.....

Note:

The average speed is taken over the last 200m.

LEGEND

Q Qualified

Women's Sprint / Vitesse femmes
1/16 Finals / 1/16 de finale
Start List / Liste de départ

Sat 13 Apr 2024 - Race distance: 3 laps

Race Number	Name	Team Code
Heat 1		
		200m Time:
		Average Speed km/h:
317	GAXIOLA GONZALEZ Luz Daniela	MEX
316	MOHD ASRI Nurul Izzah Izzati	MAS
Heat 2		
		200m Time:
		Average Speed km/h:
314	VECE Miriam	ITA
285	CASAS ROIGE Helena	ESP
Heat 3		
		200m Time:
		Average Speed km/h:
326	ANDREWS Ellesse	NZL
254	NICOLAES Julie	BEL
Heat 4		
		200m Time:
		Average Speed km/h:
277	BAYONA PINEDA Martha	COL
341	MARQUARDT Mandy	USA
Heat 5		
		200m Time:
		Average Speed km/h:
303	PROPSTER Alessa-Catriona	GER
329	PETRI Paulina	POL
Heat 6		
		200m Time:
		Average Speed km/h:
293	KOUAME Taky Marie Divine	FRA
253	JENAER Valerie	BEL
Heat 7		
		200m Time:
		Average Speed km/h:
325	van der PEET Steffie	NED
281	JABORNIKOVA Veronika	CZE
Heat 8		
		200m Time:
		Average Speed km/h:
336	STARIKOVA Olena	UKR
257	BOYLE Jackie	NCI
Heat 9		
		200m Time:
		Average Speed km/h:
321	VERDUGO OSUNA Yuli Paola	MEX
278	CUADRADO FLOREZ Stefany Lorena	COL
Heat 10		
		200m Time:
		Average Speed km/h:
327	KARWACKA Marlena	POL
270	WANG Lijuan	CHN
Heat 11		
		200m Time:
		Average Speed km/h:
264	ORBAN Sarah	NCI
304	SCHNEIDER Clara	GER

Women's Sprint / Vitesse femmes
1/16 Finals / 1/16 de finale
Start List / Liste de départ

Sat 13 Apr 2024 - Race distance: 3 laps

Race Number	Name	Team Code
Heat 12		
		200m Time:
		Average Speed km/h:
333	BILETSKA Alla	UKR
339	HANKINS Kayla	USA

Progression rule:

The winner of each heat qualifies to the 1/8 Finals.

Communiqué approved by the Secretary of the Commissaires Panel:

.....

Women's Sprint / Vitesse femmes
Qualifying / Qualifications
Results / Résultats

Sat 13 Apr 2024 - Race distance: 200m flying start (3.5 laps)

World Record 10.154 MITCHELL Kelsey CAN Cochabamba (BOL) 4 SEP 2019

Rank	Race Number	Name	Team Code	100m	Time 100-200	Average Speed km/h	
1	292	GROS Mathilde	FRA	5.168 (1)	10.357 5.189 (1)	69.518	Q
2	259	GENEST Lauriane	CAN	5.216 (2)	10.469 5.253 (2)	68.774	Q
3	324	van de WOUW Hetty	NED	5.217 (3)	10.519 5.302 (3)	68.448	Q
4	262	MITCHELL Kelsey	CAN	5.240 (4)	10.554 5.314 (4)	68.221	Q
5	317	GAXIOLA GONZALEZ Luz Daniela	MEX	5.248 (5)	10.644 5.396 (5)	67.644	Q
6	314	VECE Miriam	ITA	5.300 (6)	10.724 5.424 (8)	67.139	Q
7	326	ANDREWS Ellesse	NZL	5.303 (7)	10.738 5.435 (9)	67.052	Q
8	277	BAYONA PINEDA Martha	COL	5.341 (10)	10.741 5.400 (6)	67.033	Q
9	303	PROPSTER Alessa-Catriona	GER	5.321 (8)	10.776 5.455 (10)	66.815	Q
10	293	KOUAME Taky Marie Divine	FRA	5.362 (14)	10.780 5.418 (7)	66.790	Q
11	325	van der PEET Steffie	NED	5.327 (9)	10.787 5.460 (12)	66.747	Q
12	336	STARIKOVA Olena	UKR	5.349 (11)	10.805 5.456 (11)	66.636	Q
13	321	VERDUGO OSUNA Yuli Paola	MEX	5.370 (15)	10.844 5.474 (13)	66.396	Q
14	327	KARWACKA Marlena	POL	5.356 (12)	10.847 5.491 (16)	66.378	Q
15	264	ORBAN Sarah	NCI	5.360 (13)	10.862 5.502 (17)	66.286	Q
16	333	BILETSKA Alla	UKR	5.376 (16)	10.887 5.511 (18)	66.134	Q
17	339	HANKINS Kayla	USA	5.384 (17)	10.899 5.515 (19)	66.061	Q
18	304	SCHNEIDER Clara	GER	5.424 (20)	10.906 5.482 (14)	66.019	Q
19	270	WANG Lijuan	CHN	5.409 (18)	10.941 5.532 (20)	65.808	Q
20	278	CUADRADO FLOREZ Stefany Lorena	COL	5.464 (21)	10.954 5.490 (15)	65.729	Q
21	257	BOYLE Jackie	NCI	5.419 (19)	10.979 5.560 (21)	65.580	Q
22	281	JABORNIKOVA Veronika	CZE	5.464 (21)	11.026 5.562 (22)	65.300	Q

**Women's Sprint / Vitesse femmes
Qualifying / Qualifications
Results / Résultats**

Sat 13 Apr 2024 - Race distance: 200m flying start (3.5 laps)

Rank	Race Number	Name	Team Code	100m	Time 100-200	Average Speed km/h	
23	253	JENAER Valerie	BEL	5.509 (23)	11.134 5.625 (24)	64.667	Q
24	329	PETRI Paulina	POL	5.538 (25)	11.147 5.609 (23)	64.591	Q
25	341	MARQUARDT Mandy	USA	5.537 (24)	11.257 5.720 (26)	63.960	Q
26	254	NICOLAES Julie	BEL	5.573 (27)	11.285 5.712 (25)	63.802	Q
27	285	CASAS ROIGE Helena	ESP	5.560 (26)	11.302 5.742 (27)	63.706	Q
28	316	MOHD ASRI Nurul Izzah Izzati	MAS	5.587 (28)	11.349 5.762 (28)	63.442	Q
29	308	NG Sze Wing	HKG	5.626 (29)	11.426 5.800 (29)	63.014	
30	331	DALGER Tachana	SUR	5.652 (31)	11.459 5.807 (30)	62.833	
31	310	YEUNG Cho Yiu	HKG	5.626 (29)	11.502 5.876 (31)	62.598	
32	283	MOHAMED Shahd	EGY	5.889 (32)	11.929 6.040 (32)	60.357	

Progression rule:

Top 4 riders qualify for 1/8 Finals. 5th to 28th places qualify for 1/16 Finals.

Communiqué approved by the Secretary of the Commissaires Panel:

LEGEND

Q Qualified

**Women's Sprint / Vitesse femmes
Qualifying / Qualifications
Start List / Liste de départ**

Sat 13 Apr 2024 - Race distance: 200m flying start (3.5 laps)

World Record	10.154 MITCHELL Kelsey	CAN Cochabamba (BOL)	4 SEP 2019
---------------------	------------------------	----------------------	------------

Heat	Race Number	Name	Team Code	Time
1	257	BOYLE Jackie	NCI	_____
2	278	CUADRADO FLOREZ Stefany Lorena	COL	_____
3	253	JENAER Valerie	BEL	_____
4	331	DALGER Tachana	SUR	_____
5	339	HANKINS Kayla	USA	_____
6	285	CASAS ROIGE Helena	ESP	_____
7	336	STARIKOVA Olena	UKR	_____
8	254	NICOLAES Julie	BEL	_____
9	327	KARWACKA Marlana	POL	_____
10	325	van der PEET Steffie	NED	_____
11	304	SCHNEIDER Clara	GER	_____
12	321	VERDUGO OSUNA Yuli Paola	MEX	_____
13	283	MOHAMED Shahd	EGY	_____
14	310	YEUNG Cho Yiu	HKG	_____
15	308	NG Sze Wing	HKG	_____
16	341	MARQUARDT Mandy	USA	_____
17	329	PETRI Paulina	POL	_____
18	264	ORBAN Sarah	NCI	_____
19	333	BILETSKA Alla	UKR	_____
20	281	JABORNIKOVA Veronika	CZE	_____
21	316	MOHD ASRI Nurul Izzah Izzati	MAS	_____
22	270	WANG Lijuan	CHN	_____
23	293	KOUAME Taky Marie Divine	FRA	_____
24	324	van de WOUW Hetty	NED	_____
25	317	GAXIOLA GONZALEZ Luz Daniela	MEX	_____
26	303	PROPSTER Alessa-Catriona	GER	_____
27	314	VECE Miriam	ITA	_____
28	259	GENEST Lauriane	CAN	_____
29	292	GROS Mathilde	FRA	_____
30	326	ANDREWS Ellesse	NZL	_____
31	262	MITCHELL Kelsey	CAN	_____
32	277	BAYONA PINEDA Martha	COL	_____

Progression rule:

Top 4 riders qualify for 1/8 Finals. 5th to 28th places qualify for 1/16 Finals.

Women's Sprint / Vitesse femmes
Qualifying / Qualifications
Start List / Liste de départ

Sat 13 Apr 2024 - Race distance: 200m flying start (3.5 laps)

Heat	Race Number	Name	Team Code	Time
------	-------------	------	-----------	------

Communiqué approved by the Secretary of the Commissaires Panel:

Women's Keirin / Keirin femmes

Nations Cup Standings / Classement coupe des nations
As of SUN 14 APR 2024

Event No 1	Adelaide (AUS)	2 - 4 February 2024
Event No 2	Hong Kong,China (HKG)	15 - 17 March 2024
Event No 3	Milton (CAN)	12 - 14 April 2024

Rank	Name	Team Code	Event No 1	Event No 2	Event No 3	Total Points
1	GROS Mathilde	FRA	480.0	520.0	520.0	1520.0
2	FINUCANE Emma	GBR	600.0	800.0		1400.0
3	SATO Mina	RKD	800.0	560.0		1360.0
4	GENEST Lauriane	CAN	640.0		640.0	1280.0
5	WANG Lijuan	CHN	280.0	480.0	328.0	1088.0
6	van der PEET Steffie	NED		328.0	720.0	1048.0
7	DEGRENDELE Nicky	BEL	440.0	600.0		1040.0
8	VECE Miriam	ITA	328.0	304.0	400.0	1032.0
9	HINZE Emma	GER	280.0	720.0		1000.0
10	van de WOUW Hetty	NED		360.0	600.0	960.0
11	BAYONA PINEDA Martha	COL	400.0		560.0	960.0
12	FRIEDRICH Lea Sophie	GER	520.0	440.0		960.0
13	ANDREWS Ellesse	NZL			800.0	800.0
14	MARCHANT Katy	TIN	720.0	1.0		721.0
15	CAPEWELL Sophie	GBR	560.0	160.0		720.0
16	LYSENKO Alina	AIN		640.0		640.0
17	MOHD ASRI Nurul Izzah Izzati	MAS	1.0	160.0	440.0	601.0
18	NICOLAES Julie	BEL	304.0		280.0	584.0
19	OHTA Riyu	JPN	176.0	400.0		576.0
20	GAXIOLA GONZALEZ Luz Daniela	MEX	1.0	280.0	280.0	561.0
21	MITCHELL Kelsey	CAN			480.0	480.0
22	UMEKAWA Fuko	JPN	176.0	280.0		456.0
23	CASAS ROIGE Helena	ESP	1.0	280.0	160.0	441.0
24	KOUAME Taky Marie Divine	FRA	96.0	1.0	304.0	401.0
25	LOS Urszula	POL	96.0		280.0	376.0
26	PROPSTER Alessa-Catriona	GER			360.0	360.0
27	McCAIG Alessia	AUS	360.0			360.0
28	NG Sze Wing	HKG	1.0	160.0	160.0	321.0
29	YEUNG Cho Yiu	HKG	280.0	1.0	1.0	282.0
30	KARWACKA Marlena	POL	1.0		280.0	281.0
31	HANKINS Kayla	USA		1.0	280.0	281.0
32	JIANG Yulu	CHN	280.0	1.0		281.0
33	SCHNEIDER Clara	GER			280.0	280.0
34	ROSIDI Anis Amira	MAS	280.0			280.0
35	BURLAKOVA Iana	AIN		280.0		280.0
35	FULTON Shaane	NZL		280.0		280.0
35	THOMAS Lowri	TIN		280.0		280.0
38	CHO Sunyoung	KOR	96.0	160.0		256.0
39	BOYLE Jackie	NCI	176.0		1.0	177.0
40	CLONAN Kristina	AUS	176.0			176.0
40	KING Olivia	NZL	176.0			176.0
42	VERDUGO OSUNA Yuli Paola	MEX	1.0	1.0	160.0	162.0
43	BILETSKA Alla	UKR		1.0	160.0	161.0
44	LOHVINIUK Oleksandra	UKR		1.0	160.0	161.0
45	CUADRADO FLOREZ Stefany Lorena	COL			160.0	160.0
46	MARQUARDT Mandy	USA		160.0		160.0
46	SAKAI Aki	JPN		160.0		160.0

Women's Keirin / Keirin femmes

Nations Cup Standings / Classement coupe des nations
As of SUN 14 APR 2024

Rank	Name	Team Code	Event No 1	Event No 2	Event No 3	Total Points
48	LENDEL Migle	LTU	96.0	1.0		97.0
49	DROUODE Marie Louisa	USC	96.0	1.0		97.0
50	JABORNIKOVA Veronika	CZE	1.0	1.0	1.0	3.0
51	MOHAMED Shahd	EGY	1.0	1.0	1.0	3.0
52	DALGER Tachana	SUR		1.0	1.0	2.0
53	KIM Haeun	KOR	1.0	1.0		2.0
54	PALMER Dahlia	JAM		1.0	1.0	2.0
55	PETCH Rebecca	NZL	1.0	1.0		2.0
56	MICHAUX Julie	USC	1.0	1.0		2.0
57	JENAER Valerie	BEL			1.0	1.0
58	BELL Lauren	TIN	1.0			1.0

Women's Keirin / Keirin femmes

Final Classification / Classement final

Sun 14 Apr 2024 - Race distance: 6 laps

Rank	Race Number	Name	Team Code	Time Behind
				200m Time: 11.356
				Average Speed km/h: 63.403
For Gold				
GOLD	326	ANDREWS Ellesse	NZL	
SILVER	325	van der PEET Steffie	NED	+0.053
BRONZE	259	GENEST Lauriane	CAN	+0.133
4	324	van de WOUW Hetty	NED	+0.154
5	277	BAYONA PINEDA Martha	COL	+0.179
6	292	GROS Mathilde	FRA	+0.418
				200m Time: 11.037
				Average Speed km/h: 65.235
For Places 7-12				
7	262	MITCHELL Kelsey	CAN	
8	316	MOHD ASRI Nurul Izzah Izzati	MAS	+0.183
9	314	VECE Miriam	ITA	+0.219
10	303	PROPSTER Alessa-Catriona	GER	+0.359
11	270	WANG Lijuan	CHN	+0.375
12	293	KOUAME Taky Marie Divine	FRA	+0.502
Did not qualify for Second Round				
13	254	NICOLAES Julie	BEL	
13	304	SCHNEIDER Clara	GER	
13	317	GAXIOLA GONZALEZ Luz Daniela	MEX	
13	327	KARWACKA Marlena	POL	
13	328	LOS Urszula	POL	
13	339	HANKINS Kayla	USA	
19	278	CUADRADO FLOREZ Stefany Lorena	COL	
19	285	CASAS ROIGE Helena	ESP	
19	308	NG Sze Wing	HKG	
19	321	VERDUGO OSUNA Yuli Paola	MEX	
19	333	BILETSKA Alla	UKR	
19	335	LOHVINIUK Oleksandra	UKR	
25	253	JENAER Valerie	BEL	
25	257	BOYLE Jackie	NCI	
25	281	JABORNIKOVA Veronika	CZE	
25	310	YEUNG Cho Yiu	HKG	
25	315	PALMER Dahlia	JAM	
25	331	DALGER Tachana	SUR	
31	283	MOHAMED Shahd	EGY	

Communiqué approved by the Secretary of the Commissaires Panel:

**Women's Keirin / Keirin femmes
 Finals / Finales
 Start List / Liste de départ**

Sun 14 Apr 2024 - Race distance: 6 laps

Race Number	Name	Team Code
<i>For Places 7-12</i>		
262	MITCHELL Kelsey	CAN
270	WANG Lijuan	CHN
293	KOUAME Taky Marie Divine	FRA
303	PROPSTER Alessa-Catriona	GER
314	VECE Miriam	ITA
316	MOHD ASRI Nurul Izzah Izzati	MAS
<i>For Gold</i>		
259	GENEST Lauriane	CAN
277	BAYONA PINEDA Martha	COL
292	GROS Mathilde	FRA
324	van de WOUW Hetty	NED
325	van der PEET Steffie	NED
326	ANDREWS Ellesse	NZL

Communiqué approved by the Secretary of the Commissaires Panel:

.....

**Women's Keirin / Keirin femmes
Second Round / Deuxième tour
Results / Résultats**

Sun 14 Apr 2024 - Race distance: 6 laps

Rank	Race Number	Name	Team Code	Time Behind
				200m Time: 11.134
				Average Speed km/h: 64.667
Heat 1				
1	324	van de WOUW Hetty	NED	Q
2	277	BAYONA PINEDA Martha	COL	+0.038 Q
3	259	GENEST Lauriane	CAN	+0.038 Q
4	270	WANG Lijuan	CHN	+0.126
5	314	VECE Miriam	ITA	+0.535
6	293	KOUAME Taky Marie Divine	FRA	+1.719
				200m Time: 10.992
				Average Speed km/h: 65.502
Heat 2				
1	292	GROS Mathilde	FRA	Q
2	325	van der PEET Steffie	NED	+0.077 Q
3	326	ANDREWS Ellesse	NZL	+0.118 Q
4	262	MITCHELL Kelsey	CAN	+0.183
5	303	PROPSTER Alessa-Catriona	GER	+0.212
6	316	MOHD ASRI Nurul Izzah Izzati	MAS	+0.250

Progression rule:

The first three riders in each heat qualify to final for gold, all other riders advance to the final for places 7-12.

Communiqué approved by the Secretary of the Commissaires Panel:

.....

LEGEND

Q Qualified

**Women's Keirin / Keirin femmes
Second Round / Deuxième tour
Start List / Liste de départ**

Sun 14 Apr 2024 - Race distance: 6 laps

Race Number	Name	Team Code
Heat 1		
259	GENEST Lauriane	CAN
270	WANG Lijuan	CHN
277	BAYONA PINEDA Martha	COL
293	KOUAME Taky Marie Divine	FRA
314	VECE Miriam	ITA
324	van de WOUW Hetty	NED
Heat 2		
262	MITCHELL Kelsey	CAN
292	GROS Mathilde	FRA
303	PROPSTER Alessa-Catriona	GER
316	MOHD ASRI Nurul Izzah Izzati	MAS
325	van der PEET Steffie	NED
326	ANDREWS Ellesse	NZL

Progression rule:

The first three riders in each heat qualify to final for gold, all other riders advance to the final for places 7-12.

Communiqué approved by the Secretary of the Commissaires Panel:

.....

Women's Keirin / Keirin femmes
First Round Repechage / Repêchage premier tour
Results / Résultats

Sun 14 Apr 2024 - Race distance: 6 laps

Rank	Race Number	Name	Team Code	Time Behind
				200m Time: 11.257
				Average Speed km/h: 63.960
Heat 1				
1	316	MOHD ASRI Nurul Izzah Izzati	MAS	Q
2	339	HANKINS Kayla	USA	+0.088
3	278	CUADRADO FLOREZ Stefany Lorena	COL	+0.158
4	331	DALGER Tachana	SUR	+2.118
				200m Time: 11.115
				Average Speed km/h: 64.777
Heat 2				
1	270	WANG Lijuan	CHN	Q
2	304	SCHNEIDER Clara	GER	+0.047
3	285	CASAS ROIGE Helena	ESP	+0.115
4	257	BOYLE Jackie	NCI	+0.628
				200m Time: 11.571
				Average Speed km/h: 62.225
Heat 3				
1	293	KOUAME Taky Marie Divine	FRA	Q
2	327	KARWACKA Marlena	POL	+0.095
3	333	BILETSKA Alla	UKR	+0.137
4	310	YEUNG Cho Yiu	HKG	+0.197
				200m Time: 10.658
				Average Speed km/h: 67.555
Heat 4				
1	259	GENEST Lauriane	CAN	Q
2	254	NICOLAES Julie	BEL	+0.935
3	335	LOHVINIUK Oleksandra	UKR	+1.016
4	315	PALMER Dahlia	JAM	+1.060
				200m Time: 10.977
				Average Speed km/h: 65.592
Heat 5				
1	325	van der PEET Steffie	NED	Q
2	317	GAXIOLA GONZALEZ Luz Daniela	MEX	+0.119
3	308	NG Sze Wing	HKG	+0.633
4	281	JABORNIKOVA Veronika	CZE	+1.372
				200m Time: 11.326
				Average Speed km/h: 63.571
Heat 6				
1	326	ANDREWS Ellesse	NZL	Q
2	328	LOS Urszula	POL	+0.111
3	321	VERDUGO OSUNA Yuli Paola	MEX	+0.355
4	253	JENAER Valerie	BEL	+0.483
5	283	MOHAMED Shahd	EGY	+0.623

Progression rule:

The first rider in each heat qualify to 2nd Round.

Women's Keirin / Keirin femmes
First Round Repechage / Repêchage premier tour
Results / Résultats

Sun 14 Apr 2024 - Race distance: 6 laps

Rank	Race Number	Name	Team Code	Time Behind
------	-------------	------	-----------	-------------

Communiqué approved by the Secretary of the Commissaires Panel:

.....

LEGEND

Q Qualified

Women's Keirin / Keirin femmes
First Round Repechage / Repêchage premier tour
Start List / Liste de départ

Sun 14 Apr 2024 - Race distance: 6 laps

Race Number	Name	Team Code
Heat 1		
278	CUADRADO FLOREZ Stefany Lorena	COL
316	MOHD ASRI Nurul Izzah Izzati	MAS
331	DALGER Tachana	SUR
339	HANKINS Kayla	USA
Heat 2		
257	BOYLE Jackie	NCI
270	WANG Lijuan	CHN
285	CASAS ROIGE Helena	ESP
304	SCHNEIDER Clara	GER
Heat 3		
293	KOUAME Taky Marie Divine	FRA
310	YEUNG Cho Yiu	HKG
327	KARWACKA Marlena	POL
333	BILETSKA Alla	UKR
Heat 4		
254	NICOLAES Julie	BEL
259	GENEST Lauriane	CAN
315	PALMER Dahlia	JAM
335	LOHVINIUK Oleksandra	UKR
Heat 5		
281	JABORNIKOVA Veronika	CZE
308	NG Sze Wing	HKG
317	GAXIOLA GONZALEZ Luz Daniela	MEX
325	van der PEET Steffie	NED
Heat 6		
253	JENAER Valerie	BEL
283	MOHAMED Shahd	EGY
321	VERDUGO OSUNA Yuli Paola	MEX
326	ANDREWS Ellesse	NZL
328	LOS Urszula	POL

Progression rule:

The first rider in each heat qualify to 2nd Round.

Communiqué approved by the Secretary of the Commissaires Panel:

**Women's Keirin / Keirin femmes
First Round / Premier tour
Results / Résultats**

Sun 14 Apr 2024 - Race distance: 6 laps

Rank	Race Number	Name	Team Code	Time Behind
				200m Time: 11.016
				Average Speed km/h: 65.359
Heat 1				
1	277	BAYONA PINEDA Martha	COL	Q
2	316	MOHD ASRI Nurul Izzah Izzati	MAS	+0.071
3	304	SCHNEIDER Clara	GER	+0.413
4	327	KARWACKA Marlena	POL	+0.470
5	335	LOHVINIUK Oleksandra	UKR	+0.606
				200m Time: 10.978
				Average Speed km/h: 65.586
Heat 2				
1	303	PROPSTER Alessa-Catriona	GER	Q
2	270	WANG Lijuan	CHN	+0.514
3	310	YEUNG Cho Yiu	HKG	+0.523
4	254	NICOLAES Julie	BEL	+0.943
5	283	MOHAMED Shahd	EGY	+1.233
				200m Time: 11.341
				Average Speed km/h: 63.486
Heat 3				
1	262	MITCHELL Kelsey	CAN	Q
2	293	KOUAME Taky Marie Divine	FRA	+0.237
3	315	PALMER Dahlia	JAM	+0.272
4	321	VERDUGO OSUNA Yuli Paola	MEX	+0.307
5	281	JABORNIKOVA Veronika	CZE	+1.160
				200m Time: 11.123
				Average Speed km/h: 64.731
Heat 4				
1	324	van de WOUW Hetty	NED	Q
2	259	GENEST Lauriane	CAN	+0.021
3	328	LOS Urszula	POL	+0.341
4	308	NG Sze Wing	HKG	+0.549
5	331	DALGER Tachana	SUR	+1.806
				200m Time: 11.276
				Average Speed km/h: 63.852
Heat 5				
1	314	VECE Miriam	ITA	Q
2	326	ANDREWS Ellesse	NZL	+0.127
3	325	van der PEET Steffie	NED	+0.340
4	278	CUADRADO FLOREZ Stefany Lorena	COL	+0.504
	257	BOYLE Jackie	NCI	DNF

**Women's Keirin / Keirin femmes
First Round / Premier tour
Results / Résultats**

Sun 14 Apr 2024 - Race distance: 6 laps

Rank	Race Number	Name	Team Code	Time Behind
				200m Time: 11.035
				Average Speed km/h: 65.247
Heat 6				
1	292	GROS Mathilde	FRA	Q
2	317	GAXIOLA GONZALEZ Luz Daniela	MEX	+0.423
3	339	HANKINS Kayla	USA	+0.613
4	285	CASAS ROIGE Helena	ESP	+0.674
5	333	BILETSKA Alla	UKR	+0.749
6	253	JENAER Valerie	BEL	+1.675

Progression rule:

The first rider in each heat qualify to the Second round, all other riders advance to the repechages.

Communiqué approved by the Secretary of the Commissaires Panel:

.....

LEGEND

DNF Did Not Finish **Q** Qualified

Women's Keirin / Keirin femmes
First Round / Premier tour
Start List / Liste de départ

Sun 14 Apr 2024 - Race distance: 6 laps

Race Number	Name	Team Code
Heat 1		
277	BAYONA PINEDA Martha	COL
304	SCHNEIDER Clara	GER
316	MOHD ASRI Nurul Izzah Izzati	MAS
327	KARWACKA Marlena	POL
335	LOHVINIUK Oleksandra	UKR
Heat 2		
254	NICOLAES Julie	BEL
270	WANG Lijuan	CHN
283	MOHAMED Shahd	EGY
303	PROPSTER Alessa-Catriona	GER
310	YEUNG Cho Yiu	HKG
Heat 3		
262	MITCHELL Kelsey	CAN
281	JABORNIKOVA Veronika	CZE
293	KOUAME Taky Marie Divine	FRA
315	PALMER Dahlia	JAM
321	VERDUGO OSUNA Yuli Paola	MEX
Heat 4		
259	GENEST Lauriane	CAN
308	NG Sze Wing	HKG
324	van de WOUW Hetty	NED
328	LOS Urszula	POL
331	DALGER Tachana	SUR
Heat 5		
257	BOYLE Jackie	NCI
278	CUADRADO FLOREZ Stefany Lorena	COL
314	VECE Miriam	ITA
325	van der PEET Steffie	NED
326	ANDREWS Ellesse	NZL
Heat 6		
253	JENAER Valerie	BEL
285	CASAS ROIGE Helena	ESP
292	GROS Mathilde	FRA
317	GAXIOLA GONZALEZ Luz Daniela	MEX
333	BILETSKA Alla	UKR
339	HANKINS Kayla	USA

Women's Keirin / Keirin femmes
First Round / Premier tour
Start List / Liste de départ

Sun 14 Apr 2024 - Race distance: 6 laps

Race Number	Name	Team Code
-------------	------	-----------

Progression rule:

The first rider in each heat qualify to the Second round, all other riders advance to the repechages.

Communiqué approved by the Secretary of the Commissaires Panel:

Women's Team Pursuit / Poursuite par équipe femmes

Nations Cup Standings / Classement coupe des nations

As of FRI 12 APR 2024

Event No 1	Adelaide (AUS)	2 - 4 February 2024
Event No 2	Hong Kong,China (HKG)	15 - 17 March 2024
Event No 3	Milton (CAN)	12 - 14 April 2024

Rank	Name	Team Code	Event No 1	Event No 2	Event No 3	Total Points
1	New Zealand	NZL	1600.0	1600.0		3200.0
2	China	CHN	1040.0	1120.0	960.0	3120.0
3	Great Britain	GBR	1440.0		1600.0	3040.0
4	Japan	JPN	880.0	1280.0	880.0	3040.0
5	Italy	ITA		1040.0	1440.0	2480.0
6	Australia A	AUS	1280.0	1200.0		2480.0
7	Ireland	IRL	960.0	1440.0		2400.0
8	Canada	CAN	1200.0		1200.0	2400.0
9	United States	USA	1120.0		1040.0	2160.0
10	Germany	GER		880.0	1120.0	2000.0
11	France	FRA			1280.0	1280.0
12	Spain	ESP			800.0	800.0
13	Mexico	MEX			720.0	720.0
14	Poland	POL			656.0	656.0

Women's Team Pursuit / Poursuite par équipe femmes

Final Classification / Classement final

Fri 12 Apr 2024

World Record	4:04.242 GER - Germany	Tokyo (JPN)	3 AUG 2021
--------------	------------------------	-------------	------------

Rank	Team / Name	1000m	2000m 1000-2000	3000m 2000-3000	Time 3000-4000	Average Speed km/h
For Gold						
GOLD	1 GBR - Great Britain	1:08.131	2:08.541	3:08.942	4:10.193	57.556
	215 ARCHIBALD Katie		1:00.410	1:00.401	1:01.251	
	240 ROBERTS Jessica					
	297 KNIGHT Josie					
	298 MORRIS Anna (X)					
	296 BARKER Megan (R)					
SILVER	2 ITA - Italy	1:07.274	2:08.230	3:09.672	4:16.601	56.118
	221 BALSAMO Elisa		1:00.956	1:01.442	1:06.929	
	246 CONSONNI Chiara					
	311 ALZINI Martina (X)					
	313 GUAZZINI Vittoria					
	312 FIDANZA Martina (R)					
For Bronze						
BRONZE	3 FRA - France	1:07.896	2:08.299	3:08.318	4:10.272	57.537
	213 COPPONI Clara (X)		1:00.403	1:00.019	1:01.954	
	214 FORTIN Valentine					
	290 BORRAS Marion					
	294 le NET Marie					
	4 CAN - Canada A	1:08.124	2:09.028	3:10.236	4:13.797	56.738
	204 COLES-LYSTER Maggie		1:00.904	1:01.208	1:03.561	
	205 van DAM Sarah					
	255 ATTWELL Erin J (X)					
	256 BONHOMME Ariane					
Placed after First Round						
	5 GER - Germany					
	217 REISSNER Lena Charlotte					
	299 BRAUSSE Franziska					
	301 KLEIN Lisa					
	302 KROGER Mieke					
	305 SUSSEMILCH Laura (R)					
	6 USA - United States					
	243 VALENTE Jennifer					
	244 WILLIAMS Lily					
	337 CUMMINS Olivia					
	340 INGRAM Bethany					
	7 CHN - China A					
	266 GONG Xianbing					
	272 WANG Xiaoyue					
	273 WEI Suwan					
	274 ZHANG Hongjie					
	8 JPN - Japan					
	223 IKEDA Mizuki					
	224 MIZUTANI Ayana					
	234 KAKITA Maho					
	235 UCHINO Tsuyaka					

Women's Team Pursuit / Poursuite par équipe femmes

Final Classification / Classement final

Fri 12 Apr 2024

Rank	Team / Name	1000m	2000m 1000-2000	3000m 2000-3000	Time 3000-4000	Average Speed km/h
------	-------------	-------	--------------------	--------------------	-------------------	--------------------------

Did not qualify for First Round

- 9 **CHN - China B**
 - 268 SUN Feiyan
 - 269 WANG Hong
 - 275 ZHANG Mingzhu
 - 276 ZHOU Menghan
- 10 **ESP - Spain**
 - 212 RODRIGUEZ CORDERO Laura
 - 284 ANGUELA YAGUEZ Eva
 - 286 GARAU ROCA Marina
 - 287 ISASI CRISTOBAL Ziortza
- 11 **MEX - Mexico**
 - 226 ACEVEDO MENDOZA Yareli
 - 227 VELASCO FUENTES Victoria
 - 318 GAXIOLA GONZALEZ Maria Antonieta
 - 320 SALAZAR VAZQUEZ Lizbeth Yarely
- 12 **POL - Poland**
 - 230 PIKULIK Daria
 - 231 PIKULIK Wiktoria
 - 248 LORKOWSKA Patrycja
 - 249 TRACKA Maja
- 13 **CAN - Canada B**
 - 258 BRANTS Anika
 - 260 GOUDSWAARD Skyler
 - 263 NESTMAN Jenna
 - 265 PLANTE Liy

Communiqué approved by the Secretary of the Commissaires Panel:

LEGEND			
R	Replaced	X	Rider pulled out before the finish

12-14 April 2024

Women's Team Pursuit / Poursuite par équipe femmes
Finals / Finales
Race Analysis / Analyse de la course

For Gold

Distance	GBR - Great Britain			Lap	Distance	ITA - Italy		
	Time	Rank	Lap Time			Time	Rank	Lap Time
125m	14.142	1			125m	14.154	2	
250m	22.256	1	22.256	1	250m	22.356	2	22.356
375m	29.895	1			375m	29.946	2	
500m	37.489	2	15.233	2	500m	37.290	1	14.934
625m	45.197	2			625m	44.732	1	
750m	52.861	2	15.372	3	750m	52.140	1	14.850
875m	1:00.438	2			875m	59.645	1	
1000m	1:08.131	2	15.270	4	1000m	1:07.274	1	15.134
1125m	1:15.707	2			1125m	1:15.024	1	
1250m	1:23.283	2	15.152	5	1250m	1:22.658	1	15.384
1375m	1:30.797	2			1375m	1:30.283	1	
1500m	1:38.431	2	15.148	6	1500m	1:37.915	1	15.257
1625m	1:45.961	2			1625m	1:45.630	1	
1750m	1:53.497	2	15.066	7	1750m	1:53.179	1	15.264
1875m	2:01.023	2			1875m	2:00.692	1	
2000m	2:08.541	2	15.044	8	2000m	2:08.230	1	15.051
2125m	2:16.042	2			2125m	2:15.791	1	
2250m	2:23.689	2	15.148	9	2250m	2:23.427	1	15.197
2375m	2:31.167	2			2375m	2:30.908	1	
2500m	2:38.634	2	14.945	10	2500m	2:38.360	1	14.933
2625m	2:46.040	2			2625m	2:45.895	1	
2750m	2:53.492	1	14.858	11	2750m	2:53.780	2	15.420
2875m	3:01.112	1			2875m	3:01.645	2	
3000m	3:08.942	1	15.450	12	3000m	3:09.672	2	15.892
3125m	3:16.559	1			3125m	3:17.494	2	
3250m	3:24.151	1	15.209	13	3250m	3:25.376	2	15.704
3375m	3:31.732	1			3375m	3:33.459	2	
3500m	3:39.344	1	15.193	14	3500m	3:41.678	2	16.302
3625m	3:46.994	1			3625m	3:50.073	2	
3750m	3:54.722	1	15.378	15	3750m	3:58.667	2	16.989
3875m	4:02.428	1			3875m	4:07.429	2	
4000m	4:10.193	1	15.471	16	4000m	4:16.601	2	17.934

12-14 April 2024

Women's Team Pursuit / Poursuite par équipe femmes
Finals / Finales
Race Analysis / Analyse de la course

For Bronze

Distance	CAN - Canada A			Lap	Distance	FRA - France		
	Time	Rank	Lap Time			Time	Rank	Lap Time
125m	14.605	4			125m	14.242	3	
250m	22.939	4	22.939	1	250m	22.543	3	22.543
375m	30.652	4			375m	30.326	3	
500m	38.119	4	15.180	2	500m	37.889	3	15.346
625m	45.557	4			625m	45.365	3	
750m	53.134	4	15.015	3	750m	52.922	3	15.033
875m	1:00.603	4			875m	1:00.413	3	
1000m	1:08.124	4	14.990	4	1000m	1:07.896	3	14.974
1125m	1:15.686	4			1125m	1:15.406	3	
1250m	1:23.371	4	15.247	5	1250m	1:22.928	3	15.032
1375m	1:30.958	4			1375m	1:30.542	3	
1500m	1:38.528	4	15.157	6	1500m	1:38.044	3	15.116
1625m	1:46.129	4			1625m	1:45.483	3	
1750m	1:53.738	4	15.210	7	1750m	1:52.982	3	14.938
1875m	2:01.362	4			1875m	2:00.558	3	
2000m	2:09.028	4	15.290	8	2000m	2:08.299	3	15.317
2125m	2:16.781	4			2125m	2:15.846	3	
2250m	2:24.551	4	15.523	9	2250m	2:23.350	3	15.051
2375m	2:32.140	4			2375m	2:30.838	3	
2500m	2:39.696	4	15.145	10	2500m	2:38.290	3	14.940
2625m	2:47.231	4			2625m	2:45.748	3	
2750m	2:54.890	4	15.194	11	2750m	2:53.213	3	14.923
2875m	3:02.460	4			2875m	3:00.693	3	
3000m	3:10.236	4	15.346	12	3000m	3:08.318	3	15.105
3125m	3:17.992	4			3125m	3:15.954	3	
3250m	3:26.008	4	15.772	13	3250m	3:23.524	3	15.206
3375m	3:33.761	4			3375m	3:31.142	3	
3500m	3:41.518	4	15.510	14	3500m	3:39.021	3	15.497
3625m	3:49.292	4			3625m	3:47.075	3	
3750m	3:57.347	4	15.829	15	3750m	3:54.867	3	15.846
3875m	4:05.506	4			3875m	4:02.544	3	
4000m	4:13.797	4	16.450	16	4000m	4:10.272	3	15.405

Communiqué approved by the Secretary of the Commissaires Panel:

Women's Team Pursuit / Poursuite par équipe femmes
Finals / Finales
Start List / Liste de départ

Fri 12 Apr 2024 - Race distance: 4km

World Record	4:04.242 GER - Germany	Tokyo (JPN)	3 AUG 2021
---------------------	------------------------	-------------	------------

Heat	Race Number	Team / Name	Time
For Bronze		CAN - Canada A	_____
	204	COLES-LYSTER Maggie	
	205	van DAM Sarah	
	255	ATTWELL Erin J	
	256	BONHOMME Ariane	
		FRA - France	_____
	213	COPPONI Clara	
	214	FORTIN Valentine	
	290	BORRAS Marion	
	294	le NET Marie	
For Gold		GBR - Great Britain	_____
	215	ARCHIBALD Katie	
	240	ROBERTS Jessica	
	297	KNIGHT Josie	
	298	MORRIS Anna	
		ITA - Italy	_____
	221	BALSAMO Elisa	
	246	CONSONNI Chiara	
	311	ALZINI Martina	
	313	GUAZZINI Vittoria	

Communiqué approved by the Secretary of the Commissaires Panel:

.....

Note:

The composition of the teams may be subject to change up to 30 minutes before the start of the race.

Women's Team Pursuit / Poursuite par équipe femmes
First Round / Premier tour
Results / Résultats

Fri 12 Apr 2024 - Race distance: 4km

World Record	4:04.242 GER - Germany	Tokyo (JPN)	3 AUG 2021
---------------------	------------------------	-------------	------------

Heat	Rank	Team / Name	1000m	2000m 1000-2000	3000m 2000-3000	Time 3000-4000	Average Speed km/h	
1	1	USA - United States	1:10.219	2:12.350	3:14.704	4:17.251	55.976	
		243 VALENTE Jennifer		1:02.131	1:02.354	1:02.547		
		244 WILLIAMS Lily						
		337 CUMMINS Olivia						
			340 INGRAM Bethany	(X)				
	2	CHN - China A	1:09.769	2:12.834	3:16.343	4:19.498	55.492	
		266 GONG Xianbing		1:03.065	1:03.509	1:03.155		
		272 WANG Xiaoyue						
273 WEI Suwan								
		274 ZHANG Hongjie	(X)					
2	1	GER - Germany	1:07.914	2:09.346	3:10.679	4:12.106	57.119	
		217 REISSNER Lena Charlotte		1:01.432	1:01.333	1:01.427		
		299 BRAUSSE Franziska						
		301 KLEIN Lisa						
			302 KROGER Mieke	(X)				
	2	JPN - Japan	1:10.749	2:14.372	3:18.222	4:20.869	55.200	
		223 IKEDA Mizuki		1:03.623	1:03.850	1:02.647		
		224 MIZUTANI Ayana						
		234 KAKITA Maho						
		235 UCHINO Tsuyaka						
3	1	ITA - Italy	1:07.549	2:08.088	3:08.516	4:09.849	57.635	QG
		221 BALSAMO Elisa		1:00.539	1:00.428	1:01.333		
		246 CONSONNI Chiara						
		311 ALZINI Martina						
			313 GUAZZINI Vittoria	(X)				
	2	CAN - Canada A	1:08.582	2:08.934	3:09.737	4:10.804	57.415	QB
		204 COLES-LYSTER Maggie		1:00.352	1:00.803	1:01.067		
		205 van DAM Sarah						
255 ATTWELL Erin J								
		256 BONHOMME Ariane	(X)					

**Women's Team Pursuit / Poursuite par équipe femmes
First Round / Premier tour
Results / Résultats**

Fri 12 Apr 2024 - Race distance: 4km

Heat	Rank	Team / Name	1000m	2000m 1000-2000	3000m 2000-3000	Time 3000-4000	Average Speed km/h	
4	1	GBR - Great Britain	1:07.900	2:08.191	3:08.780	4:09.069	57.815	QG
		215 ARCHIBALD Katie		1:00.291	1:00.589	1:00.289		
		240 ROBERTS Jessica (X)						
		297 KNIGHT Josie						
		298 MORRIS Anna						
	2	FRA - France	1:08.033	2:08.334	3:08.980	4:11.718	57.207	QB
		213 COPPONI Clara (X)		1:00.301	1:00.646	1:02.738		
		214 FORTIN Valentine						
		290 BORRAS Marion						
		294 le NET Marie						

Progression rule:

The winners of heats 3 and 4 in the First round ride the final for the gold and silver medals.
The remaining six teams will be ranked by their times in the First round and will be paired as follows:
The two fastest teams ride the final for the bronze medal.

Communiqué approved by the Secretary of the Commissaires Panel:

LEGEND

QB Qualified for Bronze **QG** Qualified for Gold **X** Rider pulled out before the finish

12-14 April 2024

Women's Team Pursuit / Poursuite par équipe femmes
First Round / Premier tour
Race Analysis / Analyse de la course

Heat 1

Distance	USA - United States			Lap	Distance	CHN - China A		
	Time	Rank	Lap Time			Time	Rank	Lap Time
125m	14.226	1			125m	14.434	2	
250m	22.461	1	22.461	1	250m	22.595	2	22.595
375m	30.457	2			375m	30.375	1	
500m	38.509	2	16.048	2	500m	38.158	1	15.563
625m	46.469	2			625m	46.109	1	
750m	54.405	2	15.896	3	750m	53.940	1	15.782
875m	1:02.447	2			875m	1:01.800	1	
1000m	1:10.219	2	15.814	4	1000m	1:09.769	1	15.829
1125m	1:17.929	2			1125m	1:17.636	1	
1250m	1:25.697	2	15.478	5	1250m	1:25.539	1	15.770
1375m	1:33.621	2			1375m	1:33.454	1	
1500m	1:41.403	1	15.706	6	1500m	1:41.414	2	15.875
1625m	1:49.115	1			1625m	1:49.273	2	
1750m	1:56.800	1	15.397	7	1750m	1:57.154	2	15.740
1875m	2:04.493	1			1875m	2:04.996	2	
2000m	2:12.350	1	15.550	8	2000m	2:12.834	2	15.680
2125m	2:20.047	1			2125m	2:20.824	2	
2250m	2:27.714	1	15.364	9	2250m	2:28.724	2	15.890
2375m	2:35.360	1			2375m	2:36.565	2	
2500m	2:43.139	1	15.425	10	2500m	2:44.461	2	15.737
2625m	2:50.844	1			2625m	2:52.455	2	
2750m	2:58.775	1	15.636	11	2750m	3:00.332	2	15.871
2875m	3:06.647	1			2875m	3:08.217	2	
3000m	3:14.704	1	15.929	12	3000m	3:16.343	2	16.011
3125m	3:22.614	1			3125m	3:24.313	2	
3250m	3:30.522	1	15.818	13	3250m	3:32.328	2	15.985
3375m	3:38.412	1			3375m	3:40.404	2	
3500m	3:46.270	1	15.748	14	3500m	3:48.190	2	15.862
3625m	3:54.299	1			3625m	3:56.007	2	
3750m	4:02.073	1	15.803	15	3750m	4:03.731	2	15.541
3875m	4:09.682	1			3875m	4:11.499	2	
4000m	4:17.251	1	15.178	16	4000m	4:19.498	2	15.767

12-14 April 2024

Women's Team Pursuit / Poursuite par équipe femmes
First Round / Premier tour
Race Analysis / Analyse de la course

Heat 2

GER - Germany				Lap	JPN - Japan			
Distance	Time	Rank	Lap Time		Distance	Time	Rank	Lap Time
125m	13.945	1			125m	14.535	2	
250m	22.223	1	22.223	1	250m	23.196	2	23.196
375m	29.993	1			375m	31.384	2	
500m	37.608	1	15.385	2	500m	39.474	2	16.278
625m	45.202	1			625m	47.319	2	
750m	52.863	1	15.255	3	750m	55.263	2	15.789
875m	1:00.380	1			875m	1:03.020	2	
1000m	1:07.914	1	15.051	4	1000m	1:10.749	2	15.486
1125m	1:15.526	1			1125m	1:18.652	2	
1250m	1:23.316	1	15.402	5	1250m	1:26.507	2	15.758
1375m	1:30.980	1			1375m	1:34.373	2	
1500m	1:38.629	1	15.313	6	1500m	1:42.471	2	15.964
1625m	1:46.302	1			1625m	1:50.460	2	
1750m	1:54.126	1	15.497	7	1750m	1:58.605	2	16.134
1875m	2:01.752	1			1875m	2:06.490	2	
2000m	2:09.346	1	15.220	8	2000m	2:14.372	2	15.767
2125m	2:17.000	1			2125m	2:22.334	2	
2250m	2:24.660	1	15.314	9	2250m	2:30.200	2	15.828
2375m	2:32.317	1			2375m	2:38.116	2	
2500m	2:39.963	1	15.303	10	2500m	2:46.152	2	15.952
2625m	2:47.608	1			2625m	2:54.082	2	
2750m	2:55.234	1	15.271	11	2750m	3:02.093	2	15.941
2875m	3:02.892	1			2875m	3:10.128	2	
3000m	3:10.679	1	15.445	12	3000m	3:18.222	2	16.129
3125m	3:18.393	1			3125m	3:26.259	2	
3250m	3:26.133	1	15.454	13	3250m	3:34.257	2	16.035
3375m	3:33.750	1			3375m	3:42.225	2	
3500m	3:41.399	1	15.266	14	3500m	3:50.019	2	15.762
3625m	3:49.118	1			3625m	3:57.963	2	
3750m	3:56.914	1	15.515	15	3750m	4:05.620	2	15.601
3875m	4:04.547	1			3875m	4:13.202	2	
4000m	4:12.106	1	15.192	16	4000m	4:20.869	2	15.249

12-14 April 2024

Women's Team Pursuit / Poursuite par équipe femmes
First Round / Premier tour
Race Analysis / Analyse de la course

Heat 3

ITA - Italy				Lap	CAN - Canada A			
Distance	Time	Rank	Lap Time		Distance	Time	Rank	Lap Time
125m	14.118	1			125m	14.715	2	
250m	22.359	1	22.359	1	250m	23.179	2	23.179
375m	30.014	1			375m	30.986	2	
500m	37.496	1	15.137	2	500m	38.564	2	15.385
625m	45.137	1			625m	46.066	2	
750m	52.548	1	15.052	3	750m	53.693	2	15.129
875m	1:00.060	1			875m	1:01.149	2	
1000m	1:07.549	1	15.001	4	1000m	1:08.582	2	14.889
1125m	1:15.223	1			1125m	1:15.986	2	
1250m	1:22.800	1	15.251	5	1250m	1:23.616	2	15.034
1375m	1:30.428	1			1375m	1:31.120	2	
1500m	1:38.018	1	15.218	6	1500m	1:38.650	2	15.034
1625m	1:45.703	1			1625m	1:46.167	2	
1750m	1:53.157	1	15.139	7	1750m	1:53.727	2	15.077
1875m	2:00.592	1			1875m	2:01.319	2	
2000m	2:08.088	1	14.931	8	2000m	2:08.934	2	15.207
2125m	2:15.552	1			2125m	2:16.597	2	
2250m	2:23.110	1	15.022	9	2250m	2:24.245	2	15.311
2375m	2:30.461	1			2375m	2:31.801	2	
2500m	2:38.037	1	14.927	10	2500m	2:39.364	2	15.119
2625m	2:45.743	1			2625m	2:46.910	2	
2750m	2:53.210	1	15.173	11	2750m	2:54.567	2	15.203
2875m	3:00.803	1			2875m	3:02.069	2	
3000m	3:08.516	1	15.306	12	3000m	3:09.737	2	15.170
3125m	3:16.232	1			3125m	3:17.205	2	
3250m	3:24.047	1	15.531	13	3250m	3:24.692	2	14.955
3375m	3:31.676	1			3375m	3:32.253	2	
3500m	3:39.285	1	15.238	14	3500m	3:40.039	2	15.347
3625m	3:46.924	1			3625m	3:47.656	2	
3750m	3:54.541	1	15.256	15	3750m	3:55.316	2	15.277
3875m	4:02.148	1			3875m	4:03.016	2	
4000m	4:09.849	1	15.308	16	4000m	4:10.804	2	15.488

12-14 April 2024

Women's Team Pursuit / Poursuite par équipe femmes
First Round / Premier tour
Race Analysis / Analyse de la course

Heat 4

GBR - Great Britain				Lap	FRA - France			
Distance	Time	Rank	Lap Time		Distance	Time	Rank	Lap Time
125m	14.092	1			125m	14.300	2	
250m	22.336	1	22.336	1	250m	22.788	2	22.788
375m	29.943	1			375m	30.627	2	
500m	37.513	1	15.177	2	500m	38.217	2	15.429
625m	45.170	1			625m	45.692	2	
750m	52.728	1	15.215	3	750m	53.190	2	14.973
875m	1:00.287	1			875m	1:00.598	2	
1000m	1:07.900	1	15.172	4	1000m	1:08.033	2	14.843
1125m	1:15.400	1			1125m	1:15.436	2	
1250m	1:22.943	1	15.043	5	1250m	1:22.974	2	14.941
1375m	1:30.498	2			1375m	1:30.412	1	
1500m	1:38.132	2	15.189	6	1500m	1:37.890	1	14.916
1625m	1:45.615	2			1625m	1:45.465	1	
1750m	1:53.123	1	14.991	7	1750m	1:53.210	2	15.320
1875m	2:00.586	1			1875m	2:00.805	2	
2000m	2:08.191	1	15.068	8	2000m	2:08.334	2	15.124
2125m	2:15.713	1			2125m	2:15.881	2	
2250m	2:23.374	1	15.183	9	2250m	2:23.439	2	15.105
2375m	2:30.936	1			2375m	2:30.960	2	
2500m	2:38.469	2	15.095	10	2500m	2:38.460	1	15.021
2625m	2:46.016	2			2625m	2:45.969	1	
2750m	2:53.714	2	15.245	11	2750m	2:53.622	1	15.162
2875m	3:01.256	1			2875m	3:01.330	2	
3000m	3:08.780	1	15.066	12	3000m	3:08.980	2	15.358
3125m	3:16.287	1			3125m	3:16.697	2	
3250m	3:23.805	1	15.025	13	3250m	3:24.594	2	15.614
3375m	3:31.438	1			3375m	3:32.423	2	
3500m	3:38.956	1	15.151	14	3500m	3:40.488	2	15.894
3625m	3:46.440	1			3625m	3:48.306	2	
3750m	3:53.959	1	15.003	15	3750m	3:56.168	2	15.680
3875m	4:01.508	1			3875m	4:03.946	2	
4000m	4:09.069	1	15.110	16	4000m	4:11.718	2	15.550

Communiqué approved by the Secretary of the Commissaires Panel:

Women's Team Pursuit / Poursuite par équipe femmes
First Round / Premier tour
Start List / Liste de départ

Fri 12 Apr 2024 - Race distance: 4km

World Record	4:04.242 GER - Germany	Tokyo (JPN)	3 AUG 2021
---------------------	------------------------	-------------	------------

Heat	Race Number	Team / Name	Time
1		USA - United States	_____
	243	VALENTE Jennifer	
	244	WILLIAMS Lily	
	337	CUMMINS Olivia	
	340	INGRAM Bethany	
		CHN - China A	_____
	266	GONG Xianbing	
	272	WANG Xiaoyue	
	273	WEI Suwan	
	274	ZHANG Hongjie	
2		GER - Germany	_____
	217	REISSNER Lena Charlotte	
	299	BRAUSSE Franziska	
	301	KLEIN Lisa	
	302	KROGER Mieke	
		JPN - Japan	_____
	223	IKEDA Mizuki	
	224	MIZUTANI Ayana	
	234	KAKITA Maho	
	235	UCHINO Tsuyaka	
3		ITA - Italy	_____
	221	BALSAMO Elisa	
	246	CONSONNI Chiara	
	311	ALZINI Martina	
	313	GUAZZINI Vittoria	
		CAN - Canada A	_____
	204	COLES-LYSTER Maggie	
	205	van DAM Sarah	
	255	ATTWELL Erin J	
	256	BONHOMME Ariane	

**Women's Team Pursuit / Poursuite par équipe femmes
First Round / Premier tour
Start List / Liste de départ**

Fri 12 Apr 2024 - Race distance: 4km

Heat	Race Number	Team / Name	Time
4		GBR - Great Britain	_____
	215	ARCHIBALD Katie	
	240	ROBERTS Jessica	
	297	KNIGHT Josie	
	298	MORRIS Anna	
		FRA - France	_____
	213	COPPONI Clara	
	214	FORTIN Valentine	
	290	BORRAS Marion	
	294	le NET Marie	

Progression rule:

The winners of heats 3 and 4 in the First round ride the final for the gold and silver medals.
The remaining six teams will be ranked by their times in the First round and will be paired as follows:
The two fastest teams ride the final for the bronze medal.

Communiqué approved by the Secretary of the Commissaires Panel:

.....

Note:

The composition of the teams may be subject to change up to 30 minutes before the start of the race.

Women's Team Pursuit / Poursuite par équipe femmes Qualifying / Qualifications Results / Résultats

Fri 12 Apr 2024 - Race distance: 4km

World Record	4:04.242 GER - Germany	Tokyo (JPN)	3 AUG 2021
--------------	------------------------	-------------	------------

Rank	Team / Name	1000m	2000m 1000-2000	3000m 2000-3000	Time 3000-4000	Average Speed km/h	
1	GBR - Great Britain	1:07.454 (1)	2:07.798 (1)	3:08.642 (1)	4:10.815	57.413	Q
	215 ARCHIBALD Katie		1:00.344 (1)	1:00.844 (1)	1:02.173 (3)		
	296 BARKER Megan (X)						
	297 KNIGHT Josie						
	298 MORRIS Anna						
2	ITA - Italy	1:08.391 (5)	2:09.379 (4)	3:10.379 (2)	4:11.417	57.275	Q
	221 BALSAMO Elisa		1:00.988 (4)	1:01.000 (2)	1:01.038 (1)		
	246 CONSONNI Chiara						
	312 FIDANZA Martina (X)						
	313 GUAZZINI Vittoria						
3	CAN - Canada A	1:08.004 (3)	2:08.987 (3)	3:10.926 (4)	4:12.549	57.019	Q
	204 COLES-LYSTER Maggie		1:00.983 (3)	1:01.939 (5)	1:01.623 (2)		
	205 van DAM Sarah						
	255 ATTWELL Erin J (X)						
	256 BONHOMME Ariane						
4	FRA - France	1:08.186 (4)	2:08.945 (2)	3:10.669 (3)	4:14.015	56.690	Q
	213 COPPONI Clara (X)		1:00.759 (2)	1:01.724 (4)	1:03.346 (5)		
	214 FORTIN Valentine						
	290 BORRAS Marion						
	294 le NET Marie						
5	GER - Germany	1:07.773 (2)	2:09.480 (5)	3:11.085 (5)	4:15.421	56.378	Q
	299 BRAUSSE Franziska		1:01.707 (5)	1:01.605 (3)	1:04.336 (7)		
	301 KLEIN Lisa						
	302 KROGER Mieke (X)						
	305 SUSSEMILCH Laura						
6	USA - United States	1:09.122 (7)	2:11.490 (6)	3:15.397 (6)	4:18.836	55.634	Q
	243 VALENTE Jennifer		1:02.368 (6)	1:03.907 (7)	1:03.439 (6)		
	244 WILLIAMS Lily						
	337 CUMMINS Olivia						
	340 INGRAM Bethany (X)						
7	CHN - China A	1:10.573 (8)	2:14.269 (8)	3:17.953 (8)	4:21.061	55.160	Q
	266 GONG Xianbing		1:03.696 (8)	1:03.684 (6)	1:03.108 (4)		
	272 WANG Xiaoyue						
	273 WEI Suwan						
	274 ZHANG Hongjie (X)						
8	JPN - Japan	1:10.826 (9)	2:15.356 (9)	3:20.664 (9)	4:26.318	54.071	Q
	223 IKEDA Mizuki		1:04.530 (9)	1:05.308 (9)	1:05.654 (9)		
	224 MIZUTANI Ayana (X)						
	234 KAKITA Maho						
	235 UCHINO Tsuyaka						
9	CHN - China B	1:08.958 (6)	2:12.495 (7)	3:16.977 (7)	4:27.319	53.868	
	268 SUN Feiyan (X)		1:03.537 (7)	1:04.482 (8)	1:10.342 (12)		
	269 WANG Hong						
	275 ZHANG Mingzhu						
	276 ZHOU Menghan						

**Women's Team Pursuit / Poursuite par équipe femmes
Qualifying / Qualifications
Results / Résultats**

Fri 12 Apr 2024 - Race distance: 4km

Rank	Team / Name	1000m	2000m 1000-2000	3000m 2000-3000	Time 3000-4000	Average Speed km/h
10	ESP - Spain	1:11.953 (10)	2:17.141 (10)	3:22.814 (10)	4:29.564	53.420
	212 RODRIGUEZ CORDERO Laura		1:05.188 (11)	1:05.673 (10)	1:06.750 (11)	
	284 ANGUELA YAGUEZ Eva	(X)				
	286 GARAU ROCA Marina					
287 ISASI CRISTOBAL Ziortza						
11	MEX - Mexico	1:13.851 (13)	2:18.793 (12)	3:26.063 (12)	4:31.178	53.102
	226 ACEVEDO MENDOZA Yareli		1:04.942 (10)	1:07.270 (12)	1:05.115 (8)	
	227 VELASCO FUENTES Victoria					
	318 GAXIOLA GONZALEZ Maria Antonieta					
320 SALAZAR VAZQUEZ Lizbeth Yarely	(X)					
12	POL - Poland	1:13.309 (12)	2:19.268 (13)	3:25.068 (11)	4:31.356	53.067
	230 PIKULIK Daria		1:05.959 (13)	1:05.800 (11)	1:06.288 (10)	
	231 PIKULIK Wiktoria					
	248 LORKOWSKA Patrycja					
249 TRACKA Maja	(X)					
13	CAN - Canada B	1:12.720 (11)	2:18.630 (11)	3:28.661 (13)	4:45.201	50.491
	258 BRANTS Anika	(X)	1:05.910 (12)	1:10.031 (13)	1:16.540 (13)	
	260 GOUDSWAARD Skyler					
	263 NESTMAN Jenna					
265 PLANTE Lily						

Progression rule:

The eight fastest teams will qualify and be matched in the First Round as follows:
 The 6th fastest team against the 7th fastest team.
 The 5th fastest team against the 8th fastest team.
 The 2nd fastest team against the 3rd fastest team.
 The fastest team against the 4th fastest team.

Communiqué approved by the Secretary of the Commissaires Panel:

LEGEND

Q Qualified **X** Rider pulled out before the finish

12-14 April 2024

Women's Team Pursuit / Poursuite par équipe femmes
Qualifying / Qualifications
Race Analysis / Analyse de la course

Heat 1				Heat 2				
Distance	CHN - China B		Lap Time	Lap	Distance	CAN - Canada B		Lap Time
	Time	Rank				Time	Rank	
125m	14.054	3			125m	14.724	11	
250m	22.441	4	22.441	1	250m	23.369	10	23.369
375m	30.274	4			375m	31.637	11	
500m	37.969	4	15.528	2	500m	39.734	11	16.365
625m	45.757	6			625m	48.047	11	
750m	53.384	6	15.415	3	750m	56.178	11	16.444
875m	1:01.137	6			875m	1:04.372	11	
1000m	1:08.958	6	15.574	4	1000m	1:12.720	11	16.542
1125m	1:16.726	6			1125m	1:21.114	11	
1250m	1:24.576	6	15.618	5	1250m	1:29.308	11	16.588
1375m	1:32.528	6			1375m	1:37.466	11	
1500m	1:40.546	7	15.970	6	1500m	1:45.590	11	16.282
1625m	1:48.468	7			1625m	1:53.812	11	
1750m	1:56.434	7	15.888	7	1750m	2:01.946	11	16.356
1875m	2:04.416	7			1875m	2:10.395	11	
2000m	2:12.495	7	16.061	8	2000m	2:18.630	11	16.684
2125m	2:20.338	7			2125m	2:27.210	12	
2250m	2:28.131	7	15.636	9	2250m	2:35.868	12	17.238
2375m	2:36.164	7			2375m	2:44.636	13	
2500m	2:44.153	7	16.022	10	2500m	2:53.543	13	17.675
2625m	2:52.438	7			2625m	3:02.639	13	
2750m	3:00.563	7	16.410	11	2750m	3:11.362	13	17.819
2875m	3:08.900	7			2875m	3:19.995	13	
3000m	3:16.977	7	16.414	12	3000m	3:28.661	13	17.299
3125m	3:25.113	7			3125m	3:37.561	13	
3250m	3:33.443	7	16.466	13	3250m	3:46.701	13	18.040
3375m	3:42.223	8			3375m	3:56.080	13	
3500m	3:50.902	8	17.459	14	3500m	4:05.650	13	18.949
3625m	3:59.725	8			3625m	4:15.437	13	
3750m	4:08.743	8	17.841	15	3750m	4:25.377	13	19.727
3875m	4:17.901	8			3875m	4:35.313	13	
4000m	4:27.319	9	18.576	16	4000m	4:45.201	13	19.824

12-14 April 2024

Women's Team Pursuit / Poursuite par équipe femmes
Qualifying / Qualifications
Race Analysis / Analyse de la course

Heat 3				Heat 4				
Distance	MEX - Mexico		Lap Time	Lap	ESP - Spain		Lap Time	
	Time	Rank			Time	Rank		
125m	14.557	10			125m	14.828	12	
250m	23.478	12	23.478	1	250m	23.464	11	23.464
375m	32.009	12			375m	31.578	10	
500m	40.489	12	17.011	2	500m	39.526	9	16.062
625m	48.830	12			625m	47.752	10	
750m	57.198	13	16.709	3	750m	55.889	10	16.363
875m	1:05.671	13			875m	1:03.889	10	
1000m	1:13.851	13	16.653	4	1000m	1:11.953	10	16.064
1125m	1:22.038	13			1125m	1:19.951	10	
1250m	1:30.197	13	16.346	5	1250m	1:27.954	10	16.001
1375m	1:38.530	13			1375m	1:36.003	10	
1500m	1:46.606	13	16.409	6	1500m	1:44.215	10	16.261
1625m	1:54.537	13			1625m	1:52.352	10	
1750m	2:02.404	12	15.798	7	1750m	2:00.556	10	16.341
1875m	2:10.569	12			1875m	2:08.809	10	
2000m	2:18.793	12	16.389	8	2000m	2:17.141	10	16.585
2125m	2:27.193	11			2125m	2:25.292	10	
2250m	2:35.639	11	16.846	9	2250m	2:33.596	10	16.455
2375m	2:44.234	12			2375m	2:41.689	10	
2500m	2:52.642	12	17.003	10	2500m	2:49.811	10	16.215
2625m	3:00.983	12			2625m	2:57.959	10	
2750m	3:09.222	12	16.580	11	2750m	3:06.402	10	16.591
2875m	3:17.753	12			2875m	3:14.554	10	
3000m	3:26.063	12	16.841	12	3000m	3:22.814	10	16.412
3125m	3:34.251	12			3125m	3:31.234	10	
3250m	3:42.456	12	16.393	13	3250m	3:39.828	10	17.014
3375m	3:50.824	12			3375m	3:48.099	10	
3500m	3:58.907	12	16.451	14	3500m	3:56.329	10	16.501
3625m	4:06.985	11			3625m	4:04.541	10	
3750m	4:14.994	11	16.087	15	3750m	4:12.758	10	16.429
3875m	4:23.153	11			3875m	4:21.186	10	
4000m	4:31.178	11	16.184	16	4000m	4:29.564	10	16.806

12-14 April 2024

Women's Team Pursuit / Poursuite par équipe femmes
Qualifying / Qualifications
Race Analysis / Analyse de la course

Heat 5				Heat 6				
Distance	FRA - France			Lap	Distance	POL - Poland		
	Time	Rank	Lap Time			Time	Rank	Lap Time
125m	14.306	6			125m	16.206	13	
250m	22.636	5	22.636	1	250m	24.897	13	24.897
375m	30.473	5			375m	33.263	13	
500m	38.008	5	15.372	2	500m	41.219	13	16.322
625m	45.588	4			625m	49.140	13	
750m	53.047	3	15.039	3	750m	57.087	12	15.868
875m	1:00.574	3			875m	1:05.312	12	
1000m	1:08.186	4	15.139	4	1000m	1:13.309	12	16.222
1125m	1:15.682	4			1125m	1:21.355	12	
1250m	1:23.240	4	15.054	5	1250m	1:29.392	12	16.083
1375m	1:30.885	4			1375m	1:37.717	12	
1500m	1:38.723	4	15.483	6	1500m	1:45.967	12	16.575
1625m	1:46.306	4			1625m	1:54.235	12	
1750m	1:53.851	4	15.128	7	1750m	2:02.629	13	16.662
1875m	2:01.390	3			1875m	2:10.927	13	
2000m	2:08.945	2	15.094	8	2000m	2:19.268	13	16.639
2125m	2:16.462	2			2125m	2:27.735	13	
2250m	2:24.104	2	15.159	9	2250m	2:35.938	13	16.670
2375m	2:31.751	2			2375m	2:44.088	11	
2500m	2:39.641	3	15.537	10	2500m	2:52.195	11	16.257
2625m	2:47.362	3			2625m	3:00.484	11	
2750m	2:55.079	2	15.438	11	2750m	3:08.585	11	16.390
2875m	3:02.788	3			2875m	3:16.918	11	
3000m	3:10.669	3	15.590	12	3000m	3:25.068	11	16.483
3125m	3:18.673	4			3125m	3:33.250	11	
3250m	3:26.900	5	16.231	13	3250m	3:41.479	11	16.411
3375m	3:34.889	5			3375m	3:49.925	11	
3500m	3:42.756	5	15.856	14	3500m	3:58.395	11	16.916
3625m	3:50.585	5			3625m	4:06.993	12	
3750m	3:58.396	4	15.640	15	3750m	4:15.141	12	16.746
3875m	4:06.188	4			3875m	4:23.195	12	
4000m	4:14.015	4	15.619	16	4000m	4:31.356	12	16.215

12-14 April 2024

Women's Team Pursuit / Poursuite par équipe femmes
Qualifying / Qualifications
Race Analysis / Analyse de la course

Heat 7				Heat 8				
Distance	CHN - China A		Lap Time	Lap	Distance	JPN - Japan		Lap Time
	Time	Rank				Time	Rank	
125m	14.547	9			125m	14.486	7	
250m	22.918	8	22.918	1	250m	23.193	9	23.193
375m	30.843	8			375m	31.402	9	
500m	38.662	8	15.744	2	500m	39.542	10	16.349
625m	46.643	8			625m	47.411	9	
750m	54.545	8	15.883	3	750m	55.333	9	15.791
875m	1:02.495	8			875m	1:03.087	9	
1000m	1:10.573	8	16.028	4	1000m	1:10.826	9	15.493
1125m	1:18.492	8			1125m	1:18.648	9	
1250m	1:26.410	8	15.837	5	1250m	1:26.670	9	15.844
1375m	1:34.319	8			1375m	1:34.641	9	
1500m	1:42.384	8	15.974	6	1500m	1:42.688	9	16.018
1625m	1:50.281	8			1625m	1:50.918	9	
1750m	1:58.276	8	15.892	7	1750m	1:58.994	9	16.306
1875m	2:06.295	8			1875m	2:07.289	9	
2000m	2:14.269	8	15.993	8	2000m	2:15.356	9	16.362
2125m	2:22.368	8			2125m	2:23.466	9	
2250m	2:30.322	8	16.053	9	2250m	2:31.463	9	16.107
2375m	2:38.187	8			2375m	2:39.502	9	
2500m	2:46.068	8	15.746	10	2500m	2:47.658	9	16.195
2625m	2:53.990	8			2625m	2:55.852	9	
2750m	3:02.177	8	16.109	11	2750m	3:04.064	9	16.406
2875m	3:10.058	8			2875m	3:12.415	9	
3000m	3:17.953	8	15.776	12	3000m	3:20.664	9	16.600
3125m	3:26.015	8			3125m	3:28.915	9	
3250m	3:33.888	8	15.935	13	3250m	3:37.240	9	16.576
3375m	3:41.785	7			3375m	3:45.393	9	
3500m	3:49.740	7	15.852	14	3500m	3:53.455	9	16.215
3625m	3:57.806	7			3625m	4:01.736	9	
3750m	4:05.459	7	15.719	15	3750m	4:09.891	9	16.436
3875m	4:13.144	7			3875m	4:18.168	9	
4000m	4:21.061	7	15.602	16	4000m	4:26.318	8	16.427

12-14 April 2024

Women's Team Pursuit / Poursuite par équipe femmes
Qualifying / Qualifications
Race Analysis / Analyse de la course

Heat 9				Heat 10				
Distance	CAN - Canada A			Lap	Distance	GER - Germany		
	Time	Rank	Lap Time			Time	Rank	Lap Time
125m	14.524	8			125m	13.964	1	
250m	22.842	7	22.842	1	250m	22.015	1	22.015
375m	30.615	6			375m	29.706	1	
500m	38.135	6	15.293	2	500m	37.409	1	15.394
625m	45.612	5			625m	45.105	2	
750m	53.186	4	15.051	3	750m	52.813	2	15.404
875m	1:00.583	4			875m	1:00.316	2	
1000m	1:08.004	3	14.818	4	1000m	1:07.773	2	14.960
1125m	1:15.479	3			1125m	1:15.281	2	
1250m	1:23.166	3	15.162	5	1250m	1:22.954	2	15.181
1375m	1:30.808	3			1375m	1:30.567	2	
1500m	1:38.448	3	15.282	6	1500m	1:38.268	2	15.314
1625m	1:46.090	3			1625m	1:46.045	2	
1750m	1:53.713	2	15.265	7	1750m	1:53.836	3	15.568
1875m	2:01.308	2			1875m	2:01.750	4	
2000m	2:08.987	3	15.274	8	2000m	2:09.480	5	15.644
2125m	2:16.742	3			2125m	2:17.143	5	
2250m	2:24.663	4	15.676	9	2250m	2:24.714	5	15.234
2375m	2:32.302	4			2375m	2:32.319	5	
2500m	2:39.915	4	15.252	10	2500m	2:39.915	4	15.201
2625m	2:47.521	4			2625m	2:47.630	5	
2750m	2:55.268	4	15.353	11	2750m	2:55.351	5	15.436
2875m	3:02.970	4			2875m	3:03.271	5	
3000m	3:10.926	4	15.658	12	3000m	3:11.085	5	15.734
3125m	3:18.613	3			3125m	3:18.954	5	
3250m	3:26.222	3	15.296	13	3250m	3:26.793	4	15.708
3375m	3:33.875	3			3375m	3:34.737	4	
3500m	3:41.707	3	15.485	14	3500m	3:42.569	4	15.776
3625m	3:49.316	3			3625m	3:50.454	4	
3750m	3:56.977	3	15.270	15	3750m	3:58.477	5	15.908
3875m	4:04.681	3			3875m	4:06.750	5	
4000m	4:12.549	3	15.572	16	4000m	4:15.421	5	16.944

12-14 April 2024

Women's Team Pursuit / Poursuite par équipe femmes
Qualifying / Qualifications
Race Analysis / Analyse de la course

Heat 11				Heat 12				
Distance	USA - United States		Lap Time	Lap	Distance	ITA - Italy		Lap Time
	Time	Rank				Time	Rank	
125m	14.004	2			125m	14.276	5	
250m	22.131	2	22.131	1	250m	22.684	6	22.684
375m	29.884	2			375m	30.636	7	
500m	37.659	3	15.528	2	500m	38.255	7	15.571
625m	45.366	3			625m	45.971	7	
750m	53.248	5	15.589	3	750m	53.440	7	15.185
875m	1:01.289	7			875m	1:00.929	5	
1000m	1:09.122	7	15.874	4	1000m	1:08.391	5	14.951
1125m	1:16.925	7			1125m	1:16.022	5	
1250m	1:24.736	7	15.614	5	1250m	1:23.561	5	15.170
1375m	1:32.678	7			1375m	1:31.182	5	
1500m	1:40.390	6	15.654	6	1500m	1:38.824	5	15.263
1625m	1:48.103	6			1625m	1:46.628	5	
1750m	1:55.808	6	15.418	7	1750m	1:54.194	5	15.370
1875m	2:03.537	6			1875m	2:01.812	5	
2000m	2:11.490	6	15.682	8	2000m	2:09.379	4	15.185
2125m	2:19.308	6			2125m	2:16.963	4	
2250m	2:27.068	6	15.578	9	2250m	2:24.618	3	15.239
2375m	2:34.881	6			2375m	2:32.103	3	
2500m	2:42.820	6	15.752	10	2500m	2:39.618	2	15.000
2625m	2:50.794	6			2625m	2:47.192	2	
2750m	2:58.989	6	16.169	11	2750m	2:55.079	2	15.461
2875m	3:07.121	6			2875m	3:02.725	2	
3000m	3:15.397	6	16.408	12	3000m	3:10.379	2	15.300
3125m	3:23.294	6			3125m	3:18.217	2	
3250m	3:31.177	6	15.780	13	3250m	3:25.788	2	15.409
3375m	3:39.088	6			3375m	3:33.364	2	
3500m	3:47.033	6	15.856	14	3500m	3:40.920	2	15.132
3625m	3:55.032	6			3625m	3:48.563	2	
3750m	4:03.198	6	16.165	15	3750m	3:56.004	2	15.084
3875m	4:10.980	6			3875m	4:03.594	2	
4000m	4:18.836	6	15.638	16	4000m	4:11.417	2	15.413

12-14 April 2024

**Women's Team Pursuit / Poursuite par équipe femmes
Qualifying / Qualifications
Race Analysis / Analyse de la course**

Heat 13

Distance	GBR - Great Britain		Lap Time	Lap
	Time	Rank		
125m	14.179	4		
250m	22.415	3	22.415	1
375m	30.043	3		
500m	37.501	2	15.086	2
625m	45.041	1		
750m	52.431	1	14.930	3
875m	59.864	1		
1000m	1:07.454	1	15.023	4
1125m	1:14.960	1		
1250m	1:22.464	1	15.010	5
1375m	1:29.986	1		
1500m	1:37.599	1	15.135	6
1625m	1:45.108	1		
1750m	1:52.669	1	15.070	7
1875m	2:00.222	1		
2000m	2:07.798	1	15.129	8
2125m	2:15.460	1		
2250m	2:23.017	1	15.219	9
2375m	2:30.525	1		
2500m	2:38.155	1	15.138	10
2625m	2:45.640	1		
2750m	2:53.201	1	15.046	11
2875m	3:00.940	1		
3000m	3:08.642	1	15.441	12
3125m	3:16.335	1		
3250m	3:24.032	1	15.390	13
3375m	3:31.903	1		
3500m	3:39.614	1	15.582	14
3625m	3:47.302	1		
3750m	3:55.074	1	15.460	15
3875m	4:02.880	1		
4000m	4:10.815	1	15.741	16

Communiqué approved by the Secretary of the Commissaires Panel:

**Women's Team Pursuit / Poursuite par équipe femmes
Qualifying / Qualifications
Start List / Liste de départ**

Fri 12 Apr 2024 - Race distance: 4km

World Record	4:04.242 GER - Germany	Tokyo (JPN)	3 AUG 2021
---------------------	------------------------	-------------	------------

Heat	Race Number	Team / Name	Time
1		CHN - China B	_____
	268	SUN Feiyan	
	269	WANG Hong	
	275	ZHANG Mingzhu	
2		CAN - Canada B	_____
	258	BRANTS Anika	
	263	NESTMAN Jenna	
	265	PLANTE Lily	
3		MEX - Mexico	_____
	226	ACEVEDO MENDOZA Yareli	
	227	VELASCO FUENTES Victoria	
	318	GAXIOLA GONZALEZ Maria Antonieta	
4		ESP - Spain	_____
	212	RODRIGUEZ CORDERO Laura	
	284	ANGUELA YAGUEZ Eva	
	286	GARAU ROCA Marina	
5		FRA - France	_____
	213	COPPONI Clara	
	214	FORTIN Valentine	
	290	BORRAS Marion	
6		POL - Poland	_____
	230	PIKULIK Daria	
	231	PIKULIK Wiktoria	
	248	LORKOWSKA Patrycja	
	249	TRACKA Maja	

**Women's Team Pursuit / Poursuite par équipe femmes
Qualifying / Qualifications
Start List / Liste de départ**

Fri 12 Apr 2024 - Race distance: 4km

Heat	Race Number	Team / Name	Time
7		CHN - China A	_____
	266	GONG Xianbing	
	272	WANG Xiaoyue	
	273	WEI Suwan	
	274	ZHANG Hongjie	
8		JPN - Japan	_____
	223	IKEDA Mizuki	
	224	MIZUTANI Ayana	
	234	KAKITA Maho	
	235	UCHINO Tsuyaka	
9		CAN - Canada A	_____
	204	COLES-LYSTER Maggie	
	205	van DAM Sarah	
	255	ATTWELL Erin J	
	256	BONHOMME Ariane	
10		GER - Germany	_____
	299	BRAUSSE Franziska	
	301	KLEIN Lisa	
	302	KROGER Mieke	
	305	SUSSEMILCH Laura	
11		USA - United States	_____
	243	VALENTE Jennifer	
	244	WILLIAMS Lily	
	337	CUMMINS Olivia	
	340	INGRAM Bethany	
12		ITA - Italy	_____
	221	BALSAMO Elisa	
	246	CONSONNI Chiara	
	312	FIDANZA Martina	
	313	GUAZZINI Vittoria	

**Women's Team Pursuit / Poursuite par équipe femmes
Qualifying / Qualifications
Start List / Liste de départ**

Fri 12 Apr 2024 - Race distance: 4km

Heat	Race Number	Team / Name	Time
13		GBR - Great Britain	
	215	ARCHIBALD Katie	
	296	BARKER Megan	
	297	KNIGHT Josie	
	298	MORRIS Anna	

Progression rule:

The eight fastest teams will qualify and be matched in the First Round as follows:
 The 6th fastest team against the 7th fastest team.
 The 5th fastest team against the 8th fastest team.
 The 2nd fastest team against the 3rd fastest team.
 The fastest team against the 4th fastest team.

Communiqué approved by the Secretary of the Commissaires Panel:

.....

Note:

The composition of the teams may be subject to change up to 30 minutes before the start of the race.

Women's Omnium / Omnium femmes

Nations Cup Standings / Classement coupe des nations
As of SUN 14 APR 2024

Event No 1	Adelaide (AUS)	2 - 4 February 2024
Event No 2	Hong Kong,China (HKG)	15 - 17 March 2024
Event No 3	Milton (CAN)	12 - 14 April 2024

Rank	Name	Team Code	Event No 1	Event No 2	Event No 3	Total Points
1	ARCHIBALD Katie	GBR	720.0		800.0	1520.0
2	UCHINO Tsuyaka	RKD	328.0	720.0	360.0	1408.0
3	KAJIHARA Yumi	JPN	480.0	800.0		1280.0
4	VALENTE Jennifer	USA	640.0		640.0	1280.0
5	LIU Jiali	CHN	560.0	520.0	176.0	1256.0
6	GILLESPIE Lara	IRL	400.0	640.0		1040.0
7	BALEIŠYTE Olivija	LTU	440.0	560.0		1000.0
8	COLES-LYSTER Maggie	CAN	256.0	208.0	520.0	984.0
9	STENBERG Anita Yvonne	NOR	232.0	440.0	304.0	976.0
10	ŠEVČIKOVA Petra	CZE	360.0	328.0	256.0	944.0
11	WOLLASTON Ally	NZL	800.0			800.0
12	VELASCO FUENTES Victoria	MEX		360.0	400.0	760.0
13	LEE Sze Wing	HKG	304.0	304.0	144.0	752.0
14	PATERNOSTER Letizia	ITA			720.0	720.0
15	MARTINS Maria	POR	280.0	400.0		680.0
16	PIKULIK Daria	POL			600.0	600.0
17	SEITZ Aline	SUI		600.0		600.0
18	EVANS Neah	TIN	600.0			600.0
19	DIDERIKSEN Amalie	DEN			560.0	560.0
20	BAKER Georgia	AUS	520.0			520.0
21	van der DUIN Maike	NED			480.0	480.0
22	BOTHA Bryony	NZL		480.0		480.0
23	LARRARTE ARTEAGA Eukene	ESP	160.0	232.0	80.0	472.0
24	HERNANDEZ GOMEZ L.	COL			440.0	440.0
25	ZABELINSKAYA Olga	UZB	144.0	256.0		400.0
26	ZAYED AHMED Ebtissam	EGY		160.0	208.0	368.0
27	COPPONI Clara	FRA			328.0	328.0
28	MISYURINA Margarita	TTT	96.0	96.0	128.0	320.0
29	HUANG Ting Ying	TPE	112.0	192.0	1.0	305.0
30	LIECHTI Jasmin	SUI	192.0		112.0	304.0
31	IKEDA Mizuki	JPN			280.0	280.0
32	RAAIJMAKERS Marit	NED		280.0		280.0
33	CAMPOS Daniela	POR			232.0	232.0
34	FIDANZA Martina	ITA	208.0			208.0
35	TEUTENBERG Lea Lin	GER	1.0		192.0	193.0
36	WILL Keira	AUS		176.0		176.0
37	WANKIEWICZ Olga	POL	176.0			176.0
38	ROBERTS Jessica	TIN			160.0	160.0
39	CHEREAU Clemence	FRA		144.0		144.0
40	ZANARDI Silvia	ITA		128.0		128.0
41	ACEVEDO MENDOZA Yareli	MEX	128.0			128.0
42	SULTANOVA Rinata	KAZ		112.0		112.0
43	JOSEPH Amber	BAR	1.0	1.0	96.0	98.0
44	MARCHAND Constance	SCF		80.0		80.0
45	MILAKI Argyro	GRE	80.0			80.0
46	BAČIKOVA Alžbeta	SVK	1.0		1.0	2.0
47	KLINGE Ellen	DEN		1.0		1.0

Women's Omnium / Omnium femmes

Nations Cup Standings / Classement coupe des nations
As of SUN 14 APR 2024

Rank	Name	Team Code	Event No 1	Event No 2	Event No 3	Total Points
48	de CLERCQ Katrijn	BEL	1.0			1.0
49	JONKER Kerry	RSA	1.0			1.0
50	CAUCHOIS ONE Fanny Malissa	LAO			1.0	1.0
50	GROVE S'Annara	RSA		1.0		1.0
50	KOLYZHUK Anna	UKR		1.0		1.0
50	WITTEVRONGEL Lani	BEL			1.0	1.0
54	van NIEKERK Danielle	RSA			1.0	1.0
55	DOPJANS Hanna	GER		1.0		1.0

Women's Omnium / Omnium femmes

Final Classification / Classement final

Rank	Race Number	Name	Team Code	Scratch Race 1/4	Tempo Race 2/4	Elimination Race 3/4	Sub Total Points	Points Race 6/4 (80 Laps - 20 Km)								Finish Order	Total Points		
								Sprint Points										Lap Points	
								1	2	3	4	5	6	7	8			+	-
GOLD	215	ARCHIBALD Katie	GBR	40 (1)	40 (1)	40 (1)	120 (1)		1		5	3	2			4	131		
SILVER	222	PATERNOSTER Letizia	ITA	38 (2)	30 (6)	34 (4)	102 (3)		5	1	1	2				9	111		
BRONZE	243	VALENTE Jennifer	USA	30 (6)	34 (4)	38 (2)	102 (2)	5								14	107		
4	230	PIKULIK Daria	POL	32 (5)	22 (10)	36 (3)	90 (5)	1	2	5		1	1	4		3	104		
5	209	DIDERIKSEN Amalie	DEN	22 (10)	20 (11)	30 (6)	72 (6)					5	3		20	22	100		
6	204	COLES-LYSTER Maggie	CAN	34 (4)	26 (8)	32 (5)	92 (4)	3								7	95		
7	228	van der DUIN Maïke	NED	26 (8)	18 (12)	26 (8)	70 (7)	2							20	21	92		
8	207	HERNANDEZ GOMEZ L.	COL	24 (9)	36 (3)	4 (19)	64 (9)				2	2		20		8	88		
9	227	VELASCO FUENTES Victoria	MEX	18 (12)	38 (2)	1 (22)	57 (12)		3	3			1		20	10	84		
10	235	UCHINO Tsuyaka	RKD	16 (13)	32 (5)	12 (15)	60 (10)				3		10			1	73		
11	213	COPPONI Clara	FRA	36 (3)	1 (21)	28 (7)	65 (8)					3				5	68		
12	229	STENBERG Anita Yvonne	NOR	14 (14)	28 (7)	18 (12)	60 (11)				2					6	62		
13	223	IKEDA Mizuki	JPN	4 (19)	8 (17)	16 (13)	28 (18)			2			5	20		12	55		
14	208	ŠEVČIKOVA Petra	CZE	28 (7)	1 (22)	22 (10)	51 (13)									15	51		
15	232	CAMPOS Daniela	POR	8 (17)	12 (15)	8 (17)	28 (20)							20		11	48		
16	210	ZAYED AHMED Ebtissam	EGY	10 (16)	24 (9)	14 (14)	48 (14)									13	48		
17	218	TEUTENBERG Lea Lin	GER	12 (15)	10 (16)	20 (11)	42 (15)									17	42		
18	206	LIU Jiali	CHN	20 (11)	14 (14)	1 (21)	35 (16)						6			2	41		
19	240	ROBERTS Jessica	TIN	6 (18)	16 (13)	6 (18)	28 (19)				5					16	33		
20	219	LEE Sze Wing	HKG	2 (20)	6 (18)	24 (9)	32 (17)									19	32		
21	242	MISYURINA Margarita	TTT	1 (22)	1 (23)	1 (23)	3 (23)							20		18	23		
22	237	LIECHTI Jasmin	SUI	1 (21)	4 (19)	10 (16)	15 (21)									20	15		
	201	JOSEPH Amber	BAR	1 (23)	2 (20)	2 (20)	5 (22)									DNS	DNF		

Elapsed Time: 24:51 - Average Speed: 48.290km/h

Communiqué approved by the Secretary of the Commissaires Panel:

Note:

Points scale for the first three races: 1st: 40 points, 2nd: 38 points, 3rd: 36 points, etc.

LEGEND

+ Points - Points DNF Did Not DNS Did Not nn (x) Points

Women's Omnium / Omnium femmes

Results Progression / Tableau de progression

Rank	Race Number	Name	Team Code	Scrach Race 1/4		Tempo Race 2/4		Elimination Race 3/4		Points Race 4/4	
				Rank	Points	Rank	Points	Rank	Points	Points	
1	215	ARCHIBALD Katie	GBR	Race result:	1	40	1	40	1	40	11
				Overall:	1	40	1	80	1	120	131
2	222	PATERNOSTER Letizia	ITA	Race result:	2	38	6	30	4	34	9
				Overall:	2	38	2	68	3	102	111
3	243	VALENTE Jennifer	USA	Race result:	6	30	4	34	2	38	5
				Overall:	6	30	3	64	2	102	107
4	230	PIKULIK Daria	POL	Race result:	5	32	10	22	3	36	14
				Overall:	5	32	7	54	5	90	104
5	209	DIDERIKSEN Amalie	DEN	Race result:	10	22	11	20	6	30	28
				Overall:	10	22	11	42	6	72	100
6	204	COLES-LYSTER Maggie	CAN	Race result:	4	34	8	26	5	32	3
				Overall:	4	34	5	60	4	92	95
7	228	van der DUIN Maike	NED	Race result:	8	26	12	18	8	26	22
				Overall:	8	26	9	44	7	70	92
8	207	HERNANDEZ GOMEZ L.	COL	Race result:	9	24	3	36	19	4	24
				Overall:	9	24	4	60	9	64	88
9	227	VELASCO FUENTES Victoria	MEX	Race result:	12	18	2	38	22	1	27
				Overall:	12	18	6	56	12	57	84
10	235	UCHINO Tsuyaka	RKD	Race result:	13	16	5	32	15	12	13
				Overall:	13	16	8	48	10	60	73
11	213	COPPONI Clara	FRA	Race result:	3	36	21	1	7	28	3
				Overall:	3	36	12	37	8	65	68
12	229	STENBERG Anita Yvonne	NOR	Race result:	14	14	7	28	12	18	2
				Overall:	14	14	10	42	11	60	62
13	223	IKEDA Mizuki	JPN	Race result:	19	4	17	8	13	16	27
				Overall:	19	4	19	12	18	28	55
14	208	ŠEVČIKOVA Petra	CZE	Race result:	7	28	22	1	10	22	
				Overall:	7	28	15	29	13	51	51
15	232	CAMPOS Daniela	POR	Race result:	17	8	15	12	17	8	20
				Overall:	17	8	18	20	20	28	48
16	210	ZAYED AHMED Ebtissam	EGY	Race result:	16	10	9	24	14	14	
				Overall:	16	10	13	34	14	48	48
17	218	TEUTENBERG Lea Lin	GER	Race result:	15	12	16	10	11	20	
				Overall:	15	12	17	22	15	42	42
18	206	LIU Jiali	CHN	Race result:	11	20	14	14	21	1	6
				Overall:	11	20	14	34	16	35	41
19	240	ROBERTS Jessica	TIN	Race result:	18	6	13	16	18	6	5
				Overall:	18	6	16	22	19	28	33
20	219	LEE Sze Wing	HKG	Race result:	20	2	18	6	9	24	
				Overall:	20	2	20	8	17	32	32
21	242	MISYURINA Margarita	TTT	Race result:	22	1	23	1	23	1	20
				Overall:	22	1	23	2	23	3	23
22	237	LIECHTI Jasmin	SUI	Race result:	21	1	19	4	16	10	
				Overall:	21	1	21	5	21	15	15
201	JOSEPH Amber		BAR	Race result:	23	1	20	2	20	2	DNS
				Overall:	23	1	22	3	22	5	DNF

Note:
Points scale for the first three races: 1st: 40 points, 2nd: 38 points, 3rd: 36 points, etc.

LEGEND
DNF Did Not Finish DNS Did Not Start

**Women's Omnium / Omnium femmes
Points Race 4\4 / Course aux points 4\4
Start List / Liste de départ**

Sun 14 Apr 2024 - Race distance: 80 laps (20km) with 8 sprints

Race Number	Name	Team Code
At the fence		
215	ARCHIBALD Katie	GBR
222	PATERNOSTER Letizia	ITA
230	PIKULIK Daria	POL
228	van der DUIN Maike	NED
207	HERNANDEZ GOMEZ L.	COL
229	STENBERG Anita Yvonne	NOR
208	ŠEVČIKOVA Petra	CZE
218	TEUTENBERG Lea Lin	GER
219	LEE Sze Wing	HKG
240	ROBERTS Jessica	TIN
237	LIECHTI Jasmin	SUI
242	MISYURINA Margarita	TTT
At the blue band		
243	VALENTE Jennifer	USA
204	COLES-LYSTER Maggie	CAN
209	DIDERIKSEN Amalie	DEN
213	COPPONI Clara	FRA
235	UCHINO Tsuyaka	RKD
227	VELASCO FUENTES Victoria	MEX
210	ZAYED AHMED Ebtissam	EGY
206	LIU Jiali	CHN
223	IKEDA Mizuki	JPN
232	CAMPOS Daniela	POR
201	JOSEPH Amber	BAR

Communiqué approved by the Secretary of the Commissaires Panel:

.....

**Women's Omnium / Omnium femmes
Elimination Race 3/4 / Course par élimination 3/4
Results / Résultats**

Sun 14 Apr 2024

Elapsed time: **13:28**

Average Speed: **47.896km/h**

Rank	Race Number	Name	Team Code
1	215	ARCHIBALD Katie	GBR
2	243	VALENTE Jennifer	USA
3	230	PIKULIK Daria	POL
4	222	PATERNOSTER Letizia	ITA
5	204	COLES-LYSTER Maggie	CAN
6	209	DIDERIKSEN Amalie	DEN
7	213	COPPONI Clara	FRA
8	228	van der DUIN Maike	NED
9	219	LEE Sze Wing	HKG
10	208	ŠEVČIKOVA Petra	CZE
11	218	TEUTENBERG Lea Lin	GER
12	229	STENBERG Anita Yvonne	NOR
13	223	IKEDA Mizuki	JPN
14	210	ZAYED AHMED Ebtissam	EGY
15	235	UCHINO Tsuyaka	RKD
16	237	LIECHTI Jasmin	SUI
17	232	CAMPOS Daniela	POR
18	240	ROBERTS Jessica	TIN
19	207	HERNANDEZ GOMEZ L.	COL
20	201	JOSEPH Amber	BAR
21	206	LIU Jiali	CHN
22	227	VELASCO FUENTES Victoria	MEX
23	242	MISYURINA Margarita	TTT

Communiqué approved by the Secretary of the Commissaires Panel:

.....

**Women's Omnium / Omnium femmes
Elimination Race 3/4 / Course par élimination 3/4
Start List / Liste de départ**

Sun 14 Apr 2024

Race Number	Name	Team Code
At the fence		
215	ARCHIBALD Katie	GBR
243	VALENTE Jennifer	USA
204	COLES-LYSTER Maggie	CAN
230	PIKULIK Daria	POL
228	van der DUIN Maike	NED
209	DIDERIKSEN Amalie	DEN
210	ZAYED AHMED Ebtissam	EGY
208	ŠEVČIKOVA Petra	CZE
218	TEUTENBERG Lea Lin	GER
223	IKEDA Mizuki	JPN
237	LIECHTI Jasmin	SUI
242	MISYURINA Margarita	TTT
At the blue band		
222	PATERNOSTER Letizia	ITA
207	HERNANDEZ GOMEZ L.	COL
227	VELASCO FUENTES Victoria	MEX
235	UCHINO Tsuyaka	RKD
229	STENBERG Anita Yvonne	NOR
213	COPPONI Clara	FRA
206	LIU Jiali	CHN
240	ROBERTS Jessica	TIN
232	CAMPOS Daniela	POR
219	LEE Sze Wing	HKG
201	JOSEPH Amber	BAR

Communiqué approved by the Secretary of the Commissaires Panel:

.....

Women's Omnium / Omnium femmes
Tempo Race 2\4 / Course tempo 2\4
Results / Résultats

Sun 14 Apr 2024 - Race distance: 30 laps (7.5km)

Elapsed time: **8:36**

Average Speed: **52.326km/h**

Rank	Race Number	Name	Team Code	Sprints Won	Lap Points			Finish Order	Total Points
					+	-	Balance		
1	215	ARCHIBALD Katie	GBR	4, 5, 6, 7, 10, 11	20		20	8	26
2	227	VELASCO FUENTES Victoria	MEX	2, 9	20		20	21	22
3	207	HERNANDEZ GOMEZ L.	COL	3, 8	20		20	22	22
4	243	VALENTE Jennifer	USA	16, 20, 22, 24, 26				1	5
5	235	UCHINO Tsuyaka	RKD	18, 21, 23, 25				2	4
6	222	PATERNOSTER Letizia	ITA	17, 19				5	2
7	229	STENBERG Anita Yvonne	NOR	13, 15				15	2
8	204	COLES-LYSTER Maggie	CAN	12				16	1
9	210	ZAYED AHMED Ebtissam	EGY	1				19	1
10	230	PIKULIK Daria	POL	14				20	1
11	209	DIDERIKSEN Amalie	DEN					3	0
12	228	van der DUIN Maike	NED					4	0
13	240	ROBERTS Jessica	TIN					6	0
14	206	LIU Jiali	CHN					7	0
15	232	CAMPOS Daniela	POR					9	0
16	218	TEUTENBERG Lea Lin	GER					10	0
17	223	IKEDA Mizuki	JPN					11	0
18	219	LEE Sze Wing	HKG					12	0
19	237	LIECHTI Jasmin	SUI					13	0
20	201	JOSEPH Amber	BAR					14	0
21	213	COPPONI Clara	FRA					17	0
22	208	ŠEVČIKOVA Petra	CZE					18	0
23	242	MISYURINA Margarita	TTT					23	0

Communiqué approved by the Secretary of the Commissaires Panel:

LEGEND	
-	Points lost
+	Points gained

Women's Omnium / Omnium femmes
Tempo Race 2\4 / Course tempo 2\4
Start List / Liste de départ

Sun 14 Apr 2024 - Race distance: 30 laps (7.5km)

Race Number	Name	Team Code
At the fence		
215	ARCHIBALD Katie	GBR
213	COPPONI Clara	FRA
230	PIKULIK Daria	POL
208	ŠEVČIKOVA Petra	CZE
207	HERNANDEZ GOMEZ L.	COL
206	LIU Jiali	CHN
235	UCHINO Tsuyaka	RKD
218	TEUTENBERG Lea Lin	GER
232	CAMPOS Daniela	POR
223	IKEDA Mizuki	JPN
237	LIECHTI Jasmin	SUI
201	JOSEPH Amber	BAR
At the blue band		
222	PATERNOSTER Letizia	ITA
204	COLES-LYSTER Maggie	CAN
243	VALENTE Jennifer	USA
228	van der DUIN Maike	NED
209	DIDERIKSEN Amalie	DEN
227	VELASCO FUENTES Victoria	MEX
229	STENBERG Anita Yvonne	NOR
210	ZAYED AHMED Ebtissam	EGY
240	ROBERTS Jessica	TIN
219	LEE Sze Wing	HKG
242	MISYURINA Margarita	TTT

Communiqué approved by the Secretary of the Commissaires Panel:

Women's Omnium / Omnium femmes
Scratch Race 1\4 / Course scratch 1\4
Results / Résultats

Sun 14 Apr 2024 - Race distance: 30 laps (7.5km)

Elapsed time: **9:19**

Average Speed: **48.301km/h**

Rank	Race Number	Name	Team Code	Comments
1	215	ARCHIBALD Katie	GBR	
2	222	PATERNOSTER Letizia	ITA	
3	213	COPPONI Clara	FRA	
4	204	COLES-LYSTER Maggie	CAN	
5	230	PIKULIK Daria	POL	
6	243	VALENTE Jennifer	USA	
7	208	ŠEVČIKOVA Petra	CZE	
8	228	van der DUIN Maike	NED	
9	207	HERNANDEZ GOMEZ L.	COL	
10	209	DIDERIKSEN Amalie	DEN	
11	206	LIU Jiali	CHN	
12	227	VELASCO FUENTES Victoria	MEX	
13	235	UCHINO Tsuyaka	RKD	
14	229	STENBERG Anita Yvonne	NOR	
15	218	TEUTENBERG Lea Lin	GER	
16	210	ZAYED AHMED Ebtissam	EGY	
17	232	CAMPOS Daniela	POR	
18	240	ROBERTS Jessica	TIN	
19	223	IKEDA Mizuki	JPN	
20	219	LEE Sze Wing	HKG	
21	237	LIECHTI Jasmin	SUI	
22	242	MISYURINA Margarita	TTT	
23	201	JOSEPH Amber	BAR	

Communiqué approved by the Secretary of the Commissaires Panel:

Women's Omnium / Omnium femmes
Scratch Race 1\4 / Course scratch 1\4
Start List / Liste de départ

Sun 14 Apr 2024 - Race distance: 30 laps (7.5km)

Race Number	Name	Team Code
At the fence		
215	ARCHIBALD Katie	GBR
213	COPPONI Clara	FRA
243	VALENTE Jennifer	USA
208	ŠEVČIKOVA Petra	CZE
242	MISYURINA Margarita	TTT
227	VELASCO FUENTES Victoria	MEX
204	COLES-LYSTER Maggie	CAN
219	LEE Sze Wing	HKG
232	CAMPOS Daniela	POR
210	ZAYED AHMED Ebtissam	EGY
209	DIDERIKSEN Amalie	DEN
201	JOSEPH Amber	BAR
At the blue band		
229	STENBERG Anita Yvonne	NOR
223	IKEDA Mizuki	JPN
230	PIKULIK Daria	POL
228	van der DUIN Maike	NED
207	HERNANDEZ GOMEZ Lina Marcela	COL
240	ROBERTS Jessica	TIN
218	TEUTENBERG Lea Lin	GER
235	UCHINO Tsuyaka	RKD
222	PATERNOSTER Letizia	ITA
206	LIU Jiali	CHN
237	LIECHTI Jasmin	SUI

Communiqué approved by the Secretary of the Commissaires Panel:

**Women's Omnium / Omnium femmes
Qualifying Heat 2 / Qualifications série 2
Results / Résultats**

Sun 14 Apr 2024 - Race distance: 40 laps (10km) with 4 sprints

Elapsed time: 13:17

Average Speed: 45.158km/h

Rank	Race No.	Name	Team Code	Sprint Nr				Finish Order	Lap Points			Total Points
				1	2	3	4		+	-	Balance	
1	229	STENBERG Anita Yvonne	NOR	5			6	2				11
2	223	IKEDA Mizuki	JPN				10	1				10
3	230	PIKULIK Daria	POL		5		4	3				9
4	228	van der DUIN Maike	NED		3		2	4				5
5	207	HERNANDEZ GOMEZ L.	COL			5		9				5
6	240	ROBERTS Jessica	TIN	2	2			13				4
7	218	TEUTENBERG Lea Lin	GER			3		6				3
8	235	UCHINO Tsuyaka	RKD	3				10				3
9	222	PATERNOSTER Letizia	ITA		2			5				2
10	206	LIU Jiali	CHN	1	1			14				2
11	237	LIECHTI Jasmin	SUI			1		7				1
12	211	LARRARTE ARTEAGA Eukene	ESP					8				0
13	241	HUANG Ting Ying	TPE					11				0
14	203	WITTEVRONGEL Lani	BEL					12				0

Progression rule:

Last 3 riders of the starters will not qualify.

Communiqué approved by the Secretary of the Commissaires Panel:

LEGEND

- Points lost + Points gained No. Number

**Women's Omnium / Omnium femmes
Qualifying Heat 2 / Qualifications série 2
Start List / Liste de départ**

Sun 14 Apr 2024 - Race distance: 40 laps (10km) with 4 sprints

Race Number	Name	Team Code
At the fence		
229	STENBERG Anita Yvonne	NOR
211	LARRARTE ARTEAGA Eukene	ESP
206	LIU Jiali	CHN
207	HERNANDEZ GOMEZ Lina Marcela	COL
228	van der DUIN Maike	NED
237	LIECHTI Jasmin	SUI
203	WITTEVRONGEL Lani	BEL
At the blue band		
230	PIKULIK Daria	POL
222	PATERNOSTER Letizia	ITA
235	UCHINO Tsuyaka	RKD
241	HUANG Ting Ying	TPE
218	TEUTENBERG Lea Lin	GER
223	IKEDA Mizuki	JPN
240	ROBERTS Jessica	TIN

Progression rule:

Last 3 riders of the starters will not qualify.

Communiqué approved by the Secretary of the Commissaires Panel:

.....

Women's Omnium / Omnium femmes
Qualifying Heat 1 / Qualifications série 1
Results / Résultats

Sun 14 Apr 2024 - Race distance: 40 laps (10km) with 4 sprints

Elapsed time: 12:35

Average Speed: 47.624km/h

Rank	Race No.	Name	Team Code	Sprint Nr				Finish Order	Lap Points			Total Points
				1	2	3	4		+	-	Balance	
1	215	ARCHIBALD Katie	GBR		5			10	20		20	25
2	213	COPPONI Clara	FRA	2	2			11	20		20	24
3	243	VALENTE Jennifer	USA		3			13	20		20	23
4	208	ŠEVČIKOVA Petra	CZE		1			9	20		20	21
5	242	MISYURINA Margarita	TTT			1	10	1				11
6	227	VELASCO FUENTES Victoria	MEX	3			6	2				9
7	204	COLES-LYSTER Maggie	CAN	5			2	4				7
8	219	LEE Sze Wing	HKG			5		14				5
9	232	CAMPOS Daniela	POR				4	3				4
10	210	ZAYED AHMED Ebtissam	EGY	1	2			7				3
11	209	DIDERIKSEN Amalie	DEN			3		12				3
12	201	JOSEPH Amber	BAR					5				0
13	239	BAČIKOVA Alžbeta	SVK					6				0
14	225	CAUCHOIS ONE Fanny Malissa	LAO					8				0
15	236	van NIEKERK Danielle	RSA					15				0

Progression rule:

Last 3 riders of the starters will not qualify.

No. 239 BAČIKOVA Alžbeta (SVK)

Has been relegated for entering the sprinter's lane when the opponent was already there.

A été déclassé(e) pour être entré dans le couloir des sprinters alors que son adversaire s'y trouvait déjà.

Communiqué approved by the Secretary of the Commissaires Panel:

LEGEND

- Points lost + Points gained No. Number

**Women's Omnium / Omnium femmes
Qualifying Heat 1 / Qualifications série 1
Start List / Liste de départ**

Sun 14 Apr 2024 - Race distance: 40 laps (10km) with 4 sprints

Race Number	Name	Team Code
At the fence		
243	VALENTE Jennifer	USA
219	LEE Sze Wing	HKG
210	ZAYED AHMED Ebtissam	EGY
209	DIDERIKSEN Amalie	DEN
201	JOSEPH Amber	BAR
239	BAČIKOVA Alžbeta	SVK
225	CAUCHOIS ONE Fanny Malissa	LAO
213	COPPONI Clara	FRA
At the blue band		
215	ARCHIBALD Katie	GBR
208	ŠEVČIKOVA Petra	CZE
242	MISYURINA Margarita	TTT
204	COLES-LYSTER Maggie	CAN
236	van NIEKERK Danielle	RSA
227	VELASCO FUENTES Victoria	MEX
232	CAMPOS Daniela	POR

Progression rule:

Last 3 riders of the starters will not qualify.

Communiqué approved by the Secretary of the Commissaires Panel:

.....

Women's Madison / Madison femmes

Nations Cup Standings / Classement coupe des nations
As of SAT 13 APR 2024

Event No 1	Adelaide (AUS)	2 - 4 February 2024
Event No 2	Hong Kong,China (HKG)	15 - 17 March 2024
Event No 3	Milton (CAN)	12 - 14 April 2024

Rank	Name	Team Code	Event No 1	Event No 2	Event No 3	Total Points
1	Italy	ITA	1040.0	1040.0	1200.0	3280.0
2	Great Britain	GBR	1600.0		1600.0	3200.0
3	Switzerland	SUI	880.0	1200.0	960.0	3040.0
4	Team Rakuten K Dreams	RKD		1600.0	1120.0	2720.0
5	New Zealand	NZL	1120.0	1440.0		2560.0
6	United States	USA	1280.0		1280.0	2560.0
7	Netherlands	NED		1280.0	800.0	2080.0
8	Japan	JPN	800.0	608.0	608.0	2016.0
9	Uzbekistan	UZB	608.0	880.0	512.0	2000.0
10	Czechia	CZE	512.0	960.0	464.0	1936.0
11	Ireland	IRL	720.0	1120.0		1840.0
12	Belgium	BEL	960.0		880.0	1840.0
13	Poland	POL	656.0		1040.0	1696.0
14	Hong Kong, China	HKG	560.0	720.0	416.0	1696.0
15	Denmark	DEN		800.0	720.0	1520.0
16	Mexico	MEX	464.0	656.0	352.0	1472.0
17	France	FRA			1440.0	1440.0
18	Australia	AUS	1440.0			1440.0
19	Team Inspired	TIN	1200.0			1200.0
20	Spain	ESP	416.0		560.0	976.0
21	Tashkent City Track Team	TTT	384.0	560.0	2.0	946.0
22	Germany	GER			656.0	656.0
23	China	CHN		560.0	2.0	562.0
24	Alltricks.com - Sprinteur Club Fém.	SCF		560.0		560.0
25	Canada	CAN			416.0	416.0
26	Colombia	COL			2.0	2.0

Women's Madison / Madison femmes Final / Finale Results / Résultats

Sat 13 Apr 2024 - Race distance: 120 laps (30km) with 12 sprints

Elapsed time: **34:05**

Average Speed: **52.812km/h**

Rank	Race Number	Team Name	Sprint Number												Lap Points			Finish Order	Points
			1	2	3	4	5	6	7	8	9	10	11	12	+	-	Balance		
GOLD	3	GBR - Great Britain		5		5	5	2	1	3		5	1	10				1	37
		Black ARCHIBALD Katie																	
		Red EVANS Neah																	
SILVER	7	FRA - France		3		2	1	5		5		3		6				2	25
		Black FORTIN Valentine																	
		Red BORRAS Marion																	
BRONZE	5	USA - United States		1		3	2		5		5		3					9	19
		Black VALENTE Jennifer																	
		Red WILLIAMS Lily																	
4	2	ITA - Italy	1	2	5							3		5				5	16
		Black GUAZZINI Vittoria																	
		Red BALSAMO Elisa																	
5	21	RKD - Team Rakuten K Dreams	5		1				3		2			2				7	13
		Black KAKITA Maho																	
		Red UCHINO Tsuyaka																	
6	1 w	POL - Poland			2	1	3	1					2					12	9
		Black PIKULIK Daria																	
		Red PIKULIK Wiktoria																	
7	4	SUI - Switzerland	2		3							2						10	7
		Black SEITZ Aline																	
		Red ANDRES Michelle																	
8	13	BEL - Belgium									1			4				3	5
		Black de CLERCQ Katrijn																	
		Red HESTERS Helene																	
9	10	NED - Netherlands	3								1		1					11	5
		Black van der DUIN Maike																	
		Red van BELLE Lisa																	
10	9	DEN - Denmark											2					4	2
		Black LETH Julie																	
		Red DIDERIKSEN Amalie																	
11	8	GER - Germany								2								6	2
		Black REISSNER Lena Charlotte																	
		Red BRAUSSE Franziska																	
12	6	JPN - Japan														20		13	-20
		Black IKEDA Mizuki																	
		Red MIZUTANI Ayana																	
13	15	ESP - Spain														20		14	-20
		Black RODRIGUEZ CORDERO Laura																	
		Red ANGUELA YAGUEZ Eva																	
14	14	UZB - Uzbekistan														40		8	-40
		Black KOZIEVA Nafosat																	
		Red ZABELINSKAYA Olga																	
15	11	CZE - Czechia								3						60		DNF	DNF
		Black ŠEVČIKOVA Petra																	
		Red BARTOVA Gabriela																	
16	12	HKG - Hong Kong, China														40		DNF	DNF
		Black LEUNG Bo Yee																	
		Red LEUNG Wing Yee																	

**Women's Madison / Madison femmes
Final / Finale
Results / Résultats**

Sat 13 Apr 2024 - Race distance: 120 laps (30km) with 12 sprints

Elapsed time: **34:05** Average Speed: **52.812km/h**

Rank	Race Number	Team Name	Sprint Number												Lap Points			Finish Order	Points	
			1	2	3	4	5	6	7	8	9	10	11	12	+	-	Balance			
16	20	CAN - Canada															40	-40		DNF
		Black BONHOMME Ariane																		
		Red PLANTE Lily																		

POL - Poland

Warning for causing the crash of their opponent.
Avertissement pour avoir provoqué la chute de son adversaire.

Communiqué approved by the Secretary of the Commissaires Panel:

LEGEND
- Points lost + Points gained DNF Did Not Finish w Warning

Women's Madison / Madison femmes
Final / Finale
Start List / Liste de départ

Sat 13 Apr 2024 - Race distance: 120 laps (30km) with 12 sprints

Race Number	Team	Colour	Name
At the fence			
13	BEL - Belgium	BLACK RED	de CLERCQ Katrijn HESTERS Helene
5	USA - United States	BLACK RED	VALENTE Jennifer WILLIAMS Lily
3	GBR - Great Britain	BLACK RED	ARCHIBALD Katie EVANS Neah
7	FRA - France	BLACK RED	FORTIN Valentine BORRAS Marion
9	DEN - Denmark	BLACK RED	LETH Julie DIDERIKSEN Amalie
21	RKD - Team Rakuten K Dreams	BLACK RED	KAKITA Maho UCHINO Tsuyaka
11	CZE - Czechia	BLACK RED	ŠEVČIKOVA Petra BARTOVA Gabriela
1	POL - Poland	BLACK RED	PIKULIK Daria PIKULIK Wiktoria
15	ESP - Spain	BLACK RED	RODRIGUEZ CORDERO Laura ANGUELA YAGUEZ Eva
At the blue band			
14	UZB - Uzbekistan	BLACK RED	KOZIEVA Nafosat ZABELINSKAYA Olga
6	JPN - Japan	BLACK RED	IKEDA Mizuki MIZUTANI Ayana
10	NED - Netherlands	BLACK RED	van der DUIN Maike van BELLE Lisa
8	GER - Germany	BLACK RED	REISSNER Lena Charlotte BRAUSSE Franziska
2	ITA - Italy	BLACK RED	GUAZZINI Vittoria BALSAMO Elisa
4	SUI - Switzerland	BLACK RED	SEITZ Aline ANDRES Michelle

**Women's Madison / Madison femmes
Final / Finale
Start List / Liste de départ**

Sat 13 Apr 2024 - Race distance: 120 laps (30km) with 12 sprints

Race Number	Team	Colour	Name
20	CAN - Canada	BLACK	BONHOMME Ariane
		RED	PLANTE Lily
12	HKG - Hong Kong, China	BLACK	LEUNG Bo Yee
		RED	LEUNG Wing Yee

Communiqué approved by the Secretary of the Commissaires Panel:

.....

**Women's Madison / Madison femmes
Qualifying Heat 2 / Qualifications série 2
Results / Résultats**

Sat 13 Apr 2024 - Race distance: 60 laps (15km) with 6 sprints

Elapsed time: 17:35

Average Speed: 51.185km/h

Rank	Race Number	Team Name	Sprint Number						Lap Points			Finish Order	Points	
			1	2	3	4	5	6	+	-	Balance			
1	14	UZB - Uzbekistan					3	10				1	13	
		Black KOZIEVA Nafosat												
		Red ZABELINSKAYA Olga												
2	6	JPN - Japan	1	2				2	6				2	11
		Black IKEDA Mizuki												
		Red MIZUTANI Ayana												
3	10	NED - Netherlands			2	5			4				3	11
		Black van der DUIN Maïke												
		Red van BELLE Lisa												
4	8	GER - Germany	3	1	1			5				10	10	
		Black REISSNER Lena Charlotte												
		Red BRAUSSE Franziska												
5	2	ITA - Italy	5		3	1						9	9	
		Black GUAZZINI Vittoria												
		Red BALSAMO Elisa												
6	4	SUI - Switzerland	2	3		3						8	8	
		Black SEITZ Aline												
		Red ANDRES Michelle												
7	20	CAN - Canada		5		2						6	7	
		Black BONHOMME Ariane												
		Red PLANTE Lily												
8	12	HKG - Hong Kong, China						2				4	2	
		Black LEUNG Bo Yee												
		Red LEUNG Wing Yee												
9	16	MEX - Mexico					1					5	1	
		Black GAXIOLA GONZALEZ M												
		Red SALAZAR VAZQUEZ L.												
10	18	CHN - China			5					20	-20	7	-15	
		Black HUANG Zhilin												
		Red ZHOU Menghan												

Progression rule:

Last 2 teams from the starting teams will not qualify for final.

Communiqué approved by the Secretary of the Commissaires Panel:

LEGEND

- Points lost + Points gained

**Women's Madison / Madison femmes
Qualifying Heat 2 / Qualifications série 2
Start List / Liste de départ**

Sat 13 Apr 2024 - Race distance: 60 laps (15km) with 6 sprints

Race Number	Team	Colour	Name
At the fence			
2	ITA - Italy	BLACK	GUAZZINI Vittoria
		RED	BALSAMO Elisa
6	JPN - Japan	BLACK	IKEDA Mizuki
		RED	MIZUTANI Ayana
10	NED - Netherlands	BLACK	van der DUIN Maike
		RED	van BELLE Lisa
14	UZB - Uzbekistan	BLACK	KOZIEVA Nafosat
		RED	ZABELINSKAYA Olga
18	CHN - China	BLACK	HUANG Zhilin
		RED	ZHOU Menghan
At the blue band			
4	SUI - Switzerland	BLACK	SEITZ Aline
		RED	ANDRES Michelle
8	GER - Germany	BLACK	REISSNER Lena Charlotte
		RED	BRAUSSE Franziska
12	HKG - Hong Kong, China	BLACK	LEUNG Bo Yee
		RED	LEUNG Wing Yee
16	MEX - Mexico	BLACK	GAXIOLA GONZALEZ Maria Antonieta
		RED	SALAZAR VAZQUEZ Lizbeth Yarely
20	CAN - Canada	BLACK	BONHOMME Ariane
		RED	PLANTE Lily

Progression rule:

Last 2 teams from the starting teams will not qualify for final.

Communiqué approved by the Secretary of the Commissaires Panel:

Women's Madison / Madison femmes Qualifying Heat 1 / Qualifications série 1 Results / Résultats

Sat 13 Apr 2024 - Race distance: 60 laps (15km) with 6 sprints

Elapsed time: 17:22

Average Speed: 51.823km/h

Rank	Race Number	Team Name	Sprint Number						Lap Points			Finish Order	Points	
			1	2	3	4	5	6	+	-	Balance			
1	13	BEL - Belgium		1		1	1	1	10				1	13
		Black de CLERCQ Katrijn												
		Red HESTERS Helene												
2	5	USA - United States	1		3	5	3						7	12
		Black VALENTE Jennifer												
		Red WILLIAMS Lily												
3	3	GBR - Great Britain		5				5					9	10
		Black ARCHIBALD Katie												
		Red EVANS Neah												
4	7	FRA - France	5		5								10	10
		Black FORTIN Valentine												
		Red BORRAS Marion												
5	9	DEN - Denmark			2				6				2	8
		Black LETH Julie												
		Red DIDERIKSEN Amalie												
6	21	RKD - Team Rakuten K Dreams		3	1			2	2				4	8
		Black KAKITA Maho												
		Red UCHINO Tsuyaka												
7	11	CZE - Czechia	2	2		3							8	7
		Black ŠEVČIKOVA Petra												
		Red BARTOVA Gabriela												
8	1	POL - Poland	3			2							6	5
		Black PIKULIK Daria												
		Red PIKULIK Wiktoria												
9	15	ESP - Spain							4				3	4
		Black RODRIGUEZ CORDERO Laura												
		Red ANGUELA YAGUEZ Eva												
10	17	COL - Colombia											5	0
		Black HERNANDEZ GOMEZ Lina Marcela												
		Red ROJAS ZAPATA Lina Mabel												
11	19	TTT - Tashkent Track Team									80	-80	DNF	DNF
		Black KARIMOVA Sofiya												
		Red MISYURINA Margarita												

Progression rule:

Last 2 teams from the starting teams will not qualify for final.

Communiqué approved by the Secretary of the Commissaires Panel:

LEGEND

- Points lost + Points gained DNF Did Not Finish

**Women's Madison / Madison femmes
Qualifying Heat 1 / Qualifications série 1
Start List / Liste de départ**

Sat 13 Apr 2024 - Race distance: 60 laps (15km) with 6 sprints

Race Number	Team	Colour	Name
At the fence			
1	POL - Poland	BLACK RED	PIKULIK Daria PIKULIK Wiktoria
5	USA - United States	BLACK RED	VALENTE Jennifer WILLIAMS Lily
9	DEN - Denmark	BLACK RED	LETH Julie DIDERIKSEN Amalie
13	BEL - Belgium	BLACK RED	de CLERCQ Katrijn HESTERS Helene
17	COL - Colombia	BLACK RED	HERNANDEZ GOMEZ Lina Marcela ROJAS ZAPATA Lina Mabel
21	RKD - Team Rakuten K Dreams	BLACK RED	KAKITA Maho UCHINO Tsuyaka
At the blue band			
3	GBR - Great Britain	BLACK RED	ARCHIBALD Katie EVANS Neah
7	FRA - France	BLACK RED	FORTIN Valentine BORRAS Marion
11	CZE - Czechia	BLACK RED	ŠEVČIKOVA Petra BARTOVA Gabriela
15	ESP - Spain	BLACK RED	RODRIGUEZ CORDERO Laura ANGUELA YAGUEZ Eva
19	TTT - Tashkent Track Team	BLACK RED	KARIMOVA Sofiya MISYURINA Margarita

Progression rule:

Last 2 teams from the starting teams will not qualify for final.

Communiqué approved by the Secretary of the Commissaires Panel:

.....

Women's Elimination Race / Course par élimination femmes

Nations Cup Standings / Classement coupe des nations

As of FRI 12 APR 2024

Event No 1	Adelaide (AUS)	2 - 4 February 2024
Event No 2	Hong Kong,China (HKG)	15 - 17 March 2024
Event No 3	Milton (CAN)	12 - 14 April 2024

Rank	Name	Team Code	Event No 1	Event No 2	Event No 3	Total Points
1	STENBERG Anita Yvonne	NOR	256.0	720.0	640.0	1616.0
2	VALENTE Jennifer	USA	720.0		800.0	1520.0
3	RODRIGUEZ CORDERO Laura	ESP	280.0	520.0	520.0	1320.0
4	TRACKA Maja	POL	600.0		480.0	1080.0
5	BALEIŠYTE Olivija	LTU	480.0	600.0		1080.0
6	MARTINS Maria	POR	144.0	480.0	400.0	1024.0
7	van DAM Sarah	CAN	328.0		600.0	928.0
8	KAJIHARA Yumi	JPN		800.0		800.0
9	WOLLASTON Ally	NZL	800.0			800.0
10	ACEVEDO MENDOZA Yareli	MEX		640.0	160.0	800.0
11	ZAYED AHMED Ebtissam	EGY		360.0	440.0	800.0
12	BAČIKOVA Alžbeta	SVK	520.0		256.0	776.0
13	KOZIEVA Nafosat	UZB	232.0	304.0	208.0	744.0
14	PATERNOSTER Letizia	ITA			720.0	720.0
15	ROBERTS Jessica	GBR	640.0			640.0
16	MISYURINA Margarita	TTT	160.0	280.0	192.0	632.0
17	CREIGHTON Erin Grace	IRL	208.0	400.0		608.0
18	TEUTENBERG Lea Lin	GER	400.0		176.0	576.0
19	LEE Sze Wing	HKG			560.0	560.0
20	WILL Keira	AUS		560.0		560.0
21	HESTERS Helene	BEL	560.0			560.0
22	BARTOVA Gabriela	CZE		192.0	360.0	552.0
23	van BELLE Lisa	NED		232.0	304.0	536.0
24	SULTANOVA Rinata	KAZ		440.0		440.0
25	NĚMCOVA Barbora	CZE	440.0			440.0
26	ANDRES Michelle	SUI	360.0			360.0
27	MIZUTANI Ayana	JPN	192.0		144.0	336.0
28	JOSEPH Amber	BAR			328.0	328.0
29	METTRAUX Lena	SUI		328.0		328.0
30	LEWIS Sophie	TIN	304.0			304.0
31	de CLERCQ Katrlijn	BEL			280.0	280.0
32	DONNELLY Samantha	NZL		256.0		256.0
33	KAKITA Maho	RKD			232.0	232.0
34	KRUM Ida	DEN		208.0		208.0
35	GROVE S'Annara	RSA		176.0		176.0
36	FIDANZA Martina	ITA	176.0			176.0
37	FIORIN Sara	ITA		160.0		160.0
38	UCHINO Tsuyaka	RKD		144.0		144.0
39	LIECHTI Jasmin	SUI			128.0	128.0
40	MILAKI Argyro	GRE	128.0			128.0
41	CAUCHOIS ONE Fanny Malissa	LAO			112.0	112.0
42	van NIEKERK Danielle	RSA			96.0	96.0

Women's Elimination Race / Course par élimination femmes

Results / Résultats

Fri 12 Apr 2024

Elapsed time: **14:10**

Average Speed: **48.710km/h**

Rank	Race Number	Name	Team Code
GOLD	243	VALENTE Jennifer	USA
SILVER	222	PATERNOSTER Letizia	ITA
BRONZE	229	STENBERG Anita Yvonne	NOR
4	205	van DAM Sarah	CAN
5	219	LEE Sze Wing	HKG
6	212	RODRIGUEZ CORDERO Laura	ESP
7	249	TRACKA Maja	POL
8	210	ZAYED AHMED Ebtissam	EGY
9	233	MARTINS Maria	POR
10	245	BARTOVA Gabriela	CZE
11	201	JOSEPH Amber	BAR
12	247	van BELLE Lisa	NED
13	202	de CLERCQ Katrijn	BEL
14	239	BAČIKOVA Alžbeta	SVK
15	234	KAKITA Maho	RKD
16	251	KOZIEVA Nafosat	UZB
17	242	MISYURINA Margarita	TTT
18	218	TEUTENBERG Lea Lin	GER
19	226	ACEVEDO MENDOZA Yareli	MEX
20	224	MIZUTANI Ayana	JPN
21	237	LIECHTI Jasmin	SUI
22	225	CAUCHOIS ONE Fanny Malissa	LAO
23	236	van NIEKERK Danielle	RSA

No. 222 PATERNOSTER Letizia (ITA)

Has been relegated for entering the sprinter's lane when the opponent was already there.

A été déclassé(e) pour être entré dans le couloir des sprinters alors que son adversaire s'y trouvait déjà.

Communiqué approved by the Secretary of the Commissaires Panel:

Women's Elimination Race / Course par élimination femmes

Start List / Liste de départ

Fri 12 Apr 2024

Race Number	Name	Team Code
-------------	------	-----------

At the fence

229	STENBERG Anita Yvonne	NOR
218	TEUTENBERG Lea Lin	GER
226	ACEVEDO MENDOZA Yareli	MEX
239	BAČIKOVA Alžbeta	SVK
249	TRACKA Maja	POL
251	KOZIEVA Nafosat	UZB
202	de CLERCQ Katrijn	BEL
201	JOSEPH Amber	BAR
234	KAKITA Maho	RKD
242	MISYURINA Margarita	TTT
237	LIECHTI Jasmin	SUI
224	MIZUTANI Ayana	JPN

At the blue band

243	VALENTE Jennifer	USA
210	ZAYED AHMED Ebtissam	EGY
205	van DAM Sarah	CAN
245	BARTOVA Gabriela	CZE
233	MARTINS Maria	POR
212	RODRIGUEZ CORDERO Laura	ESP
219	LEE Sze Wing	HKG
247	van BELLE Lisa	NED
222	PATERNOSTER Letizia	ITA
225	CAUCHOIS ONE Fanny Malissa	LAO
236	van NIEKERK Danielle	RSA

Communiqué approved by the Secretary of the Commissaires Panel: