

UCI TECHNICAL OFFICIALS / OFFICIELS TECHNIQUES DE L'UCI**Commissaires Panel appointed by the UCI Management Committee
Collège des Commissaires désigné par le Comité Directeur UCI**

LÉVESQUE Adrien	CAN	President / Président
PINKOSKI Michael	CAN	Secretary / Secrétaire
MAINO Zachary	USA	Starter
SOLTYSIAK Marek	POL	Judge – Referee / Juge Arbitre
NUHLEN Rainer	GER	Member / Membre

**Assistant National Commissaires appointed by the National Federation
Commissaires nationaux adjoints désignés par la Fédération Nationale**

Héctor Fabio Arcila E., Orlando Guerrero, Héctor Victoria Sánchez, Rodrigo Soto Rojas, Guillermo Roldan Varela, Carlos Mario Naranjo, Ricardo Ruiz, Carlos A. Saavedra P., Víctor Mosso, Jacqueline Ocampo, Daniel Becerra, Fabio Carreño Muñoz, Leydy Pinzón, Lina Fonseca, Alejandro Díaz Muñoz, Mauricio Fdo. Arana L., María Elena González T., Henry Alzate Tasama

UCI Technical Delegate / Délégué Technique de l'UCI	SCHULZ Anja	GER
Official Doctor / Médecin Officiel	Dra. Angela Marquez.	COL
Doping Control Officers / Agents de Contrôle du Dopage	JOHANNSEN MEHNER Ludwig ARINO GARCIA Juan Manuel	MEX ARG

GENERAL INFORMATION – REMINDER OF DISPOSITIONS

Confirmations and modifications of starters


- **At the confirmation of riders, when applicable, World champion's jersey will need to be brought to be controlled in addition to National Team/UCI Track Team apparel.**
- **The confirmation of the riders done on Wednesday 8th September is final**; nevertheless, Team Managers may forward **modifications** to the Secretary of College of Commissaires (Mr. PINKOSKI Michael) until **the start of the first competition session on the day of each event**:

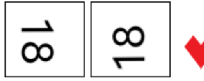
Friday 10 th September	Sprint	Women
	Kilometer TT	Men
	Scratch	Women
	Scratch	Men
	Individual Pursuit	Men
	Elimination	Women
	Elimination	Men
Saturday 11 th September	Individual Pursuit	Women
	500m TT	Women
	Omnium	Women
	Keirin	Men
	Madison	Men
Sunday 12 th September	Sprint	Men
	Omnium	Men
	Keirin	Women
	Madison	Women

- Team Pursuit changes: Until 30 minutes before the start of the relevant competition round (article 3.2.079)
- Team Sprint changes: Until 30 minutes before the start of the relevant competition round (article 3.2.149)
- Only riders previously registered and confirmed for the specific race may be used as replacements.
- Rider registered and confirmed for a specific race and not showing up at the start will be sanctioned by a fine as per art. 1.2.055.

Competitions

- Riders shall ensure that the body number is visible and legible at all times. The body number shall be well fixed and may not be folded or altered. When two numbers are required to be worn, these should be placed low down and on either side of the back, visible to the infield and to the spectators. When a single number is required to be worn, this should be placed low down in the centre of the back. **Body numbers will be distributed at the Team Managers' meeting.**




- Transponders, fitted to the bikes, are mandatory for all events. The transponders will be distributed at the Team Managers' meeting. These should be returned to Swiss Timing once the rider has completed all their events.
- ~~LED devices for the Elimination races (Men and Women) shall be collected next to the timing podium one hour prior to the start of each race and returned to the same place at the end of each race.~~
- All bicycle measurement checking shall be carried out in the equipment check area before entering the track. Riders must come for bicycle-check in adequate time prior to their start. Checking will also be carried out 15 minutes prior to commencing each session of the competition. **Teams are responsible for verifying the legality of replacement equipment that may be used in any event.** Commissaires are entitled to double check positions after the race. Should the bicycle or position have been modified in contravention of the regulations, the rider may be disqualified.

Team Leaders and Coaches during competitions

- As per article 3.1.012 (entered into force on 12.06.20), **during all track events, except Team Pursuit and Individual Pursuit, all team staff shall remain on the infield (off the safety zone and the track)**. During Team Pursuit and Individual Pursuit, one coach per team only is permitted on the safety zone. Specific team staff may be permitted to access the safety zone (i.e. the mechanic following a crash) at the Commissaires' discretion. Irrespective of the above, article 3.6.072 applies.
- The access to the track must be kept clear at all times. **All track access ramps shall be kept free of any material and team personnel.**
- Access to the starters' platform is only for officials. All others are not permitted to use this podium. Access to the awards ceremony podium is forbidden except for official ceremonies.

Award Ceremonies

- Riders participating in the awards ceremony must present themselves in due time, bare-headed and without headband or glasses, wearing competition apparel and footwear, until after they leave the official ceremony enclosure.
- In the awards ceremony of team events, all participating riders of the teams are allowed on the podium as follows:
 - Team Pursuit max.5,
 - Team Sprint max.4,

General

- The wearing of an approved rigid safety helmet, done up in a correct manner, is mandatory for riders at all times when riding on the track surface and safety zone.
- Riders may not wear headphones attached to devices such as radios, music players, telephone, etc., while riding on the track.
- Road bikes are not allowed on the track, including the safety zone.
- Bicycles or other equipment may not be left on the safety zone of the track.
- No drinks or food are allowed on the safety zone of the track.

INFORMATIONS GENERALES – RAPPEL DES DISPOSITIONS

Confirmations et modifications des partants

- **Lors de la confirmation des coureurs, le cas échéant, le maillot de Champion du Monde devra être amené pour être contrôlé en plus des vêtements de l'équipe nationale / équipe Piste UCI.**
- **La confirmation des partants faite le mercredi 8 septembre est définitive, néanmoins les chefs d'équipes auront la possibilité de transmettre des modifications au Secrétaire du Collège des Commissaires (M. PINKOSKI Michael) jusqu'au début de la première session de compétition le jour de l'épreuve soit :**

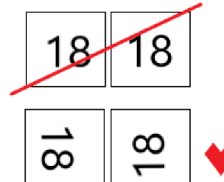
Vendredi 10 septembre	Vitesse individuelle	Femmes
	Kilomètre TT	Hommes
	Scratch	Femmes
	Scratch	Hommes
	Poursuite individuelle	Hommes
	Elimination	Femmes
	Elimination	Hommes

Samedi 11 septembre	Poursuite individuelle	Femmes
	500m TT	Femmes
	Omnium	Femmes
	Keirin	Hommes
	Madison	Hommes

Dimanche 12 septembre	Vitesse individuelle	Hommes
	Omnium	Hommes
	Keirin	Femmes
	Madison	Femmes

- Modifications en poursuite par équipes : Au moins 30 minutes avant que la manche de la compétition en question commence (article 3.2.079)
- Modifications en vitesse par équipes : Au moins 30 minutes avant que la manche de la compétition en question commence (article 3.2.149)
- Tout remplacement d'un coureur confirmé ne peut se faire que par un autre coureur figurant sur la liste des coureurs inscrits en tant que réserve pour l'épreuve en particulier.
- Un coureur inscrit et confirmé pour une épreuve et ne se présentant pas au départ sera sanctionné d'une amende conformément à l'art. 1.2.055.

Compétitions

- Les coureurs doivent veiller à ce que le dossard soit toujours bien visible et lisible. Le dossard doit être bien fixé et ne peut être plié ou transformé. Lorsque le port de deux dossards est requis, ces derniers doivent être placés au bas et de chaque côté du dos, visibles au centre de la piste et par les spectateurs. Lorsque'un seul dossard est requis, il doit être placé au centre et au bas du dos. **Les dossards seront distribués lors de la réunion des Chefs d'Equipe.**

- Tous les coureurs doivent avoir leur transpondeur fixé sur leur bicyclette pour toutes les courses. Les transpondeurs seront distribués lors de la réunion des Chefs d'Equipe. Ces derniers devront être retournés une fois que le coureur aura terminé toutes ses épreuves à Swiss Timing.
- ~~Les boîtiers LED pour l'Elimination (Hommes et Femmes) doivent être retirés à côté du podium du chronométrage une heure avant le départ de chaque épreuve et retournés au même endroit à l'issue de l'épreuve.~~

- *Les contrôles des bicyclettes doivent s'effectuer avant l'entrée en piste à l'endroit du contrôle du matériel. Les coureurs doivent se présenter pour le contrôle des bicyclettes suffisamment à l'avance avant leur départ. Les contrôles s'effectueront 15 minutes avant le départ de chaque compétition. **Les équipes sont chargées de confirmer que leur équipement de remplacement pour tout événement est conforme aux règlements.** Les commissaires sont autorisés à contrôler à nouveau les bicyclettes et les positions après la course de manière aléatoire. Si la bicyclette ou les positions ont été modifiées hors des limites réglementaires, le coureur peut être disqualifié.*

Chefs d'équipes et Entraîneurs pendant les compétitions

- *Conformément à l'article 3.1.012 (introduit au 12.06.20), **pendant toutes les épreuves sur piste, à l'exception de la poursuite par équipe et de la poursuite individuelle, tout le personnel d'équipe doit rester au centre piste (hors de la zone de sécurité et de la piste).** Pendant la poursuite par équipe et la poursuite individuelle, uniquement un entraîneur par équipe est autorisé dans la zone de sécurité. Le personnel spécifique d'une équipe peut être autorisé à accéder à la zone de sécurité (par exemple le mécanicien à la suite d'un accident) à la discrétion des commissaires. Indépendamment de ce qui précède, l'article 3.6.072 s'applique.*
- *L'accès à la piste doit être maintenu libre à tout moment. **Toutes rampes d'accès à la piste doivent être maintenues libre de matériel et de personnel.***
- *L'accès au podium du starter est uniquement pour les officiels. Toutes les autres personnes ne sont pas autorisées à faire usage du podium. L'accès au podium des cérémonies protocolaire est interdit excepté pour les cérémonies officielles.*

Cérémonies protocolaires

- *Les coureurs doivent se présenter pour la cérémonie protocolaire dans le délai imparti tête nue, sans bandeau ni lunettes, portant leur équipement de compétition et des chaussures convenables, jusqu'à ce qu'ils quittent l'enceinte de la cérémonie officielle.*
- *Lors des cérémonies protocolaires des disciplines par équipes, tous les coureurs ayant participé sont autorisés à monter sur le podium comme suit :*
 - *Poursuite par équipe max 5,*
 - *Vitesse par équipes max 4,*

Généralités

- *Le port du casque de sécurité approuvé, correctement ajusté, est toujours obligatoire pour les coureurs roulant sur la surface de la piste et la zone de sécurité.*
- *Les coureurs roulant sur la piste ne peuvent pas porter d'écouteurs reliés à des appareils électroniques tels que radios, appareil de musique, téléphones, etc.*
- *Les vélos de route ne sont pas autorisés sur la piste, y compris la zone de sécurité.*
- *Il est interdit d'entreposer des bicyclettes ou tout autre équipement sur la zone de sécurité de la piste.*
- *Aucune boisson ou nourriture ne sont autorisées sur la zone de sécurité de la piste.*

TECHNICAL INFORMATION – REMINDER OF DISPOSITIONS**General**

- In mass start events, the riders shall enter the track from the home straight and leave the track from the back straight.
- A system detecting a false start is installed for time trials and pursuits. For the start, all bikes shall be placed behind the pursuit line utilizing the marks on the track. The starter is the sole judge to stop the race in the case of a false start. A restart will be given immediately.
- In all time trials and pursuits, on the 250 metres track or shorter, no pads are required on the blue band.
- Riders are forbidden to sit on the track surface.
- **Anybody failing to respect the instructions of the race organisation or commissaires will be penalised by a fine of CHF 100-200 as per UCI Regulation 12.4.001.20.**

On board Technology

- On board technology equipment that has the ability and purpose to collect or transmit data, information or images is authorized. Conditions of utilizations are defined in art. 1.3.024ter and include:
 - Does not affect the bicycle certification (modification) / Non-removable during the race / Information not visible to the rider

Team Sprint

- The qualification heats will be run one team at a time on the track.

Team Pursuit

- During the first round in case of one team catches another, the commissaires will show a red flag to the team being caught. From this moment the team is not allowed to do a relay on pain of disqualification (art. 3.2.097).
- In the qualifying and the first round all teams need to cover the full distance to record a time, except a team in the last two heats of the first round which catches their opponent. In the event of a catch in either of the last two heats of the first round, the team catching their opponent shall stop as soon as possible to allow their opponents to continue and record a time. Teams caught may not ride in the slipstream of their opponents nor pass them. Teams which catch their opponent may not ride in their slipstream (art 3.2.056/3.2.086).
- The team of a rider which has stopped following a mishap shall restart at the end of the qualifying rounds, or at a suitable position not to disrupt the preparation of other teams as decided by the Commissaires' Panel, where applicable with another team in the same situation.

Sprint & 200-meter Time Trial

- Riders shall wear both number panels during the 200 meters Time Trial.

Omnium

- In the case of the Scratch Race, a rider losing two laps will be penalised with a deduction of 40 points as per 3.2.251bis and may be withdrawn. Their ranking will be determined by the number of riders remaining on the track at this moment. They will not score those ranking points.

Elimination

- During the start, holders are allowed to push their riders, but are not allowed to move from their places in order to avoid crashes at the start.
- If no decision can be made about which rider to eliminate, then no riders shall be eliminated until the next sprint. This shall be indicated by a green flag on the start line.
- An eliminated rider shall leave the track immediately, failing which he shall be penalised depending on the gravity of the situation (relegation with a warning, or disqualification).
- Coaches or Managers who instruct or encourage their rider to continue racing following the announcement of their elimination, will be penalised by a fine of CHF 200 as per UCI Regulation 12.4.001.20. Subject to the same penalties, no team representative can approach or try to dispute any decision made by Commissaires during the course of the race.

INFORMATIONS TECHNIQUES – RAPPEL DES DISPOSITIONS**Général**

- Dans les épreuves en peloton, les coureurs montent en piste au côté de la ligne droite d'arrivée et quittent la piste du côté de la ligne droite opposée.
- Un système calculant les faux départs est installé pour les épreuves chronométrées. Au départ, tous les vélos doivent être placés derrière la marque sur la piste. Le starter est le seul juge pour arrêter la course en cas de faux départ. Un nouveau départ sera donné immédiatement.
- Sur les pistes de 250 mètres ou plus courtes, aucun bourrelet n'est requis sur la côte d'azur.
- Les coureurs ne sont pas autorisés à s'asseoir sur la piste.
- **Toutes personnes ne respectant les instructions de la direction de l'épreuve ou des commissaires seront pénalisés par une amende de CHF 100-200, selon le Règlement UCI 12.4.001.20.**

Technologie embarquée

- Un équipement technologique embarqué ayant la capacité et pour objet de collecter ou transmettre des données, informations ou images, est autorisé. Les conditions d'utilisation sont définies dans l'article 1.3.024ter et inclut les conditions suivantes :
 - N'affecte pas la certification du vélo / Ne peut pas être retiré pendant la course / L'information n'est pas visible pour le coureur

Vitesse par équipes

- Les manches de qualifications seront effectuées avec une équipe en piste à la fois.

Poursuite par équipes

- Lors du premier tour de compétition, si une équipe est sur le point d'être rejointe, les commissaires le signaleront à l'aide d'un drapeau rouge. A partir de ce moment, l'équipe rejointe ne doit plus passer de relais. Toute désobéissance à cette consigne entraîne la disqualification immédiate de l'équipe (art. 3.2.097).
- Lors du premier tour de compétition, toutes les équipes doivent accomplir la distance totale pour enregistrer leur temps, sauf lors des deux dernières manches du premier tour de compétition, si une équipe rejoint l'autre, l'équipe qui rejoint l'autre équipe est déclarée vainqueur et s'arrête dès que possible afin de permettre à l'autre équipe de terminer la distance et ainsi d'enregistrer un temps. Une équipe rejointe ne peut pas rouler dans le sillage de l'équipe adverse, ni la passer, sous peine de disqualification. De même, l'équipe qui rejoint l'autre ne peut pas rouler dans le sillage de l'équipe adverse, sous peine de disqualification (art 3.2.056/3.2.086).
- L'équipe qui s'est arrêtée après un accident prendra un nouveau départ à la fin des séries qualificatives, ou à un moment approprié déterminé par le Collège des Commissaires pour ne pas perturber la préparation des autres équipes, le cas échéant avec une autre équipe se trouvant dans le même cas

Vitesse et 200 mètres contre la montre

- Les coureurs doivent porter 2 dossards lors de l'épreuve des 200 mètres.

Omnium

- Dans la course Scratch, un coureur qui perd deux tours sera pénalisé par une déduction de 40 points conformément à l'art. 3.2.251bis et pourrait être retiré. Son classement sera déterminé par le nombre de coureurs restants en piste à ce moment. Il ne manquera pas les points du rang.

Elimination

- Au départ, les teneurs sont autorisés à pousser leur coureur mais ils doivent impérativement rester à leur place (pieds immobiles) pour éviter tout accident.
- Si aucune décision ne peut être prise concernant le coureur à éliminer, aucun coureur ne sera éliminé avant le prochain sprint. Ceci doit être indiqué par un drapeau vert sur la ligne de départ.
- Un coureur éliminé doit quitter la piste immédiatement, faute de quoi il se verra pénalisé en fonction de la gravité de la situation (relégation avec avertissement ou disqualification).
- Les Entraîneurs ou les Chefs d'Equipes qui ordonnent ou encouragent leur coureur à continuer de courir après l'annonce de leur élimination seront pénalisés par une amende de CHF 200, selon le Règlement UCI 12.4.001.20. Sous peine des mêmes pénalités, aucun représentant d'équipe ne peut approcher ou tenter de contester toute décision prise par les Commissaires au cours de l'épreuve.

ANTI-DOPING CONTROL**INFORMATION**

- Controls will be conducted under the 2021 Anti-Doping Rules of the UCI and the International Testing Agency (ITA) procedures and instructions.
- Riders selected for anti-doping can be identified on a list by their race number or their ranking. If applicable, the list will be posted at the finish line and at the entrance of the doping control station immediately after the race.
- The riders selected for the controls will be notified by a chaperon; the notified rider shall remain within sight of the chaperon at all times from the moment of in-person notification until the completion of the sample collection procedure. Team officials should not prevent the chaperon to continuously observe the rider. Should no chaperone be present, the rider shall proceed immediately to the doping control station. The absence of a chaperone shall not excuse the rider for not reporting in time to the doping control station. If the award ceremony takes place immediately after the event, a rider needing to go to the award ceremony will be escorted first to the award ceremony area, then to the press conference and finally to the doping control station.
- Notification by the chaperone will only be made orally. Not signing the notification form upon the oral notification does not excuse the Rider from not attending the DCS. The written notification will be finalized with the Doping Control Officer at the DCS.
- Each rider to be tested must present himself at the doping control station as soon as possible and at the latest within 30 (thirty) minutes of finishing the race. If a rider takes part in an official ceremony or attends a press conference, the deadline shall be 30 (thirty) minutes of the end of the ceremony or of the moment that his presence is no longer required at the press conference, whichever is the latest. Riders that have abandoned the race shall proceed immediately to the doping control station.
- Even if chaperons are present, ultimately IT IS THE RIDERS' RESPONSIBILITY TO CHECK IF THEY HAVE BEEN SELECTED FOR ANTI-DOPING CONTROLS. If the rider does not attend the test, a violation of the UCI Anti-Doping Rules will be noticed, and the rider could be sanctioned in accordance with these rules.
- Riders must report to the DCS with their current license; but if it has no photograph, another I.D. with a photo must be presented.
- In order to limit the number of persons at the DCS, it is recommended that the Rider presents him or herself alone, but at most he may be accompanied by only one person of his choice.
- Riders must wear a mask to come to the DCS and disinfect their hands when entering.
- Any changes related to the localization of the riders participating in the race (hotel name, address and telephone/fax numbers) must be communicated to the UCI as soon as possible; if these changes occur at the last minute, the communication has to be made to one of the ITA Doping Control Officer (phone number below).
- Each nation should look for a potential place in their hotel where controls could be carried out. It should also make the hotel aware of a potential visit by Doping Control Officers so that hotels do not prevent them from entering.

JOHANNSEN MEHNER Ludwig (MEX)

ITA Doping Control Officer
Phone: 0052 155 2728 2203

ARINO GARCIA Juan Manuel (ARG)

ITA Doping Control Officer
Phone: 0054 92234381893

CONTRÔLE ANTIDOPAGE**INFORMATION**

- *Les contrôles seront effectués selon le Règlement Antidopage de l'UCI 2021 et les procédures et instructions de l'International Testing Agency (ITA).*
- *Les coureurs sélectionnés pour les contrôles antidopage seront identifiés sur une liste par leur numéro de dossard ou par leur place dans le classement. Le cas échéant, la liste sera affichée à la ligne d'arrivée et à l'entrée du poste de contrôle du dopage immédiatement après la course.*
- *Les coureurs sélectionnés pour un contrôle seront avisés par une escorte (chaperon) ; les coureurs ainsi sélectionnés doivent demeurer constamment en contact visuel avec l'escorte du moment de leur notification jusqu'à la fin de la procédure de prélèvement d'échantillon. Le personnel d'encadrement du coureur ne doit pas empêcher l'escorte d'observer le coureur de manière ininterrompue. Si aucune escorte n'est présente, le coureur se rendra immédiatement au poste de contrôle du dopage. L'absence d'une escorte n'excuse pas le coureur de ne pas se présenter à temps au poste de contrôle du dopage. Si la remise du Prix a lieu immédiatement après la manifestation, le coureur ayant besoin d'aller à la cérémonie de remise sera escorté d'abord à la zone de remise des prix, puis à la conférence de presse et enfin au poste de contrôle du dopage.*
- *La notification par le chaperon ne se fera qu'oralement. Ne pas signer le formulaire de notification lors de la notification orale n'excuse pas le coureur de ne pas se présenter au poste de contrôle du dopage. La notification écrite sera finalisée avec l'agent de contrôle du dopage au poste.*
- *Chaque coureur qui doit être contrôlé, doit se présenter au local antidopage dès que possible et au plus tard dans les 30 (trente) minutes après avoir fini sa course. Si un coureur prend part à une cérémonie officielle ou participe à une conférence de presse, le délai est de 30 (trente) minutes à partir de la fin de la cérémonie ou du moment que sa présence n'est plus requise à la conférence de presse, selon lequel de ces deux événements est le dernier. Les coureurs qui ont abandonné se présenteront immédiatement au poste de contrôle du dopage.*
- *Même s'il y a des chaperons présents, IL INCOMBE AUX COUREURS DE VERIFIER S'ILS ONT ETE SELECTIONNES POUR LES CONTROLES ANTIDOPAGE. Selon le règlement antidopage de l'UCI, un cas de non-présentation, une infraction au Règlement Antidopage sera constatée et le coureur pourra être sanctionné conformément à ce règlement.*
- *Les coureurs doivent se présenter avec leur licence ; mais si celle-ci ne comporte pas de photographie, une autre pièce d'identité avec photo devra être présentée.*
- *Afin de limiter le nombre de personne au poste de contrôle du dopage, il est recommandé que le coureur se présente seul mais au maximum il ne pourra être accompagné par une seule personne de son choix.*
- *Les coureurs doivent porter un masque pour venir au poste de contrôle du dopage et se désinfecter les mains quand ils y entrent.*
- *Tout changement de localisation des coureurs (adresse, numéro de téléphone/fax de l'hôtel) doit être communiqué sans délai à l'UCI ; si ce changement survient à la dernière minute, celui-ci doit être communiqué aux agents de contrôle du dopage de l'ITA (coordonnées ci-dessous).*
- *Chaque nation doit anticiper un endroit dans leur hôtel ou des contrôles pourraient être effectués. Elle doit également sensibiliser l'hôtel d'une potentielle visite des agents de contrôle du dopage afin que les hôtels ne les empêchent pas d'accéder.*

JOHANNSEN MEHNER Ludwig (MEX)

Agent de contrôle du dopage ITA

Téléphone: 0052 155 2728 2203

ARINO GARCIA Juan Manuel (ARG)

Agent de contrôle du dopage ITA

Téléphone: 0054 92234381893

9-12 SEP 2021

Communiqué n° 5

LIST OF ENTERED TEAMS / LISTE DES EQUIPES ENGAGEES

1	BAR	BARBADOS / <i>BARBADE</i>
2	BEL	BELGIUM / <i>BELGIQUE</i>
3	BRA	BRAZIL / <i>BRESIL</i>
4	CAN	CANADA / <i>CANADA</i>
5	CHI	CHILE / <i>CHILI</i>
6	COL	COLOMBIA / <i>COLOMBIE</i>
7	CRC	COSTA RICA / <i>COSTA RICA</i>
8	CZE	CZECH REPUBLIC / <i>REPUBLIQUE TCHEQUE</i>
9	ECU	ECUADOR / <i>EQUATEUR</i>
10	EUS	EUSTRAK-EUSKADI
11	FRA	FRANCE / <i>FRANCE</i>
12	GER	GERMANY / <i>ALLEMAGNE</i>
13	IND	INDIA / <i>INDE</i>
14	MAS	MALAYSIA / <i>MALAISIE</i>
15	MEX	MEXICO / <i>MEXIQUE</i>
16	NGR	NIGERIA / <i>NIGERIA</i>
17	POL	POLAND / <i>POLOGNE</i>
18	ROU	ROMANIA / <i>ROUMANIE</i>
19	RSA	SOUTH AFRICA / <i>AFRIQUE DU SUD</i>
20	TTO	TRINIDAD AND TOBAGO / <i>TRINITE-ET-TOBAGO</i>
21	UKR	UKRAINE / <i>UKRAINE</i>
22	USA	UNITED STATES OF AMERICA / <i>ETATS-UNIS D'AMERIQUE</i>
23	UZB	UZBEKISTAN / <i>OUZBEKISTAN</i>
24	VEN	VENEZUELA / <i>VENEZUELA</i>

OFFICIAL TRAINING SESSIONS

Official Training Sessions (on Monday, Tuesday and Wednesday):

- Teams must respect the slots defined by the UCI.
- Riders must wear National Team or UCI Track Team uniforms.
- Only riders participating in the competition may ride during official training sessions.
- No coaches are allowed on the safety zone, on the back straight.
- One coach per team is allowed on the home straight. Coaches must coordinate with each other for a better secure and efficient use of the track.
- Riders may carry no object on them or on their bicycles that could drop onto the track. They may not bear or use on the track any music player or radio communication system. In addition, any electronic device with display (for instance speedometer or powermeter) must be hidden to that it cannot be read by the riders.
- The use of starting gate or deny is prohibited.
- Standing starts (individual or team) are permitted only under the following conditions:
 - on the home straight only,
 - with the assistance of someone waving a flag at the exit of the 4th bend to warn the other riders present on the track,
- The Technical Delegate - appointed by the UCI or by the organizer - has the power to take the necessary measures to ensure security on the one hand and equity among the other teams on the other.

Pre-competition official training sessions (as per schedule below):

- **Standing starts are not permitted during pre-competition official training sessions.**
- All other conditions remain applicable as stipulated above.

	<u>Pre-competition official training session 1)</u>	<u>Competitions (1st session)</u>	<u>Pre-competition official training session 2)</u>	<u>Competitions (2nd session)</u>
Thu 09th Sept	08:45-09:45 09:45-10:20 For TP only	10:30-13:40	17:00-17:50 17:30-17:50 Standing starts allowed for TS	18:00-20:25
Fri 10th Sept	08:30-10:20	10:30-13:05	16:00 - 17:00 (for every one) 17:00 - 17:50²⁾	18:00-20:30
Sat 11th Sept	08:30-10:20	10:30-12:05	16:00 - 16:40 (for every one) 16:40-17:00 madison training* 17:00-17:50²⁾	18:00-21:45
Sun 12th Sept	08:00-08:50	09:00-11:40	13:40-14:00 madison training* 14:00-14:50²⁾	15:00-18:25
-	1) For all riders	-	2) For riders competing in the next session only	-

*Madison trainings are ONLY for riders registered in the Madison!

SESSIONS D'ENTRAÎNEMENT OFFICIEL

Sessions d'entraînement officiel (du lundi, mardi et mercredi) :

- Les équipes doivent respecter les créneaux définis par l'UCI.
- Seuls les coureurs participant à la compétition peuvent rouler pendant les sessions d'entraînement officiel.
- Les coureurs doivent porter l'uniforme de leur équipe nationale ou de l'équipe piste UCI.
- Aucun entraîneur n'est autorisé sur la zone de sécurité, côté ligne droite opposée.
- Un entraîneur par équipe est autorisé sur la zone de sécurité, côté ligne droite d'arrivée. Les entraîneurs se coordonnent entre eux pour une utilisation sécurisée et efficace de la piste.
- Les coureurs ne peuvent porter aucun objet sur eux ou sur leur bicyclette qui pourrait tomber sur la piste. Ils ne peuvent porter ni utiliser en piste aucun appareil de musique ou système de liaison radio. De plus, tout dispositif électronique avec affichage (par exemple : compteur de vitesse ou de puissance) doit être masqué de sorte qu'il ne soit pas consultable par les coureurs.
- L'utilisation de porte de départ ou de deryn est interdite.
- Les départs arrêtés (individuels ou par équipes) sont autorisés dans les conditions suivantes :
 - sur la ligne droite d'arrivée uniquement
 - avec l'assistance de quelqu'un agitant un drapeau à la sortie du 4ème virage pour avertir les autres coureurs en piste.
- Le Délégué Technique - désigné par l'UCI ou par l'organisateur - a tout pouvoir pour prendre les mesures nécessaires pour assurer la sécurité d'une part, et l'équité entre les équipes d'autre part.

Sessions d'entraînement officiel pré-compétition (selon horaires ci-dessous) :

- **Les départs arrêtés ne sont pas autorisés dans les sessions d'entraînement officiel pré-compétition.**
- Toutes les autres conditions restent applicables comme stipulées ci-dessus.

	Pre-competition official training session 1)	Competitions (1st session)	Pre-competition official training session 2)	Competitions (2nd session)
Thu 09th Sept	08:45-09:45 09:45-10:20 For TP only	10:30-13:40	17:00-17:50 17:30-17:50 Standing starts allowed for TS	18:00-20:25
Fri 10th Sept	08:30-10:20	10:30-13:05	16:00 - 17:00 (pour tous) 17:00 - 17:50²⁾	18:00-20:30
Sat 11th Sept	08:30-10:20	10:30-12:05	16:00 - 16:40 (pour tous) 16:40-17:00 madison training* 17:00-17:50²⁾	18:00-21:45
Sun 12th Sept	08:00-08:50	09:00-11:40	13:40-14:00 madison training* 14:00-14:50²⁾	15:00-18:25
-	1) Pour tous les coureurs	-	2) Pour les coureurs de la session du soir seulement	-

*Les entraînements de Madison sont uniquement réservés aux coureurs inscrits à la Madison !

Men / Hommes
Entry List By Team / Liste d'inscriptions par équipes

As of WED 8 SEP 2021

Race Number	Team Name	Team Code	Event	UCI Rider ID
BAR - Barbados				
1	EASTMOND Jamol	BAR	Omnium, Madison, Elimination Race	10008931256
2	SUTHERLAND Edwin	BAR	Omnium, Madison, Elimination Race	10009688664
BEL - Belgium				
4	de KETELE Kenny	BEL	Omnium, Madison, Time Trial, Individual Pursuit, Elimination Race	10003246753
5	DENS Tuur	BEL	Omnium, Madison, Time Trial, Individual Pursuit, Elimination Race	10016387021
BRA - Brazil				
50	PEREIRA DALAMARIA Fabio	BRA	Madison, Elimination Race	10010920766
8	PEREIRA DALAMARIA Ricardo	BRA	Omnium, Madison	10023467314
9	REIKDAL STACHERA Samuel Hauane	BRA	Omnium, Madison, Elimination Race	10010920867
CAN - Canada				
51	BARRETTE Hugo	CAN	Team Sprint, Sprint, Keirin	10007212639
52	DODYK Ryan	CAN	Team Sprint, Sprint, Keirin, Time Trial	10064209839
12	FOLEY Michael	CAN	Team Pursuit, Omnium, Madison, Individual Pursuit	10016186654
53	GUILLEMETTE Mathias	CAN	Team Pursuit, Individual Pursuit, Elimination Race	10060474329
13	KINNIBURGH Jackson	CAN	Team Pursuit, Omnium, Madison, Elimination Race	10046144601
54	OGRODNICZUK Ethan	CAN	Team Pursuit, Madison, Time Trial	10050576386
55	RICHARDSON Sean	CAN	Team Pursuit, Individual Pursuit	10059703985
56	WAMMES Nick	CAN	Team Sprint, Sprint, Keirin	10015713273
CHI - Chile				
16	ARRIAGADA PIZARRO Cristian	CHI	Omnium, Madison, Elimination Race	10054330286
61	CABRERA TORRES Antonio	CHI	Madison	10002264932
62	PENALOZA YANEZ Felipe	CHI	Madison	10050677935
COL - Colombia				
18	ARANGO CARVAJAL Juan Esteban	COL	Team Pursuit, Omnium, Madison	10035212394
63	GOMEZ PENALOZA Bryan Steve	COL	Team Pursuit, Individual Pursuit	10009565594
64	MURILLO MINOTA Ruben Dario	COL	Team Sprint	10007475448
65	OCHOA HENAO Juan David	COL	Team Sprint, Time Trial	10016308007
66	OSORIO HENAO Julian	COL	Team Pursuit, Individual Pursuit	10035452167
67	PARRA ARIAS Jordan Arley	COL	Team Pursuit, Madison, Elimination Race	10009037350
68	QUINTERO CHAVARRO Kevin Santiago	COL	Team Sprint, Sprint, Keirin	10010830840
69	RAMIREZ MORALES Santiago	COL	Team Sprint, Sprint, Keirin, Time Trial	10009039774
70	ZAPATA UNAS Alex Juan Pablo	COL	Team Pursuit, Elimination Race	10035252006
CRC - Costa Rica				
78	LEANDRO MADRIGAL Nayib	CRC	Sprint, Keirin, Time Trial	10060341054
CZE - Czech Republic				
80	BOHUSLAVEK Matej	CZE	Team Sprint, Sprint, Keirin	10009903983
81	TOPINKA Dominik	CZE	Team Sprint, Sprint, Keirin, Time Trial	10007535365
82	WAGNER Robin	CZE	Team Sprint, Sprint, Keirin, Time Trial	10007294683

Men / Hommes
Entry List By Team / Liste d'inscriptions par équipes

As of WED 8 SEP 2021

Race Number	Team Name	Team Code	Event	UCI Rider ID
ECU - Ecuador				
84	BONE NAZARENO Francisco Miguel	ECU	Team Sprint, Sprint, Keirin, Time Trial	10048839884
85	GUTIERREZ PIANDA Cristian	ECU	Team Sprint, Sprint, Keirin, Time Trial	10079215941
86	PACHECO Pablo	ECU	Team Sprint, Sprint, Keirin, Time Trial	10010829123
EUS - Eustrak-Euskadi				
23	ZUAZUBISKAR GALLASTEGI Illart	ESP	Omnium, Elimination Race	10006602044
FRA - France				
87	HELAL Rayan	FRA	Sprint, Keirin	10015683567
88	VIGIER Sebastien	FRA	Sprint, Keirin	10010678569
IND - India				
92	ESOW Esow	IND	Team Sprint, Sprint, Keirin	10050873046
93	KEITHELLAKPAM Jemsh Singh	IND	Team Sprint, Time Trial	10050626405
94	LAITONJAM Ronaldo	IND	Team Sprint, Sprint, Keirin, Time Trial	10050626809
95	SINGH Y Rojit	IND	Team Sprint, Sprint, Keirin, Time Trial	10050945693
MAS - Malaysia				
26	ABD RAUF Muhammad Ibni Hissham	MAS	Team Pursuit, Omnium, Elimination Race	10053232671
96	AHMAD NAZERI Ahmad Safwan	MAS	Team Sprint, Sprint, Keirin, Time Trial	10055056069
97	ALIYAS Abdul Azim	MAS	Team Pursuit, Madison	10080529683
98	HAIZEMAN Muhammad Amir Farhan	MAS	Team Pursuit, Individual Pursuit	10053240553
99	MASRI Amar Danial	MAS	Team Sprint, Sprint, Keirin	10049098855
100	MOHD KADIR Mohammad Fariz Haikal	MAS	Team Sprint, Time Trial	10036447429
101	NOR Muhammad Hakimi	MAS	Team Pursuit, Madison, Individual Pursuit	10049098754
102	SAHROM Muhammad Ridwan	MAS	Team Sprint, Sprint, Keirin, Time Trial	10049101683
27	ZAINAL Zulhelmi	MAS	Team Pursuit, Omnium, Madison, Individual Pursuit, Elimination Race	10049099461
MEX - Mexico				
105	AGUIRRE GARZA Tomas	MEX	Team Pursuit, Individual Pursuit	10050204655
106	CONTRERAS TORRES Francisco Javier	MEX	Team Sprint, Sprint, Keirin, Time Trial	10051586604
107	MALO VILLALOBOS Ridley	MEX	Team Sprint, Time Trial	10095995931
108	MARTINEZ HUERTA Jorge	MEX	Team Pursuit, Individual Pursuit	10089545330
109	MUNIZ VAZQUEZ Jose	MEX	Team Pursuit, Madison, Elimination Race	10096093840
30	PENA SALAS Ricardo	MEX	Team Pursuit, Omnium, Madison	10083092810
110	RUIZ TERAN Juan Carlos	MEX	Team Sprint, Sprint, Keirin, Time Trial	10064034229
111	VERDUGO OSUNA Edgar Ismael	MEX	Team Sprint, Sprint, Keirin	10007890932
POL - Poland				
120	MILEK Mateusz	POL	Team Sprint, Sprint, Keirin, Time Trial	10010850644
121	RAJKOWSKI Patryk	POL	Team Sprint, Sprint, Keirin, Time Trial	10009176281
122	ROCHNA Daniel	POL	Team Sprint, Sprint, Keirin, Time Trial	10015915559
ROU - Romania				
35	CRISTA Daniel	ROU	Omnium, Individual Pursuit	10007390370
RSA - South Africa				
36	MATTHEWS Daniyal	RSA	Omnium, Elimination Race	10017666310

Men / Hommes
Entry List By Team / Liste d'inscriptions par équipes

As of WED 8 SEP 2021

Race Number	Team Name	Team Code	Event	UCI Rider ID
TTO - Trinidad and Tobago				
128	ALEXANDER Quincy	TTO	Sprint	10007501821
129	BRAMBLE Keron	TTO	Keirin	10009307536
37	CAMPBELL Akil	TTO	Omnium, Elimination Race	10009033714
130	PAUL Nicholas	TTO	Sprint, Keirin, Time Trial	10010821241
UKR - Ukraine				
131	DANYLCHUK Bohdan	UKR	Team Sprint, Sprint, Keirin, Madison, Time Trial	10088729419
38	HANZIN Andrii	UKR	Team Sprint, Omnium, Madison, Elimination Race	10080214334
39	YAKOVLEV Mykyta	UKR	Team Sprint, Omnium, Madison, Elimination Race	10089471366
USA - United States of America				
42	CROOM John	USA	Omnium, Individual Pursuit, Elimination Race	10010601171
UZB - Uzbekistan				
45	EVDOKIMOV Danil	UZB	Omnium, Madison, Elimination Race	10045957873
46	FOMOVSKIY Aleksey	UZB	Omnium, Madison, Elimination Race	10045958075
VEN - Venezuela				
132	CANELON VERA Hersony Gadiel	VEN	Keirin	10004717719
49	PULGAR Angel	VEN	Omnium	10005511301

Women / Femmes
Entry List By Team / Liste d'inscriptions par équipes

As of WED 8 SEP 2021

Race Number	Team Name	Team Code	Event	UCI Rider ID
BAR - Barbados				
3	JOSEPH Amber	BAR	Omnium	10061870927
BEL - Belgium				
6	de CLERCQ Katrijn	BEL	Sprint, Keirin, Omnium, Madison, Individual Pursuit, Elimination Race	10064418993
7	DEGRENDELE Nicky	BEL	Sprint, Keirin, Omnium, Madison, Individual Pursuit, Elimination Race	10009134956
BRA - Brazil				
10	dos SANTOS RODRIGUES Wellyda Regis.	BRA	Omnium, Madison, Elimination Race	10008691887
11	LEITE de MELO Alice Tamirys	BRA	Omnium, Madison, Elimination Race	10071427750
CAN - Canada				
57	ATTWELL Erin J	CAN	Team Sprint, Team Pursuit, Time Trial, Individual Pursuit	10051239222
14	BARRACLOUGH Ngaire	CAN	Team Pursuit, Omnium, Madison, Elimination Race	10073852548
58	BOYLE Jackie	CAN	Team Sprint, Sprint, Keirin	10094501121
59	ORBAN Sarah	CAN	Team Sprint, Sprint, Keirin	10082509796
60	PLANTE Lily	CAN	Team Pursuit, Madison, Time Trial, Individual Pursuit	10058538268
15	van DAM Sarah	CAN	Team Sprint, Team Pursuit, Omnium, Madison, Individual Pursuit, Elimination Race	10048875553
CHI - Chile				
17	CORTES UGARTE Scarlet	CHI	Omnium, Elimination Race	10060036617
COL - Colombia				
71	BAYONA PINEDA Martha	COL	Team Sprint, Sprint, Keirin, Time Trial	10009040279
72	GAVIRIA RENDON Juliana	COL	Team Sprint, Sprint, Keirin	10007737146
19	HERNANDEZ GOMEZ Lina Marcela	COL	Team Pursuit, Omnium, Madison, Individual Pursuit	10059063583
73	MOSQUERA QUICENO Yarli	COL	Team Sprint	10082764525
74	PARRA ROJAS Jessica Marcela	COL	Team Pursuit, Individual Pursuit	10009038360
75	ROJAS ZAPATA Lina Mabel	COL	Team Pursuit, Madison, Elimination Race	10035447420
76	SALAZAR SANCHEZ Marianis	COL	Team Sprint, Time Trial	10080656490
77	VALBUENA ROA Camila Andrea	COL	Team Pursuit, Individual Pursuit	10009809310
CRC - Costa Rica				
79	RECIO CARVAJAL Abigail	CRC	Sprint, Keirin, Time Trial	10016297293
CZE - Czech Republic				
20	BURLOVA Kristyna	CZE	Omnium, Madison, Elimination Race	10047208365
83	JABORNIKOVA Veronika	CZE	Sprint, Keirin, Time Trial	10047201594
21	SEVCIKOVA Petra	CZE	Omnium, Madison, Elimination Race	10015336791
ECU - Ecuador				
22	AGUILAR GARCIA Dayana Lizbeth	ECU	Omnium, Elimination Race	10048818161
FRA - France				
89	GROS Mathilde	FRA	Sprint, Keirin, Time Trial	10015528367

Women / Femmes
Entry List By Team / Liste d'inscriptions par équipes

As of WED 8 SEP 2021

Race Number	Team Name	Team Code	Event	UCI Rider ID
GER - Germany				
90	BECKER Charlotte	GER	Team Pursuit, Individual Pursuit	10002523701
91	REISSNER Lena Charlotte	GER	Team Pursuit, Individual Pursuit, Elimination Race	10036438537
24	SUESSEMILCH Laura	GER	Team Pursuit, Omnium, Individual Pursuit	10009081204
25	TEUTENBERG Lea Lin	GER	Team Pursuit, Omnium, Elimination Race	10016000536
MAS - Malaysia				
103	CHEK RAMLI Nor Aisyah Munirah	MAS	Team Sprint, Time Trial, Individual Pursuit	10049102390
28	MOHAMAD ZUBIR Nur Aisyah	MAS	Team Sprint, Omnium, Madison, Individual Pursuit, Elimination Race	10014872306
29	NORZALI Nurqadrina Emylia	MAS	Team Sprint, Omnium, Madison, Time Trial, Individual Pursuit, Elimination Race	10053235604
104	ROSIDI Anis Amira	MAS	Team Sprint, Sprint, Keirin, Time Trial	10010798003
MEX - Mexico				
31	ACEVEDO MENDOZA Yareli	MEX	Team Pursuit, Omnium, Madison, Individual Pursuit, Elimination Race	10083581446
112	CASTANEDA VILLARREAL Melanie	MEX	Team Pursuit, Elimination Race	10075296737
113	HINOJOSA CRUZ Romina	MEX	Team Pursuit, Madison, Individual Pursuit	10090741157
114	RAMIREZ NORIEGA Melanie Janet	MEX	Keirin	10016294465
32	VELASCO FUENTES Victoria	MEX	Team Pursuit, Omnium, Madison	10064106977
115	VERDUGO OSUNA Yuli	MEX	Sprint, Keirin	10009727767
NGR - Nigeria				
116	AYUBA Grace	NGR	Team Sprint, Team Pursuit, Time Trial	10076778716
117	SAMUEL Mary	NGR	Team Sprint, Team Pursuit, Time Trial	10083748972
118	UKPESERAYE Ese	NGR	Team Sprint, Team Pursuit, Individual Pursuit, Elimination Race	10096621579
119	YEKEEN Tawakalt	NGR	Team Sprint, Keirin, Team Pursuit, Elimination Race	10083749376
POL - Poland				
123	KARWACKA Marlena	POL	Team Sprint, Sprint, Keirin, Time Trial	10010098589
124	LOS Urszula	POL	Team Sprint, Sprint, Keirin, Time Trial	10007793326
33	PIKULIK Daria	POL	Team Pursuit, Omnium, Madison, Elimination Race	10009988556
125	PIKULIK Wiktoria	POL	Team Pursuit, Madison	10010201148
34	PLOSAJ Nikol	POL	Team Pursuit, Omnium, Elimination Race	10009232966
126	SIBIAK Nikola	POL	Team Sprint, Sprint, Keirin, Time Trial	10016111983
127	WIELOWSKA Nikola	POL	Team Pursuit	10053580659
UKR - Ukraine				
40	FEDOTOVA Kseniia	UKR	Omnium, Madison, Elimination Race	10010179930
41	KLIMCHENKO Tetyana	UKR	Omnium, Madison, Elimination Race	10009073827
USA - United States of America				
43	RYAN Kendall	USA	Omnium, Madison, Elimination Race	10006655392
44	WILLIAMS Lily	USA	Omnium, Madison, Individual Pursuit, Elimination Race	10045969492
UZB - Uzbekistan				
47	KUSKOVA Yanina	UZB	Omnium, Madison, Individual Pursuit, Elimination Race	10064779715
48	MISYURINA Margarita	UZB	Omnium, Madison, Individual Pursuit, Elimination Race	10064777994

Competition Schedule / Programme des compétitions

As of WED 8 SEP 2021

Date	Session Time	Duration Time	Event
THU 9 SEP	10:30 / 13:40	41	Women's Team Pursuit Qualifying
		25	Men's Team Pursuit Qualifying
		90	Break
		21	Women's Team Pursuit First Round
		13	Men's Team Pursuit First Round
		16	Women's Team Sprint Qualifying
	18:00 / 20:24	28	Men's Team Sprint Qualifying
		15	Women's Team Pursuit Finals
		10	Women's Team Sprint First Round
		13	Men's Team Sprint First Round
		14	Men's Team Pursuit Finals
		8	Women's Team Pursuit, Victory Ceremony
		8	Men's Team Pursuit, Victory Ceremony
		8	Women's Team Sprint Finals
		8	Men's Team Sprint Finals
		8	Women's Team Sprint, Victory Ceremony
		8	Men's Team Sprint, Victory Ceremony

Note:
Schedule subject to change.

Competition Schedule / Programme des compétitions

As of THU 9 SEP 2021

Date	Session Time	Duration Time	Event
FRI 10 SEP	10:30 / 13:06	17	Women's Sprint Qualifying
		30	Men's 1Km Time Trial Qualifying
		13	Women's Sprint 1/8 Finals
		40	Women's Individual Pursuit Qualifying
		16	Women's Sprint Quarterfinals - Race 1
		10	Break
		16	Women's Sprint Quarterfinals - Race 2
		10	Break
		4	Women's Sprint Quarterfinals - Decider
	18:00 / 20:29	8	Women's Sprint Semifinals - Race 1
		15	Women's Individual Pursuit Finals
		8	Women's Sprint Semifinals - Race 2
		24	Men's 1Km Time Trial Final
		4	Women's Sprint Semifinals - Decider
		6	Women's Individual Pursuit, Victory Ceremony
		6	Men's 1Km Time Trial, Victory Ceremony
		8	Women's Sprint Finals - Race 1
		20	Women's Elimination Race Final
		8	Women's Sprint Finals - Race 2
		20	Men's Elimination Race Final
		4	Women's Sprint Finals - Decider
		6	Women's Elimination Race, Victory Ceremony
		6	Men's Elimination Race, Victory Ceremony
		6	Women's Sprint, Victory Ceremony

Note:
Schedule subject to change.

Competition Schedule / Programme des compétitions

As of FRI 10 SEP 2021

Date	Session Time	Duration Time	Event
SAT 11 SEP	10:30 / 12:06	40	Men's Individual Pursuit Qualifying
		18	Men's Keirin First Round
		20	Women's 500m Time Trial Qualifying
		18	Men's Keirin First Round Repechage
	18:00 / 21:44	15	Men's Individual Pursuit Finals
		22	Women's 500m Time Trial Final
		15	Women's Omnium Scratch Race 1¼
		6	Women's 500m Time Trial, Victory Ceremony
		6	Men's Individual Pursuit, Victory Ceremony
		9	Men's Keirin Semifinals
		14	Women's Omnium Tempo Race 2¼
		60	Men's Madison Final
		17	Women's Omnium Elimination Race 3¼
		10	Men's Keirin Finals
		8	Men's Madison, Victory Ceremony
		30	Women's Omnium Points Race 4¼
		6	Men's Keirin, Victory Ceremony
		6	Women's Omnium, Victory Ceremony

Note:
Schedule subject to change.

Competition Schedule / Programme des compétitions

As of SAT 11 SEP 2021

Date	Session Time	Duration Time	Event
SUN 12 SEP	9:00 / 11:40	30	Men's Sprint Qualifying
		10	Break
		19	Men's Sprint 1/16 Finals
		10	Break
		25	Men's Sprint 1/8 Finals
		10	Break
		16	Men's Sprint Quarterfinals - Race 1
		10	Break
		16	Men's Sprint Quarterfinals - Race 2
		10	Break
		4	Men's Sprint Quarterfinals - Decider
	15:00 / 18:25	16	Men's Omnium Scratch Race 1¼
		8	Men's Sprint Semifinals - Race 1
		9	Women's Keirin First Round
		8	Men's Sprint Semifinals - Race 2
		15	Men's Omnium Tempo Race 2¼
		4	Men's Sprint Semifinals - Decider
		39	Women's Madison Final
		17	Men's Omnium Elimination Race 3¼
		10	Women's Keirin Finals
		8	Men's Sprint Finals - Race 1
		8	Women's Madison, Victory Ceremony
		6	Women's Keirin, Victory Ceremony
		8	Men's Sprint Finals - Race 2
		33	Men's Omnium Points Race 4¼
		4	Men's Sprint Finals - Decider
		6	Men's Omnium, Victory Ceremony
		6	Men's Sprint, Victory Ceremony

Note:
Schedule subject to change.

DECISIONS / DÉCISIONS
Day 1 / 1^{er} Jour
September 9, 2021 / le 9 septembre 2021

**MEN TEAM PURSUIT / HOMMES POURSUITE PAR ÉQUIPE
FIRST ROUND / PREMIER TOUR**

Colombia

Warning for failure to obey commissaires Instructions.

Avertissement pour non-respect des instructions des commissaires

MEN TEAM SPRINT / HOMMES VITESSE PAR ÉQUIPE

Qualification / Qualification

CZE Manager KADLEC Milan (101 066 958 39)

Fine 200CHF for failure to obey commissaires instructions: failing to exit the track (rider) and having road bike on the safety zone.

Amende 200CHF pour non-respect des instructions des commissaires: ne pas quitter la piste (coureur) et velo de route sur la piste

DECISIONS / DÉCISIONS
Day 2 / 2^{ieme} Jour
September 10, 2021 / le 10 septembre 2021

**Men 1 km Time Trial / Hommes 1 km Contre La Montre
Qualifying / Qualifications**

BEL Manager - PIETERS, Peter 100 009 827 14
Warning for failure to obey commissaires Instructions.
Avertissement pour non-respect des instructions des commissaires

**Men 1 km Time Trial / Hommes 1 km Contre La Montre
Qualifying / Qualifications**

#94 IND - LAITONJAM, Ronaldo 100 506 268 09
Warning for missing transponder
Avertissement pour transpondeur manquant

**WOMEN Individual Pursuit / Femmes Poursuite Individuelle
Qualifying / Qualifications**

#47 UZB - KUSKOVA, Yanina 100 647 797 15
Warning for missing transponder
Avertissement pour transpondeur manquant

#31 MEX - ACEVEDO MENDOZA, Yareli 100 835 814 46
Disqualification for riding in the slipstream of her opponent. Art. 3.2.056
Disqualification pour avoir pris le sillage d'un autre coureur. Art. 3.2.056

**WOMEN Sprint / Femmes Vitesse
Quarter Finals / Quart de finales**

CZE Manager – KADLEC, Milan 101 066 958 39
Fine 200CHF for failure to obey commissaires Instructions: standing on the starter's stand during the race.
Amende 200CHF pour non-respect des instructions des commissaires: utilisation de la plateforme du starter

MEN Elimination / Hommes Course par élimination

#23 EUS - ZUAZUBISKAR GALLASTEGI, Illart 100 066 020 44
Warning for missing transponder
Avertissement pour transpondeur manquant

DECISIONS / DÉCISIONS
Day 3 / 3^{ème} Jour
September 11, 2021 / le 11 septembre 2021

Men Keirin / Hommes Keirin**Qualifying / Qualifications**

Heat 1

#80 CZE BOHUSLAVEK, Matej 100 099 039 83

Relegation with Warning for entering the sprinter's lane when the opponent was already there

Déclassement avec Avertissement pour s'être rabattu vers l'intérieur alors que son concurrent s'y trouvait déjà

UKR Manager YAKOVLEV, Vasylii 100 014 013 29

Fine 200CHF for failure to obey commissaires Instructions: standing on the starter's stand during the race.

Amende 200CHF pour non-respect des instructions des commissaires: utilisation de la plateforme du starter

Women 500m Time Trial / Femmes 500m Contre La Montre**Finals / Finales**

NGR Manager RINCON REYES, Absie 100 354 313 53

Warning for failure to obey commissaires Instructions.

Avertissement pour non-respect des instructions des commissaires

Women Omnium / Femmes Omnium**Scratch / Scratch**

#47 UZB KUSKOVA, Yanina 100 647 797 15

Warning for failure to obey commissaires Instructions: entering the track from the incorrect position

Avertissement pour non-respect des instructions des commissaires: pour entrer la piste à la position incorrecte

UKR Manager YAKOVLEV, Vasylii 100 014 013 29

Warning for failure to obey commissaires Instructions: standing on the awards podium during the race.

Avertissement pour non-respect des instructions des commissaires: utilisation de la plateforme protocolaire

UZB Manager Groysman, Gleb 100 033 172 79

Warning for failure to obey commissaires Instructions: standing on the awards podium during the race.

Avertissement pour non-respect des instructions des commissaires: utilisation de la plateforme protocolaire

Men Keirin / Hommes Keirin**Final 7-12 / Finale 7 à 12**

#92 IND ESOW, Esow 100 508 730 46

Warning for entering the sprinters lane when the opponent was already there.

Avertissement pour être entré dans le couloir des sprinters alors que son adversaire s'y trouvait déjà

DECISIONS / DÉCISIONSDay 4 / 4^{ème} Jour

September 12, 2021 / le 12 septembre 2021

Men Sprint / Vitesse Hommes**1/16 Finals / 1/16 de finale****Heat 4**

#80 CZE - BOHUSLAVEK, Matej 100 099 039 83

Warning for not holding his line during the final sprint

Avertissement pour avoir quitté sa ligne pendant le sprint final

Heat 6

#110 MEX - RUIZ TERAN, Juan Carlos 100 640 342 29

Relegation for entering the sprinters lane when the opponent was already there.

Déclassement pour être entré dans le couloir des sprinters alors que son adversaire s'y trouvait déjà

Men Sprint / Vitesse Hommes**1/2 Finals / 1/4 de finale****Heat 2 – Ride 1**

#56 CAN - WAMMES, Nick 100 157 132 73

Warning for not holding his line during the final sprint

Avertissement pour avoir quitté sa ligne pendant le sprint final

Men Omnium / Omnium Hommes**Tempo / Tempo**

BRA - Manager HOHNE, Junior Walter 100 119 490 67

Warning and Fine 200CHF for failure to have the bike or any equipment controlled

Avertissement et Amend 200CHF pour défaut de contrôle du vélo ou tout autre équipement

#16 CHI - ARRIAGADA PIZARRO, Cristian 100 543 302 86

Warning for going down too quickly after overtaking their opponent

Avertissement pour s'être rabattu trop rapidement après avoir dépassé son adversaire

Women Madison / Madison Femmes

CAN – PLANTE, Lily 100 585 382 68 / van DAM, Sarah 100 488 755 53

Warning for dangerous riding during the race

Avertissement pour manœuvre dangereuse au cours de l'épreuve

COL - HERNANDEZ GOMEZ, Lina Marcela 100 590 635 83 / ROJAS ZAPATA, Lina Mabel 100 354 474 20

Warning for causing the crash of their opponent

Avertissement pour avoir provoqué la chute de son adversaire

Medallists by Event / Médaillé(e)s par épreuve

As of SUN 12 SEP 2021 at 18:28

AFTER 18 OF 18 EVENTS

Event	Date	Medal	Name	Team Code
Men's Team Sprint	THU 9 SEP	GOLD	BARRETTE Hugo DODYK Ryan WAMMES Nick	CAN
		SILVER	MURILLO MINOTA Ruben Dario OCHOA HENAO Juan David QUINTERO CHAVARRO Kevin Santiago	COL
		BRONZE	MILEK Mateusz RAJKOWSKI Patryk ROCHNA Daniel	POL
Men's Sprint	SUN 12 SEP	GOLD	PAUL Nicholas	TTO
		SILVER	QUINTERO CHAVARRO Kevin Santiago	COL
		BRONZE	HELAL Rayan	FRA
Men's Keirin	SAT 11 SEP	GOLD	PAUL Nicholas	TTO
		SILVER	QUINTERO CHAVARRO Kevin Santiago	COL
		BRONZE	RAMIREZ MORALES Santiago	COL
Men's Team Pursuit	THU 9 SEP	GOLD	ARANGO CARVAJAL Juan E. GOMEZ PENALOZA Bryan Steve PARRA ARIAS Jordan Arley ZAPATA UNAS Alex Juan Pablo	COL
		SILVER	FOLEY Michael GUILLEMETTE Mathias KINNIBURGH Jackson RICHARDSON Sean OGRODNICZUK Ethan (R)	CAN
		BRONZE	AGUIRRE GARZA Tomas MARTINEZ HUERTA Jorge MUNIZ VAZQUEZ Jose PENA SALAS Ricardo	MEX
Men's Omnium	SUN 12 SEP	GOLD	CRISTA Daniel	ROU
		SILVER	ARANGO CARVAJAL Juan E.	COL
		BRONZE	ARRIAGADA PIZARRO Cristian	CHI
Men's Madison	SAT 11 SEP	GOLD	de KETELE Kenny DENS Tuur	BEL
		SILVER	ARANGO CARVAJAL Juan E. PARRA ARIAS Jordan Arley	COL
		BRONZE	CABRERA TORRES Antonio PENALOZA YANEZ Felipe	CHI
Men's 1Km Time Trial	FRI 10 SEP	GOLD	PAUL Nicholas	TTO
		SILVER	RAJKOWSKI Patryk	POL
		BRONZE	RAMIREZ MORALES Santiago	COL
Men's Individual Pursuit	SAT 11 SEP	GOLD	CRISTA Daniel	ROU
		SILVER	GOMEZ PENALOZA Bryan Steve	COL
		BRONZE	OSORIO HENAO Julian	COL

Medallists by Event / Médaillé(e)s par épreuve

As of SUN 12 SEP 2021 at 18:28

AFTER 18 OF 18 EVENTS

Event	Date	Medal	Name	Team Code
Men's Elimination Race	FRI 10 SEP	GOLD	CAMPBELL Akil	TTO
		SILVER	de KETELE Kenny	BEL
		BRONZE	ARRIAGADA PIZARRO Cristian	CHI
Women's Team Sprint	THU 9 SEP	GOLD	BAYONA PINEDA Martha GAVIRIA RENDON Juliana MOSQUERA QUICENO Yarli	COL
		SILVER	KARWACKA Marlina LOS Urszula SIBIAK Nikola	POL
		BRONZE	ATTWELL Erin J BOYLE Jackie ORBAN Sarah	CAN
Women's Sprint	FRI 10 SEP	GOLD	BAYONA PINEDA Martha	COL
		SILVER	GROS Mathilde	FRA
		BRONZE	ORBAN Sarah	CAN
Women's Keirin	SUN 12 SEP	GOLD	BAYONA PINEDA Martha	COL
		SILVER	VERDUGO OSUNA Yuli	MEX
		BRONZE	LOS Urszula	POL
Women's Team Pursuit	THU 9 SEP	GOLD	ATTWELL Erin J BARRACLOUGH Ngairé PLANTE Lily van DAM Sarah	CAN
		SILVER	PIKULIK Daria PIKULIK Wiktoria PLOSAJ Nikol WIELOWSKA Nikola	POL
		BRONZE	HERNANDEZ GOMEZ Lina M. PARRA ROJAS Jessica Marcela ROJAS ZAPATA Lina Mabel VALBUENA ROA Camila Andrea	COL
Women's Omnium	SAT 11 SEP	GOLD	PIKULIK Daria	POL
		SILVER	KLIMCHENKO Tetyana	UKR
		BRONZE	HERNANDEZ GOMEZ Lina M.	COL
Women's Madison	SUN 12 SEP	GOLD	PIKULIK Daria PIKULIK Wiktoria	POL
		SILVER	FEDOTOVA Kseniia KLIMCHENKO Tetyana	UKR
		BRONZE	HERNANDEZ GOMEZ Lina M. ROJAS ZAPATA Lina Mabel	COL
Women's 500m Time Trial	SAT 11 SEP	GOLD	BAYONA PINEDA Martha	COL
		SILVER	GROS Mathilde	FRA
		BRONZE	SIBIAK Nikola	POL
Women's Individual Pursuit	FRI 10 SEP	GOLD	WILLIAMS Lily	USA
		SILVER	SUESSEMILCH Laura	GER
		BRONZE	REISSNER Lena Charlotte	GER

Medallists by Event / Médaillé(e)s par épreuve

As of SUN 12 SEP 2021 at 18:28

AFTER 18 OF 18 EVENTS

Event	Date	Medal	Name	Team Code
Women's Elimination Race	FRI 10 SEP	GOLD	ACEVEDO MENDOZA Yareli	MEX
		SILVER	FEDOTOVA Kseniia	UKR
		BRONZE	PLOSAJ Nikol	POL

Note:
All riders who competed for a team in any phase are listed.

LEGEND
R Replaced

Medal Standings / Tableau des médailles

As of SUN 12 SEP 2021 at 18:28

AFTER 18 OF 18 EVENTS

Rank	Team	Men				Women				Total				Rank by Total
		G	S	B	Tot.	G	S	B	Tot.	G	S	B	Tot.	
1	COL - Colombia	1	6	3	10	4		3	7	5	6	6	17	1
2	TTO - Trinidad and Tobago	4			4					4			4	4
3	POL - Poland		1	1	2	2	2	3	7	2	3	4	9	2
4	CAN - Canada	1	1		2	1		2	3	2	1	2	5	3
5	ROU - Romania	2			2					2			2	=9
6	MEX - Mexico			1	1	1	1		2	1	1	1	3	=5
7	BEL - Belgium	1	1		2					1	1		2	=9
8	USA - United States					1			1	1			1	12
9	UKR - Ukraine						3		3		3		3	=5
10	FRA - France			1	1		2		2		2	1	3	=5
11	GER - Germany						1	1	2		1	1	2	=9
12	CHI - Chile			3	3							3	3	=5
	Total:	9	9	9	27	9	9	9	27	18	18	18	54	

Note:

Rank by Total is calculated by the total number of gold, silver and bronze medals.

LEGEND

 = Equal sign indicates that two or more Teams share the same rank by total
Tot. Total

Team World Cup Standings / Classement coupe du monde par équipes

As of SUN 12 SEP 2021

Event No 1	Hong Kong (HKG)	13-16 MAY 2021
Event No 2	Saint Petersburg (RUS)	8-11 JUL 2021
Event No 3	Cali (COL)	9-12 SEP 2021

Rank	Name	Team Code	Event No 1	Event No 2	Event No 3	Total Points
1	Colombia	COL		4400.0	19280.0	23680.0
2	Ukraine	UKR	5408.0	8304.0	5840.0	19552.0
3	Germany	GER	7800.0	7204.0	3424.0	18428.0
4	Belarus	BLR	8400.0	9064.0		17464.0
5	Russian Federation	RUS		17120.0		17120.0
6	Canada	CAN			16160.0	16160.0
7	Japan	JPN	14240.0			14240.0
8	Malaysia	MAS	2860.0		8364.0	11224.0
9	Spain	ESP	11016.0			11016.0
10	Mexico	MEX			10952.0	10952.0
11	Poland	POL			10856.0	10856.0
12	Switzerland	SUI		9688.0		9688.0
13	Marathon - Tula Cycling Team	MCT		8320.0		8320.0
14	Lithuania	LTU	1480.0	6792.0		8272.0
15	Team Rakuten K Dreams	RKD	8080.0			8080.0
16	France	FRA		3872.0	4000.0	7872.0
17	Austria	AUT	4920.0	2736.0		7656.0
18	Italy	ITA	1648.0	5536.0		7184.0
19	United States	USA	2760.0		4400.0	7160.0
20	Ireland	IRL		7080.0		7080.0
21	Hong Kong, China	HKG	6928.0			6928.0
22	Denmark	DEN	5000.0	1528.0		6528.0
23	Czech Republic	CZE		1288.0	4720.0	6008.0
24	Belgium	BEL			5840.0	5840.0
25	Brazil	BRA		1656.0	3392.0	5048.0
26	Portugal	POR		5000.0		5000.0
27	Sime Darby Foundation	SDF	3312.0		1400.0	4712.0
28	Trinidad and Tobago	TTO			4048.0	4048.0
29	India	IND		1660.0	1832.0	3492.0
30	Chile	CHI			3360.0	3360.0
31	Nigeria	NGR			3328.0	3328.0
32	Uzbekistan	UZB			3296.0	3296.0
33	Kazakhstan	KAZ		3232.0		3232.0
34	Dream Seeker Racing Team	DSR	2936.0			2936.0
35	Romania	ROU	496.0	800.0	1600.0	2896.0
36	Hungary	HUN		2304.0		2304.0
37	Singapore	SIN	2208.0			2208.0
38	Greece	GRE		2040.0		2040.0
39	Barbados	BAR			2024.0	2024.0
40	Norway	NOR	1880.0			1880.0
41	Nur-Sultan Cycling Team	NCT		1872.0		1872.0
42	Ecuador	ECU			1656.0	1656.0
43	Algeria	ALG		1656.0		1656.0
44	Team Bridgestone Cycling	BGT	1608.0			1608.0
45	Costa Rica	CRC			1584.0	1584.0
46	Thailand	THA	1080.0			1080.0

Team World Cup Standings / Classement coupe du monde par équipes

As of SUN 12 SEP 2021

Rank	Name	Team Code	Event No 1	Event No 2	Event No 3	Total Points
47	Scotland Track Cycling Team	SCT		1024.0		1024.0
48	Slovakia	SVK		880.0		880.0
49	Guatemala	GUA	840.0			840.0
50	Eustrak-Euskadi	EUS			760.0	760.0
51	Venezuela	VEN			640.0	640.0
52	Egypt	EGY		640.0		640.0
53	Latvia	LAT	400.0	232.0		632.0
54	South Africa	RSA			488.0	488.0
55	Georgia	GEO		360.0		360.0

Number of Entries by Team / Nombre d'inscriptions par équipes

As of 12 SEP 2021

Team	Men										Women										Total Riders
	Team Sprint	Sprint	Keirin	Team Pursuit	Omnium	Madison	Time Trial	Pursuit	Elimination Race	Riders	Team Sprint	Sprint	Keirin	Team Pursuit	Omnium	Madison	Time Trial	Pursuit	Elimination Race	Riders	
BAR					1	2			1	2					1					1	3
BEL					1	2	1		1	2		1	1		1	2		1	1	2	4
BRA					1	2			1	3					1	2			1	2	5
CAN	3	2	2	5	1	2	2	2	1	8	3	2	2	4	1	2	2	2	1	6	14
CHI					1	2			1	3					1				1	1	4
COL	3	2	2	4	1	2	2	2	1	9	3	2	2	4	1	2	2	2	1	8	17
CRC		1	1				1			1		1	1			1				1	2
CZE	3	2	2				1			3		1	1		1	2	1		1	3	6
ECU	3	2	2				2			3					1				1	1	4
EUS					1				1	1										1	1
FRA		2	2							2		1	1				1			1	3
GER														4	1			2	1	4	4
IND	3	2	2				2			3										3	3
MAS	3	2	2	5	1	2	2	2	1	9	3	1	1		1	2	2	2	1	4	13
MEX	4	2	2	4	1	2	2	2	1	8		1	1	4	1	2		2	1	5	13
NGR											3		1	4	1		2	1	1	4	4
POL	3	2	2				2			3	3	2	2	4	1	2	1		1	7	10
ROU					1			1		1										1	1
RSA					1				1	1										1	1
TTO		2	2		1		1		1	4										4	4
UKR	3	1	1		1	2	1		1	3					1	2			1	2	5
USA					1			1	1	1					1	2		1	1	2	3
UZB					1	2			1	2					1	2		1	1	2	4
VEN			1		1					2										2	2
Total	28	22	23	18	16	20	19	10	14	74	15	12	13	24	16	22	12	14	15	56	130

9 – 12 September 2021
Communiqué n°211
Index/ Table des matières

Event	Epreuves	Description	Description	Report	Rapport	No.
GENERAL COMMUNIQUE'S	COMMUNIQUE'S GENERAUX					
College of Commissaires	<i>Collège des Commissaires</i>	UCI Technical Officials	<i>Officiels Techniques de l'UCI</i>	Information	<i>Information</i>	1
College of Commissaires	<i>Collège des Commissaires</i>	General Information	<i>Informations Générales</i>	Information	<i>Information</i>	2
College of Commissaires	<i>Collège des Commissaires</i>	Technical Information	<i>Informations Techniques</i>	Information	<i>Information</i>	3
College of Commissaires	<i>Collège des Commissaires</i>	Antidoping Control	<i>Contrôle Anti-dopage</i>	Information	<i>Information</i>	4
College of Commissaires	<i>Collège des Commissaires</i>	List of Entered Teams	<i>Liste des Equipes Engagées</i>	Information	<i>Information</i>	5
College of Commissaires	<i>Collège des Commissaires</i>	Training and Warm Up Sessions	<i>Sessions d'entraînement et d'échauffement</i>	Information	<i>Information</i>	6
College of Commissaires	<i>Collège des Commissaires</i>	Entry List by Team - Men	<i>Liste des Inscrits par Equipes - Hommes</i>	Information	<i>Information</i>	7
College of Commissaires	<i>Collège des Commissaires</i>	Entry List by Team - Women	<i>Liste des Inscrits par Equipes - Femmes</i>	Information	<i>Information</i>	8
College of Commissaires	<i>Collège des Commissaires</i>	Competition Schedule Day 1	<i>Programme des Compétitions Jour 1</i>	Schedule	<i>Programme</i>	9
College of Commissaires	<i>Collège des Commissaires</i>	Competition Schedule Day 2	<i>Programme des Compétitions Jour 2</i>	Schedule	<i>Programme</i>	10
College of Commissaires	<i>Collège des Commissaires</i>	Competition Schedule Day 3	<i>Programme des Compétitions Jour 3</i>	Schedule	<i>Programme</i>	11
College of Commissaires	<i>Collège des Commissaires</i>	Competition Schedule Day 4	<i>Programme des Compétitions Jour 4</i>	Schedule	<i>Programme</i>	12
College of Commissaires	<i>Collège des Commissaires</i>	Decisions Day 1	<i>Décisions Jour 1</i>	Information	<i>Information</i>	13
College of Commissaires	<i>Collège des Commissaires</i>	Decisions Day 2	<i>Décisions Jour 2</i>	Information	<i>Information</i>	14
College of Commissaires	<i>Collège des Commissaires</i>	Decisions Day 3	<i>Décisions Jour 3</i>	Information	<i>Information</i>	15
College of Commissaires	<i>Collège des Commissaires</i>	Decisions Day 4	<i>Décisions Jour 4</i>	Information	<i>Information</i>	16
Day 1	<i>Jour 1</i>	Medallists by Event	<i>Médaillés par Epreuve</i>	Standing	<i>Classement</i>	201
Day 1	<i>Jour 1</i>	Medal Standings	<i>Classement des Médailles</i>	Standing	<i>Classement</i>	202
Day 2	<i>Jour 2</i>	Medallists by Event	<i>Médaillés par Epreuve</i>	Standing	<i>Classement</i>	203
Day 2	<i>Jour 2</i>	Medal Standings	<i>Classement des Médailles</i>	Standing	<i>Classement</i>	204
Day 3	<i>Jour 3</i>	Medallists by Event	<i>Médaillés par Epreuve</i>	Standing	<i>Classement</i>	205
Day 3	<i>Jour 3</i>	Medal Standings	<i>Classement des Médailles</i>	Standing	<i>Classement</i>	206
Day 4	<i>Jour 4</i>	Medallists by Event	<i>Médaillés par Epreuve</i>	Standing	<i>Classement</i>	207
Day 4	<i>Jour 4</i>	Medal Standings	<i>Classement des Médailles</i>	Standing	<i>Classement</i>	208
Final	<i>Final</i>	Team Nations Cup Standings	<i>Classements Coupe des Nations par équipes</i>	Standing	<i>Classement</i>	209
Final	<i>Final</i>	Number of Entries by Team	<i>Nombre d'Inscrits par Equipes</i>	Standing	<i>Classement</i>	210
College of Commissaires	<i>Collège des Commissaires</i>	Index	<i>Table des matières</i>	Information	<i>Information</i>	211
MEN	HOMMES					
M - TEAM SPRINT	H - VITESSE PAR EQUIPES					
Team Sprint	<i>Vitesse par équipes</i>	Qualifying	<i>Qualifications</i>	Start List	<i>Liste de départ</i>	17
Team Sprint	<i>Vitesse par équipes</i>	Qualifying	<i>Qualifications</i>	Results	<i>Résultats</i>	18

Page 1/7

Title Partner

Main Partners

Institutional Partners

9 – 12 September 2021
Communiqué n°211

Team Sprint	<i>Vitesse par équipes</i>	1/2 Final	<i>1/2 Finale</i>	Start List	<i>Liste de départ</i>	19
Team Sprint	<i>Vitesse par équipes</i>	1/2 Final	<i>1/2 Finale</i>	Results	<i>Résultats</i>	20
Team Sprint	<i>Vitesse par équipes</i>	Finals 3-4 & 1-2	<i>Finales 3-4 & 1-2</i>	Start List	<i>Liste de départ</i>	21
Team Sprint	<i>Vitesse par équipes</i>	Finals 3-4 & 1-2	<i>Finales 3-4 & 1-2</i>	Results	<i>Résultats</i>	22
Team Sprint	<i>Vitesse par équipes</i>	Nations Cup Standings	<i>Classement Coupe des Nations</i>	Standing	<i>Classement</i>	23
M - SPRINT	H - VITESSE					
Sprint 200m t.t.	<i>Vitesse 200m c.l.m.</i>	Qualifying	<i>Qualifications</i>	Start List	<i>Liste de départ</i>	24
Sprint 200m t.t.	<i>Vitesse 200m c.l.m.</i>	Qualifying	<i>Qualifications</i>	Results	<i>Résultats</i>	25
Sprint	<i>Vitesse</i>	1/16 Final	<i>1/16 Finale</i>	Start List	<i>Liste de départ</i>	26
Sprint	<i>Vitesse</i>	1/16 Final	<i>1/16 Finale</i>	Results	<i>Résultats</i>	27
Sprint	<i>Vitesse</i>	1/8 Final	<i>1/8 Finale</i>	Start List	<i>Liste de départ</i>	28
Sprint	<i>Vitesse</i>	1/8 Final	<i>1/8 Finale</i>	Results	<i>Résultats</i>	29
Sprint	<i>Vitesse</i>	1/4 Final	<i>1/4 Finale</i>	Start List	<i>Liste de départ</i>	30
Sprint	<i>Vitesse</i>	1/4 Final	<i>1/4 Finale</i>	Results	<i>Résultats</i>	31
Sprint	<i>Vitesse</i>	1/2 Final	<i>1/2 Finale</i>	Start List	<i>Liste de départ</i>	32
Sprint	<i>Vitesse</i>	1/2 Final	<i>1/2 Finale</i>	Results	<i>Résultats</i>	33
Sprint	<i>Vitesse</i>	Finals 3-4 & 1-2	<i>Finales 3-4 & 1-2</i>	Start List	<i>Liste de départ</i>	34
Sprint	<i>Vitesse</i>	Finals 3-4 & 1-2	<i>Finales 3-4 & 1-2</i>	Results	<i>Résultats</i>	35
Sprint	<i>Vitesse</i>	Summary	<i>Résumé</i>	Results	<i>Résultats</i>	36
Sprint	<i>Vitesse</i>	Nations Cup Standings	<i>Classement Coupe des Nations</i>	Results	<i>Classement</i>	37
M - KEIRIN	H - KEIRIN					
Keirin	<i>Keirin</i>	1st round	<i>1er tour de compétition</i>	Start List	<i>Liste de départ</i>	38
Keirin	<i>Keirin</i>	1st round	<i>1er tour de compétition</i>	Results	<i>Résultats</i>	39
Keirin	<i>Keirin</i>	Repechages	<i>Repêchages</i>	Start List	<i>Liste de départ</i>	40
Keirin	<i>Keirin</i>	Repechages	<i>Repêchages</i>	Results	<i>Résultats</i>	41
Keirin	<i>Keirin</i>	2nd round	<i>2e tour de compétition</i>	Start List	<i>Liste de départ</i>	42
Keirin	<i>Keirin</i>	2nd round	<i>2e tour de compétition</i>	Results	<i>Résultats</i>	43
Keirin	<i>Keirin</i>	Finals places 7-12 & 1-6	<i>Finales places 7-12 & 1-6</i>	Start List	<i>Liste de départ</i>	44
Keirin	<i>Keirin</i>	Finals places 7-12 & 1-6	<i>Finales places 7-12 & 1-6</i>	Results	<i>Résultats</i>	45
Keirin	<i>Keirin</i>	Nations Cup Standings	<i>Classement Coupe des Nations</i>	Standing	<i>Classement</i>	46
M - TEAM PURSUIT	H - POURSUITE PAR EQUIPES					
Team pursuit	<i>Poursuite par équipes</i>	Qualifying	<i>Qualifications</i>	Start List	<i>Liste de départ</i>	47

Page 2/7

Title Partner

Main Partners

Institutional Partners

9 – 12 September 2021
Communiqué n°211

Team pursuit	<i>Poursuite par équipes</i>	Qualifying	<i>Qualifications</i>	Results	<i>Résultats</i>	48
Team pursuit	<i>Poursuite par équipes</i>	1/2 Final	<i>1/2 Finale</i>	Start List	<i>Liste de départ</i>	49
Team pursuit	<i>Poursuite par équipes</i>	1/2 Final	<i>1/2 Finale</i>	Results	<i>Résultats</i>	50
Team pursuit	<i>Poursuite par équipes</i>	Finals	<i>Finales</i>	Start List	<i>Liste de départ</i>	51
Team pursuit	<i>Poursuite par équipes</i>	Finals	<i>Finales</i>	Results	<i>Résultats</i>	52
Team pursuit	<i>Poursuite par équipes</i>	Nations Cup Standings	<i>Classement Coupe des Nations</i>	Standing	<i>Classement</i>	53
M - OMNIUM	H - OMNIUM					
Omnium Q.	<i>Omnium</i>	Qualifying 15 km Points Race 1	<i>Qualifications Manche 1</i>	Start List	<i>Liste de départ</i>	54
Omnium Q.	<i>Omnium</i>	Qualifying 15 km Points Race 1	<i>Qualifications Manche 1</i>	Results	<i>Résultats</i>	55
Omnium Q.	<i>Omnium</i>	Qualifying 15 km Points Race 2	<i>Qualifications Manche 2</i>	Start List	<i>Liste de départ</i>	56
Omnium Q.	<i>Omnium</i>	Qualifying 15 km Points Race 2	<i>Qualifications Manche 2</i>	Results	<i>Résultats</i>	57
Omnium I	<i>Omnium I</i>	Scratch 10 km	<i>Scratch 10 km</i>	Start List	<i>Liste de départ</i>	58
Omnium I	<i>Omnium I</i>	Scratch 10 km	<i>Scratch 10 km</i>	Results	<i>Résultats</i>	59
Omnium	<i>Omnium</i>	Gen. Class. after event 1	<i>Class. Gén. après épreuve 1</i>	Results	<i>Résultats</i>	60
Omnium II	<i>Omnium II</i>	Tempo Race 10 km	<i>Course Tempo 10 km</i>	Start List	<i>Liste de départ</i>	61
Omnium II	<i>Omnium II</i>	Tempo Race 10 km	<i>Course Tempo 10 km</i>	Results	<i>Résultats</i>	62
Omnium	<i>Omnium</i>	Gen. Class. after event 2	<i>Class. Gén. après épreuve 2</i>	Results	<i>Résultats</i>	63
Omnium III	<i>Omnium III</i>	Elimination	<i>Elimination</i>	Start List	<i>Liste de départ</i>	64
Omnium III	<i>Omnium III</i>	Elimination	<i>Elimination</i>	Results	<i>Résultats</i>	65
Omnium	<i>Omnium</i>	Gen. Class. after event 3	<i>Class. Gén. après épreuve 3</i>	Results	<i>Résultats</i>	66
Omnium IV	<i>Omnium IV</i>	Points Race 25 km	<i>Course aux Points 25 km</i>	Start List	<i>Liste de départ</i>	67
Omnium	<i>Omnium</i>	Results Progression	<i>Progression des résultats</i>	Results	<i>Résultats</i>	68
Omnium	<i>Omnium</i>	Final Classification	<i>Classement final</i>	Results	<i>Résultats</i>	69
Omnium	<i>Omnium</i>	Nations Cup Standings	<i>Classement Coupe des Nations</i>	Standing	<i>Classement</i>	70
M - MADISON	H - MADISON					
Madison 25 km	<i>Madison 25 km</i>	Qualifying Heat 1	<i>Qualifications Manche 1</i>	Start List	<i>Liste de départ</i>	71
Madison 25 km	<i>Madison 25 km</i>	Qualifying Heat 1	<i>Qualifications Manche 1</i>	Results	<i>Résultats</i>	72
Madison 25 km	<i>Madison 25 km</i>	Qualifying Heat 2	<i>Qualifications Manche 2</i>	Start List	<i>Liste de départ</i>	73
Madison 25 km	<i>Madison 25 km</i>	Qualifying Heat 2	<i>Qualifications Manche 2</i>	Results	<i>Résultats</i>	74
Madison 50 km	<i>Madison 50 km</i>	Final	<i>Finale</i>	Start List	<i>Liste de départ</i>	75
Madison 50 km	<i>Madison 50 km</i>	Final	<i>Finale</i>	Results	<i>Résultats</i>	76
Madison	<i>Madison</i>	Nations Cup Standings	<i>Classement Coupe des Nations</i>	Standing	<i>Classement</i>	77

Page 3/7

Title Partner

Main Partners

Institutional Partners

9 – 12 September 2021
Communiqué n°211

M - ELIMINATION RACE	H - COURSE A L'ELIMINATION					
Elimination Race	Course à l'élimination	Qualifying Heat 1	Qualifications Manche 1	Start List	Liste de départ	92
Elimination Race	Course à l'élimination	Qualifying Heat 1	Qualifications Manche 1	Results	Résultats	93
Elimination Race	Course à l'élimination	Qualifying Heat 2	Qualifications Manche 2	Start List	Liste de départ	94
Elimination Race	Course à l'élimination	Qualifying Heat 2	Qualifications Manche 2	Results	Résultats	95
Elimination Race	Course à l'élimination	Final	Finale	Start List	Liste de départ	96
Elimination Race	Course à l'élimination	Final	Finale	Results	Résultats	97
Elimination Race	Course à l'élimination	Nations Cup Standings	Classement Coupe des Nations	Standing	Classement	98
M - KILOMETRE T.T.	H - KILOMETRE C.L.M.					
Kilometre t.t.	Kilomètre c.l.m.	Qualifying	Qualifications	Start List	Liste de départ	99
Kilometre t.t.	Kilomètre c.l.m.	Qualifying	Qualifications	Results	Résultats	100
Kilometre t.t.	Kilomètre c.l.m.	Final	Finale	Start List	Liste de départ	101
Kilometre t.t.	Kilomètre c.l.m.	Final	Finale	Results	Résultats	102
Kilometre t.t.	Kilomètre c.l.m.	Nations Cup Standings	Classement Coupe des Nations	Standing	Classement	103
M - INDIVIDUAL PURSUIT	H - POURSUITE INDIVIDUELLE					
Individual Pursuit	Poursuite individuelle	Qualifying	Qualifications	Start List	Liste de départ	104
Individual Pursuit	Poursuite individuelle	Qualifying	Qualifications	Results	Résultats	105
Individual pursuit	Poursuite individuelle	Finals 3-4 & 1-2	Finales 3-4 & 1-2	Start List	Liste de départ	106
Individual pursuit	Poursuite individuelle	Finals 3-4 & 1-2	Finales 3-4 & 1-2	Results	Résultats	107
Individual pursuit	Poursuite individuelle	Nations Cup Standings	Classement Coupe des Nations	Standing	Classement	108
WOMEN	FEMMES					
W - TEAM SPRINT	F - VITESSE PAR EQUIPES					
Team Sprint	Vitesse par équipes	Qualifying	Qualifications	Start List	Liste de départ	109
Team Sprint	Vitesse par équipes	Qualifying	Qualifications	Results	Résultats	110
Team Sprint	Vitesse par équipes	1/2 Final	1/2 Finale	Start List	Liste de départ	111
Team Sprint	Vitesse par équipes	1/2 Final	1/2 Finale	Results	Résultats	112
Team Sprint	Vitesse par équipes	Finals 3-4 & 1-2	Finales 3-4 & 1-2	Start List	Liste de départ	113
Team Sprint	Vitesse par équipes	Finals 3-4 & 1-2	Finales 3-4 & 1-2	Results	Résultats	114
Team Sprint	Vitesse par équipes	Nations Cup Standings	Classement Coupe des Nations	Standing	Classement	115
W - SPRINT	F - VITESSE					
Sprint 200m t.t.	Vitesse 200m c.l.m.	Qualifying	Qualifications	Start List	Liste de départ	116
Sprint 200m t.t.	Vitesse 200m c.l.m.	Qualifying	Qualifications	Results	Résultats	117

Page 4/7

Title Partner

Main Partners

Institutional Partners

9 – 12 September 2021
Communiqué n°211


Sprint	<i>Vitesse</i>	1/16 Final	<i>1/16 Finale</i>	Start List	<i>Liste de départ</i>	118
Sprint	<i>Vitesse</i>	1/16 Final	<i>1/16 Finale</i>	Results	<i>Résultats</i>	119
Sprint	<i>Vitesse</i>	1/8 Final	<i>1/8 Finale</i>	Start List	<i>Liste de départ</i>	120
Sprint	<i>Vitesse</i>	1/8 Final	<i>1/8 Finale</i>	Results	<i>Résultats</i>	121
Sprint	<i>Vitesse</i>	1/4 Final	<i>1/4 Finale</i>	Start List	<i>Liste de départ</i>	122
Sprint	<i>Vitesse</i>	1/4 Final	<i>1/4 Finale</i>	Results	<i>Résultats</i>	123
Sprint	<i>Vitesse</i>	1/2 Final	<i>1/2 Finale</i>	Start List	<i>Liste de départ</i>	124
Sprint	<i>Vitesse</i>	1/2 Final	<i>1/2 Finale</i>	Results	<i>Résultats</i>	125
Sprint	<i>Vitesse</i>	Finals 3-4 & 1-2	<i>Finales 3-4 & 1-2</i>	Start List	<i>Liste de départ</i>	126
Sprint	<i>Vitesse</i>	Finals 3-4 & 1-2	<i>Finales 3-4 & 1-2</i>	Results	<i>Résultats</i>	127
Sprint	<i>Vitesse</i>	Summary	<i>Résumé</i>	Results	<i>Résultats</i>	128
Sprint	<i>Vitesse</i>	Nations Cup Standings	<i>Classement Coupe des Nations</i>	Standing	<i>Classement</i>	129
W - KEIRIN	F - KEIRIN					
Keirin	<i>Keirin</i>	1st round	<i>1er tour de compétition</i>	Start List	<i>Liste de départ</i>	130
Keirin	<i>Keirin</i>	1st round	<i>1er tour de compétition</i>	Results	<i>Résultats</i>	131
Keirin	<i>Keirin</i>	Repechages	<i>Repêchages</i>	Start List	<i>Liste de départ</i>	132
Keirin	<i>Keirin</i>	Repechages	<i>Repêchages</i>	Results	<i>Résultats</i>	133
Keirin	<i>Keirin</i>	2nd round	<i>2e tour de compétition</i>	Start List	<i>Liste de départ</i>	134
Keirin	<i>Keirin</i>	2nd round	<i>2e tour de compétition</i>	Results	<i>Résultats</i>	135
Keirin	<i>Keirin</i>	Finals places 7-12 & 1-6	<i>Finales places 7-12 & 1-6</i>	Start List	<i>Liste de départ</i>	136
Keirin	<i>Keirin</i>	Finals places 7-12 & 1-6	<i>Finales places 7-12 & 1-6</i>	Results	<i>Résultats</i>	137
Keirin	<i>Keirin</i>	Nations Cup Standings	<i>Classement Coupe des Nations</i>	Standing	<i>Classement</i>	138
W - TEAM PURSUIT	F - POURSUITE PAR EQUIPES					
Team pursuit	<i>Poursuite par équipes</i>	Qualifying	<i>Qualifications</i>	Start List	<i>Liste de départ</i>	139
Team pursuit	<i>Poursuite par équipes</i>	Qualifying	<i>Qualifications</i>	Results	<i>Résultats</i>	140
Team pursuit	<i>Poursuite par équipes</i>	1/2 Final	<i>1/2 Finale</i>	Start List	<i>Liste de départ</i>	141
Team pursuit	<i>Poursuite par équipes</i>	1/2 Final	<i>1/2 Finale</i>	Results	<i>Résultats</i>	142
Team pursuit	<i>Poursuite par équipes</i>	Finals	<i>Finales</i>	Start List	<i>Liste de départ</i>	143
Team pursuit	<i>Poursuite par équipes</i>	Finals	<i>Finales</i>	Results	<i>Résultats</i>	144
Team pursuit	<i>Poursuite par équipes</i>	Nations Cup Standings	<i>Classement Coupe des Nations</i>	Standing	<i>Classement</i>	145
W - OMNIUM	F - OMNIUM					
Omnium Q.	<i>Omnium</i>	Qualifying 10 km Points Race 1	<i>Qualifications Manche 1</i>	Start List	<i>Liste de départ</i>	146

Page 5/7

Title Partner



Main Partners



Institutional Partners



9 – 12 September 2021
Communiqué n°211

Omnium Q.	<i>Omnium</i>	Qualifying 10 km Points Race 1	<i>Qualifications Manche 1</i>	Results	<i>Résultats</i>	147
Omnium Q.	<i>Omnium</i>	Qualifying 10 km Points Race 2	<i>Qualifications Manche 2</i>	Start List	<i>Liste de départ</i>	148
Omnium Q.	<i>Omnium</i>	Qualifying 10 km Points Race 2	<i>Qualifications Manche 2</i>	Results	<i>Résultats</i>	149
Omnium I	<i>Omnium I</i>	Scratch 7.5 km	<i>Scratch 7.5 km</i>	Start List	<i>Liste de départ</i>	150
Omnium I	<i>Omnium I</i>	Scratch 7.5 km	<i>Scratch 7.5 km</i>	Results	<i>Résultats</i>	151
Omnium	<i>Omnium</i>	Gen. Class. after event 1	<i>Class. Gén. après épreuve 1</i>	Results	<i>Résultats</i>	152
Omnium II	<i>Omnium II</i>	Tempo Race 7.5 km	<i>Course Tempo 7.5 km</i>	Start List	<i>Liste de départ</i>	153
Omnium II	<i>Omnium II</i>	Tempo Race 7.5 km	<i>Course Tempo 7.5 km</i>	Results	<i>Résultats</i>	154
Omnium	<i>Omnium</i>	Gen. Class. after event 2	<i>Class. Gén. après épreuve 2</i>	Results	<i>Résultats</i>	155
Omnium III	<i>Omnium III</i>	Elimination	<i>Elimination</i>	Start List	<i>Liste de départ</i>	156
Omnium III	<i>Omnium III</i>	Elimination	<i>Elimination</i>	Results	<i>Résultats</i>	157
Omnium	<i>Omnium</i>	Gen. Class. after event 3	<i>Class. Gén. après épreuve 3</i>	Results	<i>Résultats</i>	158
Omnium IV	<i>Omnium IV</i>	Points Race 20 km	<i>Course aux Points 20 km</i>	Start List	<i>Liste de départ</i>	159
Omnium	<i>Omnium</i>	Results Progression	<i>Progression des résultats</i>	Results	<i>Résultats</i>	160
Omnium	<i>Omnium</i>	Final Classification	<i>Classement final</i>	Results	<i>Résultats</i>	161
Omnium	<i>Omnium</i>	Nations Cup Standings	<i>Classement Coupe des Nations</i>	Standing	<i>Classement</i>	162
W - MADISON	F - MADISON					
Madison 15 km	<i>Madison 15 km</i>	Qualifying Heat 1	<i>Qualifications Manche 1</i>	Start List	<i>Liste de départ</i>	163
Madison 15 km	<i>Madison 15 km</i>	Qualifying Heat 1	<i>Qualifications Manche 1</i>	Results	<i>Résultats</i>	164
Madison 15 km	<i>Madison 15 km</i>	Qualifying Heat 2	<i>Qualifications Manche 2</i>	Start List	<i>Liste de départ</i>	165
Madison 15 km	<i>Madison 15 km</i>	Qualifying Heat 2	<i>Qualifications Manche 2</i>	Results	<i>Résultats</i>	166
Madison 30 km	<i>Madison 30 km</i>	Final	<i>Finale</i>	Start List	<i>Liste de départ</i>	167
Madison 30 km	<i>Madison 30 km</i>	Final	<i>Finale</i>	Results	<i>Résultats</i>	168
Madison	<i>Madison</i>	Nations Cup Standings	<i>Classement Coupe des Nations</i>	Standing	<i>Classement</i>	169
M - ELIMINATION RACE	H - COURSE A L'ELIMINATION					
Elimination Race	<i>Course à l'élimination</i>	Qualifying Heat 1	<i>Qualifications Manche 1</i>	Start List	<i>Liste de départ</i>	184
Elimination Race	<i>Course à l'élimination</i>	Qualifying Heat 1	<i>Qualifications Manche 1</i>	Results	<i>Résultats</i>	185
Elimination Race	<i>Course à l'élimination</i>	Qualifying Heat 2	<i>Qualifications Manche 2</i>	Start List	<i>Liste de départ</i>	186
Elimination Race	<i>Course à l'élimination</i>	Qualifying Heat 2	<i>Qualifications Manche 2</i>	Results	<i>Résultats</i>	187
Elimination Race	<i>Course à l'élimination</i>	Final	<i>Finale</i>	Start List	<i>Liste de départ</i>	188
Elimination Race	<i>Course à l'élimination</i>	Final	<i>Finale</i>	Results	<i>Résultats</i>	189
Elimination Race	<i>Course à l'élimination</i>	Nations Cup Standings	<i>Classement Coupe des Nations</i>	Standing	<i>Classement</i>	190
W - 500M T.T.	F - 500M C.L.M.					

Page 6/7

Title Partner

Main Partners

Institutional Partners

9 – 12 September 2021
Communiqué n°211

500m t.t.	500m c.l.m.	Qualifying	Qualifications	Start List	Liste de départ	191
500m t.t.	500m c.l.m.	Qualifying	Qualifications	Results	Résultats	192
500m t.t.	500m c.l.m.	Final	Finale	Start List	Liste de départ	193
500m t.t.	500m c.l.m.	Final	Finale	Results	Résultats	194
500m t.t.	500m c.l.m.	Nations Cup Standings	Classement Coupe des Nations	Standing	Classement	195
W - INDIVIDUAL PURSUIT	F - POURSUITE INDIVIDUELLE					
Individual Pursuit	Poursuite individuelle	Qualifying	Qualifications	Start List	Liste de départ	196
Individual Pursuit	Poursuite individuelle	Qualifying	Qualifications	Results	Résultats	197
Individual pursuit	Poursuite individuelle	Finals 3-4 & 1-2	Finales 3-4 & 1-2	Start List	Liste de départ	198
Individual pursuit	Poursuite individuelle	Finals 3-4 & 1-2	Finales 3-4 & 1-2	Results	Résultats	199
Individual pursuit	Poursuite individuelle	Nations Cup Standings	Classement Coupe des Nations	Standing	Classement	200

Men's Team Sprint / Vitesse par équipe hommes
World Cup Standings / Classement coupe du monde

As of THU 9 SEP 2021

Event No 1	Hong Kong (HKG)	13-16 MAY 2021
Event No 2	Saint Petersburg (RUS)	8-11 JUL 2021
Event No 3	Cali (COL)	9-12 SEP 2021

Rank	Name	Team Code	Event No 1	Event No 2	Event No 3	Total Points
1	UKRAINE	UKR	960.0	600.0		1560.0
2	INDIA	IND		660.0	720.0	1380.0
3	CANADA	CAN			1200.0	1200.0
4	RUSSIAN FEDERATION	RUS		1200.0		1200.0
5	DREAM SEEKER RACING TEAM	DSR	1200.0			1200.0
6	COLOMBIA	COL			1080.0	1080.0
7	SPAIN	ESP	1080.0			1080.0
8	POLAND	POL			960.0	960.0
9	Marathon - Tula Cycling Team	MCT		960.0		960.0
10	CZECH REPUBLIC	CZE			900.0	900.0
11	GERMANY	GER		900.0		900.0
12	MALAYSIA	MAS	900.0			900.0
13	MEXICO	MEX			840.0	840.0
14	FRANCE	FRA		840.0		840.0
15	LITHUANIA	LTU		780.0		780.0
16	BELARUS	BLR		720.0		720.0
17	ECUADOR	ECU			660.0	660.0

9-12 September 2021

Communiqué no. 22

Men's Team Sprint / Vitesse par équipe hommes
Final Classification / Classement final

Thu 9 Sep 2021

World Record	41.225 NED - Netherlands	Berlin (GER)	26 FEB 2020
---------------------	--------------------------	--------------	-------------

Rank	Team / Name	Lap 1	Lap 2 Lap 1-2	Time Lap 2-3	Average Speed km/h
Final for Gold					
GOLD	1 CAN - Canada	18.089	30.841	43.748	61.717
	51 BARRETTE Hugo		12.752	12.907	
	52 DODYK Ryan				
	56 WAMMES Nick				
SILVER	2 COL - Colombia	18.005	30.885	43.836	61.593
	64 MURILLO MINOTA Ruben Dario		12.880	12.951	
	65 OCHOA HENAO Juan David				
	68 QUINTERO CHAVARRO Kevin Santiago				
Final for Bronze					
BRONZE	3 POL - Poland	18.039	30.757	43.830	61.602
	120 MILEK Mateusz		12.718	13.073	
	121 RAJKOWSKI Patryk				
	122 ROCHNA Daniel				
	4 CZE - Czech Republic	18.105	31.566	45.140	59.814
	80 BOHUSLAVEK Matej		13.461	13.574	
	81 TOPINKA Dominik				
	82 WAGNER Robin				
Placed after First Round					
	5 MEX - Mexico				
	106 CONTRERAS TORRES Francisco Javier				
	107 MALO VILLALOBOS Ridley				
	111 VERDUGO OSUNA Edgar Ismael				
	110 RUIZ TERAN Juan Carlos	(R)			
	6 MAS - Malaysia				
	96 AHMAD NAZERI Ahmad Safwan				
	99 MASRI Amar Danial				
	102 SAHROM Muhammad Ridwan				
	7 IND - India				
	92 ESOW Esow				
	94 LAITONJAM Ronaldo				
	95 SINGH Y Rojit				
	8 ECU - Ecuador				
	84 BONE NAZARENO Francisco Miguel				
	85 GUTIERREZ PIANDA Cristian				
	86 PACHECO Pablo				
Did not qualify for First Round					
	9 UKR - Ukraine				
	131 DANYLCHUK Bohdan				
	38 HANZIN Andrii				
	39 YAKOVLEV Mykyta				

Men's Team Sprint / Vitesse par équipe hommes**Final Classification / Classement final**

Thu 9 Sep 2021

Rank	Team / Name	Lap 1	Lap 2 Lap 1-2	Time Lap 2-3	Average Speed km/h
------	-------------	-------	------------------	-----------------	--------------------------

Communiqué approved by the Secretary of the Commissaires Panel:

Note:

Riders are presented in their starting order.

LEGEND**R** Replaced

9-12 September 2021

Men's Team Sprint / Vitesse par équipe hommes
Finals / Finales
Race Analysis / Analyse de la course

GOLD

Distance	CAN - Canada			Lap	Distance	COL - Colombia		
	Time	Rank	Lap Time			Time	Rank	Lap Time
125m	11.197	2			125m	11.189	1	
250m	18.089	2	18.089	1	250m	18.005	1	18.005
375m	24.549	2			375m	24.370	1	
500m	30.841	1	12.752	2	500m	30.885	2	12.880
625m	37.210	1			625m	37.278	2	
750m	43.748	1	12.907	3	750m	43.836	2	12.951

BRONZE

Distance	POL - Poland			Lap	Distance	CZE - Czech Republic		
	Time	Rank	Lap Time			Time	Rank	Lap Time
125m	11.052	1			125m	11.228	2	
250m	18.039	1	18.039	1	250m	18.105	2	18.105
375m	24.389	1			375m	24.839	2	
500m	30.757	1	12.718	2	500m	31.566	2	13.461
625m	37.274	1			625m	38.245	2	
750m	43.830	3	13.073	3	750m	45.140	4	13.574

Communiqué approved by the Secretary of the Commissaires Panel:

**Men's Team Sprint / Vitesse par équipe hommes
Finals / Finales
Start List / Liste de départ**

Thu 9 Sep 2021 - Race distance: 3 laps

World Record	41.225 NED - Netherlands	Berlin (GER)	26 FEB 2020
---------------------	--------------------------	--------------	-------------

Heat	Race Number	Team / Name	Time
FOR BRONZE		POL - Poland	_____
	120	MILEK Mateusz	
	122	ROCHNA Daniel	
	121	RAJKOWSKI Patryk	
		CZE - Czech Republic	_____
	81	TOPINKA Dominik	
	80	BOHUSLAVEK Matej	
	82	WAGNER Robin	
FOR GOLD		CAN - Canada	_____
	52	DODYK Ryan	
	56	WAMMES Nick	
	51	BARRETTE Hugo	
		COL - Colombia	_____
	65	OCHOA HENAO Juan David	
	64	MURILLO MINOTA Ruben Dario	
	68	QUINTERO CHAVARRO Kevin Santiago	

Communiqué approved by the Secretary of the Commissaires Panel:

.....

Note:
The composition of the teams may be subject to change up to 30 minutes before the start of the race. Sorted in the order given by the team.

9-12 September 2021

Communiqué no. 20

Men's Team Sprint / Vitesse par équipe hommes

First Round / Premier tour

Results / Résultats

Thu 9 Sep 2021 - Race distance: 3 laps

World Record	41.225 NED - Netherlands	Berlin (GER)	26 FEB 2020
---------------------	--------------------------	--------------	-------------

Heat	Rank	Team / Name	Lap 1	Lap 2 Lap 1-2	Time Lap 2-3	Average Speed km/h	
1	1	CZE - Czech Republic	17.338	31.199	44.906	60.126	QB
		80 BOHUSLAVEK Matej		13.861	13.707		
		81 TOPINKA Dominik					
		82 WAGNER Robin					
	2	MAS - Malaysia	18.037	31.468	46.079	58.595	
		96 AHMAD NAZERI Ahmad Safwan		13.431	14.611		
		99 MASRI Amar Danial					
		102 SAHROM Muhammad Ridwan					
2	1	POL - Poland	18.006	30.745	43.669	61.829	QB
		120 MILEK Mateusz		12.739	12.924		
		121 RAJKOWSKI Patryk					
		122 ROCHNA Daniel					
	2	IND - India	18.384	31.638	47.153	57.260	
		92 ESOW Esow		13.254	15.515		
		94 LAITONJAM Ronaldo					
		95 SINGH Y Rojit					
3	1	COL - Colombia	17.969	30.785	43.521	62.039	QG
		64 MURILLO MINOTA Ruben Dario		12.816	12.736		
		65 OCHOA HENAO Juan David					
		68 QUINTERO CHAVARRO Kevin Santiago					
	2	MEX - Mexico	18.257	32.189	45.711	59.067	
		106 CONTRERAS TORRES Francisco Javier		13.932	13.522		
		107 MALO VILLALOBOS Ridley					
		111 VERDUGO OSUNA Edgar Ismael					
		110 RUIZ TERAN Juan Carlos	(R)				
4	1	CAN - Canada	18.032	30.592	43.484	62.092	QG
		51 BARRETTE Hugo		12.560	12.892		
		52 DODYK Ryan					
		56 WAMMES Nick					
	2	ECU - Ecuador	18.662	32.822	47.884	56.386	
		84 BONE NAZARENO Francisco Miguel		14.160	15.062		
		85 GUTIERREZ PIANDA Cristian					
		86 PACHECO Pablo					

Progression rule:

The fastest two winning teams race for the gold and silver medals, and the other two winning teams race for the bronze medal. Losers are classified from 5th to 8th place by their times in the First Round.

Men's Team Sprint / Vitesse par équipe hommes
First Round / Premier tour
Results / Résultats

Thu 9 Sep 2021 - Race distance: 3 laps

Heat	Rank	Team / Name	Lap 1	Lap 2 Lap 1-2	Time Lap 2-3	Average Speed km/h
------	------	-------------	-------	------------------	-----------------	--------------------------

Communiqué approved by the Secretary of the Commissaires Panel:

Note:

Riders are presented in their starting order.

LEGEND

QB Qualified for Bronze **QG** Qualified for Gold **R** Replaced

9-12 September 2021

Men's Team Sprint / Vitesse par équipe hommes
First Round / Premier tour
Race Analysis / Analyse de la course

Heat 1

CZE - Czech Republic				Lap	MAS - Malaysia			
Distance	Time	Rank	Lap Time		Distance	Time	Rank	Lap Time
125m	10.659	1		1	125m	11.194	2	
250m	17.338	1	17.338		250m	18.037	2	18.037
375m	24.482	1			375m	24.949	2	
500m	31.199	1	13.861	2	500m	31.468	2	13.431
625m	37.942	1			625m	38.596	2	
750m	44.906	1	13.707	3	750m	46.079	2	14.611

Heat 2

POL - Poland				Lap	IND - India			
Distance	Time	Rank	Lap Time		Distance	Time	Rank	Lap Time
125m	11.118	1		1	125m	11.467	2	
250m	18.006	1	18.006		250m	18.384	2	18.384
375m	24.382	1			375m	24.989	2	
500m	30.745	1	12.739	2	500m	31.638	2	13.254
625m	37.201	1			625m	39.778	2	
750m	43.669	1	12.924	3	750m	47.153	2	15.515

Heat 3

COL - Colombia				Lap	MEX - Mexico			
Distance	Time	Rank	Lap Time		Distance	Time	Rank	Lap Time
125m	11.092	1		1	125m	11.335	2	
250m	17.969	1	17.969		250m	18.257	2	18.257
375m	24.311	1			375m	25.448	2	
500m	30.785	1	12.816	2	500m	32.189	2	13.932
625m	37.114	1			625m	38.894	2	
750m	43.521	1	12.736	3	750m	45.711	2	13.522

Heat 4

CAN - Canada				Lap	ECU - Ecuador			
Distance	Time	Rank	Lap Time		Distance	Time	Rank	Lap Time
125m	11.132	1		1	125m	11.637	2	
250m	18.032	1	18.032		250m	18.662	2	18.662
375m	24.347	1			375m	25.700	2	
500m	30.592	1	12.560	2	500m	32.822	2	14.160
625m	36.931	1			625m	40.197	2	
750m	43.484	1	12.892	3	750m	47.884	2	15.062

Communiqué approved by the Secretary of the Commissaires Panel:

**Men's Team Sprint / Vitesse par équipe hommes
First Round / Premier tour
Start List / Liste de départ**

Thu 9 Sep 2021 - Race distance: 3 laps

World Record	41.225 NED - Netherlands	Berlin (GER)	26 FEB 2020
---------------------	--------------------------	--------------	-------------

Heat	Race Number	Team / Name	Time
1		CZE - Czech Republic	_____
	81	TOPINKA Dominik	
	80	BOHUSLAVEK Matej	
	82	WAGNER Robin	
		MAS - Malaysia	_____
	99	MASRI Amar Danial	
	102	SAHROM Muhammad Ridwan	
	96	AHMAD NAZERI Ahmad Safwan	
	2		POL - Poland
120		MILEK Mateusz	
122		ROCHNA Daniel	
121		RAJKOWSKI Patryk	
		IND - India	_____
95		SINGH Y Rojit	
92		ESOW Esow	
94		LAITONJAM Ronaldo	
3			COL - Colombia
	65	OCHOA HENAO Juan David	
	64	MURILLO MINOTA Ruben Dario	
	68	QUINTERO CHAVARRO Kevin Santiago	
		MEX - Mexico	_____
	107	MALO VILLALOBOS Ridley	
	111	VERDUGO OSUNA Edgar Ismael	
	106	CONTRERAS TORRES Francisco Javier	

Men's Team Sprint / Vitesse par équipe hommes
First Round / Premier tour
Start List / Liste de départ

Thu 9 Sep 2021 - Race distance: 3 laps

Heat	Race Number	Team / Name	Time
4		CAN - Canada	_____
	52	DODYK Ryan	
	56	WAMMES Nick	
	51	BARRETTE Hugo	
		ECU - Ecuador	_____
	84	BONE NAZARENO Francisco Miguel	
	86	PACHECO Pablo	
	85	GUTIERREZ PIANDA Cristian	

Progression rule:

The fastest two winning teams race for the gold and silver medals, and the other two winning teams race for the bronze medal. Losers are classified from 5th to 8th place by their times in the First Round.

Communiqué approved by the Secretary of the Commissaires Panel:

.....

Note:

The composition of the teams may be subject to change up to 30 minutes before the start of the race. Sorted in the order given by the team.

**Men's Team Sprint / Vitesse par équipe hommes
Qualifying / Qualifications
Results / Résultats**

Thu 9 Sep 2021 - Race distance: 3 laps

World Record	41.225 NED - Netherlands	Berlin (GER)	26 FEB 2020
---------------------	--------------------------	--------------	-------------

Rank	Team / Name	Lap 1	Lap 2 Lap 1-2	Time Lap 2-3	Average Speed km/h
1	CAN - Canada 52 DODYK Ryan 56 WAMMES Nick 51 BARRETTE Hugo	18.138 (5)	30.767 (2) 12.629 (1)	43.660 (1) 12.893 (1)	61.842
2	COL - Colombia 65 OCHOA HENAO Juan David 64 MURILLO MINOTA Ruben Dario 68 QUINTERO CHAVARRO Kevin Santiago	18.006 (2)	30.886 (3) 12.880 (3)	43.859 (2) 12.973 (2)	61.561
3	POL - Poland 120 MILEK Mateusz 122 ROCHNA Daniel 121 RAJKOWSKI Patryk	18.088 (4)	30.919 (4) 12.831 (2)	44.043 (3) 13.124 (3)	61.304
4	CZE - Czech Republic 81 TOPINKA Dominik 80 BOHUSLAVEK Matej 82 WAGNER Robin	17.404 (1)	30.718 (1) 13.314 (5)	44.710 (4) 13.992 (5)	60.389
5	MAS - Malaysia 99 MASRI Amar Danial 102 SAHROM Muhammad Ridwan 96 AHMAD NAZERI Ahmad Safwan	18.189 (6)	31.176 (5) 12.987 (4)	45.787 (5) 14.611 (9)	58.969
6	IND - India 95 SINGH Y Rojit 92 ESOW Esow 94 LAITONJAM Ronaldo	18.055 (3)	31.627 (6) 13.572 (6)	45.982 (6) 14.355 (7)	58.719
7	MEX - Mexico 107 MALO VILLALOBOS Ridley 110 RUIZ TERAN Juan Carlos 106 CONTRERAS TORRES Francisco Javier	18.305 (7)	32.012 (7) 13.707 (7)	46.132 (7) 14.120 (6)	58.528
8	ECU - Ecuador 84 BONE NAZARENO Francisco Miguel 86 PACHECO Pablo 85 GUTIERREZ PIANDA Cristian	18.908 (8)	32.986 (8) 14.078 (8)	47.574 (8) 14.588 (8)	56.754
9	UKR - Ukraine 39 YAKOVLEV Mykyta 38 HANZIN Andrii 131 DANYLCHUK Bohdan	20.664 (9)	35.013 (9) 14.349 (9)	48.899 (9) 13.886 (4)	55.216

Progression rule:

Fastest 8 teams qualify for the first round.

Communiqué approved by the Secretary of the Commissaires Panel:

Note:

Riders are presented in their starting order.

9-12 September 2021

Men's Team Sprint / Vitesse par équipe hommes
Qualifying / Qualifications
Race Analysis / Analyse de la course

Heat 1				Heat 2				
Distance	CAN - Canada		Lap Time	Lap	Distance	ECU - Ecuador		Lap Time
	Time	Rank				Time	Rank	
125m	11.173	4			125m	11.767	8	
250m	18.138	5	18.138	1	250m	18.908	8	18.908
375m	24.500	4			375m	25.869	8	
500m	30.767	2	12.629	2	500m	32.986	8	14.078
625m	37.143	1			625m	40.133	8	
750m	43.660	1	12.893	3	750m	47.574	8	14.588

Heat 3				Heat 4				
Distance	MEX - Mexico		Lap Time	Lap	Distance	MAS - Malaysia		Lap Time
	Time	Rank				Time	Rank	
125m	11.367	7			125m	11.310	6	
250m	18.305	7	18.305	1	250m	18.189	6	18.189
375m	25.125	7			375m	24.697	5	
500m	32.012	7	13.707	2	500m	31.176	5	12.987
625m	38.892	7			625m	38.389	5	
750m	46.132	7	14.120	3	750m	45.787	5	14.611

Heat 5				Heat 6				
Distance	COL - Colombia		Lap Time	Lap	Distance	CZE - Czech Republic		Lap Time
	Time	Rank				Time	Rank	
125m	11.160	2			125m	10.713	1	
250m	18.006	2	18.006	1	250m	17.404	1	17.404
375m	24.371	2			375m	24.063	1	
500m	30.886	3	12.880	2	500m	30.718	1	13.314
625m	37.334	2			625m	37.546	4	
750m	43.859	2	12.973	3	750m	44.710	4	13.992

Heat 7				Heat 8				
Distance	IND - India		Lap Time	Lap	Distance	POL - Poland		Lap Time
	Time	Rank				Time	Rank	
125m	11.164	3			125m	11.208	5	
250m	18.055	3	18.055	1	250m	18.088	4	18.088
375m	24.908	6			375m	24.485	3	
500m	31.627	6	13.572	2	500m	30.919	4	12.831
625m	38.810	6			625m	37.457	3	
750m	45.982	6	14.355	3	750m	44.043	3	13.124

Heat 9				
Distance	UKR - Ukraine		Lap Time	Lap
	Time	Rank		
125m	12.748	9		
250m	20.664	9	20.664	1
375m	27.921	9		
500m	35.013	9	14.349	2
625m	41.857	9		
750m	48.899	9	13.886	3

Communiqué approved by the Secretary of the Commissaires Panel:

**Men's Team Sprint / Vitesse par équipe hommes
Qualifying / Qualifications
Start List / Liste de départ**

Thu 9 Sep 2021 - Race distance: 3 laps

World Record	41.225 NED - Netherlands	Berlin (GER)	26 FEB 2020
---------------------	--------------------------	--------------	-------------

Heat	Race Number	Team / Name	Time
1		CAN - Canada	_____
	52	DODYK Ryan	
	56	WAMMES Nick	
	51	BARRETTE Hugo	
2		ECU - Ecuador	_____
	84	BONE NAZARENO Francisco Miguel	
	86	PACHECO Pablo	
	85	GUTIERREZ PIANDA Cristian	
3		MEX - Mexico	_____
	107	MALO VILLALOBOS Ridley	
	110	RUIZ TERAN Juan Carlos	
	106	CONTRERAS TORRES Francisco Javier	
4		MAS - Malaysia	_____
	99	MASRI Amar Danial	
	102	SAHROM Muhammad Ridwan	
	96	AHMAD NAZERI Ahmad Safwan	
5		COL - Colombia	_____
	65	OCHOA HENAO Juan David	
	64	MURILLO MINOTA Ruben Dario	
	68	QUINTERO CHAVARRO Kevin Santiago	
6		CZE - Czech Republic	_____
	81	TOPINKA Dominik	
	80	BOHUSLAVEK Matej	
	82	WAGNER Robin	
7		IND - India	_____
	95	SINGH Y Rojit	
	92	ESOW Esow	
	94	LAITONJAM Ronaldo	

9-12 September 2021

Communiqué no. 17

Men's Team Sprint / Vitesse par équipe hommes
Qualifying / Qualifications
Start List / Liste de départ

Thu 9 Sep 2021 - Race distance: 3 laps

Heat	Race Number	Team / Name	Time
8		POL - Poland	_____
	120	MILEK Mateusz	
	122	ROCHNA Daniel	
	121	RAJKOWSKI Patryk	
9		UKR - Ukraine	_____
	131	DANYLCHUK Bohdan	
	39	YAKOVLEV Mykyta	
	38	HANZIN Andrii	

Progression rule:

Fastest 8 teams qualify for the first round.

Communiqué approved by the Secretary of the Commissaires Panel:

.....

Note:

The composition of the teams may be subject to change up to 30 minutes before the start of the race. Sorted in the order given by the team.

Men's Sprint / Vitesse hommes
World Cup Standings / Classement coupe du monde

As of SUN 12 SEP 2021

Event No 1	Hong Kong (HKG)	13-16 MAY 2021
Event No 2	Saint Petersburg (RUS)	8-11 JUL 2021
Event No 3	Cali (COL)	9-12 SEP 2021

Rank	Name	Team Code	Event No 1	Event No 2	Event No 3	Total Points
1	QUINTERO CHAVARRO Kevin Santiago	COL		800.0	720.0	1520.0
2	RAMIREZ MORALES Santiago	COL		480.0	520.0	1000.0
3	LENDEL Vasilijus	LTU	304.0	520.0		824.0
4	PAUL Nicholas	TTO			800.0	800.0
5	NITTA Yudai	JPN	800.0			800.0
6	IAKOVLEV Mikhail	RUS		720.0		720.0
7	WAKIMOTO Yuta	JPN	720.0			720.0
8	HELAL Rayan	FRA			640.0	640.0
9	DERACHE Tom	FRA		640.0		640.0
10	FUKAYA Tomohiro	DSR	640.0			640.0
11	WAMMES Nick	CAN			600.0	600.0
12	SZALONTAY Sandor	HUN		600.0		600.0
13	MATSUI Koyu	RKD	600.0			600.0
14	SAHROM Muhammad Ridwan	MAS	208.0		360.0	568.0
15	VIGIER Sebastien	FRA			560.0	560.0
16	HOHNE Anton	GER		560.0		560.0
17	NAKANO Shinji	DSR	560.0			560.0
18	MOHD ZONIS Muhammad Fadhil	SDF	520.0			520.0
19	RAJKOWSKI Patryk	POL			480.0	480.0
20	ANGSUTHASAWIT Jai	THA	480.0			480.0
21	LAITONJAM Ronaldo	IND		160.0	304.0	464.0
22	JONAUSKAS Svajunas	LTU	256.0	208.0		464.0
23	DANYLCHUK Bohdan	UKR	160.0	128.0	160.0	448.0
24	ROCHNA Daniel	POL			440.0	440.0
25	NESTEROV Dmitry	MCT		440.0		440.0
26	LAW Tsz Chun	HKG	440.0			440.0
27	DODYK Ryan	CAN			400.0	400.0
28	CALEYRON Quentin	FRA		400.0		400.0
29	YAMASAKI Kento	RKD	400.0			400.0
30	BURLAKOV Danila	RUS		360.0		360.0
31	PERALTA Juan	ESP	360.0			360.0
32	MASRI Amar Danial	MAS	144.0		208.0	352.0
33	ESOW Esow	IND		112.0	232.0	344.0
34	WAGNER Robin	CZE			328.0	328.0
35	ROSTOV Pavel	MCT		328.0		328.0
36	SHINZAN Kyohei	BGT	328.0			328.0
37	JAGER Julien	GER		304.0		304.0
38	VERDUGO OSUNA Edgar Ismael	MEX			280.0	280.0
39	CHUGAY Andrey	KAZ		280.0		280.0
40	MARTINEZ CHORRO Alejandro	ESP	280.0			280.0
41	BOHUSLAVEK Matej	CZE			256.0	256.0
42	LOVASSY Patrik Romeo	HUN		256.0		256.0
43	ZAITSAU Artsiom	BLR		232.0		232.0
44	TO Cheuk Hei	HKG	232.0			232.0
45	RUIZ TERAN Juan Carlos	MEX			192.0	192.0
46	STOVBETSKYI Dmytro	UKR		192.0		192.0

Men's Sprint / Vitesse hommes
World Cup Standings / Classement coupe du monde

As of SUN 12 SEP 2021

Rank	Name	Team Code	Event No 1	Event No 2	Event No 3	Total Points
47	SZABO Norbert	ROU	192.0			192.0
48	ALEXANDER Quincy	TTO			176.0	176.0
49	BIANCHI Matteo	ITA		176.0		176.0
50	DENYSENKO Vladyslav	UKR	176.0			176.0
51	BONE NAZARENO Francisco Miguel	ECU			144.0	144.0
52	HLOVA Aliaksandr	BLR		144.0		144.0
53	LEANDRO MADRIGAL Nayib	CRC			128.0	128.0
54	MOHAMED YUSOFF Mohamed Elyas	SIN	128.0			128.0
55	PACHECO Pablo	ECU			112.0	112.0
56	SAFAROV Alexandr	NCT		96.0		96.0

Men's Sprint / Vitesse hommes
Final Classification / Classement final
Sun 12 Sep 2021

Rank	Race Number	Name	Team Code	Race 1	Race 2	Decider
			200m Time:	10.196	9.845	
			Average Speed km/h:	70.616	73.134	
Final For Gold						
GOLD	1	130 PAUL Nicholas	TTO	Winner	Winner	
SILVER	2	68 QUINTERO CHAVARRO Kevin Santiago	COL	+0.125	+0.516	
			200m Time:	10.054	10.035	
			Average Speed km/h:	71.613	71.749	
Final For Bronze						
BRONZE	3	87 HELAL Rayan	FRA	Winner	Winner	
	4	56 WAMMES Nick	CAN	+0.043	+0.891	
Did not qualify for Semifinals						
	5	88 VIGIER Sebastien	FRA			
	6	69 RAMIREZ MORALES Santiago	COL			
	7	121 RAJKOWSKI Patryk	POL			
	8	122 ROCHNA Daniel	POL			
Did not qualify for Quarterfinals						
	9	52 DODYK Ryan	CAN			
	10	102 SAHROM Muhammad Ridwan	MAS			
	11	82 WAGNER Robin	CZE			
	12	94 LAITONJAM Ronaldo	IND			
	13	111 VERDUGO OSUNA Edgar Ismael	MEX			
	14	80 BOHUSLAVEK Matej	CZE			
	15	92 ESOW Esow	IND			
	16	99 MASRI Amar Danial	MAS			
Did not qualify for 1/8 Finals						
	17	110 RUIZ TERAN Juan Carlos	MEX		REL	
	18	128 ALEXANDER Quincy	TTO			
	19	131 DANYLCHUK Bohdan	UKR			
	20	84 BONE NAZARENO Francisco Miguel	ECU			
	21	78 LEANDRO MADRIGAL Nayib	CRC			
	22	86 PACHECO Pablo	ECU			

 Communiqué approved by the Secretary of the Commissaires Panel:

LEGEND
REL Relegated

**Men's Sprint / Vitesse hommes
Finals / Finales
Start List / Liste de départ**

Sun 12 Sep 2021 - Race distance: 3 laps

Race Number	Name	Team Code	Race 1	Race 2	Decider
For Bronze					
		200m Time:			
		Average Speed km/h:			
87	HELAL Rayan	FRA			
56	w WAMMES Nick	CAN			
For Gold					
		200m Time:			
		Average Speed km/h:			
130	PAUL Nicholas	TTO			
68	QUINTERO CHAVARRO Kevin Santiago	COL			

Communiqué approved by the Secretary of the Commissaires Panel:

.....

LEGEND
w Warning

**Men's Sprint / Vitesse hommes
Semifinals / Demi-finales
Results / Résultats**

Sun 12 Sep 2021 - Race distance: 3 laps

Rank	Race Number	Name	Team Code	Race 1	Race 2	Decider
			200m Time:	10.003	10.247	
			Average Speed km/h:	71.978	70.264	
Heat 1						
1	130	PAUL Nicholas	TTO	Winner	Winner	
2	87	HELAL Rayan	FRA	+0.186	+2.539	
			200m Time:	10.115	10.230	10.496
			Average Speed km/h:	71.181	70.381	68.598
Heat 2						
1	68	QUINTERO CHAVARRO Kevin Santiago	COL	+0.047	Winner	Winner
2	56	WAMMES Nick	CAN	Winner	+0.165	+0.004

Progression rule:

The winners race for the gold and silver medals. The losers race for the bronze medal.

No 56 WAMMES Nick (CAN)

Warning for not holding their line during the final sprint.

Avertissement pour avoir quitté sa ligne pendant le sprint final.

Communiqué approved by the Secretary of the Commissaires Panel:

.....

**Men's Sprint / Vitesse hommes
Semifinals / Demi-finales
Start List / Liste de départ**

Sun 12 Sep 2021 - Race distance: 3 laps

Race Number	Name	Team Code	Race 1	Race 2	Decider
Heat 1					
			200m Time:		
			Average Speed km/h:		
130	PAUL Nicholas	TTO			
87	HELAL Rayan	FRA			
Heat 2					
			200m Time:		
			Average Speed km/h:		
56	WAMMES Nick	CAN			
68	QUINTERO CHAVARRO Kevin Santiago	COL			

Progression rule:

The winners race for the gold and silver medals. The losers race for the bronze medal.

Communiqué approved by the Secretary of the Commissaires Panel:

.....

9-12 September 2021

Communiqué no. 31

Men's Sprint / Vitesse hommes
Quarterfinals / Quart de finales
Results / Résultats

Sun 12 Sep 2021 - Race distance: 3 laps

Rank	Race Number	Name	Team Code	Race 1	Race 2	Decider
			200m Time:	10.745	10.930	
			Average Speed km/h:	67.008	65.874	
Heat 1						
1	130	PAUL Nicholas	TTO	Winner	Winner	
2	122	ROCHNA Daniel	POL	+0.193	+0.177	
			200m Time:	10.308	10.312	
			Average Speed km/h:	69.849	69.822	
Heat 2						
1	56	WAMMES Nick	CAN	Winner	Winner	
2	121	RAJKOWSKI Patryk	POL	+0.150	+0.045	
			200m Time:	10.245	10.345	10.683
			Average Speed km/h:	70.278	69.599	67.397
Heat 3						
1	68	QUINTERO CHAVARRO Kevin Santiago	COL	+0.119	Winner	Winner
2	69	RAMIREZ MORALES Santiago	COL	Winner	+0.057	+1.538
			200m Time:	10.155	10.416	
			Average Speed km/h:	70.901	69.124	
Heat 4						
1	87	HELAL Rayan	FRA	Winner	Winner	
2	88	VIGIER Sebastien	FRA	+0.202	+0.116	

Progression rule:

The winner of each heat qualifies to the Semifinals.

Communiqué approved by the Secretary of the Commissaires Panel:

**Men's Sprint / Vitesse hommes
Quarterfinals / Quart de finales
Start List / Liste de départ**

Sun 12 Sep 2021 - Race distance: 3 laps

Race Number	Name	Team Code	Race 1	Race 2	Decider
Heat 1					
			200m Time:		
			Average Speed km/h:		
130	PAUL Nicholas	TTO			
122	ROCHNA Daniel	POL			
Heat 2					
			200m Time:		
			Average Speed km/h:		
56	WAMMES Nick	CAN			
121	RAJKOWSKI Patryk	POL			
Heat 3					
			200m Time:		
			Average Speed km/h:		
68	QUINTERO CHAVARRO Kevin Santiago	COL			
69	RAMIREZ MORALES Santiago	COL			
Heat 4					
			200m Time:		
			Average Speed km/h:		
87	HELAL Rayan	FRA			
88	VIGIER Sebastien	FRA			

Progression rule:

The winner of each heat qualifies to the Semifinals.

Communiqué approved by the Secretary of the Commissaires Panel:

.....

**Men's Sprint / Vitesse hommes
1/8 Finals / 1/8 de finale
Results / Résultats**

Sun 12 Sep 2021 - Race distance: 3 laps

Rank	Race Number	Name	Team Code	
				200m Time: 10.449
				Average Speed km/h: 68.906
Heat 1				
1	130	PAUL Nicholas	TTO	Winner
2	99	MASRI Amar Danial	MAS	+0.299
				200m Time: 10.380
				Average Speed km/h: 69.364
Heat 2				
1	56	WAMMES Nick	CAN	Winner
2	92	ESOW Esow	IND	+3.494
				200m Time: 10.587
				Average Speed km/h: 68.008
Heat 3				
1	68	QUINTERO CHAVARRO Kevin Santiago	COL	Winner
2	80	BOHUSLAVEK Matej	CZE	+0.442
				200m Time: 10.474
				Average Speed km/h: 68.742
Heat 4				
1	87	HELAL Rayan	FRA	Winner
2	111	VERDUGO OSUNA Edgar Ismael	MEX	+0.071
				200m Time: 10.375
				Average Speed km/h: 69.398
Heat 5				
1	88	VIGIER Sebastien	FRA	Winner
2	94	LAITONJAM Ronaldo	IND	+0.085
				200m Time: 10.290
				Average Speed km/h: 69.971
Heat 6				
1	69	RAMIREZ MORALES Santiago	COL	Winner
2	82	WAGNER Robin	CZE	+0.128
				200m Time: 10.391
				Average Speed km/h: 69.291
Heat 7				
1	121	RAJKOWSKI Patryk	POL	Winner
2	102	SAHROM Muhammad Ridwan	MAS	+0.132
				200m Time: 10.398
				Average Speed km/h: 69.244
Heat 8				
1	122	ROCHNA Daniel	POL	Winner
2	52	DODYK Ryan	CAN	+0.078

Progression rule:

The winner of each heat qualifies to the Quarterfinals.

**Men's Sprint / Vitesse hommes
1/8 Finals / 1/8 de finale
Results / Résultats****Sun 12 Sep 2021 - Race distance: 3 laps**

Rank	Race Number	Name	Team Code
-------------	------------------------	-------------	----------------------

Communiqué approved by the Secretary of the Commissaires Panel:
.....**Note:**
The average speed is taken over the last 200m.

**Men's Sprint / Vitesse hommes
1/8 Finals / 1/8 de finale
Start List / Liste de départ**

Sun 12 Sep 2021 - Race distance: 3 laps

Race Number	Name	Team Code
Heat 1		
		200m Time:
		Average Speed km/h:
130	PAUL Nicholas	TTO
99	MASRI Amar Danial	MAS
Heat 2		
		200m Time:
		Average Speed km/h:
56	WAMMES Nick	CAN
92	ESOW Esow	IND
Heat 3		
		200m Time:
		Average Speed km/h:
68	QUINTERO CHAVARRO Kevin Santiago	COL
80 w	BOHUSLAVEK Matej	CZE
Heat 4		
		200m Time:
		Average Speed km/h:
87	HELAL Rayan	FRA
111	VERDUGO OSUNA Edgar Ismael	MEX
Heat 5		
		200m Time:
		Average Speed km/h:
88	VIGIER Sebastien	FRA
94	LAITONJAM Ronaldo	IND
Heat 6		
		200m Time:
		Average Speed km/h:
69	RAMIREZ MORALES Santiago	COL
82	WAGNER Robin	CZE
Heat 7		
		200m Time:
		Average Speed km/h:
121	RAJKOWSKI Patryk	POL
102	SAHROM Muhammad Ridwan	MAS
Heat 8		
		200m Time:
		Average Speed km/h:
122	ROCHNA Daniel	POL
52	DODYK Ryan	CAN

Progression rule:

The winner of each heat qualifies to the Quarterfinals.

Communiqué approved by the Secretary of the Commissaires Panel:

.....

LEGEND

w Warning

9-12 September 2021

Communiqué no. 27

Men's Sprint / Vitesse hommes
1/16 Finals / 1/16 de finale
Results / Résultats

Sun 12 Sep 2021 - Race distance: 3 laps

Rank	Race Number	Name	Team Code	
				200m Time: 10.657
				Average Speed km/h: 67.561
Heat 1				
1	82	WAGNER Robin	CZE	Winner
2	86	PACHECO Pablo	ECU	+0.699
				200m Time: 10.492
				Average Speed km/h: 68.624
Heat 2				
1	94	LAITONJAM Ronaldo	IND	Winner
2	78	LEANDRO MADRIGAL Nayib	CRC	+0.334
				200m Time: 10.712
				Average Speed km/h: 67.214
Heat 3				
1	111	VERDUGO OSUNA Edgar Ismael	MEX	Winner
2	84	BONE NAZARENO Francisco Miguel	ECU	+0.011
				200m Time: 10.947
				Average Speed km/h: 65.771
Heat 4				
1	80	BOHUSLAVEK Matej	CZE	Winner
2	131	DANYLCHUK Bohdan	UKR	+0.050
				200m Time: 10.920
				Average Speed km/h: 65.934
Heat 5				
1	92	ESOW Esow	IND	Winner
2	128	ALEXANDER Quincy	TTO	+0.048
				200m Time: 10.752
				Average Speed km/h: 66.964
Heat 6				
1	99	MASRI Amar Danial	MAS	Winner
2	110	RUIZ TERAN Juan Carlos	MEX	REL

Progression rule:

The winner of each heat qualifies to the 1/8 Finals.

No 80 BOHUSLAVEK Matej (CZE)

Warning for not holding their line during the final sprint.

Avertissement pour avoir quitté sa ligne pendant le sprint final.

No 110 RUIZ TERAN Juan Carlos (MEX)

Relegation for entering the sprinter's lane when the opponent was already there.

Déclassement pour être entré dans le couloir des sprinters alors que son adversaire s'y trouvait déjà.

**Men's Sprint / Vitesse hommes
1/16 Finals / 1/16 de finale
Results / Résultats**

Sun 12 Sep 2021 - Race distance: 3 laps

Rank	Race Number	Name	Team Code
------	-------------	------	-----------

Communiqué approved by the Secretary of the Commissaires Panel:

.....

Note:

The average speed is taken over the last 200m.

LEGEND**REL** Relegated

**Men's Sprint / Vitesse hommes
1/16 Finals / 1/16 de finale
Start List / Liste de départ**

Sun 12 Sep 2021 - Race distance: 3 laps

Race Number	Name	Team Code
Heat 1		
		200m Time:
		Average Speed km/h:
82	WAGNER Robin	CZE
86	PACHECO Pablo	ECU
Heat 2		
		200m Time:
		Average Speed km/h:
94	LAITONJAM Ronaldo	IND
78	LEANDRO MADRIGAL Nayib	CRC
Heat 3		
		200m Time:
		Average Speed km/h:
111	VERDUGO OSUNA Edgar Ismael	MEX
84	BONE NAZARENO Francisco Miguel	ECU
Heat 4		
		200m Time:
		Average Speed km/h:
80	BOHUSLAVEK Matej	CZE
131	DANYLCHUK Bohdan	UKR
Heat 5		
		200m Time:
		Average Speed km/h:
92	ESOW Esow	IND
128	ALEXANDER Quincy	TTO
Heat 6		
		200m Time:
		Average Speed km/h:
99	MASRI Amar Danial	MAS
110	RUIZ TERAN Juan Carlos	MEX

Progression rule:

The winner of each heat qualifies to the 1/8 Finals.

Communiqué approved by the Secretary of the Commissaires Panel:

.....

9-12 September 2021

Communiqué no. 25

Men's Sprint / Vitesse hommes

Qualifying / Qualifications

Results / Résultats

Sun 12 Sep 2021 - Race distance: 200m flying start (3.5 laps)

World Record	9.100 NICHOLAS Paul	TTO Cochabamba (BOL)	4 SEP 2019
--------------	---------------------	----------------------	------------

Rank	Race Number	Name	Team Code	100m	Time 100-200	Average Speed km/h
1	130	PAUL Nicholas	TTO	4.802 (1)	9.660 4.858 (1)	74.534
2	56	WAMMES Nick	CAN	4.908 (4)	9.792 4.884 (2)	73.529
3	68	QUINTERO CHAVARRO Kevin Santiago	COL	4.882 (2)	9.811 4.929 (3)	73.387
4	87	HELAL Rayan	FRA	4.892 (3)	9.858 4.966 (5)	73.037
5	88	VIGIER Sebastien	FRA	4.916 (6)	9.876 4.960 (4)	72.904
6	69	RAMIREZ MORALES Santiago	COL	4.910 (5)	9.879 4.969 (6)	72.882
7	121	RAJKOWSKI Patryk	POL	4.939 (7)	9.930 4.991 (7)	72.508
8	122	ROCHNA Daniel	POL	4.953 (8)	9.981 5.028 (8)	72.137
9	52	DODYK Ryan	CAN	4.958 (9)	9.991 5.033 (9)	72.065
10	102	SAHROM Muhammad Ridwan	MAS	5.001 (10)	10.102 5.101 (11)	71.273
11	82	WAGNER Robin	CZE	5.025 (11)	10.116 5.091 (10)	71.174
12	94	LAITONJAM Ronaldo	IND	5.036 (12)	10.212 5.176 (14)	70.505
13	111	VERDUGO OSUNA Edgar Ismael	MEX	5.076 (16)	10.235 5.159 (12)	70.347
14	80	BOHUSLAVEK Matej	CZE	5.075 (15)	10.248 5.173 (13)	70.258
15	92	ESOW Esow	IND	5.063 (13)	10.286 5.223 (15)	69.998
16	99	MASRI Amar Danial	MAS	5.072 (14)	10.297 5.225 (16)	69.923
17	110	RUIZ TERAN Juan Carlos	MEX	5.154 (17)	10.389 5.235 (17)	69.304
18	128	ALEXANDER Quincy	TTO	5.215 (18)	10.450 5.235 (17)	68.900
19	131	DANYLCHUK Bohdan	UKR	5.256 (19)	10.625 5.369 (20)	67.765
20	84	BONE NAZARENO Francisco Miguel	ECU	5.344 (21)	10.693 5.349 (19)	67.334
21	78	LEANDRO MADRIGAL Nayib	CRC	5.331 (20)	10.757 5.426 (21)	66.933
22	86	PACHECO Pablo	ECU	5.449 (22)	11.029 5.580 (22)	65.282

www.tissotwatches.com
www.uci.org

Timing and Results provided by


Report Created SUN 12 SEP 2021 9:29

Page 1/2

Title Partner

Main Partners

Institutional Partners



**Men's Sprint / Vitesse hommes
Qualifying / Qualifications
Results / Résultats****Sun 12 Sep 2021 - Race distance: 200m flying start (3.5 laps)**

Rank	Race Number	Name	Team Code	100m	Time 100-200	Average Speed km/h
------	-------------	------	-----------	------	--------------	--------------------

Progression rule:

Top 10 riders qualify for 1/8 Finals. 11th to 22th places qualify for 1/16 Finals.

Communiqué approved by the Secretary of the Commissaires Panel:

**Men's Sprint / Vitesse hommes
Qualifying / Qualifications
Start List / Liste de départ**

Sun 12 Sep 2021 - Race distance: 200m flying start (3.5 laps)

World Record	9.100 NICHOLAS Paul	TTO Cochabamba (BOL)	4 SEP 2019
---------------------	---------------------	----------------------	------------

Order	Race Number	Name	Team Code	Time
1	128	ALEXANDER Quincy	TTO	_____
2	87	HELAL Rayan	FRA	_____
3	84	BONE NAZARENO Francisco Miguel	ECU	_____
4	82	WAGNER Robin	CZE	_____
5	99	MASRI Amar Danial	MAS	_____
6	88	VIGIER Sebastien	FRA	_____
7	102	SAHROM Muhammad Ridwan	MAS	_____
8	94	LAITONJAM Ronaldo	IND	_____
9	86	PACHECO Pablo	ECU	_____
10	80	BOHUSLAVEK Matej	CZE	_____
11	121	RAJKOWSKI Patryk	POL	_____
12	56	WAMMES Nick	CAN	_____
13	131	DANYLCHUK Bohdan	UKR	_____
14	78	LEANDRO MADRIGAL Nayib	CRC	_____
15	52	DODYK Ryan	CAN	_____
16	122	ROCHNA Daniel	POL	_____
17	92	ESOW Esow	IND	_____
18	111	VERDUGO OSUNA Edgar Ismael	MEX	_____
19	130	PAUL Nicholas	TTO	_____
20	110	RUIZ TERAN Juan Carlos	MEX	_____
21	69	RAMIREZ MORALES Santiago	COL	_____
22	68	QUINTERO CHAVARRO Kevin Santiago	COL	_____

Progression rule:

Top 10 riders qualify for 1/8 Finals. 11th to 22th places qualify for 1/16 Finals.

Communiqué approved by the Secretary of the Commissaires Panel:

Men's Keirin / Keirin hommes
World Cup Standings / Classement coupe du monde

As of SAT 11 SEP 2021

Event No 1	Hong Kong (HKG)	13-16 MAY 2021
Event No 2	Saint Petersburg (RUS)	8-11 JUL 2021
Event No 3	Cali (COL)	9-12 SEP 2021

Rank	Name	Team Code	Event No 1	Event No 2	Event No 3	Total Points
1	QUINTERO CHAVARRO Kevin Santiago	COL		560.0	720.0	1280.0
2	LENDEL Vasilijus	LTU	520.0	720.0		1240.0
3	RAMIREZ MORALES Santiago	COL		400.0	640.0	1040.0
4	ESOW Esow	IND		600.0	440.0	1040.0
5	PAUL Nicholas	TTO			800.0	800.0
6	DERACHE Tom	FRA		800.0		800.0
7	MOHD ZONIS Muhammad Fadhil	SDF	800.0			800.0
8	WAKIMOTO Yuta	JPN	720.0			720.0
9	JONAUSKAS Svajunas	LTU	400.0	304.0		704.0
10	EILERS Joachim	GER		640.0		640.0
11	NITTA Yudai	JPN	640.0			640.0
12	BARRETTE Hugo	CAN			600.0	600.0
13	ANGSUTHASAWIT Jai	THA	600.0			600.0
14	DODYK Ryan	CAN			560.0	560.0
15	YAMASAKI Kento	RKD	560.0			560.0
16	SAHROM Muhammad Ridwan	MAS	280.0		280.0	560.0
17	ROCHNA Daniel	POL			520.0	520.0
18	JURCZYK Marc	GER		520.0		520.0
19	DANYLCHUK Bohdan	UKR	192.0		328.0	520.0
20	AHMAD NAZERI Ahmad Safwan	MAS	328.0		192.0	520.0
21	HELAL Rayan	FRA			480.0	480.0
22	CALEYRON Quentin	FRA		480.0		480.0
23	MATSUI Koyu	RKD	480.0			480.0
24	CHUGAY Andrey	KAZ		440.0		440.0
25	MARTINEZ CHORRO Alejandro	ESP	440.0			440.0
26	DENYSENKO Vladyslav	UKR	280.0	128.0		408.0
27	RAJKOWSKI Patryk	POL			400.0	400.0
28	VIGIER Sebastien	FRA			360.0	360.0
29	ROSTOV Pavel	MCT		360.0		360.0
30	TO Cheuk Hei	HKG	360.0			360.0
31	IAKOVLEV Mikhail	RUS		328.0		328.0
32	WAGNER Robin	CZE			304.0	304.0
33	OBARA Yuta	DSR	304.0			304.0
34	BIANCHI Matteo	ITA		280.0		280.0
34	BONE NAZARENO Francisco Miguel	ECU			280.0	280.0
34	CANELON VERA Hersony Gadiel	VEN			280.0	280.0
34	RUIZ TERAN Juan Carlos	MEX			280.0	280.0
34	SHURSHIN Nikita	RUS		280.0		280.0
34	SZALONTAY Sandor	HUN		280.0		280.0
34	ZAITSAU Artsiom	BLR		280.0		280.0
41	LAITONJAM Ronaldo	IND		128.0	128.0	256.0
42	MOHAMED YUSOFF Mohamed Elyas	SIN	232.0			232.0
42	NAKANO Shinji	DSR	232.0			232.0
44	JIMENEZ ELIZONDO Ekain	ESP	192.0			192.0
45	BRAMBLE Keron	TTO			192.0	192.0
45	DUBCHENKO Aleksandr	MCT		192.0		192.0

Men's Keirin / Keirin hommes
World Cup Standings / Classement coupe du monde

As of SAT 11 SEP 2021

Rank	Name	Team Code	Event No 1	Event No 2	Event No 3	Total Points
45	LEANDRO MADRIGAL Nayib	CRC			192.0	192.0
45	NOVIK Uladzislau	BLR		192.0		192.0
45	SAFAROV Alexandr	NCT		192.0		192.0
45	STOVBETSKYI Dmytro	UKR		192.0		192.0
45	VERDUGO OSUNA Edgar Ismael	MEX			192.0	192.0
52	LAW Tsz Chun	HKG	160.0			160.0
52	SHINZAN Kyohei	BGT	160.0			160.0
54	LOVASSY Patrik Romeo	HUN		128.0		128.0
55	BOHUSLAVEK Matej	CZE			128.0	128.0
55	GUTIERREZ PIANDA Cristian	ECU			128.0	128.0

Men's Keirin / Keirin hommes
Final Classification / Classement final
Sat 11 Sep 2021 - Race distance: 6 laps

Rank	Race Number	Name	Team Code	Time Behind
------	-------------	------	-----------	-------------

Final 1-6

 200m Time: 10.452
 Average Speed: 68.886km/h

GOLD	130	PAUL Nicholas	TTO	
SILVER	68	QUINTERO CHAVARRO Kevin Santiago	COL	+0.003
BRONZE	69	RAMIREZ MORALES Santiago	COL	+0.087
4	51	BARRETTE Hugo	CAN	+0.107
5	52	DODYK Ryan	CAN	+0.785
6	122	ROCHNA Daniel	POL	+0.827

Final 7-12

 200m Time: 10.651
 Average Speed: 67.599km/h

7	87	HELAL Rayan	FRA	
8	92	ESOW Esow	IND	+0.117
9	121	RAJKOWSKI Patryk	POL	+0.121
10	88	VIGIER Sebastien	FRA	+0.315
11	131	DANYLCHUK Bohdan	UKR	+0.426
12	82	WAGNER Robin	CZE	+0.615

Did not qualify from Repechages

13	84	BONE NAZARENO Francisco Miguel	ECU
13	102	SAHROM Muhammad Ridwan	MAS
13	110	RUIZ TERAN Juan Carlos	MEX
13	132	CANELON VERA Hersony Gadiel	VEN
17	78	LEANDRO MADRIGAL Nayib	CRC
17	96	AHMAD NAZERI Ahmad Safwan	MAS
17	111	VERDUGO OSUNA Edgar Ismael	MEX
17	129	BRAMBLE Keron	TTO
21	80	BOHUSLAVEK Matej	CZE
21	85	GUTIERREZ PIANDA Cristian	ECU
21	94	LAITONJAM Ronaldo	IND

No 92 ESOW Esow (IND)

Warning for entering the sprinter's lane when the opponent was already there.

Avertissement pour être entré dans le couloir des sprinters alors que son adversaire s'y trouvait déjà.

Communiqué approved by the Secretary of the Commissaires Panel:

Men's Keirin / Keirin hommes
Finals / Finales
Start List / Liste de départ

Sat 11 Sep 2021 - Race distance: 6 laps

Race Number	Name	Team Code
Final 7-12		
82	WAGNER Robin	CZE
87	HELAL Rayan	FRA
88	VIGIER Sebastien	FRA
92	ESOW Esow	IND
121	RAJKOWSKI Patryk	POL
131	DANYLCHUK Bohdan	UKR
Final 1-6		
51	BARRETTE Hugo	CAN
52	DODYK Ryan	CAN
68	QUINTERO CHAVARRO Kevin Santiago	COL
69 w	RAMIREZ MORALES Santiago	COL
122	ROCHNA Daniel	POL
130	PAUL Nicholas	TTO

Communiqué approved by the Secretary of the Commissaires Panel:

.....

LEGEND

w Warning

**Men's Keirin / Keirin hommes
Second Round / Deuxième tour
Results / Résultats**

Sat 11 Sep 2021 - Race distance: 6 laps

Rank	Race Number	Name	Team Code	Time Behind
Heat 1				
200m Time: 10.502 Average Speed: 68.558km/h				
1	130	PAUL Nicholas	TTO	
2	122	ROCHNA Daniel	POL	+0.077
3	52	DODYK Ryan	CAN	+0.130
4	87	HELAL Rayan	FRA	+2.366
5	88	VIGIER Sebastien	FRA	REL
6	92	ESOW Esow	IND	DNF
Heat 2				
200m Time: 10.417 Average Speed: 69.118km/h				
1	51	BARRETTE Hugo	CAN	
2	69	RAMIREZ MORALES Santiago	COL	+0.041
3	68	QUINTERO CHAVARRO Kevin Santiago	COL	+0.159
4	82	WAGNER Robin	CZE	+0.400
5	121	RAJKOWSKI Patryk	POL	+0.524
6	131	DANYLCHUK Bohdan	UKR	+0.676

Progression rule:

The first three riders in each heat qualify to Final 1-6, all other riders advance to Final 7-12.

No 88 VIGIER Sebastien (FRA)

Relegation for dangerous riding during the race.
Déclassement pour manoeuvre dangereuse au cours de l'épreuve.

No 69 RAMIREZ MORALES Santiago (COL)

Warning for moving down towards the inside of the track and forcing another competitor off the track.
Avertissement pour s'être rabattu à la corde obligeant ainsi son adversaire à sortir de la piste.

Communiqué approved by the Secretary of the Commissaires Panel:

.....

LEGEND

DNF Did Not Finish **REL** Relegated

**Men's Keirin / Keirin hommes
Second Round / Deuxième tour
Start List / Liste de départ**

Sat 11 Sep 2021 - Race distance: 6 laps

Race Number	Name	Team Code
Heat 1		
52	DODYK Ryan	CAN
87	HELAL Rayan	FRA
88	VIGIER Sebastien	FRA
92	ESOW Esow	IND
122	ROCHNA Daniel	POL
130	PAUL Nicholas	TTO
Heat 2		
51	BARRETTE Hugo	CAN
68	QUINTERO CHAVARRO Kevin Santiago	COL
69	RAMIREZ MORALES Santiago	COL
82	WAGNER Robin	CZE
121	RAJKOWSKI Patryk	POL
131	DANYLCHUK Bohdan	UKR

Progression rule:

The first three riders in each heat qualify to Final 1-6, all other riders advance to Final 7-12.

Communiqué approved by the Secretary of the Commissaires Panel:

.....

**Men's Keirin / Keirin hommes
First Round Repechage / Repêchage premier tour
Results / Résultats**

Sat 11 Sep 2021 - Race distance: 6 laps

Rank	Race Number	Name	Team Code	Time Behind
Heat 1				
200m Time: 10.093 Average Speed: 71.337km/h				
1	88	VIGIER Sebastien	FRA	
2	84	BONE NAZARENO Francisco Miguel	ECU	+0.590
3	111	VERDUGO OSUNA Edgar Ismael	MEX	+0.598
4	94	LAITONJAM Ronaldo	IND	+1.639
Heat 2				
200m Time: 9.969 Average Speed: 72.224km/h				
1	69	RAMIREZ MORALES Santiago	COL	
2	132	CANELON VERA Hersony Gadiel	VEN	
3	78	LEANDRO MADRIGAL Nayib	CRC	+0.892
4	80	BOHUSLAVEK Matej	CZE	+1.146
Heat 3				
200m Time: 10.726 Average Speed: 67.127km/h				
1	82	WAGNER Robin	CZE	
2	102	SAHROM Muhammad Ridwan	MAS	
3	129	BRAMBLE Keron	TTO	+0.142
4	85	GUTIERREZ PIANDA Cristian	ECU	+1.444
Heat 4				
200m Time: 10.680 Average Speed: 67.416km/h				
1	52	DODYK Ryan	CAN	
2	110	RUIZ TERAN Juan Carlos	MEX	+0.278
3	96	AHMAD NAZERI Ahmad Safwan	MAS	+0.278

Progression rule:

The first rider in each heat qualify to 2nd Round.

Communiqué approved by the Secretary of the Commissaires Panel:

.....

Men's Keirin / Keirin hommes
First Round Repechage / Repêchage premier tour
Start List / Liste de départ

Sat 11 Sep 2021 - Race distance: 6 laps

Race Number	Name	Team Code
Heat 1		
84	BONE NAZARENO Francisco Miguel	ECU
88	VIGIER Sebastien	FRA
94	LAITONJAM Ronaldo	IND
111	VERDUGO OSUNA Edgar Ismael	MEX
Heat 2		
69	RAMIREZ MORALES Santiago	COL
78	LEANDRO MADRIGAL Nayib	CRC
80 w	BOHUSLAVEK Matej	CZE
132	CANELON VERA Hersony Gadiel	VEN
Heat 3		
82	WAGNER Robin	CZE
85	GUTIERREZ PIANDA Cristian	ECU
102	SAHROM Muhammad Ridwan	MAS
129	BRAMBLE Keron	TTO
Heat 4		
52	DODYK Ryan	CAN
96	AHMAD NAZERI Ahmad Safwan	MAS
110	RUIZ TERAN Juan Carlos	MEX

Progression rule:

The first rider in each heat qualify to 2nd Round.

Communiqué approved by the Secretary of the Commissaires Panel:

.....

LEGEND

w Warning

**Men's Keirin / Keirin hommes
First Round / Premier tour
Results / Résultats**
Sat 11 Sep 2021 - Race distance: 6 laps

Rank	Race Number	Name	Team Code	Time Behind
200m Time: 10.105 Average Speed: 71.252km/h				
Heat 1				
1	130	PAUL Nicholas	TTO	
2	68	QUINTERO CHAVARRO Kevin Santiago	COL	+0.023
3	111	VERDUGO OSUNA Edgar Ismael	MEX	+0.569
4	80	BOHUSLAVEK Matej	CZE	REL
	52	DODYK Ryan	CAN	DNF
	85	GUTIERREZ PIANDA Cristian	ECU	DNF
200m Time: 10.205 Average Speed: 70.554km/h				
Heat 2				
1	51	BARRETTE Hugo	CAN	
2	87	HELAL Rayan	FRA	+0.119
3	69	RAMIREZ MORALES Santiago	COL	+0.120
4	102	SAHROM Muhammad Ridwan	MAS	+0.804
5	78	LEANDRO MADRIGAL Nayib	CRC	+1.371
6	94	LAITONJAM Ronaldo	IND	+22.628
200m Time: 10.403 Average Speed: 69.211km/h				
Heat 3				
1	121	RAJKOWSKI Patryk	POL	
2	92	ESOW Esow	IND	+0.222
3	129	BRAMBLE Keron	TTO	+0.720
4	132	CANELON VERA Hersony Gadiel	VEN	+0.747
5	84	BONE NAZARENO Francisco Miguel	ECU	+1.286
200m Time: 10.767 Average Speed: 66.871km/h				
Heat 4				
1	122	ROCHNA Daniel	POL	
2	131	DANYLCHUK Bohdan	UKR	
3	110	RUIZ TERAN Juan Carlos	MEX	+0.172
4	88	VIGIER Sebastien	FRA	+0.186
5	96	AHMAD NAZERI Ahmad Safwan	MAS	+0.358
6	82	WAGNER Robin	CZE	+20.263

Progression rule:

The first two riders in each heat qualify to the Second round, all other riders advance to the repechages.

No 80 BOHUSLAVEK Matej (CZE)

 Relegation for entering the sprinter's lane when the opponent was already there.
 Déclassement pour être entré dans le couloir des sprinters alors que son adversaire s'y trouvait déjà.

No 80 BOHUSLAVEK Matej (CZE)

 Warning for entering the sprinter's lane when the opponent was already there.
 Avertissement pour être entré dans le couloir des sprinters alors que son adversaire s'y trouvait déjà.

**Men's Keirin / Keirin hommes
First Round / Premier tour
Results / Résultats**

Sat 11 Sep 2021 - Race distance: 6 laps

Rank	Race Number	Name	Team Code	Time Behind
------	-------------	------	-----------	-------------

Communiqué approved by the Secretary of the Commissaires Panel:
.....**LEGEND****DNF** Did Not Finish **REL** Relegated

**Men's Keirin / Keirin hommes
First Round / Premier tour
Start List / Liste de départ**
Sat 11 Sep 2021 - Race distance: 6 laps

Race Number	Name	Team Code
Heat 1		
52	DODYK Ryan	CAN
68	QUINTERO CHAVARRO Kevin Santiago	COL
80	BOHUSLAVEK Matej	CZE
85	GUTIERREZ PIANDA Cristian	ECU
111	VERDUGO OSUNA Edgar Ismael	MEX
130	PAUL Nicholas	TTO
Heat 2		
51	BARRETTE Hugo	CAN
69	RAMIREZ MORALES Santiago	COL
78	LEANDRO MADRIGAL Nayib	CRC
87	HELAL Rayan	FRA
94	LAITONJAM Ronaldo	IND
102	SAHROM Muhammad Ridwan	MAS
Heat 3		
84	BONE NAZARENO Francisco Miguel	ECU
92	ESOW Esow	IND
121	RAJKOWSKI Patryk	POL
129	BRAMBLE Keron	TTO
132	CANELON VERA Hersony Gadiel	VEN
Heat 4		
82	WAGNER Robin	CZE
88	VIGIER Sebastien	FRA
96	AHMAD NAZERI Ahmad Safwan	MAS
110	RUIZ TERAN Juan Carlos	MEX
122	ROCHNA Daniel	POL
131	DANYLCHUK Bohdan	UKR

Progression rule:

The first two riders in each heat qualify to the Second round, all other riders advance to the repechages.

Communiqué approved by the Secretary of the Commissaires Panel:

Men's Team Pursuit / Poursuite par équipe hommes
World Cup Standings / Classement coupe du monde

As of THU 9 SEP 2021

Event No 1	Hong Kong (HKG)	13-16 MAY 2021
Event No 2	Saint Petersburg (RUS)	8-11 JUL 2021
Event No 3	Cali (COL)	9-12 SEP 2021

Rank	Name	Team Code	Event No 1	Event No 2	Event No 3	Total Points
1	RUSSIAN FEDERATION			1600.0		1600.0
2	COLOMBIA	COL			1600.0	1600.0
3	GERMANY	GER	1600.0			1600.0
4	ITALY	ITA		1440.0		1440.0
5	CANADA	CAN			1440.0	1440.0
6	DENMARK	DEN	1440.0			1440.0
7	MEXICO	MEX			1280.0	1280.0
8	JAPAN	JPN	1280.0			1280.0
9	SWITZERLAND	SUI		1200.0		1200.0
10	MALAYSIA	MAS			1200.0	1200.0
11	BELARUS	BLR		1120.0		1120.0
12	UKRAINE	UKR		1040.0		1040.0

Men's Team Pursuit / Poursuite par équipe hommes
Final Classification / Classement final
Thu 9 Sep 2021

World Record	3:42.032	ITA - Italy	Tokyo (JPN)	4 AUG 2021
---------------------	----------	-------------	-------------	------------

Rank	Team / Name	1000m	2000m 1000-2000	3000m 2000-3000	Time 3000-4000	Average Speed km/h
Final for Gold						
GOLD	1 COL - Colombia	1:05.050 (2)	2:02.401 (1)	3:00.977 (1)	4:00.457	59.886
	18 ARANGO CARVAJAL Juan Esteban		57.351 (1)	58.576 (1)	59.480 (1)	
	63 GOMEZ PENALOZA Bryan Steve (X)					
	67 PARRA ARIAS Jordan Arley					
	70 ZAPATA UNAS Alex Juan Pablo					
SILVER	2 CAN - Canada	1:04.962 (1)	2:02.576 (2)	3:02.315 (2)	OVL	
	12 FOLEY Michael		57.614 (2)	59.739 (2)		
	13 KINNIBURGH Jackson					
	53 GUILLEMETTE Mathias (X)					
	55 RICHARDSON Sean					
	54 OGRODNICZUK Ethan (R)					
Final for Bronze						
BRONZE	3 MEX - Mexico	1:07.464 (2)	2:08.300 (2)	3:10.478 (1)	4:14.910	56.491
	30 PENA SALAS Ricardo		1:00.836 (1)	1:02.178 (1)	1:04.432 (1)	
	105 AGUIRRE GARZA Tomas					
	108 MARTINEZ HUERTA Jorge					
	109 MUNIZ VAZQUEZ Jose (X)					
	4 MAS - Malaysia	1:06.727 (1)	2:07.792 (1)	3:11.250 (2)	4:16.828	56.069
	26 ABD RAUF Muhammad Ibni Hissham		1:01.065 (2)	1:03.458 (2)	1:05.578 (2)	
	27 ZAINAL Zulhelmi					
	97 ALIYAS Abdul Azim					
	101 NOR Muhammad Hakimi (X)					
	98 HAZEMAN Muhammad Amir Farhan (R)					

Communiqué approved by the Secretary of the Commissaires Panel:

LEGEND	OVL Overlapped	R Replaced	X Rider pulled out before the finish
---------------	-----------------------	-------------------	---

9-12 September 2021

**Men's Team Pursuit / Poursuite par équipe hommes
Finals / Finales
Race Analysis / Analyse de la course**

GOLD

CAN - Canada				Lap	COL - Colombia			
Distance	Time	Rank	Lap Time		Distance	Time	Rank	Lap Time
125m	14.030	2			125m	13.586	1	
250m	22.252	2	22.252	1	250m	21.421	1	21.421
375m	29.681	2			375m	28.886	1	
500m	36.785	2	14.533	2	500m	36.089	1	14.668
625m	43.758	2			625m	43.295	1	
750m	50.819	2	14.034	3	750m	50.500	1	14.411
875m	57.863	2			875m	57.813	1	
1000m	1:04.962	1	14.143	4	1000m	1:05.050	2	14.550
1125m	1:12.037	1			1125m	1:12.321	2	
1250m	1:19.272	1	14.310	5	1250m	1:19.616	2	14.566
1375m	1:26.457	1			1375m	1:27.023	2	
1500m	1:33.697	1	14.425	6	1500m	1:34.063	2	14.447
1625m	1:40.900	1			1625m	1:41.213	2	
1750m	1:48.219	2	14.522	7	1750m	1:48.190	1	14.127
1875m	1:55.371	1			1875m	1:55.394	2	
2000m	2:02.576	2	14.357	8	2000m	2:02.401	1	14.211
2125m	2:09.930	2			2125m	2:09.592	1	
2250m	2:17.177	2	14.601	9	2250m	2:16.715	1	14.314
2375m	2:24.327	2			2375m	2:23.943	1	
2500m	2:31.776	2	14.599	10	2500m	2:31.135	1	14.420
2625m	2:39.159	2			2625m	2:38.640	1	
2750m	2:46.655	2	14.879	11	2750m	2:45.965	1	14.830
2875m	2:54.372	2			2875m	2:53.598	1	
3000m	3:02.315	2	15.660	12	3000m	3:00.977	1	15.012
3125m	3:10.496	2			3125m	3:08.340	1	
3250m	3:18.954	2	16.639	13	3250m	3:15.648	1	14.671
3375m	3:27.574	2			3375m	3:23.196	1	
3500m	3:36.269	2	17.315	14	3500m	3:30.503	1	14.855
3625m	3:44.780	2			3625m	3:37.989	1	
3750m	3:53.891	2	17.622	15	3750m	3:45.423	1	14.920
3875m	OVL				3875m	3:52.999	1	
4000m				16	4000m	4:00.457	1	15.034

9-12 September 2021

**Men's Team Pursuit / Poursuite par équipe hommes
Finals / Finales
Race Analysis / Analyse de la course**

BRONZE

MEX - Mexico				Lap	MAS - Malaysia			
Distance	Time	Rank	Lap Time		Distance	Time	Rank	Lap Time
125m	13.960	1			125m	14.028	2	
250m	22.120	2	22.120	1	250m	21.789	1	21.789
375m	29.948	2			375m	29.337	1	
500m	37.401	2	15.281	2	500m	36.728	1	14.939
625m	44.991	2			625m	44.294	1	
750m	52.343	2	14.942	3	750m	51.708	1	14.980
875m	59.931	2			875m	59.239	1	
1000m	1:07.464	2	15.121	4	1000m	1:06.727	1	15.019
1125m	1:15.280	2			1125m	1:14.231	1	
1250m	1:22.779	2	15.315	5	1250m	1:21.706	1	14.979
1375m	1:30.384	2			1375m	1:29.435	1	
1500m	1:38.014	2	15.235	6	1500m	1:37.105	1	15.399
1625m	1:45.732	2			1625m	1:44.857	1	
1750m	1:53.165	2	15.151	7	1750m	1:52.440	1	15.335
1875m	2:00.611	2			1875m	2:00.212	1	
2000m	2:08.300	2	15.135	8	2000m	2:07.792	1	15.352
2125m	2:16.188	2			2125m	2:15.505	1	
2250m	2:23.727	2	15.427	9	2250m	2:23.182	1	15.390
2375m	2:31.230	2			2375m	2:31.163	1	
2500m	2:38.952	1	15.225	10	2500m	2:39.205	2	16.023
2625m	2:46.817	1			2625m	2:47.062	2	
2750m	2:54.744	1	15.792	11	2750m	2:55.133	2	15.928
2875m	3:02.595	1			2875m	3:03.317	2	
3000m	3:10.478	1	15.734	12	3000m	3:11.250	2	16.117
3125m	3:18.625	1			3125m	3:19.232	2	
3250m	3:26.856	1	16.378	13	3250m	3:27.467	2	16.217
3375m	3:34.845	1			3375m	3:35.512	2	
3500m	3:42.837	1	15.981	14	3500m	3:43.773	2	16.306
3625m	3:50.888	1			3625m	3:51.919	2	
3750m	3:59.073	1	16.236	15	3750m	4:00.197	2	16.424
3875m	4:06.919	1			3875m	4:08.386	2	
4000m	4:14.910	3	15.837	16	4000m	4:16.828	4	16.631

Communiqué approved by the Secretary of the Commissaires Panel:

LEGEND
OVL Overlapped

**Men's Team Pursuit / Poursuite par équipe hommes
Finals / Finales
Start List / Liste de départ**

Thu 9 Sep 2021 - Race distance: 4km

World Record	3:42.032 ITA - Italy	Tokyo (JPN)	4 AUG 2021
---------------------	----------------------	-------------	------------

Heat	Race Number	Team / Name	Time	
FOR BRONZE		MEX - Mexico	_____	
	30	PENA SALAS Ricardo		
	105	AGUIRRE GARZA Tomas		
	108	MARTINEZ HUERTA Jorge		
	109	MUNIZ VAZQUEZ Jose		
		MAS - Malaysia	_____	
	26	ABD RAUF Muhammad Ibni Hissham		
	27	ZAINAL Zulhelmi		
	97	ALIYAS Abdul Azim		
	98	HAIZEMAN Muhammad Amir Farhan		
	FOR GOLD		CAN - Canada	_____
		12	FOLEY Michael	
13		KINNIBURGH Jackson		
53		GUILLEMETTE Mathias		
55		RICHARDSON Sean		
		w COL - Colombia	_____	
18		ARANGO CARVAJAL Juan Esteban		
63		GOMEZ PENALOZA Bryan Steve		
67		PARRA ARIAS Jordan Arley		
70		ZAPATA UNAS Alex Juan Pablo		

Communiqué approved by the Secretary of the Commissaires Panel:

.....

Note:

The composition of the teams may be subject to change up to 30 minutes before the start of the race.

LEGEND

w Warning

9-12 September 2021
Communiqué no. 50

**Men's Team Pursuit / Poursuite par équipe hommes
First Round / Premier tour
Results / Résultats**

Thu 9 Sep 2021 - Race distance: 4km

World Record	3:42.032 ITA - Italy	Tokyo (JPN)	4 AUG 2021
---------------------	----------------------	-------------	------------

Heat	Rank	Team / Name	1000m	2000m 1000-2000	3000m 2000-3000	Time 3000-4000	Average Speed km/h	
3	1	COL - Colombia	1:06.449 (2)	2:04.566 (1)	3:03.513 (1)		QG	
		18 ARANGO CARVAJAL Juan Esteban		58.117 (1)	58.947 (1)			
			63 GOMEZ PENALOZA Bryan Steve					
			67 PARRA ARIAS Jordan Arley					
			70 ZAPATA UNAS Alex Juan Pablo					
		2	MEX - Mexico	1:06.105 (1)	2:05.821 (2)	3:06.707 (2)	4:10.359	57.517
			30 PENA SALAS Ricardo		59.716 (2)	1:00.886 (2)	1:03.652 (1)	
			105 AGUIRRE GARZA Tomas					
			108 MARTINEZ HUERTA Jorge					
			109 MUNIZ VAZQUEZ Jose					
4	1	CAN - Canada	1:04.985 (1)	2:02.187 (1)			QG	
			12 FOLEY Michael (X)		57.202 (1)			
			13 KINNIBURGH Jackson					
			53 GUILLEMETTE Mathias					
			55 RICHARDSON Sean					
			54 OGRODNICZUK Ethan (R)					
		2	MAS - Malaysia	1:07.426 (2)	2:08.067 (2)			OVL
			26 ABD RAUF Muhammad Ibni Hissham		1:00.641 (2)			
			27 ZAINAL Zulhelmi					
			97 ALIYAS Abdul Azim					
		98 HAIZEMAN Muhammad Amir Farhan						

Progression rule:

The winners of heats 3 and 4 in the First round ride the final for the gold and silver medals.
The remaining two teams will be ranked by their times in the First round and will be paired as follows:
The two fastest teams ride the final for the bronze medal.

COL - COLOMBIA

Warning for failure to obey commissaires instructions
Avertissement pour avoir ignoré les instructions des commissaires

Communiqué approved by the Secretary of the Commissaires Panel:

LEGEND

OVL Overlapped **QG** Qualified for Gold **R** Replaced **X** Rider pulled out before the finish

9-12 September 2021

**Men's Team Pursuit / Poursuite par équipe hommes
First Round / Premier tour
Race Analysis / Analyse de la course**

Heat 3

COL - Colombia				Lap	MEX - Mexico			
Distance	Time	Rank	Lap Time		Distance	Time	Rank	Lap Time
125m	13.959	2			125m	13.797	1	
250m	22.112	2	22.112	1	250m	21.752	1	21.752
375m	29.753	2			375m	29.642	1	
500m	37.146	2	15.034	2	500m	36.997	1	15.245
625m	44.597	2			625m	44.100	1	
750m	51.855	2	14.709	3	750m	51.411	1	14.414
875m	59.178	2			875m	58.674	1	
1000m	1:06.449	2	14.594	4	1000m	1:06.105	1	14.694
1125m	1:13.921	2			1125m	1:13.511	1	
1250m	1:21.152	2	14.703	5	1250m	1:20.752	1	14.647
1375m	1:28.432	2			1375m	1:28.197	1	
1500m	1:35.732	2	14.580	6	1500m	1:35.610	1	14.858
1625m	1:43.090	1			1625m	1:43.155	2	
1750m	1:50.268	1	14.536	7	1750m	1:50.624	2	15.014
1875m	1:57.445	1			1875m	1:58.297	2	
2000m	2:04.566	1	14.298	8	2000m	2:05.821	2	15.197
2125m	2:11.844	1			2125m	2:13.477	2	
2250m	2:19.096	1	14.530	9	2250m	2:20.832	2	15.011
2375m	2:26.488	1			2375m	2:28.181	2	
2500m	2:33.950	1	14.854	10	2500m	2:35.786	2	14.954
2625m	2:41.268	1			2625m	2:43.520	2	
2750m	2:48.725	1	14.775	11	2750m	2:51.154	2	15.368
2875m	2:56.135	1			2875m	2:58.987	2	
3000m	3:03.513	1	14.788	12	3000m	3:06.707	2	15.553
3125m	3:11.029	1			3125m	3:14.444	2	
3250m	3:18.373	1	14.860	13	3250m	3:21.963	2	15.256
3375m	3:25.600	1			3375m	3:29.427	2	
3500m	3:32.658	1	14.285	14	3500m	3:37.179	2	15.216
3625m	3:39.738	1			3625m	3:45.168	2	
3750m	3:46.727	1	14.069	15	3750m	3:52.971	2	15.792
3875m					3875m	4:01.122	1	
4000m				16	4000m	4:10.359	2	17.388

9-12 September 2021

**Men's Team Pursuit / Poursuite par équipe hommes
First Round / Premier tour
Race Analysis / Analyse de la course**

Heat 4

CAN - Canada				Lap	MAS - Malaysia			
Distance	Time	Rank	Lap Time		Distance	Time	Rank	Lap Time
125m	14.031	1			125m	14.120	2	
250m	22.310	2	22.310	1	250m	22.173	1	22.173
375m	29.818	2			375m	29.735	1	
500m	36.950	1	14.640	2	500m	37.201	2	15.028
625m	43.909	1			625m	44.800	2	
750m	50.967	1	14.017	3	750m	52.323	2	15.122
875m	57.952	1			875m	59.810	2	
1000m	1:04.985	1	14.018	4	1000m	1:07.426	2	15.103
1125m	1:12.058	1			1125m	1:14.848	2	
1250m	1:19.390	1	14.405	5	1250m	1:22.445	2	15.019
1375m	1:26.558	1			1375m	1:30.017	2	
1500m	1:33.688	1	14.298	6	1500m	1:37.569	2	15.124
1625m	1:40.837	1			1625m	1:45.155	2	
1750m	1:48.050	1	14.362	7	1750m	1:52.649	2	15.080
1875m	1:55.114	1			1875m	2:00.376	2	
2000m	2:02.187	1	14.137	8	2000m	2:08.067	2	15.418
2125m	2:09.369	1			2125m	2:15.881	2	
2250m	2:16.442	1	14.255	9	2250m	2:23.584	2	15.517
2375m	2:25.591	1			2375m	2:32.291	2	
2500m				10	2500m	2:43.106	1	19.522
2625m					2625m	2:55.876	1	
2750m				11	2750m	3:10.843	1	27.737
2875m					2875m	3:28.605	1	
3000m				12	3000m	OVL		
3125m					3125m			
3250m				13	3250m			
3375m					3375m			
3500m				14	3500m			
3625m					3625m			
3750m				15	3750m			
3875m					3875m			
4000m				16	4000m			

Communiqué approved by the Secretary of the Commissaires Panel:

LEGEND
OVL Overlapped

9-12 September 2021

Communiqué no. 49 Rectificatif 1

Men's Team Pursuit / Poursuite par équipe hommes
First Round / Premier tour
Start List / Liste de départ

Thu 9 Sep 2021 - Race distance: 4km

World Record	3:42.032 ITA - Italy	Tokyo (JPN)	4 AUG 2021
---------------------	----------------------	-------------	------------

Heat	Race Number	Team / Name	Time
3		w COL - Colombia	_____
	18	ARANGO CARVAJAL Juan Esteban	
	63	GOMEZ PENALOZA Bryan Steve	
	67	PARRA ARIAS Jordan Arley	
	70	ZAPATA UNAS Alex Juan Pablo	
		MEX - Mexico	_____
	30	PENA SALAS Ricardo	
	109	MUNIZ VAZQUEZ Jose	
	105	AGUIRRE GARZA Tomas	
	108	MARTINEZ HUERTA Jorge	
4		CAN - Canada	_____
	53	GUILLEMETTE Mathias	
	12	FOLEY Michael	
	13	KINNIBURGH Jackson	
	55	RICHARDSON Sean	
		MAS - Malaysia	_____
	27	ZAINAL Zulhelmi	
	98	HAIZEMAN Muhammad Amir Farhan	
	26	ABD RAUF Muhammad Ibni Hissham	
	97	ALIYAS Abdul Azim	

Progression rule:

The winners of heats 3 and 4 in the First round ride the final for the gold and silver medals.
 The remaining two teams will be ranked by their times in the First round and will be paired as follows:
 The two fastest teams ride the final for the bronze medal.

Communiqué approved by the Secretary of the Commissaires Panel:

.....

Note:

The composition of the teams may be subject to change up to 30 minutes before the start of the race.

LEGEND

w Warning

9-12 September 2021
Communiqué no. 48

**Men's Team Pursuit / Poursuite par équipe hommes
Qualifying / Qualifications
Results / Résultats**

Thu 9 Sep 2021 - Race distance: 4km

World Record	3:42.032 ITA - Italy	Tokyo (JPN)	4 AUG 2021
---------------------	----------------------	-------------	------------

Rank	Team / Name	1000m	2000m 1000-2000	3000m 2000-3000	Time 3000-4000	Average Speed km/h
1	CAN - Canada	1:04.762 (1)	2:03.072 (1)	3:00.936 (1)	4:00.747	59.814
	12 FOLEY Michael		58.310 (1)	57.864 (1)	59.811 (2)	
	13 KINNIBURGH Jackson					
	54 OGRODNICZUK Ethan (X)					
	55 RICHARDSON Sean					
2	COL - Colombia	1:06.938 (3)	2:05.965 (3)	3:04.167 (2)	4:02.038	59.495
	18 ARANGO CARVAJAL Juan Esteban		59.027 (2)	58.202 (2)	57.871 (1)	
	63 GOMEZ PENALOZA Bryan Steve					
	67 PARRA ARIAS Jordan Arley					
	70 ZAPATA UNAS Alex Juan Pablo					
3	MEX - Mexico	1:07.372 (4)	2:07.925 (4)	3:09.296 (3)	4:11.977	57.148
	30 PENA SALAS Ricardo		1:00.553 (4)	1:01.371 (3)	1:02.681 (3)	
	105 AGUIRRE GARZA Tomas					
	108 MARTINEZ HUERTA Jorge (X)					
	109 MUNIZ VAZQUEZ Jose					
4	MAS - Malaysia	1:05.208 (2)	2:05.249 (2)	3:09.925 (4)	4:21.948	54.973
	26 ABD RAUF Muhammad Ibni Hissham		1:00.041 (3)	1:04.676 (4)	1:12.023 (4)	
	27 ZAINAL Zulhelmi (X)					
	97 ALIYAS Abdul Azim					
	98 HAIZEMAN Muhammad Amir Farhan					

Progression rule:

The four teams recording the best times in the qualifying round will be matched in the First round as follows:

The 2nd fastest team against the 3rd fastest team.

The fastest team against the 4th fastest team.

Communiqué approved by the Secretary of the Commissaires Panel:

LEGEND

X Rider pulled out before the finish

9-12 September 2021

Men's Team Pursuit / Poursuite par équipe hommes
Qualifying / Qualifications
Race Analysis / Analyse de la course

Heat 1				Heat 2				
Distance	MAS - Malaysia Time	Rank	Lap Time	Lap	Distance	COL - Colombia Time	Rank	Lap Time
125m	13.699	1			125m	13.842	2	
250m	21.335	1	21.335	1	250m	21.952	3	21.952
375m	28.621	1			375m	29.677	3	
500m	35.912	1	14.577	2	500m	37.149	3	15.197
625m	43.104	1			625m	44.711	3	
750m	50.398	1	14.486	3	750m	52.083	3	14.934
875m	57.882	2			875m	59.583	3	
1000m	1:05.208	2	14.810	4	1000m	1:06.938	3	14.855
1125m	1:12.499	2			1125m	1:14.589	3	
1250m	1:19.948	2	14.740	5	1250m	1:21.970	3	15.032
1375m	1:27.302	2			1375m	1:29.441	3	
1500m	1:34.683	2	14.735	6	1500m	1:36.849	3	14.879
1625m	1:42.155	2			1625m	1:44.493	3	
1750m	1:49.791	2	15.108	7	1750m	1:51.708	3	14.859
1875m	1:57.572	2			1875m	1:58.872	3	
2000m	2:05.249	2	15.458	8	2000m	2:05.965	3	14.257
2125m	2:13.124	2			2125m	2:13.148	3	
2250m	2:20.932	3	15.683	9	2250m	2:20.253	2	14.288
2375m	2:28.940	3			2375m	2:27.466	2	
2500m	2:36.843	3	15.911	10	2500m	2:34.749	2	14.496
2625m	2:44.899	3			2625m	2:42.056	2	
2750m	2:53.167	3	16.324	11	2750m	2:49.551	2	14.802
2875m	3:01.586	4			2875m	2:56.870	2	
3000m	3:09.925	4	16.758	12	3000m	3:04.167	2	14.616
3125m	3:18.052	4			3125m	3:11.540	2	
3250m	3:26.500	4	16.575	13	3250m	3:18.923	2	14.756
3375m	3:35.399	4			3375m	3:26.058	2	
3500m	3:44.358	4	17.858	14	3500m	3:33.017	2	14.094
3625m	3:53.488	4			3625m	3:40.025	2	
3750m	4:02.741	4	18.383	15	3750m	3:47.167	2	14.150
3875m	4:12.301	4			3875m	3:54.511	2	
4000m	4:21.948	4	19.207	16	4000m	4:02.038	2	14.871

9-12 September 2021

**Men's Team Pursuit / Poursuite par équipe hommes
Qualifying / Qualifications
Race Analysis / Analyse de la course**

Heat 3				Heat 4				
Distance	MEX - Mexico		Lap Time	Lap	Distance	CAN - Canada		Lap Time
	Time	Rank				Time	Rank	
125m	14.140	4			125m	13.864	3	
250m	22.153	4	22.153	1	250m	21.839	2	21.839
375m	29.950	4			375m	29.200	2	
500m	37.292	4	15.139	2	500m	36.255	2	14.416
625m	44.805	4			625m	43.369	2	
750m	52.205	4	14.913	3	750m	50.416	2	14.161
875m	59.829	4			875m	57.571	1	
1000m	1:07.372	4	15.167	4	1000m	1:04.762	1	14.346
1125m	1:15.060	4			1125m	1:12.092	1	
1250m	1:22.565	4	15.193	5	1250m	1:19.316	1	14.554
1375m	1:30.268	4			1375m	1:26.571	1	
1500m	1:37.677	4	15.112	6	1500m	1:33.774	1	14.458
1625m	1:45.194	4			1625m	1:41.179	1	
1750m	1:52.615	4	14.938	7	1750m	1:48.518	1	14.744
1875m	2:00.351	4			1875m	1:55.839	1	
2000m	2:07.925	4	15.310	8	2000m	2:03.072	1	14.554
2125m	2:15.792	4			2125m	2:10.432	1	
2250m	2:23.368	4	15.443	9	2250m	2:17.599	1	14.527
2375m	2:31.201	4			2375m	2:24.756	1	
2500m	2:38.635	4	15.267	10	2500m	2:31.861	1	14.262
2625m	2:46.273	4			2625m	2:39.130	1	
2750m	2:53.697	4	15.062	11	2750m	2:46.402	1	14.541
2875m	3:01.485	3			2875m	2:53.679	1	
3000m	3:09.296	3	15.599	12	3000m	3:00.936	1	14.534
3125m	3:17.467	3			3125m	3:08.251	1	
3250m	3:25.292	3	15.996	13	3250m	3:15.800	1	14.864
3375m	3:33.328	3			3375m	3:23.190	1	
3500m	3:41.032	3	15.740	14	3500m	3:30.695	1	14.895
3625m	3:48.910	3			3625m	3:38.352	1	
3750m	3:56.581	3	15.549	15	3750m	3:45.804	1	15.109
3875m	4:04.231	3			3875m	3:53.252	1	
4000m	4:11.977	3	15.396	16	4000m	4:00.747	1	14.943

Communiqué approved by the Secretary of the Commissaires Panel:

9-12 September 2021
Communiqué no. 47 Rectificatif 1

Men's Team Pursuit / Poursuite par équipe hommes
Qualifying / Qualifications
Start List / Liste de départ

Thu 9 Sep 2021 - Race distance: 4km

World Record	3:42.032 ITA - Italy	Tokyo (JPN)	4 AUG 2021
---------------------	----------------------	-------------	------------

Heat	Race Number	Team / Name	Time
1		MAS - Malaysia	_____
	27	ZAINAL Zulhelmi	
	98	HAIZEMAN Muhammad Amir Farhan	
	26	ABD RAUF Muhammad Ibni Hissham	
	97	ALIYAS Abdul Azim	
2		COL - Colombia	_____
	18	ARANGO CARVAJAL Juan Esteban	
	63	GOMEZ PENALOZA Bryan Steve	
	67	PARRA ARIAS Jordan Arley	
	70	ZAPATA UNAS Alex Juan Pablo	
3		MEX - Mexico	_____
	105	AGUIRRE GARZA Tomas	
	109	MUNIZ VAZQUEZ Jose	
	30	PENA SALAS Ricardo	
	108	MARTINEZ HUERTA Jorge	
4		CAN - Canada	_____
	54	OGRODNICZUK Ethan	
	12	FOLEY Michael	
	13	KINNIBURGH Jackson	
	55	RICHARDSON Sean	

Progression rule:

The four teams recording the best times in the qualifying round will be matched in the First round as follows:

The 2nd fastest team against the 3rd fastest team.

The fastest team against the 4th fastest team.

Communiqué approved by the Secretary of the Commissaires Panel:

.....

Note:

The composition of the teams may be subject to change up to 30 minutes before the start of the race.

Men's Omnium / Omnium hommes
World Cup Standings / Classement coupe du monde

As of SUN 12 SEP 2021

Event No 1	Hong Kong (HKG)	13-16 MAY 2021
Event No 2	Saint Petersburg (RUS)	8-11 JUL 2021
Event No 3	Cali (COL)	9-12 SEP 2021

Rank	Name	Team Code	Event No 1	Event No 2	Event No 3	Total Points
1	KARALIOK Yauheni	BLR	720.0	800.0		1520.0
2	CRISTA Daniel	ROU		400.0	800.0	1200.0
3	HASHIMOTO Eiya	JPN	800.0			800.0
4	ARANGO CARVAJAL Juan E.	COL			720.0	720.0
5	LEITAO Iuri	POR		720.0		720.0
6	ARRIAGADA PIZARRO Cristian	CHI			640.0	640.0
7	IMHOF Claudio	SUI		640.0		640.0
8	MALMBERG Matias	DEN	640.0			640.0
9	FOLEY Michael	CAN			600.0	600.0
10	SYRITSA Gleb	RUS		600.0		600.0
11	REINHARDT Theo	GER	600.0			600.0
12	PENA SALAS Ricardo	MEX			560.0	560.0
13	DONEGA Matteo	ITA		560.0		560.0
14	MARTORELL HAGA Erik	ESP	560.0			560.0
15	YAKOVLEV Mykyta	UKR			520.0	520.0
16	VOLIKAKIS Christos	GRE		520.0		520.0
17	GRAF Andreas	AUT	520.0			520.0
18	CAMPBELL Akil	TTO			480.0	480.0
19	LOVASSY Krisztian	HUN		480.0		480.0
20	HRYNIV Vitaliy	UKR	480.0			480.0
21	CROOM John	USA			440.0	440.0
22	ERSHOV Artur	MCT		440.0		440.0
23	SIM Teck Kwang Calvin	SIN	440.0			440.0
24	ZUAZUBISKAR GALLASTEGI I.	EUS			400.0	400.0
25	PULGAR Angel	VEN			360.0	360.0
26	MURPHY Jb	IRL		360.0		360.0
27	REIKDAL STACHERA Samuel H.	BRA			328.0	328.0
28	RUGOVAC Denis	CZE		328.0		328.0
29	EASTMOND Jamol	BAR			304.0	304.0
30	GORDON Kyle	SCT		304.0		304.0
31	ZAINAL Zulhelmi	MAS			280.0	280.0
32	CHALEL Yacine	ALG		280.0		280.0
33	FOMOVSKIY Aleksey	UZB			256.0	256.0
34	MATZNER Stefan	AUT		256.0		256.0
35	MATTHEWS Daniyal	RSA			232.0	232.0
36	VASYLIEV Maksym	UKR		232.0		232.0
37	TURAR Assylkhan	NCT		208.0		208.0
38	LAFARGUE Quentin	FRA		192.0		192.0
39	AZEN Gabiden	KAZ		176.0		176.0

Men's Omnium / Omnium hommes

Final Classification / Classement final

Rank	Race Number	Name	Team Code	Scratch Race 1/4	Tempo Race 2/4	Elimination Race 3/4	Sub Total Points	Points Race 4/4 (100 Laps - 25 Km)											Total Points		
								Sprint Points										Lap Points		Finish Order	
								1	2	3	4	5	6	7	8	9	10	+			-
GOLD	35	CRISTA Daniel	ROU	40 (1)	38 (2)	32 (5)	110 (2)		1	2	5	2	3		5					7	128
SILVER	18	ARANGO CARVAJAL Juan E.	COL	32 (5)	40 (1)	40 (1)	112 (1)	5	2	3	3			3						11	128
BRONZE	16	ARRIAGADA PIZARRO Cristian	CHI	30 (6)	34 (4)	24 (9)	88 (5)		5	5		5			1	1	2	20		4	127
4	12	FOLEY Michael	CAN	38 (2)	30 (6)	36 (3)	104 (4)			1			1	2		3	10			1	121
5	30	PENA SALAS Ricardo	MEX	36 (3)	36 (3)	34 (4)	106 (3)					1	5	1	3					15	116
6	39	YAKOVLEV Mykyta	UKR	28 (7)	28 (7)	26 (8)	82 (6)		3			3					5	20		5	113
7	37	CAMPBELL Akil	TTO	26 (8)	14 (14)	38 (2)	78 (7)	2			1								4		85
8	42	CROOM John	USA	34 (4)	26 (8)	18 (12)	78 (8)				2									14	80
9	23	ZUAZUBISKAR GALLASTEGI I.	EUS	22 (10)	32 (5)	20 (11)	74 (10)							5						6	79
10	49	PULGAR Angel	VEN	24 (9)	24 (9)	30 (6)	78 (9)													8	78
11	9	REIKDAL STACHERA Samuel H.	BRA	20 (11)	20 (11)	28 (7)	68 (11)	1												10	69
12	1	EASTMOND Jamol	BAR	16 (13)	12 (15)	22 (10)	50 (13)													9	50
13	27	ZAINAL Zulhelmi	MAS	18 (12)	18 (12)	16 (13)	52 (12)	3											40	12	15
14	46	FOMOVSKIY Aleksey	UZB	12 (15)	22 (10)	14 (14)	48 (14)						2		2	2	6		60	2	0
15	36	MATTHEWS Danyial	RSA	10 (16)	-30 (16)	12 (15)	-8 (15)												60	13	-68
	5	DENS Tuur	BEL	14 (14)	16 (13)	DNS															DNF
Elapsed Time: 29:55 - Average Speed: 50.138km/h																					

Communiqué approved by the Secretary of the Commissaires Panel:

Note:

Points scale for the first three races: 1st: 40 points, 2nd: 38 points, 3rd: 36 points, etc.

LEGEND

+ Points **-** Points **DNS** Did Not **nn (x)** Points

Men's Omnium / Omnium hommes
Results Progression / Tableau de progression

Rank	Race No.	Name	Team Code	Scratch Race 1\4		Tempo Race 2\4		Elimination Race 3\4		Points Race 4\4		
				Rank	Points	Rank	Points	Rank	Points	Points		
1	35	CRISTA Daniel	ROU	<i>Race result:</i>		1	40	2	38	5	32	18
				<i>Overall:</i>		1	40	1	78	2	110	
2	18	ARANGO CARVAJAL Juan E.	COL	<i>Race result:</i>		5	32	1	40	1	40	16
				<i>Overall:</i>		5	32	2	72	1	112	
3	16	ARRIAGADA PIZARRO Cristian	CHI	<i>Race result:</i>		6	30	4	34	9	24	39
				<i>Overall:</i>		6	30	5	64	5	88	
4	12	FOLEY Michael	CAN	<i>Race result:</i>		2	38	6	30	3	36	17
				<i>Overall:</i>		2	38	4	68	4	104	
5	30	PENA SALAS Ricardo	MEX	<i>Race result:</i>		3	36	3	36	4	34	10
				<i>Overall:</i>		3	36	3	72	3	106	
6	39	YAKOVLEV Mykyta	UKR	<i>Race result:</i>		7	28	7	28	8	26	31
				<i>Overall:</i>		7	28	7	56	6	82	
7	37	CAMPBELL Akil	TTO	<i>Race result:</i>		8	26	14	14	2	38	7
				<i>Overall:</i>		8	26	10	40	7	78	
8	42	CROOM John	USA	<i>Race result:</i>		4	34	8	26	12	18	2
				<i>Overall:</i>		4	34	6	60	8	78	
9	23	ZUAZUBISKAR GALLASTEGI I.	EUS	<i>Race result:</i>		10	22	5	32	11	20	5
				<i>Overall:</i>		10	22	8	54	10	74	
10	49	PULGAR Angel	VEN	<i>Race result:</i>		9	24	9	24	6	30	0
				<i>Overall:</i>		9	24	9	48	9	78	
11	9	REIKDAL STACHERA Samuel H.	BRA	<i>Race result:</i>		11	20	11	20	7	28	1
				<i>Overall:</i>		11	20	11	40	11	68	
12	1	EASTMOND Jamol	BAR	<i>Race result:</i>		13	16	15	12	10	22	0
				<i>Overall:</i>		13	16	15	28	13	50	
13	27	ZAINAL Zulhelmi	MAS	<i>Race result:</i>		12	18	12	18	13	16	-37
				<i>Overall:</i>		12	18	12	36	12	52	
14	46	FOMOVSKIY Aleksey	UZB	<i>Race result:</i>		15	12	10	22	14	14	-48
				<i>Overall:</i>		15	12	13	34	14	48	
15	36	MATTHEWS Daniyal	RSA	<i>Race result:</i>		16	10	16	-30	15	12	-60
				<i>Overall:</i>		16	10	16	-20	15	-8	
	5	DENS Tuur	BEL	<i>Race result:</i>		14	14	13	16	DNS	0	
				<i>Overall:</i>		14	14	14	30		30	

Note:

Points scale for the first three races: 1st: 40 points, 2nd: 38 points, 3rd: 36 points, etc.

LEGEND
DNF Did Not Finish **DNS** Did Not Start **No.** Number

**Men's Omnium / Omnium hommes
Points Race 4\4 / Course aux points 4\4
Start List / Liste de départ**

Sun 12 Sep 2021 - Race distance: 100 laps (25km) with 10 sprints

Race Number	Name	Team Code
At the fence		
18	ARANGO CARVAJAL Juan E.	COL
30	PENA SALAS Ricardo	MEX
16 w	ARRIAGADA PIZARRO Cristian	CHI
37	CAMPBELL Akil	TTO
49	PULGAR Angel	VEN
9	REIKDAL STACHERA Samuel H.	BRA
1	EASTMOND Jamol	BAR
36	MATTHEWS Daniyal	RSA
At the blue band		
35	CRISTA Daniel	ROU
12	FOLEY Michael	CAN
39	YAKOVLEV Mykyta	UKR
42	CROOM John	USA
23	ZUAZUBISKAR GALLASTEGI I.	EUS
27	ZAINAL Zulhelmi	MAS
46	FOMOVSKIY Aleksey	UZB

Communiqué approved by the Secretary of the Commissaires Panel:

.....

LEGEND
w Warning

**Men's Omnium / Omnium hommes
Elimination Race 3\4 / Course par élimination 3\4
Results / Résultats**

Sun 12 Sep 2021

Elapsed time: **7:51**

Average Speed: **51.567km/h**

Rank	Race Number	Name	Team Code	
1	18	ARANGO CARVAJAL Juan E.	COL	
2	37	CAMPBELL Akil	TTO	
3	12	FOLEY Michael	CAN	
4	30	PENA SALAS Ricardo	MEX	
5	35	CRISTA Daniel	ROU	
6	49	PULGAR Angel	VEN	
7	9	REIKDAL STACHERA Samuel H.	BRA	
8	39	YAKOVLEV Mykyta	UKR	
9	16	ARRIAGADA PIZARRO Cristian	CHI	
10	1	EASTMOND Jamol	BAR	
11	23	ZUAZUBISKAR GALLASTEGI I.	EUS	
12	42	CROOM John	USA	
13	27	ZAINAL Zulhelmi	MAS	
14	46	FOMOVSKIY Aleksey	UZB	
15	36	MATTHEWS Daniyal	RSA	
	5	DENS Tuur	BEL	
				DNS

Communiqué approved by the Secretary of the Commissaires Panel:

.....

LEGEND
DNS Did Not Start

Men's Omnium / Omnium hommes
Elimination Race 3\4 / Course par élimination 3\4
Start List / Liste de départ

Sun 12 Sep 2021

Race Number	Name	Team Code
At the fence		
35	CRISTA Daniel	ROU
30	PENA SALAS Ricardo	MEX
16 w	ARRIAGADA PIZARRO Cristian	CHI
39	YAKOVLEV Mykyta	UKR
49	PULGAR Angel	VEN
9	REIKDAL STACHERA Samuel Hauane	BRA
46	FOMOVSKIY Aleksey	UZB
1	EASTMOND Jamol	BAR
At the blue band		
18	ARANGO CARVAJAL Juan E.	COL
12	FOLEY Michael	CAN
42	CROOM John	USA
23	ZUAZUBISKAR GALLASTEGI Illart	EUS
37	CAMPBELL Akil	TTO
27	ZAINAL Zulhelmi	MAS
5	DENS Tuur	BEL
36	MATTHEWS Daniyal	RSA

Communiqué approved by the Secretary of the Commissaires Panel:

.....

LEGEND

w Warning

**Men's Omnium / Omnium hommes
Tempo Race 2\4 / Course tempo 2\4
Results / Résultats**

Sun 12 Sep 2021 - Race distance: 40 laps (10km)

Elapsed time: **11:10**

Average Speed: **53.696km/h**

Rank	Race No.	Name	Team Code	Sprints Won	Lap Points		Finish Order	Total Points
					+	-		
1	18	ARANGO CARVAJAL Juan E.	COL	25, 26, 27, 28, 29, 30	20	20	10	26
2	35	CRISTA Daniel	ROU	5, 7, 9, 10, 12, 13, 14, 15, 16, 17, 18, 19, 20, 21, 22, 23, 24, 36			1	18
3	30	PENA SALAS Ricardo	MEX	4, 6, 7, 8, 11			8	5
4	16	ARRIAGADA PIZARRO Cristian	CHI	32, 33, 34, 35			2	4
5	23	ZUAZUBISKAR GALLASTEGI I.	EUS	1, 2, 3			11	3
6	12	FOLEY Michael	CAN	31			3	1
7	39	YAKOVLEV Mykyta	UKR				4	0
8	42	CROOM John	USA				5	0
9	49	PULGAR Angel	VEN				6	0
10	46	FOMOVSKIY Aleksey	UZB				7	0
11	9	REIKDAL STACHERA Samuel H.	BRA				12	0
12	27	ZAINAL Zulhelmi	MAS				13	0
13	5	DENS Tuur	BEL					0
14	37	CAMPBELL Akil	TTO		20	-20	9	-20
15	1	EASTMOND Jamol	BAR		20	-20	14	-20
16	36	MATTHEWS Daniyal	RSA		40	-40		-40

No 16 ARRIAGADA PIZARRO Cristian (CHI)

Warning for moving outward with the intention of forcing the opponent to go up.

Avertissement pour avoir dévié de sa trajectoire avec l'intention de forcer son adversaire vers l'extérieur.

Communiqué approved by the Secretary of the Commissaires Panel:

LEGEND				
-	Points lost	+	Points gained	No. Number

**Men's Omnium / Omnium hommes
Tempo Race 2\4 / Course tempo 2\4
Start List / Liste de départ**

Sun 12 Sep 2021 - Race distance: 40 laps (10km)

Race Number	Name	Team Code
At the fence		
35	CRISTA Daniel	ROU
30	PENA SALAS Ricardo	MEX
18	ARANGO CARVAJAL Juan E.	COL
39	YAKOVLEV Mykyta	UKR
49	PULGAR Angel	VEN
9	REIKDAL STACHERA Samuel Hauane	BRA
1	EASTMOND Jamol	BAR
46	FOMOVSKIY Aleksey	UZB
At the blue band		
12	FOLEY Michael	CAN
42	CROOM John	USA
16	ARRIAGADA PIZARRO Cristian	CHI
37	CAMPBELL Akil	TTO
23	ZUAZUBISKAR GALLASTEGI Illart	EUS
27	ZAINAL Zulhelmi	MAS
5	DENS Tuur	BEL
36	MATTHEWS Daniyal	RSA

Communiqué approved by the Secretary of the Commissaires Panel:

.....

**Men's Omnium / Omnium hommes
Scratch Race 1\4 / Course scratch 1\4
Results / Résultats**

Sun 12 Sep 2021 - Race distance: 40 laps (10km)

Elapsed time: **11:38**

Average Speed: **51.551km/h**

Rank	Race Number	Name	Team Code	Laps Down
1	35	CRISTA Daniel	ROU	
2	12	FOLEY Michael	CAN	
3	30	PENA SALAS Ricardo	MEX	
4	42	CROOM John	USA	
5	18	ARANGO CARVAJAL Juan E.	COL	
6	16	ARRIAGADA PIZARRO Cristian	CHI	
7	39	YAKOVLEV Mykyta	UKR	
8	37	CAMPBELL Akil	TTO	
9	49	PULGAR Angel	VEN	
10	23	ZUAZUBISKAR GALLASTEGI Illart	EUS	
11	9	REIKDAL STACHERA Samuel Hauane	BRA	
12	27	ZAINAL Zulhelmi	MAS	
13	1	EASTMOND Jamol	BAR	
14	5	DENS Tuur	BEL	
15	46	FOMOVSKIY Aleksey	UZB	-1
16	36	MATTHEWS Daniyal	RSA	-1

Communiqué approved by the Secretary of the Commissaires Panel:

.....

**Men's Omnium / Omnium hommes
Scratch Race 1\4 / Course scratch 1\4
Start List / Liste de départ**

Sun 12 Sep 2021 - Race distance: 40 laps (10km)

Race Number	Name	Team Code
At the fence		
18	ARANGO CARVAJAL Juan Esteban	COL
1	EASTMOND Jamol	BAR
49	PULGAR Angel	VEN
42	CROOM John	USA
23	ZUAZUBISKAR GALLASTEGI Illart	EUS
39	YAKOVLEV Mykyta	UKR
46	FOMOVSKIY Aleksey	UZB
27	ZAINAL Zulhelmi	MAS
At the blue band		
35	CRISTA Daniel	ROU
30	PENA SALAS Ricardo	MEX
37	CAMPBELL Akil	TTO
36	MATTHEWS Daniyal	RSA
9	REIKDAL STACHERA Samuel Hauane	BRA
5	DENS Tuur	BEL
16	ARRIAGADA PIZARRO Cristian	CHI
12	FOLEY Michael	CAN

Communiqué approved by the Secretary of the Commissaires Panel:

.....

Men's Madison / Madison hommes
World Cup Standings / Classement coupe du monde
 As of SAT 11 SEP 2021

Event No 1	Hong Kong (HKG)	13-16 MAY 2021
Event No 2	Saint Petersburg (RUS)	8-11 JUL 2021
Event No 3	Cali (COL)	9-12 SEP 2021

Rank	Name	Team Code	Event No 1	Event No 2	Event No 3	Total Points
1	UKRAINE	UKR	1040.0	960.0	1200.0	3200.0
2	AUSTRIA	AUT	1440.0	1200.0		2640.0
3	BELARUS	BLR	1120.0	800.0		1920.0
4	BELGIUM	BEL			1600.0	1600.0
5	Russian Federation	RUS		1600.0		1600.0
6	GERMANY	GER	1600.0			1600.0
7	COLOMBIA	COL			1440.0	1440.0
8	PORTUGAL	POR		1440.0		1440.0
9	CHILE	CHI			1280.0	1280.0
10	Marathon - Tula Cycling Team	MCT		1280.0		1280.0
11	JAPAN	JPN	1280.0			1280.0
12	DENMARK	DEN	1200.0			1200.0
13	MEXICO	MEX			1120.0	1120.0
14	ITALY	ITA		1120.0		1120.0
15	CANADA	CAN			1040.0	1040.0
16	SWITZERLAND	SUI		1040.0		1040.0
17	UZBEKISTAN	UZB			960.0	960.0
18	BRAZIL	BRA			880.0	880.0
19	GREECE	GRE		880.0		880.0
20	BARBADOS	BAR			800.0	800.0
20	MALAYSIA	MAS			800.0	800.0
22	ALGERIA	ALG		720.0		720.0
22	KAZAKHSTAN	KAZ		720.0		720.0
22	Nur-Sultan Cycling Team	NCT		720.0		720.0

9-12 September 2021

Communiqué no. 76

Men's Madison / Madison hommes
Results / Résultats

Sat 11 Sep 2021 - Race distance: 200 laps (50km) with 20 sprints

 Elapsed time: **55:46**

 Average Speed: **53.792km/h**

Rank	Race Number	Team Name	Sprint Number																				Lap Points			Finish Order	Points
			1	2	3	4	5	6	7	8	9	10	11	12	13	14	15	16	17	18	19	20	+	-	Balance		
GOLD	1	BEL - Belgium	3	3	5	5	3	5	5	3	5	1	5	2	3	2	2	5	2	2	2	6	20		20	2	89
		Black de KETELE Kenny																									
		Red DENS Tuur																									
SILVER	2	COL - Colombia		5	2		2	3	1		3		2	1	5	3	3		3	5		10	20		20	1	68
		Black ARANGO CARVAJAL Juan E.																									
		Red PARRA ARIAS Jordan Arley																									
BRONZE	5	CHI - Chile		2	3	3	5	1	2	1		3		5	1	1	5	1	1	3	3				6	40	
		Black CABRERA TORRES Antonio																									
		Red PENALOZA YANEZ Felipe																									
4	3	UKR - Ukraine								5	2	5			2		1	2		1	1	20		20	5	39	
		Black HANZIN Andrii																									
		Red YAKOVLEV Mykyta																									
5	4	MEX - Mexico	5			2		2	3	2	1			3					5			4				3	27
		Black PENA SALAS Ricardo																									
		Red MUNIZ VAZQUEZ Jose																									
6	8	CAN - Canada	1	1	1	1	1	1					3					3				2				4	13
		Black KINNIBURGH Jackson																									
		Red OGRODNICZUK Ethan																									
7	9	UZB - Uzbekistan														5						5				7	10
		Black EVDOKIMOV Danil																									
		Red FOMOVSKIY Aleksey																									
8	7	BRA - Brazil										2											20		-20	8	-18
		Black PEREIRA DALAMARIA Ricardo																									
		Red PEREIRA DALAMARIA Fabio																									
9	6	BAR - Barbados	2											1										20	-20	DNF	
		Black EASTMOND Jamol																									
		Red SUTHERLAND Edwin																									
9	10	MAS - Malaysia																						20	-20	DNF	
		Black ZAINAL Zulhelmi																									
		Red ALIYAS Abdul Azim																									

Communiqué approved by the Secretary of the Commissaires Panel:

LEGEND
 DNF Did Not Finish

Men's Madison / Madison hommes
Start List / Liste de départ
Sat 11 Sep 2021 - Race distance: 200 laps (50km) with 20 sprints

Race Number	Team	Colour	Name
1	BEL - Belgium	BLACK RED	de KETELE Kenny DENS Tuur
2	COL - Colombia	BLACK RED	ARANGO CARVAJAL Juan Esteban PARRA ARIAS Jordan Arley
3	UKR - Ukraine	BLACK RED	HANZIN Andrii YAKOVLEV Mykyta
4	MEX - Mexico	BLACK RED	PENA SALAS Ricardo MUNIZ VAZQUEZ Jose
5	CHI - Chile	BLACK RED	CABRERA TORRES Antonio PENALOZA YANEZ Felipe
6	BAR - Barbados	BLACK RED	EASTMOND Jamol SUTHERLAND Edwin
7	BRA - Brazil	BLACK RED	PEREIRA DALAMARIA Ricardo PEREIRA DALAMARIA Fabio
8	CAN - Canada	BLACK RED	KINNIBURGH Jackson OGRODNICZUK Ethan
9	UZB - Uzbekistan	BLACK RED	EVDOKIMOV Danil FOMOVSKIY Aleksey
10	MAS - Malaysia	BLACK RED	ZAINAL Zulhelmi ALIYAS Abdul Azim

 Communiqué approved by the Secretary of the Commissaires Panel:

Men's 1Km Time Trial / 1Km Contre la montre hommes
World Cup Standings / Classement coupe du monde

As of FRI 10 SEP 2021

Event No 1	Hong Kong (HKG)	13-16 MAY 2021
Event No 2	Saint Petersburg (RUS)	8-11 JUL 2021
Event No 3	Cali (COL)	9-12 SEP 2021

Rank	Name	Team Code	Event No 1	Event No 2	Event No 3	Total Points
1	PAUL Nicholas	TTO			800.0	800.0
2	GROSS Felix	GER	800.0			800.0
3	RAJKOWSKI Patryk	POL			720.0	720.0
4	MOHD ZONIS Muhammad Fadhil	SDF	720.0			720.0
5	AHMAD NAZERI Ahmad Safwan	MAS	400.0		304.0	704.0
6	RAMIREZ MORALES Santiago	COL			640.0	640.0
7	PERALTA Juan	ESP	640.0			640.0
8	DODYK Ryan	CAN			600.0	600.0
9	SAHROM Muhammad Ridwan	MAS	600.0			600.0
10	TOPINKA Dominik	CZE			560.0	560.0
11	KUBOKI Kazushige	JPN	560.0			560.0
12	LAITONJAM Ronaldo	IND			520.0	520.0
13	JIMENEZ ELIZONDO Ekain	ESP	520.0			520.0
14	OGRODNICZUK Ethan	CAN			480.0	480.0
15	MATHIS Marco	GER	480.0			480.0
16	RUIZ TERAN Juan Carlos	MEX			440.0	440.0
17	TO Cheuk Hei	HKG	440.0			440.0
18	DENS Tuur	BEL			400.0	400.0
19	OCHOA HENAO Juan David	COL			360.0	360.0
20	DENYSENKO Vladyslav	UKR	360.0			360.0
21	MILEK Mateusz	POL			328.0	328.0
22	MOHAMED YUSOFF Mohamed Elyas	SIN	328.0			328.0
23	SZABO Norbert	ROU	304.0			304.0
24	CONTRERAS TORRES Francisco Javier	MEX			280.0	280.0
25	KOROBOV Yehor	UKR	280.0			280.0
26	MOHD KADIR Mohammad Fariz Haikal	MAS			256.0	256.0
27	LAW Tsz Chun	HKG	256.0			256.0
28	DANYLCHUK Bohdan	UKR			232.0	232.0
29	SINGH Y Rojit	IND			208.0	208.0
30	LEANDRO MADRIGAL Nayib	CRC			192.0	192.0
31	GUTIERREZ PIANDA Cristian	ECU			176.0	176.0
32	PACHECO Pablo	ECU			160.0	160.0

9-12 September 2021

Communiqué no. 102

Men's 1Km Time Trial / 1Km Contre la montre hommes
Final Classification / Classement final

Fri 10 Sep 2021

World Record	56.303 PERVIS Francois	FRA Aguascalientes (MEX)	7 DEC 2013
---------------------	------------------------	--------------------------	------------

Rank	Race Number	Name	Team Code	250m	500m 250-500	750m 500-750	Time 750-1000	Average Speed km/h
Gold	130	PAUL Nicholas	TTO	18.487 (2)	31.328 (1) 12.841 (1)	45.003 (1) 13.675 (2)	59.994 14.991 (5)	60.006
Silver	121	RAJKOWSKI Patryk	POL	18.537 (3)	31.624 (2) 13.087 (3)	45.315 (2) 13.691 (3)	1:00.240 14.925 (3)	59.761
Bronze	69	RAMIREZ MORALES Santiago	COL	19.026 (4)	31.972 (4) 12.946 (2)	45.506 (3) 13.534 (1)	1:00.464 14.958 (4)	59.540
4	52	DODYK Ryan	CAN	19.519 (6)	33.036 (5) 13.517 (5)	46.862 (5) 13.826 (4)	1:01.465 14.603 (2)	58.570
5	81	TOPINKA Dominik	CZE	18.369 (1)	31.803 (3) 13.434 (4)	46.120 (4) 14.317 (7)	1:01.830 15.710 (8)	58.224
6	94	LAITONJAM Ronaldo	IND	19.620 (7)	33.143 (6) 13.523 (6)	47.130 (6) 13.987 (6)	1:02.256 15.126 (6)	57.826
7	54	OGRODNICZUK Ethan	CAN	20.496 (8)	34.718 (8) 14.222 (8)	48.633 (8) 13.915 (5)	1:02.887 14.254 (1)	57.246
8	110	RUIZ TERAN Juan Carlos	MEX	19.265 (5)	33.301 (7) 14.036 (7)	47.648 (7) 14.347 (8)	1:03.065 15.417 (7)	57.084
9	5	DENS Tuur	BEL					
10	65	OCHOA HENAO Juan David	COL					
11	120	MILEK Mateusz	POL					
12	96	AHMAD NAZERI Ahmad Safwan	MAS					
13	106	CONTRERAS TORRES Francisco Javier	MEX					
14	100	MOHD KADIR Mohammad Fariz Haikal	MAS					
15	131	DANYLCHUK Bohdan	UKR					
16	95	SINGH Y Rojit	IND					
17	78	LEANDRO MADRIGAL Nayib	CRC					
18	85	GUTIERREZ PIANDA Cristian	ECU					
19	86	PACHECO Pablo	ECU					

Communiqué approved by the Secretary of the Commissaires Panel:

9-12 September 2021

Men's 1Km Time Trial / 1Km Contre la montre hommes
Final / Finale
Race Analysis / Analyse de la course

Heat 1

54 OGRODNICZUK Ethan - CAN				Lap	110 RUIZ TERAN Juan Carlos - MEX			
Distance	Time	Rank	Lap Time		Distance	Time	Rank	Lap Time
125m	12.693	8		1	125m	11.948	4	
250m	20.496	8	20.496		250m	19.265	5	19.265
375m	27.700	8			375m	26.258	6	
500m	34.718	8	14.222		500m	33.301	7	14.036
625m	41.639	8		3	625m	40.405	7	
750m	48.633	8	13.915		750m	47.648	7	14.347
875m	55.724	8		4	875m	55.155	7	
1000m	1:02.887	7	14.254		1000m	1:03.065	8	15.417

Heat 3

94 LAITONJAM Ronaldo - IND				Lap	52 DODYK Ryan - CAN			
Distance	Time	Rank	Lap Time		Distance	Time	Rank	Lap Time
125m	12.401	7		1	125m	12.367	6	
250m	19.620	7	19.620		250m	19.519	6	19.519
375m	26.403	7			375m	26.239	5	
500m	33.143	6	13.523		500m	33.036	5	13.517
625m	39.999	6		3	625m	39.829	5	
750m	47.130	6	13.987		750m	46.862	5	13.826
875m	54.539	6		4	875m	54.022	5	
1000m	1:02.256	6	15.126		1000m	1:01.465	4	14.603

Heat 5

81 TOPINKA Dominik - CZE				Lap	69 RAMIREZ MORALES Santiago - COL			
Distance	Time	Rank	Lap Time		Distance	Time	Rank	Lap Time
125m	11.479	1		1	125m	12.060	5	
250m	18.369	1	18.369		250m	19.026	4	19.026
375m	25.032	2			375m	25.525	4	
500m	31.803	3	13.434		500m	31.972	4	12.946
625m	38.811	4		3	625m	38.604	3	
750m	46.120	4	14.317		750m	45.506	3	13.534
875m	53.797	4		4	875m	52.785	3	
1000m	1:01.830	5	15.710		1000m	1:00.464	3	14.958

Heat 7

121 RAJKOWSKI Patryk - POL				Lap	130 PAUL Nicholas - TTO			
Distance	Time	Rank	Lap Time		Distance	Time	Rank	Lap Time
125m	11.702	2		1	125m	11.720	3	
250m	18.537	3	18.537		250m	18.487	2	18.487
375m	25.077	3			375m	24.890	1	
500m	31.624	2	13.087		500m	31.328	1	12.841
625m	38.355	2		3	625m	38.025	1	
750m	45.315	2	13.691		750m	45.003	1	13.675
875m	52.612	2		4	875m	52.314	1	
1000m	1:00.240	2	14.925		1000m	59.994	1	14.991

Communiqué approved by the Secretary of the Commissaires Panel:

**Men's 1Km Time Trial / 1Km Contre la montre hommes
Final / Finale
Start List / Liste de départ**

Fri 10 Sep 2021 - Race distance: 1000m

World Record	56.303 PERVIS Francois	FRA	Aguascalientes (MEX)	7 DEC 2013
---------------------	------------------------	-----	----------------------	------------

Order	Race Number	Name	Team Code	Time
1	54	OGRODNICZUK Ethan	CAN	_____
2	110	RUIZ TERAN Juan Carlos	MEX	_____
3	94 w	LAITONJAM Ronaldo	IND	_____
4	52	DODYK Ryan	CAN	_____
5	81	TOPINKA Dominik	CZE	_____
6	69	RAMIREZ MORALES Santiago	COL	_____
7	121	RAJKOWSKI Patryk	POL	_____
8	130	PAUL Nicholas	TTO	_____

Communiqué approved by the Secretary of the Commissaires Panel:

.....

LEGEND
w Warning

9-12 September 2021

Communiqué no. 100

Men's 1Km Time Trial / 1Km Contre la montre hommes
Qualifying / Qualifications
Results / Résultats

Fri 10 Sep 2021 - Race distance: 1000m

World Record	56.303 PERVIS Francois	FRA Aguascalientes (MEX)	7 DEC 2013
---------------------	------------------------	--------------------------	------------

Rank	Race Number	Name	Team Code	250m	500m 250-500	750m 500-750	Time 750-1000	Average Speed km/h
1	130	PAUL Nicholas	TTO	18.394 (1)	31.162 (1) 12.768 (1)	44.602 (1) 13.440 (1)	59.378 14.776 (3)	60.629
2	121	RAJKOWSKI Patryk	POL	18.885 (4)	31.953 (3) 13.068 (3)	45.434 (2) 13.481 (2)	59.960 14.526 (2)	60.040
3	69	RAMIREZ MORALES Santiago	COL	19.054 (6)	32.054 (5) 13.000 (2)	45.640 (3) 13.586 (3)	1:00.577 14.937 (4)	59.428
4	81	TOPINKA Dominik	CZE	18.587 (3)	31.972 (4) 13.385 (5)	46.043 (4) 14.071 (6)	1:01.655 15.612 (10)	58.389
5	52	DODYK Ryan	CAN	19.419 (11)	32.926 (10) 13.507 (7)	46.944 (7) 14.018 (5)	1:02.226 15.282 (8)	57.854
6	94	LAITONJAM Ronaldo	IND	19.424 (12)	32.882 (9) 13.458 (6)	46.993 (8) 14.111 (8)	1:02.302 15.309 (9)	57.783
7	110	RUIZ TERAN Juan Carlos	MEX	19.080 (7)	32.694 (7) 13.614 (9)	46.855 (6) 14.161 (10)	1:02.528 15.673 (11)	57.574
8	54	OGRODNICZUK Ethan	CAN	20.484 (18)	34.547 (16) 14.063 (16)	48.414 (15) 13.867 (4)	1:02.830 14.416 (1)	57.297
9	5	DENS Tuur	BEL	19.960 (15)	33.739 (13) 13.779 (11)	47.836 (10) 14.097 (7)	1:02.873 15.037 (5)	57.258
10	65	OCHOA HENAO Juan David	COL	18.549 (2)	31.917 (2) 13.368 (4)	46.594 (5) 14.677 (13)	1:02.959 16.365 (16)	57.180
11	120	MILEK Mateusz	POL	18.893 (5)	32.472 (6) 13.579 (8)	47.102 (9) 14.630 (12)	1:03.170 16.068 (13)	56.989
12	96	AHMAD NAZERI Ahmad Safwan	MAS	19.911 (13)	33.758 (14) 13.847 (12)	48.075 (14) 14.317 (11)	1:03.191 15.116 (6)	56.970
13	106	CONTRERAS TORRES Francisco Javier	MEX	20.237 (17)	34.279 (15) 14.042 (14)	48.435 (16) 14.156 (9)	1:03.656 15.221 (7)	56.554
14	100	MOHD KADIR Mohammad Fariz Haikal	MAS	19.318 (10)	33.209 (12) 13.891 (13)	47.896 (11) 14.687 (14)	1:04.068 16.172 (15)	56.190
15	131	DANYLCHUK Bohdan	UKR	19.114 (8)	33.168 (11) 14.054 (15)	47.959 (13) 14.791 (15)	1:04.089 16.130 (14)	56.172
16	95	SINGH Y Rojit	IND	19.128 (9)	32.838 (8) 13.710 (10)	47.945 (12) 15.107 (17)	1:04.846 16.901 (18)	55.516
17	78	LEANDRO MADRIGAL Nayib	CRC	20.694 (19)	35.073 (18) 14.379 (17)	49.925 (17) 14.852 (16)	1:05.804 15.879 (12)	54.708
18	85	GUTIERREZ PIANDA Cristian	ECU	19.943 (14)	34.894 (17) 14.951 (18)	50.530 (18) 15.636 (18)	1:07.353 16.823 (17)	53.450
19	86	PACHECO Pablo	ECU	20.177 (16)	35.264 (19) 15.087 (19)	51.087 (19) 15.823 (19)	1:08.297 17.210 (19)	52.711

Progression rule:

Top 8 riders qualify for final.

**Men's 1Km Time Trial / 1Km Contre la montre hommes
Qualifying / Qualifications
Results / Résultats**

Fri 10 Sep 2021 - Race distance: 1000m

Rank	Race Number	Name	Team Code	250m	500m 250-500	750m 500-750	Time 750-1000	Average Speed km/h
------	-------------	------	-----------	------	-----------------	-----------------	------------------	-----------------------

No 94 LAITONJAM Ronaldo (IND)

Warning for missing/modified/not visible body number or transponder.

Avertissement pour dossard ou transpondeur manquant/modifié/non visible.

Communiqué approved by the Secretary of the Commissaires Panel:

9-12 September 2021

Men's 1Km Time Trial / 1Km Contre la montre hommes
Qualifying / Qualifications
Race Analysis / Analyse de la course

Heat 1

5 DENS Tuur - BEL				Lap	
Distance	Time	Rank	Lap Time		
125m	12.606	16			125m
250m	19.960	15	19.960	1	250m
375m	26.875	14			375m
500m	33.739	13	13.779	2	500m
625m	40.701	13			625m
750m	47.836	10	14.097	3	750m
875m	55.233	10			875m
1000m	1:02.873	9	15.037	4	1000m

Heat 2

54 OGRODNICZUK Ethan - CAN				Lap	121 RAJKOWSKI Patryk - POL			
Distance	Time	Rank	Lap Time		Distance	Time	Rank	Lap Time
125m	12.788	18			125m	11.953	6	
250m	20.484	18	20.484	1	250m	18.885	4	18.885
375m	27.620	17			375m	25.429	4	
500m	34.547	16	14.063	2	500m	31.953	3	13.068
625m	41.441	16			625m	38.585	2	
750m	48.414	15	13.867	3	750m	45.434	2	13.481
875m	55.543	12			875m	52.558	2	
1000m	1:02.830	8	14.416	4	1000m	59.960	2	14.526

Heat 3

100 MOHD KADIR Mohammad Fariz Haikal -				Lap	85 GUTIERREZ PIANDA Cristian - ECU			
Distance	Time	Rank	Lap Time		Distance	Time	Rank	Lap Time
125m	12.043	8			125m	12.277	13	
250m	19.318	10	19.318	1	250m	19.943	14	19.943
375m	26.209	12			375m	27.390	16	
500m	33.209	12	13.891	2	500m	34.894	17	14.951
625m	40.387	11			625m	42.582	18	
750m	47.896	11	14.687	3	750m	50.530	18	15.636
875m	55.769	13			875m	58.773	18	
1000m	1:04.068	14	16.172	4	1000m	1:07.353	18	16.823

Heat 4

95 SINGH Y Rojit - IND				Lap	65 OCHOA HENAO Juan David - COL			
Distance	Time	Rank	Lap Time		Distance	Time	Rank	Lap Time
125m	12.171	10			125m	11.714	3	
250m	19.128	9	19.128	1	250m	18.549	2	18.549
375m	25.904	7			375m	25.168	2	
500m	32.838	8	13.710	2	500m	31.917	2	13.368
625m	40.158	10			625m	39.042	5	
750m	47.945	12	15.107	3	750m	46.594	5	14.677
875m	56.183	16			875m	54.577	8	
1000m	1:04.846	16	16.901	4	1000m	1:02.959	10	16.365

9-12 September 2021

Men's 1Km Time Trial / 1Km Contre la montre hommes
Qualifying / Qualifications
Race Analysis / Analyse de la course

Heat 5

130 PAUL Nicholas - TTO				Lap	52 DODYK Ryan - CAN			
Distance	Time	Rank	Lap Time		Distance	Time	Rank	Lap Time
125m	11.655	2			125m	12.236	11	
250m	18.394	1	18.394	1	250m	19.419	11	19.419
375m	24.790	1			375m	26.187	11	
500m	31.162	1	12.768	2	500m	32.926	10	13.507
625m	37.758	1			625m	39.844	9	
750m	44.602	1	13.440	3	750m	46.944	7	14.018
875m	51.813	1			875m	54.374	5	
1000m	59.378	1	14.776	4	1000m	1:02.226	5	15.282

Heat 6

120 MILEK Mateusz - POL				Lap	81 TOPINKA Dominik - CZE			
Distance	Time	Rank	Lap Time		Distance	Time	Rank	Lap Time
125m	11.906	5			125m	11.619	1	
250m	18.893	5	18.893	1	250m	18.587	3	18.587
375m	25.643	6			375m	25.259	3	
500m	32.472	6	13.579	2	500m	31.972	4	13.385
625m	39.601	6			625m	38.845	4	
750m	47.102	9	14.630	3	750m	46.043	4	14.071
875m	54.966	9			875m	53.655	4	
1000m	1:03.170	11	16.068	4	1000m	1:01.655	4	15.612

Heat 7

106 CONTRERAS TORRES Francisco Javier -				Lap	131 DANYLCHUK Bohdan - UKR			
Distance	Time	Rank	Lap Time		Distance	Time	Rank	Lap Time
125m	12.749	17			125m	11.843	4	
250m	20.237	17	20.237	1	250m	19.114	8	19.114
375m	27.324	15			375m	26.099	9	
500m	34.279	15	14.042	2	500m	33.168	11	14.054
625m	41.284	15			625m	40.429	12	
750m	48.435	16	14.156	3	750m	47.959	13	14.791
875m	55.860	15			875m	55.840	14	
1000m	1:03.656	13	15.221	4	1000m	1:04.089	15	16.130

Heat 8

86 PACHECO Pablo - ECU				Lap	78 LEANDRO MADRIGAL Nayib - CRC			
Distance	Time	Rank	Lap Time		Distance	Time	Rank	Lap Time
125m	12.494	14			125m	13.050	19	
250m	20.177	16	20.177	1	250m	20.694	19	20.694
375m	27.680	18			375m	27.881	19	
500m	35.264	19	15.087	2	500m	35.073	18	14.379
625m	43.016	19			625m	42.397	17	
750m	51.087	19	15.823	3	750m	49.925	17	14.852
875m	59.500	19			875m	57.744	17	
1000m	1:08.297	19	17.210	4	1000m	1:05.804	17	15.879

9-12 September 2021

Men's 1Km Time Trial / 1Km Contre la montre hommes
Qualifying / Qualifications
Race Analysis / Analyse de la course

Heat 9

96 AHMAD NAZERI Ahmad Safwan - MAS				Lap	94 LAITONJAM Ronaldo - IND			
Distance	Time	Rank	Lap Time		Distance	Time	Rank	Lap Time
125m	12.540	15			125m	12.254	12	
250m	19.911	13	19.911	1	250m	19.424	12	19.424
375m	26.874	13			375m	26.131	10	
500m	33.758	14	13.847	2	500m	32.882	9	13.458
625m	40.826	14			625m	39.785	8	
750m	48.075	14	14.317	3	750m	46.993	8	14.111
875m	55.531	11			875m	54.458	6	
1000m	1:03.191	12	15.116	4	1000m	1:02.302	6	15.309

Heat 10

110 RUIZ TERAN Juan Carlos - MEX				Lap	69 RAMIREZ MORALES Santiago - COL			
Distance	Time	Rank	Lap Time		Distance	Time	Rank	Lap Time
125m	11.965	7			125m	12.070	9	
250m	19.080	7	19.080	1	250m	19.054	6	19.054
375m	25.913	8			375m	25.569	5	
500m	32.694	7	13.614	2	500m	32.054	5	13.000
625m	39.623	7			625m	38.699	3	
750m	46.855	6	14.161	3	750m	45.640	3	13.586
875m	54.483	7			875m	52.902	3	
1000m	1:02.528	7	15.673	4	1000m	1:00.577	3	14.937

Communiqué approved by the Secretary of the Commissaires Panel:

**Men's 1Km Time Trial / 1Km Contre la montre hommes
Qualifying / Qualifications
Start List / Liste de départ**

Fri 10 Sep 2021 - Race distance: 1000m

World Record	56.303 PERVIS Francois	FRA	Aguascalientes (MEX)	7 DEC 2013
---------------------	------------------------	-----	----------------------	------------

Heat	Race Number	Name	Team Code	Time
1	5	DENS Tuur	BEL	_____
2	54	OGRODNICZUK Ethan	CAN	_____
	121	RAJKOWSKI Patryk	POL	_____
3	100	MOHD KADIR Mohammad Fariz Haikal	MAS	_____
	85	GUTIERREZ PIANDA Cristian	ECU	_____
4	95	SINGH Y Rojit	IND	_____
	65	OCHOA HENAO Juan David	COL	_____
5	130	PAUL Nicholas	TTO	_____
	52	DODYK Ryan	CAN	_____
6	120	MILEK Mateusz	POL	_____
	81	TOPINKA Dominik	CZE	_____
7	106	CONTRERAS TORRES Francisco Javier	MEX	_____
	131	DANYLCHUK Bohdan	UKR	_____
8	86	PACHECO Pablo	ECU	_____
	78	LEANDRO MADRIGAL Nayib	CRC	_____
9	96	AHMAD NAZERI Ahmad Safwan	MAS	_____
	94	LAITONJAM Ronaldo	IND	_____
10	110	RUIZ TERAN Juan Carlos	MEX	_____
	69	RAMIREZ MORALES Santiago	COL	_____

Progression rule:

Top 8 riders qualify for final.

Communiqué approved by the Secretary of the Commissaires Panel:

.....

Men's Individual Pursuit / Poursuite individuelle hommes
World Cup Standings / Classement coupe du monde

As of SAT 11 SEP 2021

Event No 1	Hong Kong (HKG)	13-16 MAY 2021
Event No 2	Saint Petersburg (RUS)	8-11 JUL 2021
Event No 3	Cali (COL)	9-12 SEP 2021

Rank	Name	Team Code	Event No 1	Event No 2	Event No 3	Total Points
1	CRISTA Daniel	ROU		400.0	800.0	1200.0
2	SYRITSA Gleb	RUS		800.0		800.0
3	LAMBIE Ashton	USA	800.0			800.0
4	GOMEZ PENALOZA Bryan Steve	COL			720.0	720.0
5	GORDON Kyle	SCT		720.0		720.0
6	WEINSTEIN Domenic	GER	720.0			720.0
7	OSORIO HENAO Julian	COL			640.0	640.0
8	PLEBANI Davide	ITA		640.0		640.0
9	ROHDE Leon	GER	640.0			640.0
10	KORNILOVS Vitalijs	LAT	400.0	232.0		632.0
11	CROOM John	USA			600.0	600.0
12	IMHOF Claudio	SUI		600.0		600.0
13	MARTORELL HAGA Erik	ESP	600.0			600.0
14	GUILLEMETTE Mathias	CAN			560.0	560.0
15	EVTUSHENKO Alexander	RUS		560.0		560.0
16	IMAMURA Shunsuke	JPN	560.0			560.0
17	RICHARDSON Sean	CAN			520.0	520.0
18	MORO Stefano	ITA		520.0		520.0
19	SKIVILD Robin	DEN	520.0			520.0
20	AGUIRRE GARZA Tomas	MEX			480.0	480.0
21	VITZTHUM Simon	SUI		480.0		480.0
22	MAZUR Dzianis	BLR	480.0			480.0
23	MARTINEZ HUERTA Jorge	MEX			440.0	440.0
24	LEITAO Iuri	POR		440.0		440.0
25	HRYNIV Vitaliy	UKR	440.0			440.0
26	HAIZEMAN Muhammad Amir Farhan	MAS			400.0	400.0
27	NOR Muhammad Hakimi	MAS			360.0	360.0
28	MATIAS Joao	POR		360.0		360.0
29	NIKULIN Daniil	UKR		328.0		328.0
30	SHEMETAU Mikhail	BLR		304.0		304.0
31	NOSKOV Dmitriy	KAZ		280.0		280.0
32	KARMAZHAKOV Sergey	NCT		256.0		256.0
33	KLEPIKOV Illia	UKR		208.0		208.0
34	BIALIAUSKI Kanstantsin	BLR		192.0		192.0
35	TCHAMBAZ Lotfi	ALG		176.0		176.0

9-12 September 2021
Communiqué no. 107
Men's Individual Pursuit / Poursuite individuelle hommes
Final Classification / Classement final
Sat 11 Sep 2021

World Record	4:01.934	GANNA Filippo	ITA	Berlin (GER)	28 FEB 2020
---------------------	----------	---------------	-----	--------------	-------------

	Rank	Race Number	Name	Team Code	1000m	2000m 1000-2000	3000m 2000-3000	Time 3000-4000	Average Speed km/h
GOLD	1	35	CRISTA Daniel	ROU	1:08.786 (1)	2:11.688 (1) 1:02.902 (1)	3:18.441 (1) 1:06.753 (1)	4:25.712 1:07.271 (2)	54.194
SILVER	2	63	GOMEZ PENALOZA Bryan Steve	COL	1:10.674 (2)	2:15.626 (2) 1:04.952 (2)	3:22.572 (2) 1:06.946 (2)	4:28.598 1:06.026 (1)	53.612
BRONZE	3	66	OSORIO HENAO Julian	COL	1:10.733 (2)	2:14.810 (2) 1:04.077 (2)	3:20.995 (2) 1:06.185 (1)	4:28.703 1:07.708 (1)	53.591
	4	42	CROOM John	USA	1:09.081 (1)	2:11.666 (1) 1:02.585 (1)	3:18.308 (1) 1:06.642 (2)	4:29.198 1:10.890 (2)	53.492
	5	53	GUILLEMETTE Mathias	CAN					
	6	55	RICHARDSON Sean	CAN					
	7	105	AGUIRRE GARZA Tomas	MEX					
	8	108	MARTINEZ HUERTA Jorge	MEX					
	9	98	HAIZEMAN Muhammad Amir Farhan	MAS					
	10	101	NOR Muhammad Hakimi	MAS					

Communiqué approved by the Secretary of the Commissaires Panel:

9-12 September 2021

**Men's Individual Pursuit / Poursuite individuelle hommes
Finals / Finales
Race Analysis / Analyse de la course**

GOLD

35 CRISTA Daniel - ROU				Lap	63 GOMEZ PENALOZA Bryan Steve - COL			
Distance	Time	Rank	Lap Time		Distance	Time	Rank	Lap Time
125m	14.009	2			125m	13.923	1	
250m	22.358	2	22.358	1	250m	22.310	1	22.310
375m	30.201	1			375m	30.272	2	
500m	37.940	1	15.582	2	500m	38.147	2	15.837
625m	45.593	1			625m	46.190	2	
750m	53.302	1	15.362	3	750m	54.293	2	16.146
875m	1:01.002	1			875m	1:02.500	2	
1000m	1:08.786	1	15.484	4	1000m	1:10.674	2	16.381
1125m	1:16.531	1			1125m	1:18.883	2	
1250m	1:24.344	1	15.558	5	1250m	1:26.989	2	16.315
1375m	1:32.095	1			1375m	1:35.063	2	
1500m	1:39.898	1	15.554	6	1500m	1:43.075	2	16.086
1625m	1:47.714	1			1625m	1:51.188	2	
1750m	1:55.689	1	15.791	7	1750m	1:59.261	2	16.186
1875m	2:03.660	1			1875m	2:07.470	2	
2000m	2:11.688	1	15.999	8	2000m	2:15.626	2	16.365
2125m	2:19.721	1			2125m	2:23.898	2	
2250m	2:27.899	1	16.211	9	2250m	2:32.094	2	16.468
2375m	2:36.099	1			2375m	2:40.422	2	
2500m	2:44.538	1	16.639	10	2500m	2:48.723	2	16.629
2625m	2:52.951	1			2625m	2:57.181	2	
2750m	3:01.461	1	16.923	11	2750m	3:05.589	2	16.866
2875m	3:09.902	1			2875m	3:14.115	2	
3000m	3:18.441	1	16.980	12	3000m	3:22.572	2	16.983
3125m	3:26.902	1			3125m	3:30.986	2	
3250m	3:35.433	1	16.992	13	3250m	3:39.359	2	16.787
3375m	3:43.936	1			3375m	3:47.829	2	
3500m	3:52.458	1	17.025	14	3500m	3:56.087	2	16.728
3625m	4:00.819	1			3625m	4:04.282	2	
3750m	4:09.179	1	16.721	15	3750m	4:12.350	2	16.263
3875m	4:17.414	1			3875m	4:20.488	2	
4000m	4:25.712	1	16.533	16	4000m	4:28.598	2	16.248

9-12 September 2021

**Men's Individual Pursuit / Poursuite individuelle hommes
Finals / Finales
Race Analysis / Analyse de la course**

BRONZE

42 CROOM John - USA				Lap	66 OSORIO HENAO Julian - COL			
Distance	Time	Rank	Lap Time		Distance	Time	Rank	Lap Time
125m	14.191	2			125m	13.914	1	
250m	22.636	2	22.636	1	250m	22.272	1	22.272
375m	30.600	2			375m	30.453	1	
500m	38.466	1	15.830	2	500m	38.487	2	16.215
625m	46.103	1			625m	46.628	2	
750m	53.779	1	15.313	3	750m	54.654	2	16.167
875m	1:01.414	1			875m	1:02.747	2	
1000m	1:09.081	1	15.302	4	1000m	1:10.733	2	16.079
1125m	1:16.735	1			1125m	1:18.768	2	
1250m	1:24.466	1	15.385	5	1250m	1:26.666	2	15.933
1375m	1:32.201	1			1375m	1:34.637	2	
1500m	1:40.009	1	15.543	6	1500m	1:42.556	2	15.890
1625m	1:47.800	1			1625m	1:50.581	2	
1750m	1:55.699	1	15.690	7	1750m	1:58.567	2	16.011
1875m	2:03.616	1			1875m	2:06.681	2	
2000m	2:11.666	1	15.967	8	2000m	2:14.810	2	16.243
2125m	2:19.687	1			2125m	2:23.042	2	
2250m	2:27.848	1	16.182	9	2250m	2:31.179	2	16.369
2375m	2:36.050	1			2375m	2:39.436	2	
2500m	2:44.330	1	16.482	10	2500m	2:47.634	2	16.455
2625m	2:52.743	1			2625m	2:55.943	2	
2750m	3:01.228	1	16.898	11	2750m	3:04.214	2	16.580
2875m	3:09.711	1			2875m	3:12.587	2	
3000m	3:18.308	1	17.080	12	3000m	3:20.995	2	16.781
3125m	3:26.905	1			3125m	3:29.504	2	
3250m	3:35.623	1	17.315	13	3250m	3:37.962	2	16.967
3375m	3:44.345	1			3375m	3:46.506	2	
3500m	3:53.193	1	17.570	14	3500m	3:55.026	2	17.064
3625m	4:02.111	1			3625m	4:03.550	2	
3750m	4:11.176	1	17.983	15	3750m	4:12.091	2	17.065
3875m	4:20.226	1			3875m	4:20.532	2	
4000m	4:29.198	4	18.022	16	4000m	4:28.703	3	16.612

Communiqué approved by the Secretary of the Commissaires Panel:

9-12 September 2021

Communiqué no. 106

Men's Individual Pursuit / Poursuite individuelle hommes
Finals / Finales
Start List / Liste de départ

Sat 11 Sep 2021 - Race distance: 4km

World Record	4:01.934 GANNA Filippo	ITA Berlin (GER)	28 FEB 2020
---------------------	------------------------	------------------	-------------

Heat	Race Number	Name	Team Code	Time
FOR BRONZE	42	CROOM John	USA	_____
	66	OSORIO HENAO Julian	COL	_____
FOR GOLD	35	CRISTA Daniel	ROU	_____
	63	GOMEZ PENALOZA Bryan Steve	COL	_____

Communiqué approved by the Secretary of the Commissaires Panel:

9-12 September 2021

Communiqué no. 105

Men's Individual Pursuit / Poursuite individuelle hommes
Qualifying / Qualifications
Results / Résultats

Sat 11 Sep 2021 - Race distance: 4km

World Record	4:01.934 GANNA Filippo	ITA Berlin (GER)	28 FEB 2020
---------------------	------------------------	------------------	-------------

Rank	Race Number	Name	Team Code	1000m	2000m 1000-2000	3000m 2000-3000	Time 3000-4000	Average Speed km/h
1	35	CRISTA Daniel	ROU	1:09.146 (3)	2:11.189 (2) 1:02.043 (1)	3:13.934 (1) 1:02.745 (1)	4:17.766 1:03.832 (1)	55.865
2	63	GOMEZ PENALOZA Bryan Steve	COL	1:09.974 (5)	2:13.347 (5) 1:03.373 (4)	3:17.269 (5) 1:03.922 (3)	4:21.239 1:03.970 (2)	55.122
3	42	CROOM John	USA	1:10.358 (6)	2:12.640 (4) 1:02.282 (2)	3:15.694 (2) 1:03.054 (2)	4:21.977 1:06.283 (4)	54.967
4	66	OSORIO HENAO Julian	COL	1:07.646 (2)	2:11.549 (3) 1:03.903 (6)	3:16.821 (3) 1:05.272 (5)	4:22.453 1:05.632 (3)	54.867
5	53	GUILLEMETTE Mathias	CAN	1:09.855 (4)	2:13.486 (6) 1:03.631 (5)	3:18.010 (6) 1:04.524 (4)	4:24.681 1:06.671 (5)	54.405
6	55	RICHARDSON Sean	CAN	1:06.716 (1)	2:09.798 (1) 1:03.082 (3)	3:16.885 (4) 1:07.087 (7)	4:26.857 1:09.972 (8)	53.961
7	105	AGUIRRE GARZA Tomas	MEX	1:10.618 (7)	2:14.937 (7) 1:04.319 (7)	3:20.681 (7) 1:05.744 (6)	4:29.567 1:08.886 (7)	53.419
8	108	MARTINEZ HUERTA Jorge	MEX	1:13.356 (9)	2:19.394 (9) 1:06.038 (8)	3:26.735 (8) 1:07.341 (8)	4:34.333 1:07.598 (6)	52.491
9	98	HAIZEMAN Muhammad Amir Farhan	MAS	1:11.716 (8)	2:19.058 (8) 1:07.342 (9)	3:30.791 (9) 1:11.733 (10)	4:47.277 1:16.486 (9)	50.126
10	101	NOR Muhammad Hakimi	MAS	1:13.981 (10)	2:21.958 (10) 1:07.977 (10)	3:32.221 (10) 1:10.263 (9)	4:49.622 1:17.401 (10)	49.720

Progression rule:

Fastest 2 riders race for Gold, and 3rd and 4th riders race for Bronze.

Communiqué approved by the Secretary of the Commissaires Panel:

9-12 September 2021

Men's Individual Pursuit / Poursuite individuelle hommes
Qualifying / Qualifications
Race Analysis / Analyse de la course

Heat 1

98 HAIZEMAN Muhammad Amir Farhan - MAS				Lap	66 OSORIO HENAO Julian - COL			
Distance	Time	Rank	Lap Time		Distance	Time	Rank	Lap Time
125m	14.381	7			125m	13.475	1	
250m	23.250	8	23.250	1	250m	21.670	2	21.670
375m	31.495	8			375m	29.390	2	
500m	39.545	8	16.295	2	500m	36.998	2	15.328
625m	47.514	8			625m	44.535	2	
750m	55.535	8	15.990	3	750m	52.137	2	15.139
875m	1:03.589	8			875m	59.835	2	
1000m	1:11.716	8	16.181	4	1000m	1:07.646	2	15.509
1125m	1:19.874	8			1125m	1:15.499	2	
1250m	1:28.129	8	16.413	5	1250m	1:23.418	2	15.772
1375m	1:36.380	8			1375m	1:31.325	2	
1500m	1:44.795	8	16.666	6	1500m	1:39.279	2	15.861
1625m	1:53.266	8			1625m	1:47.275	2	
1750m	2:01.780	8	16.985	7	1750m	1:55.342	2	16.063
1875m	2:10.372	8			1875m	2:03.432	3	
2000m	2:19.058	8	17.278	8	2000m	2:11.549	3	16.207
2125m	2:27.790	9			2125m	2:19.677	3	
2250m	2:36.549	9	17.491	9	2250m	2:27.833	3	16.284
2375m	2:45.307	9			2375m	2:35.878	3	
2500m	2:54.196	9	17.647	10	2500m	2:43.988	3	16.155
2625m	3:03.181	9			2625m	2:52.161	4	
2750m	3:12.293	9	18.097	11	2750m	3:00.398	4	16.410
2875m	3:21.473	9			2875m	3:08.586	4	
3000m	3:30.791	9	18.498	12	3000m	3:16.821	3	16.423
3125m	3:40.237	9			3125m	3:25.042	3	
3250m	3:49.767	9	18.976	13	3250m	3:33.260	4	16.439
3375m	3:59.284	9			3375m	3:41.486	4	
3500m	4:08.874	9	19.107	14	3500m	3:49.706	4	16.446
3625m	4:18.427	9			3625m	3:57.929	4	
3750m	4:28.059	9	19.185	15	3750m	4:06.169	4	16.463
3875m	4:37.659	9			3875m	4:14.353	4	
4000m	4:47.277	9	19.218	16	4000m	4:22.453	4	16.284

9-12 September 2021

Men's Individual Pursuit / Poursuite individuelle hommes
Qualifying / Qualifications
Race Analysis / Analyse de la course

Heat 2

101 NOR Muhammad Hakimi - MAS				Lap	63 GOMEZ PENALOZA Bryan Steve - COL			
Distance	Time	Rank	Lap Time		Distance	Time	Rank	Lap Time
125m	14.553	8			125m	13.944	5	
250m	23.224	7	23.224	1	250m	22.417	6	22.417
375m	31.734	10			375m	30.394	5	
500m	40.178	10	16.954	2	500m	38.214	3	15.797
625m	48.639	10			625m	46.117	4	
750m	57.062	10	16.884	3	750m	54.033	4	15.819
875m	1:05.489	10			875m	1:02.023	5	
1000m	1:13.981	10	16.919	4	1000m	1:09.974	5	15.941
1125m	1:22.504	10			1125m	1:17.912	5	
1250m	1:31.065	10	17.084	5	1250m	1:25.854	5	15.880
1375m	1:39.569	10			1375m	1:33.832	6	
1500m	1:48.047	10	16.982	6	1500m	1:41.756	6	15.902
1625m	1:56.539	10			1625m	1:49.646	6	
1750m	2:05.095	10	17.048	7	1750m	1:57.544	6	15.788
1875m	2:13.601	10			1875m	2:05.395	5	
2000m	2:21.958	10	16.863	8	2000m	2:13.347	5	15.803
2125m	2:30.251	10			2125m	2:21.228	5	
2250m	2:38.650	10	16.692	9	2250m	2:29.147	5	15.800
2375m	2:47.158	10			2375m	2:37.108	5	
2500m	2:55.833	10	17.183	10	2500m	2:45.100	5	15.953
2625m	3:04.643	10			2625m	2:53.126	5	
2750m	3:13.683	10	17.850	11	2750m	3:01.170	5	16.070
2875m	3:22.860	10			2875m	3:09.247	5	
3000m	3:32.221	10	18.538	12	3000m	3:17.269	5	16.099
3125m	3:41.679	10			3125m	3:25.268	4	
3250m	3:51.304	10	19.083	13	3250m	3:33.192	3	15.923
3375m	4:00.991	10			3375m	3:41.147	3	
3500m	4:10.794	10	19.490	14	3500m	3:49.067	3	15.875
3625m	4:20.468	10			3625m	3:57.057	3	
3750m	4:30.241	10	19.447	15	3750m	4:05.125	3	16.058
3875m	4:39.884	10			3875m	4:13.209	2	
4000m	4:49.622	10	19.381	16	4000m	4:21.239	2	16.114

9-12 September 2021

Men's Individual Pursuit / Poursuite individuelle hommes
Qualifying / Qualifications
Race Analysis / Analyse de la course

Heat 3

42 CROOM John - USA				Lap	55 RICHARDSON Sean - CAN			
Distance	Time	Rank	Lap Time		Distance	Time	Rank	Lap Time
125m	14.582	9			125m	13.485	2	
250m	23.351	9	23.351	1	250m	21.466	1	21.466
375m	31.469	7			375m	29.015	1	
500m	39.404	7	16.053	2	500m	36.441	1	14.975
625m	47.168	7			625m	43.915	1	
750m	54.896	7	15.492	3	750m	51.439	1	14.998
875m	1:02.660	7			875m	59.042	1	
1000m	1:10.358	6	15.462	4	1000m	1:06.716	1	15.277
1125m	1:18.092	6			1125m	1:14.450	1	
1250m	1:25.907	6	15.549	5	1250m	1:22.224	1	15.508
1375m	1:33.724	5			1375m	1:30.058	1	
1500m	1:41.514	5	15.607	6	1500m	1:37.898	1	15.674
1625m	1:49.299	4			1625m	1:45.785	1	
1750m	1:57.079	4	15.565	7	1750m	1:53.741	1	15.843
1875m	2:04.871	4			1875m	2:01.718	1	
2000m	2:12.640	4	15.561	8	2000m	2:09.798	1	16.057
2125m	2:20.442	4			2125m	2:17.944	1	
2250m	2:28.288	4	15.648	9	2250m	2:26.166	1	16.368
2375m	2:36.138	4			2375m	2:34.466	1	
2500m	2:43.991	4	15.703	10	2500m	2:42.872	2	16.706
2625m	2:51.840	3			2625m	2:51.261	2	
2750m	2:59.718	2	15.727	11	2750m	2:59.736	3	16.864
2875m	3:07.675	2			2875m	3:08.279	3	
3000m	3:15.694	2	15.976	12	3000m	3:16.885	4	17.149
3125m	3:23.771	2			3125m	3:25.649	5	
3250m	3:31.858	2	16.164	13	3250m	3:34.463	6	17.578
3375m	3:39.992	2			3375m	3:43.329	6	
3500m	3:48.206	2	16.348	14	3500m	3:52.223	6	17.760
3625m	3:56.500	2			3625m	4:01.066	6	
3750m	4:04.897	2	16.691	15	3750m	4:09.772	6	17.549
3875m	4:13.423	3			3875m	4:18.335	6	
4000m	4:21.977	3	17.080	16	4000m	4:26.857	6	17.085

9-12 September 2021

Men's Individual Pursuit / Poursuite individuelle hommes
Qualifying / Qualifications
Race Analysis / Analyse de la course

Heat 4

108 MARTINEZ HUERTA Jorge - MEX				Lap	53 GUILLEMETTE Mathias - CAN			
Distance	Time	Rank	Lap Time		Distance	Time	Rank	Lap Time
125m	14.803	10			125m	13.794	3	
250m	23.376	10	23.376	1	250m	22.302	4	22.302
375m	31.728	9			375m	30.397	6	
500m	40.111	9	16.735	2	500m	38.300	6	15.998
625m	48.439	9			625m	46.186	5	
750m	56.831	9	16.720	3	750m	54.045	5	15.745
875m	1:05.161	9			875m	1:01.936	4	
1000m	1:13.356	9	16.525	4	1000m	1:09.855	4	15.810
1125m	1:21.556	9			1125m	1:17.725	4	
1250m	1:29.772	9	16.416	5	1250m	1:25.620	4	15.765
1375m	1:38.000	9			1375m	1:33.502	4	
1500m	1:46.222	9	16.450	6	1500m	1:41.423	4	15.803
1625m	1:54.455	9			1625m	1:49.412	5	
1750m	2:02.713	9	16.491	7	1750m	1:57.463	5	16.040
1875m	2:11.053	9			1875m	2:05.463	6	
2000m	2:19.394	9	16.681	8	2000m	2:13.486	6	16.023
2125m	2:27.725	8			2125m	2:21.533	6	
2250m	2:36.020	8	16.626	9	2250m	2:29.596	6	16.110
2375m	2:44.296	8			2375m	2:37.673	6	
2500m	2:52.634	8	16.614	10	2500m	2:45.714	6	16.118
2625m	3:01.065	8			2625m	2:53.788	6	
2750m	3:09.628	8	16.994	11	2750m	3:01.894	6	16.180
2875m	3:18.098	8			2875m	3:09.948	6	
3000m	3:26.735	8	17.107	12	3000m	3:18.010	6	16.116
3125m	3:35.168	8			3125m	3:26.071	6	
3250m	3:43.600	8	16.865	13	3250m	3:34.182	5	16.172
3375m	3:51.994	8			3375m	3:42.350	5	
3500m	4:00.442	8	16.842	14	3500m	3:50.631	5	16.449
3625m	4:08.967	8			3625m	3:59.057	5	
3750m	4:17.389	8	16.947	15	3750m	4:07.523	5	16.892
3875m	4:25.830	8			3875m	4:16.021	5	
4000m	4:34.333	8	16.944	16	4000m	4:24.681	5	17.158

9-12 September 2021

Men's Individual Pursuit / Poursuite individuelle hommes
Qualifying / Qualifications
Race Analysis / Analyse de la course

Heat 5

35 CRISTA Daniel - ROU				Lap	105 AGUIRRE GARZA Tomas - MEX			
Distance	Time	Rank	Lap Time		Distance	Time	Rank	Lap Time
125m	14.057	6			125m	13.866	4	
250m	22.388	5	22.388	1	250m	22.180	3	22.180
375m	30.357	4			375m	30.209	3	
500m	38.214	3	15.826	2	500m	38.214	3	16.034
625m	45.958	3			625m	46.285	6	
750m	53.676	3	15.462	3	750m	54.390	6	16.176
875m	1:01.419	3			875m	1:02.522	6	
1000m	1:09.146	3	15.470	4	1000m	1:10.618	7	16.228
1125m	1:16.880	3			1125m	1:18.670	7	
1250m	1:24.658	3	15.512	5	1250m	1:26.655	7	16.037
1375m	1:32.437	3			1375m	1:34.651	7	
1500m	1:40.191	3	15.533	6	1500m	1:42.699	7	16.044
1625m	1:47.934	3			1625m	1:50.752	7	
1750m	1:55.674	3	15.483	7	1750m	1:58.801	7	16.102
1875m	2:03.427	2			1875m	2:06.868	7	
2000m	2:11.189	2	15.515	8	2000m	2:14.937	7	16.136
2125m	2:19.019	2			2125m	2:23.051	7	
2250m	2:26.835	2	15.646	9	2250m	2:31.216	7	16.279
2375m	2:34.678	2			2375m	2:39.413	7	
2500m	2:42.446	1	15.611	10	2500m	2:47.616	7	16.400
2625m	2:50.279	1			2625m	2:55.798	7	
2750m	2:58.136	1	15.690	11	2750m	3:04.012	7	16.396
2875m	3:06.040	1			2875m	3:12.297	7	
3000m	3:13.934	1	15.798	12	3000m	3:20.681	7	16.669
3125m	3:21.831	1			3125m	3:29.109	7	
3250m	3:29.680	1	15.746	13	3250m	3:37.636	7	16.955
3375m	3:37.591	1			3375m	3:46.181	7	
3500m	3:45.521	1	15.841	14	3500m	3:54.725	7	17.089
3625m	3:53.484	1			3625m	4:03.275	7	
3750m	4:01.503	1	15.982	15	3750m	4:11.908	7	17.183
3875m	4:09.612	1			3875m	4:20.635	7	
4000m	4:17.766	1	16.263	16	4000m	4:29.567	7	17.659

Communiqué approved by the Secretary of the Commissaires Panel:

9-12 September 2021

Communiqué no. 104 Rectificatif 1

Men's Individual Pursuit / Poursuite individuelle hommes
Qualifying / Qualifications
Start List / Liste de départ

Sat 11 Sep 2021 - Race distance: 4km

World Record	4:01.934 GANNA Filippo	ITA Berlin (GER)	28 FEB 2020
---------------------	------------------------	------------------	-------------

Heat	Race Number	Name	Team Code	Time
1	98	HAIZEMAN Muhammad Amir Farhan	MAS	_____
	66	OSORIO HENAO Julian	COL	_____
2	101	NOR Muhammad Hakimi	MAS	_____
	63	GOMEZ PENALOZA Bryan Steve	COL	_____
3	42	CROOM John	USA	_____
	55	RICHARDSON Sean	CAN	_____
4	108	MARTINEZ HUERTA Jorge	MEX	_____
	53	GUILLEMETTE Mathias	CAN	_____
5	35	CRISTA Daniel	ROU	_____
	105	AGUIRRE GARZA Tomas	MEX	_____

Progression rule:

Fastest 2 riders race for Gold, and 3rd and 4th riders race for Bronze.

Communiqué approved by the Secretary of the Commissaires Panel:

Men's Elimination Race / Course par élimination hommes
World Cup Standings / Classement coupe du monde

As of FRI 10 SEP 2021

Event No 1	Hong Kong (HKG)	13-16 MAY 2021
Event No 2	Saint Petersburg (RUS)	8-11 JUL 2021
Event No 3	Cali (COL)	9-12 SEP 2021

Rank	Name	Team Code	Event No 1	Event No 2	Event No 3	Total Points
1	CAMPBELL Akil	TTO			800.0	800.0
2	GIORDANI Carloalberto	ITA		800.0		800.0
3	HASHIMOTO Eiya	JPN	800.0			800.0
4	de KETELE Kenny	BEL			720.0	720.0
5	SMIRNOV Alexandr	RUS		720.0		720.0
6	MARTORELL HAGA Erik	ESP	720.0			720.0
7	MATZNER Stefan	AUT	480.0	232.0		712.0
8	ARRIAGADA PIZARRO Cristian	CHI			640.0	640.0
9	VOLIKAKIS Christos	GRE		640.0		640.0
10	MALCHAREK Moritz	GER	640.0			640.0
11	MUNIZ VAZQUEZ Jose	MEX			600.0	600.0
12	KARALIOK Yauheni	BLR		600.0		600.0
13	HANSEN Tobias	DEN	600.0			600.0
14	SUTHERLAND Edwin	BAR			560.0	560.0
15	RUGOVAC Denis	CZE		560.0		560.0
16	GLADYSH Roman	UKR	560.0			560.0
17	HANZIN Andrii	UKR			520.0	520.0
18	LAFARGUE Quentin	FRA		520.0		520.0
19	MAZUR Dzianis	BLR	520.0			520.0
20	GUILLEMETTE Mathias	CAN			480.0	480.0
21	CHALEL Yacine	ALG		480.0		480.0
22	CROOM John	USA			440.0	440.0
23	MATIAS Joao	POR		440.0		440.0
24	PARRA ARIAS Jordan Arley	COL			400.0	400.0
25	TURAR Assylkhan	NCT		400.0		400.0
26	ZUAZUBISKAR GALLASTEGI Illart	EUS			360.0	360.0
27	TANACHEV Nikita	GEO		360.0		360.0
28	EVDOKIMOV Danil	UZB			328.0	328.0
29	de LISI Nicolo	SUI		328.0		328.0
30	ABD RAUF Muhammad Ibni Hissham	MAS			304.0	304.0
31	DZHUS Volodymyr	UKR		304.0		304.0
32	REIKDAL STACHERA Samuel Hauane	BRA			280.0	280.0
33	MURPHY Jb	IRL		280.0		280.0
34	MATTHEWS Daniyal	RSA			256.0	256.0
35	AZEN Gabiden	KAZ		256.0		256.0

Men's Elimination Race / Course par élimination hommes
Results / Résultats
Fri 10 Sep 2021
Elapsed time: 12:00
Average Speed: 48.706km/h

Rank	Race Number	Name	Team Code
1	37	CAMPBELL Akil	TTO
2	4	de KETELE Kenny	BEL
3	16	ARRIAGADA PIZARRO Cristian	CHI
4	109	MUNIZ VAZQUEZ Jose	MEX
5	2	SUTHERLAND Edwin	BAR
6	38	HANZIN Andrii	UKR
7	53	GUILLEMETTE Mathias	CAN
8	42	CROOM John	USA
9	67	PARRA ARIAS Jordan Arley	COL
10	23	ZUAZUBISKAR GALLASTEGI Illart	EUS
11	45	EVDOKIMOV Danil	UZB
12	26	ABD RAUF Muhammad Ibni Hissham	MAS
13	9	REIKDAL STACHERA Samuel Hauane	BRA
14	36	MATTHEWS Daniyal	RSA

Communiqué approved by the Secretary of the Commissaires Panel:

.....

Men's Elimination Race / Course par élimination hommes
Start List / Liste de départ

Fri 10 Sep 2021

Race Number	Name	Team Code
At the fence		
67	PARRA ARIAS Jordan Arley	COL
2	SUTHERLAND Edwin	BAR
38	HANZIN Andrii	UKR
45	EVDOKIMOV Danil	UZB
26	ABD RAUF Muhammad Ibni Hissham	MAS
9	REIKDAL STACHERA Samuel Hauane	BRA
109	MUNIZ VAZQUEZ Jose	MEX
At the blue band		
16	ARRIAGADA PIZARRO Cristian	CHI
37	CAMPBELL Akil	TTO
23	ZUAZUBISKAR GALLASTEGI Illart	EUS
42	CROOM John	USA
53	GUILLEMETTE Mathias	CAN
36	MATTHEWS Daniyal	RSA
4	de KETELE Kenny	BEL

Communiqué approved by the Secretary of the Commissaires Panel:

Women's Team Sprint / Vitesse par équipe femmes
World Cup Standings / Classement coupe du monde

As of THU 9 SEP 2021

Event No 1	Hong Kong (HKG)	13-16 MAY 2021
Event No 2	Saint Petersburg (RUS)	8-11 JUL 2021
Event No 3	Cali (COL)	9-12 SEP 2021

Rank	Name	Team Code	Event No 1	Event No 2	Event No 3	Total Points
1	COLOMBIA	COL			1200.0	1200.0
2	RUSSIAN FEDERATION	RUS		1200.0		1200.0
3	HONG KONG, CHINA	HKG	1200.0			1200.0
4	POLAND	POL			1080.0	1080.0
5	CANADA	CAN			960.0	960.0
6	GERMANY	GER		960.0		960.0
7	MALAYSIA	MAS			900.0	900.0
8	LITHUANIA	LTU		900.0		900.0
9	NIGERIA	NGR			840.0	840.0
10	UKRAINE	UKR		840.0		840.0

Women's Team Sprint / Vitesse par équipe femmes
Final Classification / Classement final
Thu 9 Sep 2021

World Record	46.852	RUS - Russia	Plovdiv (BUL)	11 NOV 2020
---------------------	--------	--------------	---------------	-------------

Rank	Team / Name	Lap 1	Lap 2 Lap 1-2	Time Lap 2-3	Average Speed km/h
Final for Gold					
GOLD	1 COL - Colombia	19.708	34.121	47.969	56.286
	71 BAYONA PINEDA Martha		14.413	13.848	
	72 GAVIRIA RENDON Juliana				
	73 MOSQUERA QUICENO Yarli				
SILVER	2 POL - Poland	19.549	33.849	48.634	55.517
	123 KARWACKA Marlena		14.300	14.785	
	124 LOS Urszula				
	126 SIBIAK Nikola				
Final for Bronze					
BRONZE	3 CAN - Canada	20.909	35.031	49.361	54.699
	57 ATTWELL Erin J		14.122	14.330	
	58 BOYLE Jackie				
	59 ORBAN Sarah				
	4 MAS - Malaysia	21.240	36.309	51.709	52.215
	103 CHEK RAMLI Nor Aisyah Munirah		15.069	15.400	
	28 MOHAMAD ZUBIR Nur Aisyah				
	29 NORZALI Nurqadrina Emylia				
Placed after First Round					
	5 NGR - Nigeria			DNS	
	117 SAMUEL Mary				
	118 UKPESERAYE Ese				
	119 YEKEEN Tawakalt				

Communiqué approved by the Secretary of the Commissaires Panel:

Note:
Riders are presented in their starting order.

LEGEND
DNS Did Not Start

9-12 September 2021

Women's Team Sprint / Vitesse par équipe femmes
Finals / Finales
Race Analysis / Analyse de la course

GOLD

Distance	COL - Colombia			Lap	Distance	POL - Poland		
	Time	Rank	Lap Time			Time	Rank	Lap Time
125m	12.121	2			125m	11.832	1	
250m	19.708	2	19.708	1	250m	19.549	1	19.549
375m	26.932	2			375m	26.640	1	
500m	34.121	2	14.413	2	500m	33.849	1	14.300
625m	40.983	1			625m	41.140	2	
750m	47.969	1	13.848	3	750m	48.634	2	14.785

BRONZE

Distance	CAN - Canada			Lap	Distance	MAS - Malaysia		
	Time	Rank	Lap Time			Time	Rank	Lap Time
125m	13.083	1			125m	13.380	2	
250m	20.909	1	20.909	1	250m	21.240	2	21.240
375m	27.968	1			375m	28.763	2	
500m	35.031	1	14.122	2	500m	36.309	2	15.069
625m	42.088	1			625m	43.935	2	
750m	49.361	3	14.330	3	750m	51.709	4	15.400

Communiqué approved by the Secretary of the Commissaires Panel:

**Women's Team Sprint / Vitesse par équipe femmes
Finals / Finales
Start List / Liste de départ**

Thu 9 Sep 2021 - Race distance: 3 laps

World Record	46.852 RUS - Russia	Plovdiv (BUL)	11 NOV 2020
---------------------	---------------------	---------------	-------------

Heat	Race Number	Team / Name	Time
FOR BRONZE		CAN - Canada	_____
	57	ATTWELL Erin J	
	58	BOYLE Jackie	
	59	ORBAN Sarah	
		MAS - Malaysia	_____
	103	CHEK RAMLI Nor Aisyah Munirah	
	28	MOHAMAD ZUBIR Nur Aisyah	
	29	NORZALI Nurqadrina Emylia	
FOR GOLD		COL - Colombia	_____
	71	BAYONA PINEDA Martha	
	72	GAVIRIA RENDON Juliana	
	73	MOSQUERA QUICENO Yarli	
		POL - Poland	_____
	123	KARWACKA Marlena	
	124	LOS Urszula	
	126	SIBIAK Nikola	

Communiqué approved by the Secretary of the Commissaires Panel:

.....

Note:
The composition of the teams may be subject to change up to 30 minutes before the start of the race. Sorted in the order given by the team.

9-12 September 2021
Communiqué no. 112

**Women's Team Sprint / Vitesse par équipe femmes
First Round / Premier tour
Results / Résultats**

Thu 9 Sep 2021 - Race distance: 3 laps

World Record	46.852 RUS - Russia	Plovdiv (BUL)	11 NOV 2020
---------------------	---------------------	---------------	-------------

Heat	Rank	Team / Name	Lap 1	Lap 2 Lap 1-2	Time Lap 2-3	Average Speed km/h
2	2	NGR - Nigeria 117 SAMUEL Mary 118 UKPESERAYE Ese 119 YEKEEN Tawakalt			DNS	
3	1	POL - Poland 123 KARWACKA Marlena 124 LOS Urszula 126 SIBIAK Nikola	19.418	33.708 14.290	48.575 14.867	55.584
	2	CAN - Canada 57 ATTWELL Erin J 58 BOYLE Jackie 59 ORBAN Sarah	21.188	35.321 14.133	49.748 14.427	54.274
4	1	COL - Colombia 71 BAYONA PINEDA Martha 72 GAVIRIA RENDON Juliana 73 MOSQUERA QUICENO Yarli	19.793	33.951 14.158	47.683 13.732	56.624
	2	MAS - Malaysia 103 CHEK RAMLI Nor Aisyah Munirah 28 MOHAMAD ZUBIR Nur Aisyah 29 NORZALI Nurqadrina Emylia	20.849	36.111 15.262	51.584 15.473	52.342

Progression rule:

The two winning teams from heats 3 and 4 race for the gold and silver medals, and the two losing teams from heat 3 and 4 race for bronze medal.

Communiqué approved by the Secretary of the Commissaires Panel:

.....

Note:

Riders are presented in their starting order.

LEGEND

DNS Did Not Start

9-12 September 2021

**Women's Team Sprint / Vitesse par équipe femmes
First Round / Premier tour
Race Analysis / Analyse de la course**

Heat 2

Distance	NGR - Nigeria			Lap	Distance
	Time	Rank	Lap Time		
125m	DNS			1	125m
250m					250m
375m					375m
500m				2	500m
625m					625m
750m				3	750m

Heat 3

Distance	POL - Poland			Lap	Distance	CAN - Canada		
	Time	Rank	Lap Time			Time	Rank	Lap Time
125m	11.727	1		1	125m	13.294	2	21.188
250m	19.418	1	19.418		250m	21.188	2	
375m	26.480	1			375m	28.259	2	
500m	33.708	1	14.290	2	500m	35.321	2	14.133
625m	41.022	1			625m	42.450	2	
750m	48.575	1	14.867	3	750m	49.748	2	14.427

Heat 4

Distance	COL - Colombia			Lap	Distance	MAS - Malaysia		
	Time	Rank	Lap Time			Time	Rank	Lap Time
125m	12.191	1		1	125m	13.208	2	20.849
250m	19.793	1	19.793		250m	20.849	2	
375m	26.835	1			375m	28.644	2	
500m	33.951	1	14.158	2	500m	36.111	2	15.262
625m	40.722	1			625m	43.824	2	
750m	47.683	1	13.732	3	750m	51.584	2	15.473

Communiqué approved by the Secretary of the Commissaires Panel:

LEGEND
DNS Did Not Start

**Women's Team Sprint / Vitesse par équipe femmes
First Round / Premier tour
Start List / Liste de départ**

Thu 9 Sep 2021 - Race distance: 3 laps

World Record	46.852 RUS - Russia	Plovdiv (BUL)	11 NOV 2020
---------------------	---------------------	---------------	-------------

Heat	Race Number	Team / Name	Time
2		NGR - Nigeria	_____
	119	YEKEEN Tawakalt	
	117	SAMUEL Mary	
	118	UKPESERAYE Ese	
3		POL - Poland	_____
	123	KARWACKA Marlena	
	124	LOS Urszula	
	126	SIBIAK Nikola	
		CAN - Canada	_____
	57	ATTWELL Erin J	
	59	ORBAN Sarah	
	58	BOYLE Jackie	
4		COL - Colombia	_____
	73	MOSQUERA QUICENO Yarli	
	72	GAVIRIA RENDON Juliana	
	71	BAYONA PINEDA Martha	
		MAS - Malaysia	_____
	29	NORZALI Nurqadrina Emylia	
	103	CHEK RAMLI Nor Aisyah Munirah	
	28	MOHAMAD ZUBIR Nur Aisyah	

Progression rule:

The two winning teams from heats 3 and 4 race for the gold and silver medals, and the two losing teams from heat 3 and 4 race for bronze medal.

Communiqué approved by the Secretary of the Commissaires Panel:

.....

Note:

The composition of the teams may be subject to change up to 30 minutes before the start of the race. Sorted in the order given by the team.

**Women's Team Sprint / Vitesse par équipe femmes
Qualifying / Qualifications
Results / Résultats**

Thu 9 Sep 2021 - Race distance: 3 laps

World Record	46.852 RUS - Russia	Plovdiv (BUL)	11 NOV 2020
---------------------	---------------------	---------------	-------------

Rank	Team / Name	Lap 1	Lap 2 Lap 1-2	Time Lap 2-3	Average Speed km/h
1	COL - Colombia	20.035 (2)	34.333 (2)	48.205 (1)	56.011
	73 MOSQUERA QUICENO Yarli		14.298 (2)	13.872 (1)	
	72 GAVIRIA RENDON Juliana				
	71 BAYONA PINEDA Martha				
2	POL - Poland	19.371 (1)	33.748 (1)	48.766 (2)	55.366
	123 KARWACKA Marlena		14.377 (3)	15.018 (3)	
	124 LOS Urszula				
	126 SIBIAK Nikola				
3	CAN - Canada	20.815 (4)	34.795 (3)	49.041 (3)	55.056
	57 ATTWELL Erin J		13.980 (1)	14.246 (2)	
	59 ORBAN Sarah				
	58 BOYLE Jackie				
4	MAS - Malaysia	20.783 (3)	35.995 (4)	51.843 (4)	52.080
	29 NORZALI Nurqadrina Emylia		15.212 (4)	15.848 (4)	
	103 CHEK RAMLI Nor Aisyah Munirah				
	28 MOHAMAD ZUBIR Nur Aisyah				
5	NGR - Nigeria	22.372 (5)	39.853 (5)	56.066 (5)	48.158
	119 YEKEEN Tawakalt		17.481 (5)	16.213 (5)	
	117 SAMUEL Mary				
	118 UKPESERAYE Ese				

Progression rule:

Fastest 5 teams qualify for the first round.

Communiqué approved by the Secretary of the Commissaires Panel:

.....

Note:

Riders are presented in their starting order.

9-12 September 2021

**Women's Team Sprint / Vitesse par équipe femmes
Qualifying / Qualifications
Race Analysis / Analyse de la course**

Heat 1

MAS - Malaysia				Lap	CAN - Canada			
Distance	Time	Rank	Lap Time		Distance	Time	Rank	Lap Time
125m	13.008	4		1	125m	12.907	3	
250m	20.783	3	20.783		250m	20.815	4	20.815
375m	28.356	4			375m	27.735	3	
500m	35.995	4	15.212	2	500m	34.795	3	13.980
625m	43.858	4			625m	41.768	3	
750m	51.843	4	15.848	3	750m	49.041	3	14.246

Heat 3

NGR - Nigeria				Lap	COL - Colombia			
Distance	Time	Rank	Lap Time		Distance	Time	Rank	Lap Time
125m	13.752	5		1	125m	12.318	2	
250m	22.372	5	22.372		250m	20.035	2	20.035
375m	31.381	5			375m	27.132	2	
500m	39.853	5	17.481	2	500m	34.333	2	14.298
625m	47.946	5			625m	41.171	2	
750m	56.066	5	16.213	3	750m	48.205	1	13.872

Heat 4
Heat 5

POL - Poland				Lap
Distance	Time	Rank	Lap Time	
125m	11.681	1		1
250m	19.371	1	19.371	
375m	26.493	1		
500m	33.748	1	14.377	2
625m	41.115	1		
750m	48.766	2	15.018	3

Communiqué approved by the Secretary of the Commissaires Panel:

**Women's Team Sprint / Vitesse par équipe femmes
Qualifying / Qualifications
Start List / Liste de départ**

Thu 9 Sep 2021 - Race distance: 3 laps

World Record	46.852 RUS - Russia	Plovdiv (BUL)	11 NOV 2020
---------------------	---------------------	---------------	-------------

Heat	Race Number	Team / Name	Time
1		MAS - Malaysia	_____
	103	CHEK RAMLI Nor Aisyah Munirah	
	29	NORZALI Nurqadrina Emylia	
	28	MOHAMAD ZUBIR Nur Aisyah	
2		CAN - Canada	_____
	57	ATTWELL Erin J	
	59	ORBAN Sarah	
	58	BOYLE Jackie	
3		NGR - Nigeria	_____
	119	YEKEEN Tawakalt	
	117	SAMUEL Mary	
	118	UKPESERAYE Ese	
4		COL - Colombia	_____
	73	MOSQUERA QUICENO Yarli	
	72	GAVIRIA RENDON Juliana	
	71	BAYONA PINEDA Martha	
5		POL - Poland	_____
	123	KARWACKA Marlena	
	124	LOS Urszula	
	126	SIBIAK Nikola	

Progression rule:

Fastest 5 teams qualify for the first round.

Communiqué approved by the Secretary of the Commissaires Panel:

.....

Note:

The composition of the teams may be subject to change up to 30 minutes before the start of the race. Sorted in the order given by the team.

Women's Sprint / Vitesse femmes
World Cup Standings / Classement coupe du monde

As of FRI 10 SEP 2021

Event No 1	Hong Kong (HKG)	13-16 MAY 2021
Event No 2	Saint Petersburg (RUS)	8-11 JUL 2021
Event No 3	Cali (COL)	9-12 SEP 2021

Rank	Name	Team Code	Event No 1	Event No 2	Event No 3	Total Points
1	BAYONA PINEDA Martha	COL		560.0	800.0	1360.0
2	ROSIDI Anis Amira	SDF	328.0		520.0	848.0
3	VOINOVA Anastasiia	RUS		800.0		800.0
4	LEE Wai Sze	HKG	800.0			800.0
5	GROS Mathilde	FRA			720.0	720.0
6	TYSHCHENKO Yana	RUS		720.0		720.0
7	KOBAYASHI Yuka	JPN	720.0			720.0
8	ORBAN Sarah	CAN			640.0	640.0
9	KRUPECKAITE Simona	LTU		640.0		640.0
10	UMEKAWA Fuko	RKD	640.0			640.0
11	VERDUGO OSUNA Yuli	MEX			600.0	600.0
12	PROPSTER Alessa-Catriona	GER		600.0		600.0
13	SATO Mina	RKD	600.0			600.0
14	BOYLE Jackie	CAN			560.0	560.0
15	OHTA Riyu	BGT	560.0			560.0
16	MAROZAITE Migle	LTU		520.0		520.0
17	VECE Miriam	ITA	520.0			520.0
18	GAVIRIA RENDON Juliana	COL			480.0	480.0
19	GRISHINA Serafima	MCT		480.0		480.0
20	GODBY Madalyn	USA	480.0			480.0
21	JABORNIKOVA Veronika	CZE			440.0	440.0
22	WALSH Orla	IRL		440.0		440.0
23	RODRIGUEZ HACOEN Joanne	GUA	440.0			440.0
24	LOS Urszula	POL			400.0	400.0
25	ALBERS Katharina	GER		400.0		400.0
26	MARQUARDT Mandy	USA	400.0			400.0
27	DEGRENDELE Nicky	BEL			360.0	360.0
28	SKORYSHCHENKO Yuliiia	UKR		360.0		360.0
29	LEE Hoi Yan Jessica	HKG	360.0			360.0
30	KARWACKA Marlena	POL			328.0	328.0
31	BILETSKA Alla	UKR		328.0		328.0
32	RECIO CARVAJAL Abigail	CRC			304.0	304.0
33	CASAS ROIGE Helena	ESP	304.0			304.0

Women's Sprint / Vitesse femmes
Final Classification / Classement final
Fri 10 Sep 2021

Rank	Race Number	Name	Team Code	Race 1	Race 2	Decider
				200m Time:	11.145	11.437
				Average Speed km/h:	64.603	62.954
Final For Gold						
GOLD	1	71 BAYONA PINEDA Martha	COL	Winner	Winner	
SILVER	2	89 GROS Mathilde	FRA	+0.127	+5.518	
				200m Time:	11.431	11.209
				Average Speed km/h:	62.987	64.234
Final For Bronze						
BRONZE	3	59 ORBAN Sarah	CAN	Winner	Winner	
	4	115 VERDUGO OSUNA Yuli	MEX	+0.167	+0.105	
Did not qualify for Semifinals						
	5	58 BOYLE Jackie	CAN			
	6	104 ROSIDI Anis Amira	MAS			
	7	72 GAVIRIA RENDON Juliana	COL			
	8	83 JABORNIKOVA Veronika	CZE			
Did not qualify for Quarterfinals						
	9	124 LOS Urszula	POL			
	10	7 DEGREDELE Nicky	BEL			
	11	123 KARWACKA Marlena	POL			
	12	79 RECIO CARVAJAL Abigail	CRC			

 Communiqué approved by the Secretary of the Commissaires Panel:

Women's Sprint / Vitesse femmes
Finals / Finales
Start List / Liste de départ

Fri 10 Sep 2021 - Race distance: 3 laps

Race Number	Name	Team Code	Race 1	Race 2	Decider
<i>For Bronze</i>					
		200m Time:			
		Average Speed km/h:			
115	VERDUGO OSUNA Yuli	MEX			
59	w ORBAN Sarah	CAN			
<i>For Gold</i>					
		200m Time:			
		Average Speed km/h:			
89	GROS Mathilde	FRA			
71	w BAYONA PINEDA Martha	COL			

Communiqué approved by the Secretary of the Commissaires Panel:

.....

LEGEND

w Warning

**Women's Sprint / Vitesse femmes
Semifinals / Demi-finales
Results / Résultats**

Fri 10 Sep 2021 - Race distance: 3 laps

Rank	Race Number	Name	Team Code	Race 1	Race 2	Decider	
				200m Time:	11.306	11.489	11.622
				Average Speed km/h:	63.683	62.669	61.951
Heat 1							
1	89	GROS Mathilde	FRA	+0.011	Winner	Winner	
2	115	VERDUGO OSUNA Yuli	MEX	Winner	+0.011	REL	
				200m Time:	11.125	11.536	
				Average Speed km/h:	64.719	62.413	
Heat 2							
1	71	BAYONA PINEDA Martha	COL	Winner	Winner		
2	59	ORBAN Sarah	CAN	+0.155	+0.746		

Progression rule:

The winners race for the gold and silver medals. The losers race for the bronze medal.

No 115 VERDUGO OSUNA Yuli (MEX)

Relegation for not holding their line during the final sprint.
Déclassement pour avoir quitté sa ligne pendant le sprint final.

No 71 BAYONA PINEDA Martha (COL)

Warning for moving down towards the inside of the track when an opponent was already there.
Avertissement pour s'être rabattu vers l'intérieur alors que son concurrent s'y trouvait déjà.

No 59 ORBAN Sarah (CAN)

Warning for riding on the blue band.
Avertissement pour avoir roulé sur la côte d'azur.

Communiqué approved by the Secretary of the Commissaires Panel:

.....

LEGEND

REL Relegated

Women's Sprint / Vitesse femmes
Semifinals / Demi-finales
Start List / Liste de départ

Fri 10 Sep 2021 - Race distance: 3 laps

Race Number	Name	Team Code	Race 1	Race 2	Decider
Heat 1					
			200m Time:		
			Average Speed km/h:		
89	GROS Mathilde	FRA			
115	VERDUGO OSUNA Yuli	MEX			
Heat 2					
			200m Time:		
			Average Speed km/h:		
71	BAYONA PINEDA Martha	COL			
59	ORBAN Sarah	CAN			

Progression rule:

The winners race for the gold and silver medals. The losers race for the bronze medal.

Communiqué approved by the Secretary of the Commissaires Panel:

.....

**Women's Sprint / Vitesse femmes
Quarterfinals / Quart de finales
Results / Résultats**

Fri 10 Sep 2021 - Race distance: 3 laps

Rank	Race Number	Name	Team Code	Race 1	Race 2	Decider
			200m Time:	11.469	11.409	
			Average Speed km/h:	62.778	63.108	
Heat 1						
1	89	GROS Mathilde	FRA	Winner	Winner	
2	83	JABORNIKOVA Veronika	CZE	+0.128	+1.858	
			200m Time:	11.351	11.731	
			Average Speed km/h:	63.431	61.376	
Heat 2						
1	71	BAYONA PINEDA Martha	COL	Winner	Winner	
2	72	GAVIRIA RENDON Juliana	COL	+0.082	+0.150	
			200m Time:	11.233	11.154	
			Average Speed km/h:	64.097	64.551	
Heat 3						
1	59	ORBAN Sarah	CAN	Winner	Winner	
2	104	ROSIDI Anis Amira	MAS	+0.267	+0.220	
			200m Time:	11.033	11.159	
			Average Speed km/h:	65.259	64.522	
Heat 4						
1	115	VERDUGO OSUNA Yuli	MEX	Winner	Winner	
2	58	BOYLE Jackie	CAN	+0.264	+0.123	

Progression rule:

The winner of each heat qualifies to the Semifinals.

Communiqué approved by the Secretary of the Commissaires Panel:

.....

**Women's Sprint / Vitesse femmes
Quarterfinals / Quart de finales
Start List / Liste de départ**

Fri 10 Sep 2021 - Race distance: 3 laps

Race Number	Name	Team Code	Race 1	Race 2	Decider
Heat 1					
		200m Time:			
		Average Speed km/h:			
89	GROS Mathilde	FRA			
83	JABORNIKOVA Veronika	CZE			
Heat 2					
		200m Time:			
		Average Speed km/h:			
71	BAYONA PINEDA Martha	COL			
72	GAVIRIA RENDON Juliana	COL			
Heat 3					
		200m Time:			
		Average Speed km/h:			
59	ORBAN Sarah	CAN			
104	ROSIDI Anis Amira	MAS			
Heat 4					
		200m Time:			
		Average Speed km/h:			
58	BOYLE Jackie	CAN			
115	VERDUGO OSUNA Yuli	MEX			

Progression rule:

The winner of each heat qualifies to the Semifinals.

Communiqué approved by the Secretary of the Commissaires Panel:

.....

Women's Sprint / Vitesse femmes
1/8 Finals / 1/8 de finale
Results / Résultats

Fri 10 Sep 2021 - Race distance: 3 laps

Rank	Race Number	Name	Team Code	
				200m Time:
				Average Speed km/h:
Heat 1				
	1	89 GROS Mathilde	FRA	Winner
				200m Time:
				Average Speed km/h:
Heat 2				
	1	71 BAYONA PINEDA Martha	COL	Winner
				200m Time:
				Average Speed km/h:
Heat 3				
	1	59 ORBAN Sarah	CAN	Winner
				200m Time:
				Average Speed km/h:
Heat 4				
	1	58 BOYLE Jackie	CAN	Winner
				200m Time:
				Average Speed km/h:
Heat 5				
	1	115 VERDUGO OSUNA Yuli	MEX	Winner
	2	79 RECIO CARVAJAL Abigail	CRC	+0.967
				200m Time:
				Average Speed km/h:
Heat 6				
	1	104 ROSIDI Anis Amira	MAS	Winner
	2	123 KARWACKA Marlina	POL	+0.183
				200m Time:
				Average Speed km/h:
Heat 7				
	1	72 GAVIRIA RENDON Juliana	COL	Winner
	2	7 DEGRENDELE Nicky	BEL	+0.052
				200m Time:
				Average Speed km/h:
Heat 8				
	1	83 JABORNIKOVA Veronika	CZE	Winner
	2	124 LOS Urszula	POL	+0.062

Progression rule:

The winner of each heat qualifies to the Quarterfinals.

Communiqué approved by the Secretary of the Commissaires Panel:

Note:

The average speed is taken over the last 200m.

**Women's Sprint / Vitesse femmes
1/8 Finals / 1/8 de finale
Start List / Liste de départ**

Fri 10 Sep 2021 - Race distance: 3 laps

Race Number	Name	Team Code
Heat 1		
89	GROS Mathilde	FRA
200m Time: Average Speed km/h:		
Heat 2		
71	BAYONA PINEDA Martha	COL
200m Time: Average Speed km/h:		
Heat 3		
59	ORBAN Sarah	CAN
200m Time: Average Speed km/h:		
Heat 4		
58	BOYLE Jackie	CAN
200m Time: Average Speed km/h:		
Heat 5		
115	VERDUGO OSUNA Yuli	MEX
79	RECIO CARVAJAL Abigail	CRC
200m Time: Average Speed km/h:		
Heat 6		
104	ROSIDI Anis Amira	MAS
123	KARWACKA Marlena	POL
200m Time: Average Speed km/h:		
Heat 7		
72	GAVIRIA RENDON Juliana	COL
7	DEGRENDELE Nicky	BEL
200m Time: Average Speed km/h:		
Heat 8		
83	JABORNIKOVA Veronika	CZE
124	LOS Urszula	POL
200m Time: Average Speed km/h:		

Progression rule:

The winner of each heat qualifies to the Quarterfinals.

Communiqué approved by the Secretary of the Commissaires Panel:

.....

**Women's Sprint / Vitesse femmes
Qualifying / Qualifications
Results / Résultats**

Fri 10 Sep 2021 - Race distance: 200m flying start (3.5 laps)

World Record	10.154 MITCHELL Kelsey	CAN Cochabamba (BOL)	4 SEP 2019
---------------------	------------------------	----------------------	------------

Rank	Race Number	Name	Team Code	100m	Time 100-200	Average Speed km/h
1	89	GROS Mathilde	FRA	5.307 (2)	10.688 5.381 (1)	67.365
2	71	BAYONA PINEDA Martha	COL	5.287 (1)	10.703 5.416 (2)	67.271
3	59	ORBAN Sarah	CAN	5.316 (3)	10.766 5.450 (3)	66.877
4	58	BOYLE Jackie	CAN	5.349 (4)	10.895 5.546 (4)	66.085
5	115	VERDUGO OSUNA Yuli	MEX	5.469 (5)	11.033 5.564 (5)	65.259
6	104	ROSIDI Anis Amira	MAS	5.480 (6)	11.110 5.630 (6)	64.806
7	72	GAVIRIA RENDON Juliana	COL	5.538 (7)	11.172 5.634 (7)	64.447
8	83	JABORNIKOVA Veronika	CZE	5.550 (8)	11.246 5.696 (8)	64.023
9	124	LOS Urszula	POL	5.645 (9)	11.443 5.798 (9)	62.921
10	7	DEGRENDELE Nicky	BEL	5.686 (10)	11.581 5.895 (11)	62.171
11	123	KARWACKA Marlena	POL	5.706 (11)	11.596 5.890 (10)	62.090
12	79	RECIO CARVAJAL Abigail	CRC	5.951 (12)	12.199 6.248 (12)	59.021

Progression rule:

Top 12 riders qualify for 1/8 Finals.

Communiqué approved by the Secretary of the Commissaires Panel:

**Women's Sprint / Vitesse femmes
Qualifying / Qualifications
Start List / Liste de départ**

Fri 10 Sep 2021 - Race distance: 200m flying start (3.5 laps)

World Record	10.154 MITCHELL Kelsey	CAN Cochabamba (BOL)	4 SEP 2019
---------------------	------------------------	----------------------	------------

Order	Race Number	Name	Team Code	Time
1	59	ORBAN Sarah	CAN	_____
2	123	KARWACKA Marlena	POL	_____
3	7	DEGRENDELE Nicky	BEL	_____
4	124	LOS Urszula	POL	_____
5	89	GROS Mathilde	FRA	_____
6	58	BOYLE Jackie	CAN	_____
7	104	ROSIDI Anis Amira	MAS	_____
8	79	RECIO CARVAJAL Abigail	CRC	_____
9	83	JABORNIKOVA Veronika	CZE	_____
10	72	GAVIRIA RENDON Juliana	COL	_____
11	115	VERDUGO OSUNA Yuli	MEX	_____
12	71	BAYONA PINEDA Martha	COL	_____

Progression rule:

Top 12 riders qualify for 1/8 Finals.

Communiqué approved by the Secretary of the Commissaires Panel:

Women's Keirin / Keirin femmes
World Cup Standings / Classement coupe du monde

As of SUN 12 SEP 2021

Event No 1	Hong Kong (HKG)	13-16 MAY 2021
Event No 2	Saint Petersburg (RUS)	8-11 JUL 2021
Event No 3	Cali (COL)	9-12 SEP 2021

Rank	Name	Team Code	Event No 1	Event No 2	Event No 3	Total Points
1	BAYONA PINEDA Martha	COL		800.0	800.0	1600.0
2	KOBAYASHI Yuka	JPN	800.0			800.0
3	VERDUGO OSUNA Yuli	MEX			720.0	720.0
4	PROPSTER Alessa-Catriona	GER		720.0		720.0
5	LEE Wai Sze	HKG	720.0			720.0
6	ROSIDI Anis Amira	SDF	304.0		360.0	664.0
7	LOS Urszula	POL			640.0	640.0
8	ALBERS Katharina	GER		640.0		640.0
9	GODBY Madalyn	USA	640.0			640.0
10	GAVIRIA RENDON Juliana	COL			600.0	600.0
11	BILETSKA Alla	UKR		600.0		600.0
12	SATO Mina	RKD	600.0			600.0
13	ORBAN Sarah	CAN			560.0	560.0
14	KRUPECKAITE Simona	LTU		560.0		560.0
15	OHTA Riyu	BGT	560.0			560.0
16	GROS Mathilde	FRA			520.0	520.0
17	TYSHCHENKO Yana	RUS		520.0		520.0
18	UMEKAWA Fuko	RKD	520.0			520.0
19	BOYLE Jackie	CAN			480.0	480.0
20	GRISHINA Serafima	MCT		480.0		480.0
21	CASAS ROIGE Helena	ESP	480.0			480.0
22	DEGRENDELE Nicky	BEL			440.0	440.0
23	MAROZAITÉ Migle	LTU		440.0		440.0
24	MARQUARDT Mandy	USA	440.0			440.0
25	KARWACKA Marlena	POL			400.0	400.0
26	SKORYSHCHENKO Yuliiia	UKR		400.0		400.0
27	RODRIGUEZ HACOEN Joanne	GUA	400.0			400.0
28	WALSH Orla	IRL		360.0		360.0
29	LEE Hoi Yan Jessica	HKG	360.0			360.0
30	RECIO CARVAJAL Abigail	CRC			328.0	328.0
31	ANDREEVA Ksenia	RUS		328.0		328.0
32	VECE Miriam	ITA	328.0			328.0
33	JABORNIKOVA Veronika	CZE			304.0	304.0
34	YEKEEN Tawakalt	NGR			280.0	280.0

Women's Keirin / Keirin femmes
Final Classification / Classement final
Sun 12 Sep 2021 - Race distance: 6 laps

Rank	Race Number	Name	Team Code	Time Behind
Final 1-6				
200m Time: 11.157 Average Speed: 64.533km/h				
GOLD	71	BAYONA PINEDA Martha	COL	
SILVER	115	VERDUGO OSUNA Yuli	MEX	+0.043
BRONZE	124	LOS Urszula	POL	+0.131
4	72	GAVIRIA RENDON Juliana	COL	+0.260
5	59	ORBAN Sarah	CAN	+0.365
6	89	GROS Mathilde	FRA	+0.725
Final 7-12				
200m Time: 11.394 Average Speed: 63.191km/h				
7	58	BOYLE Jackie	CAN	
8	7	DEGRENDELE Nicky	BEL	+0.188
9	123	KARWACKA Marlina	POL	+0.222
10	104	ROSIDI Anis Amira	MAS	+0.805
11	79	RECIO CARVAJAL Abigail	CRC	+0.943
12	83	JABORNIKOVA Veronika	CZE	+2.931
Did not qualify from First Round				
13	119	YEKEEN Tawakalt	NGR	

 Communiqué approved by the Secretary of the Commissaires Panel:

**Women's Keirin / Keirin femmes
Finals / Finales
Start List / Liste de départ**

Sun 12 Sep 2021 - Race distance: 6 laps

Race Number	Name	Team Code
Final 7-12		
7	DEGRENDELE Nicky	BEL
58	BOYLE Jackie	CAN
79	RECIO CARVAJAL Abigail	CRC
83	JABORNIKOVA Veronika	CZE
104	ROSIDI Anis Amira	MAS
123	KARWACKA Marlena	POL
Final 1-6		
59	ORBAN Sarah	CAN
71	BAYONA PINEDA Martha	COL
72	GAVIRIA RENDON Juliana	COL
89	GROS Mathilde	FRA
115	VERDUGO OSUNA Yuli	MEX
124	LOS Urszula	POL

Communiqué approved by the Secretary of the Commissaires Panel:

.....

9-12 September 2021
Communiqué no. 131

**Women's Keirin / Keirin femmes
First Round / Premier tour
Results / Résultats**

Sun 12 Sep 2021 - Race distance: 6 laps

Rank	Race Number	Name	Team Code	Time Behind
Heat 1				
200m Time: 11.350 Average Speed: 63.436km/h				
1	71	BAYONA PINEDA Martha	COL	
2	59	ORBAN Sarah	CAN	+0.316
3	124	LOS Urszula	POL	+0.581
4	7	DEGRENDELE Nicky	BEL	+0.767
5	79	RECIO CARVAJAL Abigail	CRC	+2.035
6	83	JABORNIKOVA Veronika	CZE	+11.618
Heat 2				
200m Time: 11.485 Average Speed: 62.690km/h				
1	89	GROS Mathilde	FRA	
2	115	VERDUGO OSUNA Yuli	MEX	+0.051
3	72	GAVIRIA RENDON Juliana	COL	+0.123
4	58	BOYLE Jackie	CAN	+0.233
5	123	KARWACKA Marlina	POL	+0.233
6	104	ROSIDI Anis Amira	MAS	+0.598
7	119	YEKEEN Tawakalt	NGR	+7.263

Progression rule:

The first three riders in each heat qualify to Final 1-6, 4th to 6th Riders advance to Final 7-12.

Communiqué approved by the Secretary of the Commissaires Panel:

.....

Women's Keirin / Keirin femmes
First Round / Premier tour
Start List / Liste de départ

Sun 12 Sep 2021 - Race distance: 6 laps

Race Number	Name	Team Code
Heat 1		
7	DEGRENDELE Nicky	BEL
59	ORBAN Sarah	CAN
71	BAYONA PINEDA Martha	COL
79	RECIO CARVAJAL Abigail	CRC
83	JABORNIKOVA Veronika	CZE
124	LOS Urszula	POL
Heat 2		
58	BOYLE Jackie	CAN
72	GAVIRIA RENDON Juliana	COL
89	GROS Mathilde	FRA
104	ROSIDI Anis Amira	MAS
115	VERDUGO OSUNA Yuli	MEX
119	YEKEEN Tawakalt	NGR
123	KARWACKA Marlena	POL

Progression rule:

The first three riders in each heat qualify to Final 1-6, 4th to 6th Riders advance to Final 7-12.

Communiqué approved by the Secretary of the Commissaires Panel:

.....

Women's Team Pursuit / Poursuite par équipe femmes
World Cup Standings / Classement coupe du monde

As of THU 9 SEP 2021

Event No 1	Hong Kong (HKG)	13-16 MAY 2021
Event No 2	Saint Petersburg (RUS)	8-11 JUL 2021
Event No 3	Cali (COL)	9-12 SEP 2021

Rank	Name	Team Code	Event No 1	Event No 2	Event No 3	Total Points
1	CANADA	CAN			1600.0	1600.0
2	IRELAND	IRL		1600.0		1600.0
3	POLAND	POL			1440.0	1440.0
4	Russian Federation	RUS		1440.0		1440.0
5	COLOMBIA	COL			1280.0	1280.0
6	SWITZERLAND	SUI		1280.0		1280.0
7	GERMANY	GER			1200.0	1200.0
8	BELARUS	BLR		1200.0		1200.0
9	MEXICO	MEX			1120.0	1120.0
10	NIGERIA	NGR			1040.0	1040.0

Women's Team Pursuit / Poursuite par équipe femmes
Final Classification / Classement final
Thu 9 Sep 2021

World Record	4:04.242 GER - Germany	Tokyo (JPN)	3 AUG 2021
---------------------	------------------------	-------------	------------

Rank	Team / Name	1000m	2000m 1000-2000	3000m 2000-3000	Time 3000-4000	Average Speed km/h
------	-------------	-------	--------------------	--------------------	-------------------	--------------------------

Final for Gold

GOLD	1 CAN - Canada	1:13.115 (1)				
	14 BARRACLOUGH Ngairé					
	15 van DAM Sarah					
	57 ATTWELL Erin J					
	60 PLANTE Lily					

SILVER	2 POL - Poland				OVL	
	33 PIKULIK Daria					
	34 PLOSAJ Nikol					
	125 PIKULIK Wiktoria					
	127 WIELOWSKA Nikola					

Final for Bronze

BRONZE	3 COL - Colombia	1:11.411 (2)	2:15.114 (1)	3:20.527 (1)	4:26.789	53.975
	19 HERNANDEZ GOMEZ Lina Marcela		1:03.703 (1)	1:05.413 (1)	1:06.262 (1)	
	74 PARRA ROJAS Jessica Marcela					
	75 ROJAS ZAPATA Lina Mabel	(X)				
	77 VALBUENA ROA Camila Andrea					
	4 GER - Germany	1:10.759 (1)	2:15.145 (2)	3:21.883 (2)	4:37.036	51.979
	24 SUESSEMILCH Laura		1:04.386 (2)	1:06.738 (2)	1:15.153 (2)	
	25 TEUTENBERG Lea Lin					
	90 BECKER Charlotte	(X)				
	91 REISSNER Lena Charlotte					

Placed after First Round

5 MEX - Mexico
31 ACEVEDO MENDOZA Yareli
32 VELASCO FUENTES Victoria
112 CASTANEDA VILLARREAL Melanie
113 HINOJOSA CRUZ Romina
6 NGR - Nigeria
116 AYUBA Grace
117 SAMUEL Mary
118 UKPESERAYE Ese
119 YEKEEN Tawakalt

Communiqué approved by the Secretary of the Commissaires Panel:

LEGEND
OVL Overlapped X Rider pulled out before the finish

9-12 September 2021

Women's Team Pursuit / Poursuite par équipe femmes
Finals / Finales
Race Analysis / Analyse de la course

GOLD

Distance	CAN - Canada		Lap Time	Lap	Distance	POL - Poland		Lap Time
	Time	Rank				Time	Rank	
125m	14.451	1			125m	15.883	2	
250m	23.095	1	23.095	1	250m	25.554	2	25.554
375m	31.135	1			375m	35.173	2	
500m	38.974	1	15.879	2	500m	44.335	2	18.781
625m	46.900	1			625m	53.541	2	
750m	54.626	1	15.652	3	750m	1:02.734	2	18.399
875m	1:02.835	1			875m	1:13.107	2	
1000m	1:13.115	1	18.489	4	1000m	OVL		
1125m					1125m			
1250m				5	1250m			
1375m					1375m			
1500m				6	1500m			
1625m					1625m			
1750m				7	1750m			
1875m					1875m			
2000m				8	2000m			
2125m					2125m			
2250m				9	2250m			
2375m					2375m			
2500m				10	2500m			
2625m					2625m			
2750m				11	2750m			
2875m					2875m			
3000m				12	3000m			
3125m					3125m			
3250m				13	3250m			
3375m					3375m			
3500m				14	3500m			
3625m					3625m			
3750m				15	3750m			
3875m					3875m			
4000m				16	4000m			

9-12 September 2021

**Women's Team Pursuit / Poursuite par équipe femmes
Finals / Finales
Race Analysis / Analyse de la course**

BRONZE

COL - Colombia				Lap	GER - Germany			
Distance	Time	Rank	Lap Time		Distance	Time	Rank	Lap Time
125m	14.808	1			125m	14.868	2	
250m	23.250	1	23.250	1	250m	23.397	2	23.397
375m	31.413	2			375m	31.372	1	
500m	39.325	2	16.075	2	500m	39.244	1	15.847
625m	47.276	2			625m	47.030	1	
750m	55.261	2	15.936	3	750m	54.880	1	15.636
875m	1:03.391	2			875m	1:02.771	1	
1000m	1:11.411	2	16.150	4	1000m	1:10.759	1	15.879
1125m	1:19.346	2			1125m	1:18.708	1	
1250m	1:27.333	2	15.922	5	1250m	1:26.664	1	15.905
1375m	1:35.473	2			1375m	1:34.677	1	
1500m	1:43.403	2	16.070	6	1500m	1:42.668	1	16.004
1625m	1:51.531	2			1625m	1:50.800	1	
1750m	1:59.458	2	16.055	7	1750m	1:58.885	1	16.217
1875m	2:07.243	2			1875m	2:06.995	1	
2000m	2:15.114	1	15.656	8	2000m	2:15.145	2	16.260
2125m	2:23.110	1			2125m	2:23.462	2	
2250m	2:31.167	1	16.053	9	2250m	2:31.943	2	16.798
2375m	2:39.378	1			2375m	2:40.480	2	
2500m	2:47.743	1	16.576	10	2500m	2:48.599	2	16.656
2625m	2:55.914	1			2625m	2:56.837	2	
2750m	3:04.173	1	16.430	11	2750m	3:05.042	2	16.443
2875m	3:12.516	1			2875m	3:13.343	2	
3000m	3:20.527	1	16.354	12	3000m	3:21.883	2	16.841
3125m	3:28.846	1			3125m	3:30.619	2	
3250m	3:36.938	1	16.411	13	3250m	3:39.322	2	17.439
3375m	3:44.971	1			3375m	3:48.273	2	
3500m	3:53.002	1	16.064	14	3500m	3:57.437	2	18.115
3625m	4:01.025	1			3625m	4:06.857	2	
3750m	4:09.316	1	16.314	15	3750m	4:16.478	2	19.041
3875m	4:17.722	1			3875m	4:26.447	2	
4000m	4:26.789	3	17.473	16	4000m	4:37.036	4	20.558

Communiqué approved by the Secretary of the Commissaires Panel:

LEGEND
OVL Overlapped

Women's Team Pursuit / Poursuite par équipe femmes
Finals / Finales
Start List / Liste de départ

Thu 9 Sep 2021 - Race distance: 4km

World Record	4:04.242 GER - Germany	Tokyo (JPN)	3 AUG 2021
---------------------	------------------------	-------------	------------

Heat	Race Number	Team / Name	Time	
FOR BRONZE		COL - Colombia	_____	
	19	HERNANDEZ GOMEZ Lina Marcela		
	74	PARRA ROJAS Jessica Marcela		
	75	ROJAS ZAPATA Lina Mabel		
	77	VALBUENA ROA Camila Andrea		
		GER - Germany	_____	
	24	SUESSEMILCH Laura		
	25	TEUTENBERG Lea Lin		
	90	BECKER Charlotte		
	91	REISSNER Lena Charlotte		
	FOR GOLD		CAN - Canada	_____
		14	BARRACLOUGH Ngaire	
15		van DAM Sarah		
57		ATTWELL Erin J		
60		PLANTE Lily		
		POL - Poland	_____	
33		PIKULIK Daria		
34		PLOSAJ Nikol		
125		PIKULIK Wiktoria		
127		WIELOWSKA Nikola		

Communiqué approved by the Secretary of the Commissaires Panel:

.....

Note:

The composition of the teams may be subject to change up to 30 minutes before the start of the race.

9-12 September 2021
Communiqué no. 142

**Women's Team Pursuit / Poursuite par équipe femmes
First Round / Premier tour
Results / Résultats**

Thu 9 Sep 2021 - Race distance: 4km

World Record	4:04.242 GER - Germany	Tokyo (JPN)	3 AUG 2021
---------------------	------------------------	-------------	------------

Heat	Rank	Team / Name	1000m	2000m 1000-2000	3000m 2000-3000	Time 3000-4000	Average Speed km/h		
2	1	MEX - Mexico	1:15.523 (1)	2:25.600 (1)	3:39.083 (1)	4:50.490	49.571		
		31 ACEVEDO MENDOZA Yareli		1:10.077 (1)	1:13.483 (1)	1:11.407 (1)			
			32 VELASCO FUENTES Victoria						
			112 CASTANEDA VILLARREAL Melanie						
			113 HINOJOSA CRUZ Romina						
	2	NGR - Nigeria		1:20.872 (2)	2:41.336 (2)	4:08.396 (2)	5:40.286	42.317	
			116 AYUBA Grace		1:20.464 (2)	1:27.060 (2)	1:31.890 (2)		
			117 SAMUEL Mary	(X)					
			118 UKPESERAYE Ese						
			119 YEKEEN Tawakalt						
3	1	CAN - Canada	1:11.100 (1)	2:15.085 (1)	3:20.792 (1)	4:25.619	54.213	QG	
		14 BARRACLOUGH Ngaire		1:03.985 (2)	1:05.707 (1)	1:04.827 (1)			
			15 van DAM Sarah	(X)					
			57 ATTWELL Erin J						
			60 PLANTE Lily						
	2	COL - Colombia		1:12.512 (2)	2:15.828 (2)	3:21.654 (2)	4:28.456	53.640	
			19 HERNANDEZ GOMEZ Lina Marcela		1:03.316 (1)	1:05.826 (2)	1:06.802 (2)		
			74 PARRA ROJAS Jessica Marcela	(X)					
			75 ROJAS ZAPATA Lina Mabel						
			77 VALBUENA ROA Camila Andrea						
4	1	POL - Poland	1:09.955 (1)	2:13.090 (1)	3:19.235 (1)	4:28.118	53.708	QG	
		33 PIKULIK Daria		1:03.135 (1)	1:06.145 (2)	1:08.883 (2)			
			34 PLOSAJ Nikol						
			125 PIKULIK Wiktorja						
			127 WIELOWSKA Nikola	(X)					
	2	GER - Germany		1:11.905 (2)	2:16.752 (2)	3:22.137 (2)	4:28.827	53.566	
			24 SUESSEMILCH Laura		1:04.847 (2)	1:05.385 (1)	1:06.690 (1)		
			25 TEUTENBERG Lea Lin	(X)					
			90 BECKER Charlotte						
			91 REISSNER Lena Charlotte						

Progression rule:

The winners of heats 3 and 4 in the First round ride the final for the gold and silver medals.
The remaining four teams will be ranked by their times in the First round and will be paired as follows:
The two fastest teams ride the final for the bronze medal.

Communiqué approved by the Secretary of the Commissaires Panel:

LEGEND

QG Qualified for Gold **X** Rider pulled out before the finish

9-12 September 2021

**Women's Team Pursuit / Poursuite par équipe femmes
First Round / Premier tour
Race Analysis / Analyse de la course**

Heat 2

MEX - Mexico				Lap	NGR - Nigeria			
Distance	Time	Rank	Lap Time		Distance	Time	Rank	Lap Time
125m	14.701	1			125m	15.135	2	
250m	23.370	1	23.370	1	250m	25.253	2	25.253
375m	32.011	1			375m	35.008	2	
500m	40.632	1	17.262	2	500m	44.234	2	18.981
625m	49.488	1			625m	53.634	2	
750m	58.069	1	17.437	3	750m	1:03.038	2	18.804
875m	1:06.878	1			875m	1:12.224	2	
1000m	1:15.523	1	17.454	4	1000m	1:20.872	2	17.834
1125m	1:24.286	1			1125m	1:29.722	2	
1250m	1:32.778	1	17.255	5	1250m	1:39.241	2	18.369
1375m	1:41.209	1			1375m	1:48.790	2	
1500m	1:49.697	1	16.919	6	1500m	1:58.574	2	19.333
1625m	1:58.807	1			1625m	2:10.321	2	
1750m	2:07.774	1	18.077	7	1750m	2:21.196	2	22.622
1875m	2:16.849	1			1875m	2:31.272	2	
2000m	2:25.600	1	17.826	8	2000m	2:41.336	2	20.140
2125m	2:34.522	1			2125m	2:52.256	2	
2250m	2:43.614	1	18.014	9	2250m	3:03.315	2	21.979
2375m	2:52.945	1			2375m	3:14.741	2	
2500m	3:01.820	1	18.206	10	2500m	3:26.022	2	22.707
2625m	3:11.008	1			2625m	3:36.996	2	
2750m	3:20.460	1	18.640	11	2750m	3:47.183	2	21.161
2875m	3:30.026	1			2875m	3:57.907	2	
3000m	3:39.083	1	18.623	12	3000m	4:08.396	2	21.213
3125m	3:48.298	1			3125m	4:18.417	2	
3250m	3:57.917	1	18.834	13	3250m	4:29.448	2	21.052
3375m	4:07.210	1			3375m	4:40.822	2	
3500m	4:15.998	1	18.081	14	3500m	4:52.600	2	23.152
3625m	4:24.904	1			3625m	5:04.614	2	
3750m	4:33.636	1	17.638	15	3750m	5:16.542	2	23.942
3875m	4:42.112	1			3875m	5:27.255	2	
4000m	4:50.490	1	16.854	16	4000m	5:40.286	2	23.744

9-12 September 2021

**Women's Team Pursuit / Poursuite par équipe femmes
First Round / Premier tour
Race Analysis / Analyse de la course**

Heat 3

CAN - Canada				Lap	COL - Colombia			
Distance	Time	Rank	Lap Time		Distance	Time	Rank	Lap Time
125m	14.711	1			125m	14.959	2	
250m	23.235	1	23.235	1	250m	23.585	2	23.585
375m	31.288	1			375m	31.924	2	
500m	39.113	1	15.878	2	500m	40.007	2	16.422
625m	47.124	1			625m	48.045	2	
750m	55.031	1	15.918	3	750m	56.195	2	16.188
875m	1:03.040	1			875m	1:04.512	2	
1000m	1:11.100	1	16.069	4	1000m	1:12.512	2	16.317
1125m	1:19.317	1			1125m	1:20.385	2	
1250m	1:27.336	1	16.236	5	1250m	1:28.276	2	15.764
1375m	1:35.254	1			1375m	1:36.306	2	
1500m	1:43.120	1	15.784	6	1500m	1:44.366	2	16.090
1625m	1:50.919	1			1625m	1:52.247	2	
1750m	1:58.988	1	15.868	7	1750m	2:00.106	2	15.740
1875m	2:06.980	1			1875m	2:07.954	2	
2000m	2:15.085	1	16.097	8	2000m	2:15.828	2	15.722
2125m	2:23.196	1			2125m	2:23.864	2	
2250m	2:31.423	1	16.338	9	2250m	2:32.065	2	16.237
2375m	2:39.441	1			2375m	2:40.489	2	
2500m	2:47.643	1	16.220	10	2500m	2:48.708	2	16.643
2625m	2:55.816	1			2625m	2:56.968	2	
2750m	3:04.046	1	16.403	11	2750m	3:05.356	2	16.648
2875m	3:12.381	1			2875m	3:13.633	2	
3000m	3:20.792	1	16.746	12	3000m	3:21.654	2	16.298
3125m	3:28.940	1			3125m	3:29.560	2	
3250m	3:37.016	1	16.224	13	3250m	3:37.581	2	15.927
3375m	3:44.969	1			3375m	3:45.793	2	
3500m	3:52.919	1	15.903	14	3500m	3:54.162	2	16.581
3625m	4:00.963	1			3625m	4:02.843	2	
3750m	4:09.313	1	16.394	15	3750m	4:11.338	2	17.176
3875m	4:17.442	1			3875m	4:19.962	2	
4000m	4:25.619	1	16.306	16	4000m	4:28.456	2	17.118

9-12 September 2021

**Women's Team Pursuit / Poursuite par équipe femmes
First Round / Premier tour
Race Analysis / Analyse de la course**

Heat 4

Distance	GER - Germany			Lap	Distance	POL - Poland		
	Time	Rank	Lap Time			Time	Rank	Lap Time
125m	15.139	2			125m	14.718	1	
250m	23.790	2	23.790	1	250m	23.140	1	23.140
375m	31.862	2			375m	30.936	1	
500m	39.858	2	16.068	2	500m	38.636	1	15.496
625m	47.796	2			625m	46.425	1	
750m	55.762	2	15.904	3	750m	54.268	1	15.632
875m	1:03.918	2			875m	1:02.149	1	
1000m	1:11.905	2	16.143	4	1000m	1:09.955	1	15.687
1125m	1:20.017	2			1125m	1:17.661	1	
1250m	1:28.045	2	16.140	5	1250m	1:25.597	1	15.642
1375m	1:36.096	2			1375m	1:33.612	1	
1500m	1:44.267	2	16.222	6	1500m	1:41.393	1	15.796
1625m	1:52.315	2			1625m	1:49.068	1	
1750m	2:00.371	2	16.104	7	1750m	1:57.046	1	15.653
1875m	2:08.509	2			1875m	2:04.873	1	
2000m	2:16.752	2	16.381	8	2000m	2:13.090	1	16.044
2125m	2:24.855	2			2125m	2:21.153	1	
2250m	2:33.019	2	16.267	9	2250m	2:29.451	1	16.361
2375m	2:41.152	2			2375m	2:37.432	1	
2500m	2:49.344	2	16.325	10	2500m	2:45.647	1	16.196
2625m	2:57.589	2			2625m	2:54.092	1	
2750m	3:05.896	2	16.552	11	2750m	3:02.411	1	16.764
2875m	3:14.016	2			2875m	3:10.924	1	
3000m	3:22.137	2	16.241	12	3000m	3:19.235	1	16.824
3125m	3:30.335	2			3125m	3:27.658	1	
3250m	3:38.507	2	16.370	13	3250m	3:36.178	1	16.943
3375m	3:46.914	2			3375m	3:44.877	1	
3500m	3:55.351	2	16.844	14	3500m	3:53.645	1	17.467
3625m	4:04.003	2			3625m	4:02.205	1	
3750m	4:12.344	2	16.993	15	3750m	4:10.904	1	17.259
3875m	4:20.635	2			3875m	4:19.449	1	
4000m	4:28.827	2	16.483	16	4000m	4:28.118	1	17.214

Communiqué approved by the Secretary of the Commissaires Panel:

**Women's Team Pursuit / Poursuite par équipe femmes
First Round / Premier tour
Start List / Liste de départ**

Thu 9 Sep 2021 - Race distance: 4km

World Record	4:04.242 GER - Germany	Tokyo (JPN)	3 AUG 2021
---------------------	------------------------	-------------	------------

Heat	Race Number	Team / Name	Time
2		MEX - Mexico	_____
	31	ACEVEDO MENDOZA Yareli	
	32	VELASCO FUENTES Victoria	
	113	HINOJOSA CRUZ Romina	
	112	CASTANEDA VILLARREAL Melanie	
		NGR - Nigeria	_____
	119	YEKEEN Tawakalt	
	117	SAMUEL Mary	
	116	AYUBA Grace	
	118	UKPESERAYE Ese	
3		CAN - Canada	_____
	15	van DAM Sarah	
	57	ATTWELL Erin J	
	14	BARRACLOUGH Ngairé	
	60	PLANTE Lily	
		COL - Colombia	_____
	19	HERNANDEZ GOMEZ Lina Marcela	
	74	PARRA ROJAS Jessica Marcela	
	75	ROJAS ZAPATA Lina Mabel	
	77	VALBUENA ROA Camila Andrea	
4		GER - Germany	_____
	25	TEUTENBERG Lea Lin	
	91	REISSNER Lena Charlotte	
	24	SUESSEMILCH Laura	
	90	BECKER Charlotte	
		POL - Poland	_____
	33	PIKULIK Daria	
	127	WIELOWSKA Nikola	
	125	PIKULIK Wiktoria	
	34	PLOSAJ Nikol	

Progression rule:

The winners of heats 3 and 4 in the First round ride the final for the gold and silver medals.
The remaining four teams will be ranked by their times in the First round and will be paired as follows:
The two fastest teams ride the final for the bronze medal.

**Women's Team Pursuit / Poursuite par équipe femmes
First Round / Premier tour
Start List / Liste de départ**

Thu 9 Sep 2021 - Race distance: 4km

Heat	Race Number	Team / Name	Time
------	----------------	----------------	------

Communiqué approved by the Secretary of the Commissaires Panel:
.....**Note:**

The composition of the teams may be subject to change up to 30 minutes before the start of the race.

**Women's Team Pursuit / Poursuite par équipe femmes
Qualifying / Qualifications
Results / Résultats**

Thu 9 Sep 2021 - Race distance: 4km

World Record	4:04.242 GER - Germany	Tokyo (JPN)	3 AUG 2021
---------------------	------------------------	-------------	------------

Rank	Team / Name	1000m	2000m 1000-2000	3000m 2000-3000	Time 3000-4000	Average Speed km/h
1	GER - Germany	1:12.264 (2)	2:17.404 (3)	3:22.511 (2)	4:29.370	53.458
	24 SUESSEMILCH Laura		1:05.140 (3)	1:05.107 (2)	1:06.859 (3)	
	25 TEUTENBERG Lea Lin (X)					
	90 BECKER Charlotte					
	91 REISSNER Lena Charlotte					
2	CAN - Canada	1:11.604 (1)	2:15.648 (1)	3:21.870 (1)	4:29.979	53.337
	14 BARRACLOUGH Ngaire		1:04.044 (1)	1:06.222 (3)	1:08.109 (4)	
	15 van DAM Sarah (X)					
	57 ATTWELL Erin J					
	60 PLANTE Lily					
3	COL - Colombia	1:12.394 (3)	2:16.944 (2)	3:23.758 (3)	4:30.139	53.306
	19 HERNANDEZ GOMEZ Lina Marcela		1:04.550 (2)	1:06.814 (4)	1:06.381 (2)	
	74 PARRA ROJAS Jessica Marcela					
	75 ROJAS ZAPATA Lina Mabel (X)					
	77 VALBUENA ROA Camila Andrea					
4	POL - Poland	1:13.722 (4)	2:20.627 (4)	3:25.664 (4)	4:31.785	52.983
	33 PIKULIK Daria		1:06.905 (4)	1:05.037 (1)	1:06.121 (1)	
	34 PLOSAJ Nikol					
	125 PIKULIK Wiktoria					
	127 WIELOWSKA Nikola (X)					
5	MEX - Mexico	1:16.671 (5)	2:26.802 (5)	3:35.898 (5)	4:47.764	50.041
	31 ACEVEDO MENDOZA Yareli		1:10.131 (5)	1:09.096 (5)	1:11.866 (5)	
	32 VELASCO FUENTES Victoria					
	112 CASTANEDA VILLARREAL Melanie (X)					
	113 HINOJOSA CRUZ Romina					
6	NGR - Nigeria	1:25.134 (6)	2:44.316 (6)	4:08.349 (6)	5:32.445	43.315
	116 AYUBA Grace (X)		1:19.182 (6)	1:24.033 (6)	1:24.096 (6)	
	117 SAMUEL Mary					
	118 UKPESERAYE Ese					
	119 YEKEEN Tawakalt					

Progression rule:

The six teams recording the best times in the qualifying round will be matched in the First round as follows:

The 5th fastest team against the 8th fastest team.

The 2nd fastest team against the 3rd fastest team.

The fastest team against the 4th fastest team.

Communiqué approved by the Secretary of the Commissaires Panel:

LEGEND

X Rider pulled out before the finish

9-12 September 2021

**Women's Team Pursuit / Poursuite par équipe femmes
Qualifying / Qualifications
Race Analysis / Analyse de la course**

Heat 1				Heat 2				
Distance	POL - Poland		Lap Time	Lap	Distance	NGR - Nigeria		Lap Time
	Time	Rank				Time	Rank	
125m	15.528	5			125m	15.702	6	
250m	24.584	5	24.584	1	250m	25.701	6	25.701
375m	32.906	4			375m	35.979	6	
500m	41.029	4	16.445	2	500m	45.861	6	20.160
625m	49.186	4			625m	55.963	6	
750m	57.366	4	16.337	3	750m	1:05.912	6	20.051
875m	1:05.550	4			875m	1:15.842	6	
1000m	1:13.722	4	16.356	4	1000m	1:25.134	6	19.222
1125m	1:22.083	4			1125m	1:34.163	6	
1250m	1:30.549	4	16.827	5	1250m	1:43.055	6	17.921
1375m	1:39.167	4			1375m	1:52.712	6	
1500m	1:47.436	4	16.887	6	1500m	2:02.693	6	19.638
1625m	1:55.703	4			1625m	2:13.474	6	
1750m	2:03.967	4	16.531	7	1750m	2:24.173	6	21.480
1875m	2:12.471	4			1875m	2:34.755	6	
2000m	2:20.627	4	16.660	8	2000m	2:44.316	6	20.143
2125m	2:28.728	4			2125m	2:53.681	6	
2250m	2:36.744	4	16.117	9	2250m	3:03.310	6	18.994
2375m	2:45.041	4			2375m	3:13.954	6	
2500m	2:53.058	4	16.314	10	2500m	3:24.765	6	21.455
2625m	3:01.159	4			2625m	3:35.869	6	
2750m	3:09.212	4	16.154	11	2750m	3:46.628	6	21.863
2875m	3:17.564	4			2875m	3:57.426	6	
3000m	3:25.664	4	16.452	12	3000m	4:08.349	6	21.721
3125m	3:34.093	4			3125m	4:19.351	6	
3250m	3:42.307	4	16.643	13	3250m	4:30.353	6	22.004
3375m	3:50.502	4			3375m	4:40.979	6	
3500m	3:58.902	4	16.595	14	3500m	4:52.056	6	21.703
3625m	4:07.234	4			3625m	5:03.056	6	
3750m	4:15.693	4	16.791	15	3750m	5:13.338	6	21.282
3875m	4:23.768	4			3875m	5:23.274	6	
4000m	4:31.785	4	16.092	16	4000m	5:32.445	6	19.107

9-12 September 2021

**Women's Team Pursuit / Poursuite par équipe femmes
Qualifying / Qualifications
Race Analysis / Analyse de la course**

Heat 3				Heat 4				
Distance	COL - Colombia		Lap Time	Lap	Distance	MEX - Mexico		Lap Time
	Time	Rank				Time	Rank	
125m	15.154	3			125m	15.322	4	
250m	23.764	3	23.764	1	250m	24.582	4	24.582
375m	32.135	3			375m	33.512	5	
500m	40.168	3	16.404	2	500m	41.981	5	17.399
625m	48.457	3			625m	50.640	5	
750m	56.446	3	16.278	3	750m	59.294	5	17.313
875m	1:04.399	3			875m	1:08.182	5	
1000m	1:12.394	3	15.948	4	1000m	1:16.671	5	17.377
1125m	1:20.653	3			1125m	1:25.377	5	
1250m	1:28.713	3	16.319	5	1250m	1:34.083	5	17.412
1375m	1:36.764	3			1375m	1:42.919	5	
1500m	1:44.809	3	16.096	6	1500m	1:51.476	5	17.393
1625m	1:53.095	3			1625m	2:00.266	5	
1750m	2:01.092	3	16.283	7	1750m	2:09.386	5	17.910
1875m	2:09.043	2			1875m	2:18.121	5	
2000m	2:16.944	2	15.852	8	2000m	2:26.802	5	17.416
2125m	2:25.111	2			2125m	2:35.646	5	
2250m	2:33.318	2	16.374	9	2250m	2:44.397	5	17.595
2375m	2:41.853	2			2375m	2:53.007	5	
2500m	2:50.159	3	16.841	10	2500m	3:01.615	5	17.218
2625m	2:58.548	3			2625m	3:10.047	5	
2750m	3:07.106	3	16.947	11	2750m	3:18.534	5	16.919
2875m	3:15.360	3			2875m	3:27.282	5	
3000m	3:23.758	3	16.652	12	3000m	3:35.898	5	17.364
3125m	3:31.736	3			3125m	3:45.172	5	
3250m	3:39.642	3	15.884	13	3250m	3:54.357	5	18.459
3375m	3:47.690	3			3375m	4:03.341	5	
3500m	3:56.077	3	16.435	14	3500m	4:12.095	5	17.738
3625m	4:04.723	3			3625m	4:21.178	5	
3750m	4:13.143	3	17.066	15	3750m	4:30.229	5	18.134
3875m	4:21.542	3			3875m	4:39.097	5	
4000m	4:30.139	3	16.996	16	4000m	4:47.764	5	17.535

9-12 September 2021

**Women's Team Pursuit / Poursuite par équipe femmes
Qualifying / Qualifications
Race Analysis / Analyse de la course**

Heat 5				Heat 6				
Distance	CAN - Canada		Lap Time	Lap	Distance	GER - Germany		Lap Time
	Time	Rank				Time	Rank	
125m	14.728	1			125m	14.938	2	
250m	23.232	1	23.232	1	250m	23.574	2	23.574
375m	31.377	1			375m	31.815	2	
500m	39.243	1	16.011	2	500m	39.887	2	16.313
625m	47.332	1			625m	47.918	2	
750m	55.347	1	16.104	3	750m	55.955	2	16.068
875m	1:03.460	1			875m	1:04.217	2	
1000m	1:11.604	1	16.257	4	1000m	1:12.264	2	16.309
1125m	1:19.873	1			1125m	1:20.351	2	
1250m	1:27.818	1	16.214	5	1250m	1:28.303	2	16.039
1375m	1:35.720	1			1375m	1:36.383	2	
1500m	1:43.539	1	15.721	6	1500m	1:44.607	2	16.304
1625m	1:51.488	1			1625m	1:52.737	2	
1750m	1:59.386	1	15.847	7	1750m	2:00.877	2	16.270
1875m	2:07.463	1			1875m	2:09.100	3	
2000m	2:15.648	1	16.262	8	2000m	2:17.404	3	16.527
2125m	2:23.965	1			2125m	2:25.619	3	
2250m	2:32.213	1	16.565	9	2250m	2:33.884	3	16.480
2375m	2:40.759	1			2375m	2:42.044	3	
2500m	2:49.107	1	16.894	10	2500m	2:50.075	2	16.191
2625m	2:57.400	1			2625m	2:58.260	2	
2750m	3:05.761	1	16.654	11	2750m	3:06.311	2	16.236
2875m	3:13.874	1			2875m	3:14.450	2	
3000m	3:21.870	1	16.109	12	3000m	3:22.511	2	16.200
3125m	3:30.039	1			3125m	3:30.603	2	
3250m	3:38.359	1	16.489	13	3250m	3:38.645	2	16.134
3375m	3:46.871	1			3375m	3:47.157	2	
3500m	3:55.705	2	17.346	14	3500m	3:55.533	1	16.888
3625m	4:04.305	2			3625m	4:04.079	1	
3750m	4:12.800	1	17.095	15	3750m	4:12.828	2	17.295
3875m	4:21.408	2			3875m	4:21.185	1	
4000m	4:29.979	2	17.179	16	4000m	4:29.370	1	16.542

Communiqué approved by the Secretary of the Commissaires Panel:

**Women's Team Pursuit / Poursuite par équipe femmes
Qualifying / Qualifications
Start List / Liste de départ**

Thu 9 Sep 2021 - Race distance: 4km

World Record	4:04.242 GER - Germany	Tokyo (JPN)	3 AUG 2021
---------------------	------------------------	-------------	------------

Heat	Race Number	Team / Name	Time
1		POL - Poland	_____
	33	PIKULIK Daria	
	127	WIELOWSKA Nikola	
	34	PLOSAJ Nikol	
	125	PIKULIK Wiktoria	
2		NGR - Nigeria	_____
	119	YEKEEN Tawakalt	
	117	SAMUEL Mary	
	116	AYUBA Grace	
	118	UKPESERAYE Ese	
3		COL - Colombia	_____
	19	HERNANDEZ GOMEZ Lina Marcela	
	77	VALBUENA ROA Camila Andrea	
	75	ROJAS ZAPATA Lina Mabel	
	74	PARRA ROJAS Jessica Marcela	
4		MEX - Mexico	_____
	32	VELASCO FUENTES Victoria	
	31	ACEVEDO MENDOZA Yareli	
	112	CASTANEDA VILLARREAL Melanie	
	113	HINOJOSA CRUZ Romina	
5		CAN - Canada	_____
	15	van DAM Sarah	
	57	ATTWELL Erin J	
	14	BARRACLOUGH Ngaire	
	60	PLANTE Lily	
6		GER - Germany	_____
	25	TEUTENBERG Lea Lin	
	91	REISSNER Lena Charlotte	
	24	SUESSEMILCH Laura	
	90	BECKER Charlotte	

**Women's Team Pursuit / Poursuite par équipe femmes
Qualifying / Qualifications
Start List / Liste de départ**

Thu 9 Sep 2021 - Race distance: 4km

Heat	Race Number	Team / Name	Time
------	-------------	-------------	------

Progression rule:

The six teams recording the best times in the qualifying round will be matched in the First round as follows:

The 5th fastest team against the 8th fastest team.

The 2nd fastest team against the 3rd fastest team.

The fastest team against the 4th fastest team.

Communiqué approved by the Secretary of the Commissaires Panel:
.....**Note:**

The composition of the teams may be subject to change up to 30 minutes before the start of the race.

Women's Omnium / Omnium femmes
World Cup Standings / Classement coupe du monde

As of SAT 11 SEP 2021

Event No 1	Hong Kong (HKG)	13-16 MAY 2021
Event No 2	Saint Petersburg (RUS)	8-11 JUL 2021
Event No 3	Cali (COL)	9-12 SEP 2021

Rank	Name	Team Code	Event No 1	Event No 2	Event No 3	Total Points
1	EBERHARDT Verena	AUT	640.0	720.0		1360.0
2	PIKULIK Daria	POL			800.0	800.0
3	MARTINS Maria	POR		800.0		800.0
4	KAJIHARA Yumi	JPN	800.0			800.0
5	KLIMCHENKO Tetyana	UKR			720.0	720.0
6	STENBERG Anita Yvonne	NOR	720.0			720.0
7	HERNANDEZ GOMEZ Lina Marcela	COL			640.0	640.0
8	GILLESPIE Lara	IRL		640.0		640.0
9	de CLERCQ Katrijn	BEL			600.0	600.0
10	SULTANOVA Rinata	KAZ		600.0		600.0
11	SUZUKI Nao	RKD	600.0			600.0
12	TEUTENBERG Lea Lin	GER			560.0	560.0
13	BALEISYTE Olivija	LTU		560.0		560.0
14	SHARAKOVA Tatsiana	BLR	560.0			560.0
15	dos SANTOS RODRIGUES Wellyda Regis.	BRA		256.0	304.0	560.0
16	SEVCIKOVA Petra	CZE			520.0	520.0
17	AVERINA Mariia	RUS		520.0		520.0
18	LARRARTE ARTEAGA Eukene	ESP	520.0			520.0
19	WILLIAMS Lily	USA			480.0	480.0
20	METTRAUX Lena	SUI		480.0		480.0
21	VELASCO FUENTES Victoria	MEX			440.0	440.0
22	KHATUNTSEVA Gulnaz	MCT		440.0		440.0
23	CORTES UGARTE Scarlet	CHI			400.0	400.0
24	SALAUYEVA Aksana	BLR		400.0		400.0
25	JOSEPH Amber	BAR			360.0	360.0
26	BACIKOVA Alzbeta	SVK		360.0		360.0
27	AGUILAR GARCIA Dayana Lizbeth	ECU			328.0	328.0
28	OLSEN Amalie Winther	DEN		328.0		328.0
29	BORISSZA Johanna Kitti	HUN		304.0		304.0
30	KUSKOVA Yanina	UZB			280.0	280.0
31	ZAYED AHMED Ebtissam	EGY		280.0		280.0
32	MOHAMAD ZUBIR Nur Aisyah	MAS			256.0	256.0
33	YAROSHENKO Viktoriia	UKR		232.0		232.0

Women's Omnium / Omnium femmes

Final Classification / Classement final

Rank	Race Number	Name	Team Code	Scratch Race 1/4	Tempo Race 2/4	Elimination Race 3/4	Sub Total Points	Points Race 4/4 (80 Laps - 20 Km)										Total Points	
								Sprint Points								Lap Points			Finish Order
								1	2	3	4	5	6	7	8	+	-		
GOLD	33	PIKULIK Daria	POL	40 (1)	36 (3)	40 (1)	116 (1)	5	5	5	3	2	3	2	6		2	147	
SILVER	41	KLIMCHENKO Tetyana	UKR	36 (3)	26 (8)	38 (2)	100 (3)			3	5				10		1	118	
BRONZE	19	HERNANDEZ GOMEZ Lina Marcela	COL	34 (4)	40 (1)	36 (3)	110 (2)		1		2	1	2				8	116	
	4	de CLERCQ Katrijn	BEL	30 (6)	28 (7)	32 (5)	90 (4)		2	1	1			1	2		4	97	
	5	TEUTENBERG Lea Lin	GER	22 (10)	34 (4)	26 (8)	82 (7)	3		2			5	5			14	97	
	6	SEVCIKOVA Petra	CZE	32 (5)	22 (10)	34 (4)	88 (6)								4		3	92	
	7	WILLIAMS Lily	USA	18 (12)	32 (5)	22 (10)	72 (9)									20	7	92	
	8	VELASCO FUENTES Victoria	MEX	20 (11)	38 (2)	30 (6)	88 (5)		3								6	91	
	9	CORTES UGARTE Scarlet	CHI	26 (8)	24 (9)	28 (7)	78 (8)						1				5	79	
	10	JOSEPH Amber	BAR	28 (7)	18 (12)	24 (9)	70 (10)	2				5					13	77	
	11	AGUILAR GARCIA Dayana Lizbeth	ECU	24 (9)	14 (14)	18 (12)	56 (11)										10	56	
	12	dos SANTOS RODRIGUES Wellyda R.	BRA	14 (14)	20 (11)	20 (11)	54 (12)	1									12	55	
	13	KUSKOVA Yanina	UZB	12 (15)	16 (13)	16 (13)	44 (13)					3		3			11	50	
	14	MOHAMAD ZUBIR Nur Aisyah	MAS	16 (13)	12 (15)	14 (14)	42 (14)										9	42	
	118	UKPESERAYE Ese	NGR	10 (16)	-30 (16)	12 (15)	-8 (15)										DNF	DNF	
	14	BARRACLOUGH Ngairé	CAN	38 (2)	30 (6)	DNS												DNF	
Elapsed Time: 26:48 - Average Speed: 44.773km/h																			

Communiqué approved by the Secretary of the Commissaires Panel:

Note:

Points scale for the first three races: 1st: 40 points, 2nd: 38 points, 3rd: 36 points, etc.

LEGEND

+ Points **-** Points **DNF** Did Not **DNS** Did Not **nn (x)** Points

Women's Omnium / Omnium femmes
Results Progression / Tableau de progression

Rank	Race No.	Name	Team Code	Scratch Race 1\4		Tempo Race 2\4		Elimination Race 3\4		Points Race 4\4	
				Rank	Points	Rank	Points	Rank	Points	Points	
1	33	PIKULIK Daria	POL	<i>Race result:</i>	1	40	3	36	1	40	31
				<i>Overall:</i>	1	40	1	76	1	116	147
2	41	KLIMCHENKO Tetyana	UKR	<i>Race result:</i>	3	36	8	26	2	38	18
				<i>Overall:</i>	3	36	4	62	3	100	118
3	19	HERNANDEZ GOMEZ Lina Marcela	COL	<i>Race result:</i>	4	34	1	40	3	36	6
				<i>Overall:</i>	4	34	2	74	2	110	116
4	6	de CLERCQ Katrijn	BEL	<i>Race result:</i>	6	30	7	28	5	32	7
				<i>Overall:</i>	6	30	6	58	4	90	97
5	25	TEUTENBERG Lea Lin	GER	<i>Race result:</i>	10	22	4	34	8	26	15
				<i>Overall:</i>	10	22	7	56	7	82	97
6	21	SEVCIKOVA Petra	CZE	<i>Race result:</i>	5	32	10	22	4	34	4
				<i>Overall:</i>	5	32	8	54	6	88	92
7	44	WILLIAMS Lily	USA	<i>Race result:</i>	12	18	5	32	10	22	20
				<i>Overall:</i>	12	18	9	50	9	72	92
8	32	VELASCO FUENTES Victoria	MEX	<i>Race result:</i>	11	20	2	38	6	30	3
				<i>Overall:</i>	11	20	5	58	5	88	91
9	17	CORTES UGARTE Scarlet	CHI	<i>Race result:</i>	8	26	9	24	7	28	1
				<i>Overall:</i>	8	26	10	50	8	78	79
10	3	JOSEPH Amber	BAR	<i>Race result:</i>	7	28	12	18	9	24	7
				<i>Overall:</i>	7	28	11	46	10	70	77
11	22	AGUILAR GARCIA Dayana Lizbeth	ECU	<i>Race result:</i>	9	24	14	14	12	18	0
				<i>Overall:</i>	9	24	12	38	11	56	56
12	10	dos SANTOS RODRIGUES Wellyda R.	BRA	<i>Race result:</i>	14	14	11	20	11	20	1
				<i>Overall:</i>	14	14	13	34	12	54	55
13	47	KUSKOVA Yanina	UZB	<i>Race result:</i>	15	12	13	16	13	16	6
				<i>Overall:</i>	15	12	14	28	13	44	50
14	28	MOHAMAD ZUBIR Nur Aisyah	MAS	<i>Race result:</i>	13	16	15	12	14	14	0
				<i>Overall:</i>	13	16	15	28	14	42	42
118		UKPESERAYE Ese	NGR	<i>Race result:</i>	16	10	16	-30	15	12	DNF
				<i>Overall:</i>	16	10	16	-20	15	-8	DNF
14		BARRACLOUGH Ngaire	CAN	<i>Race result:</i>	2	38	6	30	DNS	0	
				<i>Overall:</i>	2	38	3	68		68	DNF

Note:

Points scale for the first three races: 1st: 40 points, 2nd: 38 points, 3rd: 36 points, etc.

LEGEND
DNF Did Not Finish **DNS** Did Not Start **No.** Number

Women's Omnium / Omnium femmes
Points Race 4\4 / Course aux points 4\4
Start List / Liste de départ

Sat 11 Sep 2021 - Race distance: 80 laps (20km) with 8 sprints

Race Number	Name	Team Code
At the fence		
33	PIKULIK Daria	POL
41	KLIMCHENKO Tetyana	UKR
32	VELASCO FUENTES Victoria	MEX
25	TEUTENBERG Lea Lin	GER
44	WILLIAMS Lily	USA
22	AGUILAR GARCIA Dayana Lizbeth	ECU
47	KUSKOVA Yanina	UZB
118	UKPESERAYE Ese	NGR
At the blue band		
19	HERNANDEZ GOMEZ Lina Marcela	COL
6	de CLERCQ Katrijn	BEL
21	SEVCIKOVA Petra	CZE
17	CORTES UGARTE Scarlet	CHI
3	JOSEPH Amber	BAR
10	dos SANTOS RODRIGUES Wellyda R.	BRA
28	MOHAMAD ZUBIR Nur Aisyah	MAS

Communiqué approved by the Secretary of the Commissaires Panel:

.....

Women's Omnium / Omnium femmes
Elimination Race 3\4 / Course par élimination 3\4
Results / Résultats

Sat 11 Sep 2021

Elapsed time: **11:25**

Average Speed: **44.647km/h**

Rank	Race Number	Name	Team Code	
1	33	PIKULIK Daria	POL	
2	41	KLIMCHENKO Tetyana	UKR	
3	19	HERNANDEZ GOMEZ Lina Marcela	COL	
4	21	SEVCIKOVA Petra	CZE	
5	6	de CLERCQ Katrijn	BEL	
6	32	VELASCO FUENTES Victoria	MEX	
7	17	CORTES UGARTE Scarlet	CHI	
8	25	TEUTENBERG Lea Lin	GER	
9	3	JOSEPH Amber	BAR	
10	44	WILLIAMS Lily	USA	
11	10	dos SANTOS RODRIGUES Wellyda R.	BRA	
12	22	AGUILAR GARCIA Dayana Lizbeth	ECU	
13	47	KUSKOVA Yanina	UZB	
14	28	MOHAMAD ZUBIR Nur Aisyah	MAS	
15	118	UKPESERAYE Ese	NGR	
	14	BARRACLOUGH Ngairé	CAN	DNS

Communiqué approved by the Secretary of the Commissaires Panel:

.....

LEGEND
DNS Did Not Start

Women's Omnium / Omnium femmes
Elimination Race 3\4 / Course par élimination 3\4
Start List / Liste de départ

Sat 11 Sep 2021

Race Number	Name	Team Code
At the fence		
33	PIKULIK Daria	POL
14	BARRACLOUGH Ngaire	CAN
32	VELASCO FUENTES Victoria	MEX
25	TEUTENBERG Lea Lin	GER
44	WILLIAMS Lily	USA
3	JOSEPH Amber	BAR
10	dos SANTOS RODRIGUES Wellyda R.	BRA
28	MOHAMAD ZUBIR Nur Aisyah	MAS
At the blue band		
19	HERNANDEZ GOMEZ Lina Marcela	COL
41	KLIMCHENKO Tetyana	UKR
6	de CLERCQ Katrijn	BEL
21	SEVCIKOVA Petra	CZE
17	CORTES UGARTE Scarlet	CHI
22	AGUILAR GARCIA Dayana Lizbeth	ECU
47	KUSKOVA Yanina	UZB
118	UKPESERAYE Ese	NGR

Communiqué approved by the Secretary of the Commissaires Panel:

.....

**Women's Omnium / Omnium femmes
Tempo Race 2\4 / Course tempo 2\4
Results / Résultats**

Sat 11 Sep 2021 - Race distance: 30 laps (7.5km)

Elapsed time: **9:16**

Average Speed: **48.482km/h**

Rank	Race No.	Name	Team Code	Sprints Won	Lap Points		Finish Order	Total Points
					+	-		
1	19	HERNANDEZ GOMEZ Lina M.	COL	15, 16, 17, 18, 19, 21, 23, 25			2	8
2	32	VELASCO FUENTES Victoria	MEX	12, 20, 22, 24, 26			1	5
3	33	PIKULIK Daria	POL	1, 3, 7, 13			7	4
4	25	TEUTENBERG Lea Lin	GER	8, 9, 10, 11			14	4
5	44	WILLIAMS Lily	USA	4, 5			9	2
6	14	BARRACLOUGH Ngaire	CAN	2, 14			15	2
7	6	de CLERCQ Katrijn	BEL	6			4	1
8	41	KLIMCHENKO Tetyana	UKR				3	0
9	17	CORTES UGARTE Scarlet	CHI				6	0
10	21	SEVCIKOVA Petra	CZE				11	0
11	10	dos SANTOS RODRIGUES W.	BRA		20	-20	5	-20
12	3	JOSEPH Amber	BAR		20	-20	8	-20
13	47	KUSKOVA Yanina	UZB		20	-20	10	-20
14	22	AGUILAR GARCIA Dayana	ECU		20	-20	12	-20
15	28	Lizbeth MOHAMAD ZUBIR Nur Aisyah	MAS		20	-20	13	-20
16	118	UKPESERAYE Ese	NGR		20	-20		DNF

Communiqué approved by the Secretary of the Commissaires Panel:

LEGEND	
-	Points lost
+	Points gained
DNF	Did Not Finish
No.	Number

**Women's Omnium / Omnium femmes
Tempo Race 2\4 / Course tempo 2\4
Start List / Liste de départ**

Sat 11 Sep 2021 - Race distance: 30 laps (7.5km)

Race Number	Name	Team Code
At the fence		
33	PIKULIK Daria	POL
41	KLIMCHENKO Tetyana	UKR
21	SEVCIKOVA Petra	CZE
3	JOSEPH Amber	BAR
22	AGUILAR GARCIA Dayana Lizbeth	ECU
32	VELASCO FUENTES Victoria	MEX
28	MOHAMAD ZUBIR Nur Aisyah	MAS
47	KUSKOVA Yanina	UZB
At the blue band		
14	BARRACLOUGH Ngaire	CAN
19	HERNANDEZ GOMEZ Lina Marcela	COL
6	de CLERCQ Katrijn	BEL
17	CORTES UGARTE Scarlet	CHI
25	TEUTENBERG Lea Lin	GER
44	WILLIAMS Lily	USA
10	dos SANTOS RODRIGUES Wellyda Regis.	BRA
118	UKPESERAYE Ese	NGR

Communiqué approved by the Secretary of the Commissaires Panel:

.....

**Women's Omnium / Omnium femmes
Scratch Race 1\4 / Course scratch 1\4
Results / Résultats**

Sat 11 Sep 2021 - Race distance: 30 laps (7.5km)

Elapsed time: **10:02**

Average Speed: **44.816km/h**

Rank	Race Number	Name	Team Code	Laps Down
1	33	PIKULIK Daria	POL	
2	14	BARRACLOUGH Ngaire	CAN	
3	41	KLIMCHENKO Tetyana	UKR	
4	19	HERNANDEZ GOMEZ Lina Marcela	COL	
5	21	SEVCIKOVA Petra	CZE	
6	6	de CLERCQ Katrijn	BEL	
7	3	JOSEPH Amber	BAR	
8	17	CORTES UGARTE Scarlet	CHI	
9	22	AGUILAR GARCIA Dayana Lizbeth	ECU	
10	25	TEUTENBERG Lea Lin	GER	
11	32	VELASCO FUENTES Victoria	MEX	
12	44	WILLIAMS Lily	USA	
13	28	MOHAMAD ZUBIR Nur Aisyah	MAS	
14	10	dos SANTOS RODRIGUES Wellyda Regis.	BRA	
15	47	KUSKOVA Yanina	UZB	
16	118	UKPESERAYE Ese	NGR	

Communiqué approved by the Secretary of the Commissaires Panel:

.....

**Women's Omnium / Omnium femmes
Scratch Race 1\4 / Course scratch 1\4
Start List / Liste de départ**

Sat 11 Sep 2021 - Race distance: 30 laps (7.5km)

Race Number	Name	Team Code
At the fence		
33	PIKULIK Daria	POL
21	SEVCIKOVA Petra	CZE
22	AGUILAR GARCIA Dayana Lizbeth	ECU
14	BARRACLOUGH Ngaire	CAN
25	TEUTENBERG Lea Lin	GER
6	de CLERCQ Katrijn	BEL
28	MOHAMAD ZUBIR Nur Aisyah	MAS
17	CORTES UGARTE Scarlet	CHI
At the blue band		
3	JOSEPH Amber	BAR
19	HERNANDEZ GOMEZ Lina Marcela	COL
32	VELASCO FUENTES Victoria	MEX
10	dos SANTOS RODRIGUES Wellyda Regis.	BRA
41	KLIMCHENKO Tetyana	UKR
47	KUSKOVA Yanina	UZB
44	WILLIAMS Lily	USA
118	UKPESERAYE Ese	NGR

Communiqué approved by the Secretary of the Commissaires Panel:

.....

Women's Madison / Madison femmes
World Cup Standings / Classement coupe du monde

As of SUN 12 SEP 2021

Event No 1	Hong Kong (HKG)	13-16 MAY 2021
Event No 2	Saint Petersburg (RUS)	8-11 JUL 2021
Event No 3	Cali (COL)	9-12 SEP 2021

Rank	Name	Team Code	Event No 1	Event No 2	Event No 3	Total Points
1	BELARUS	BLR	1440.0	1040.0		2480.0
2	BRAZIL	BRA		1120.0	1040.0	2160.0
3	POLAND	POL			1600.0	1600.0
4	Marathon - Tula Cycling Team	MCT		1600.0		1600.0
5	JAPAN	JPN	1600.0			1600.0
6	UKRAINE	UKR			1440.0	1440.0
7	Russian Federation	RUS		1440.0		1440.0
8	COLOMBIA	COL			1280.0	1280.0
9	SWITZERLAND	SUI		1280.0		1280.0
10	TEAM RAKUTEN K DREAMS	RKD	1280.0			1280.0
11	UNITED STATES OF AMERICA	USA			1200.0	1200.0
12	DENMARK	DEN		1200.0		1200.0
13	SPAIN	ESP	1200.0			1200.0
14	CANADA	CAN			1120.0	1120.0
15	CZECH REPUBLIC	CZE			960.0	960.0
16	IRELAND	IRL		960.0		960.0
17	UZBEKISTAN	UZB			880.0	880.0
18	BELGIUM	BEL			800.0	800.0
18	MALAYSIA	MAS			800.0	800.0
18	MEXICO	MEX			800.0	800.0

Women's Madison / Madison femmes
Results / Résultats

Sun 12 Sep 2021 - Race distance: 120 laps (30km) with 12 sprints

Elapsed time: 37:01

Average Speed: 48.615km/h

Rank	Race Number	Team Name	Sprint Number												Lap Points			Finish Order	Points
			1	2	3	4	5	6	7	8	9	10	11	12	+	-	Balance		
GOLD	1	POL - Poland	5	5	5	5	5	5	5	5	5	3	5				6	53	
		Black PIKULIK Daria																	
		Red PIKULIK Wiktoria																	
SILVER	4	UKR - Ukraine		1	3		3	2	2	1		1	3	6				2	22
		Black FEDOTOVA Kseniia																	
		Red KLIMCHENKO Tetyana																	
BRONZE	3	COL - Colombia	3	3	1	3	1	1	3		3	2	1				5	21	
		Black HERNANDEZ GOMEZ Lina M.																	
		Red ROJAS ZAPATA Lina Mabel																	
4	7	USA - United States		2				3		2	2	5	2	2				4	18
		Black RYAN Kendall																	
		Red WILLIAMS Lily																	
5	10	CAN - Canada	2		2	2							10				1	16	
		Black PLANTE Lily																	
		Red van DAM Sarah																	
6	8	BRA - Brazil	1			1	2		1	3	1		4				3	13	
		Black dos SANTOS RODRIGUES W.																	
		Red LEITE de MELO Alice Tamirys																	
7	5	CZE - Czech Republic												20		-20	7	-20	
		Black BURLOVA Kristyna																	
		Red SEVCIKOVA Petra																	
8	9	UZB - Uzbekistan												40		-40	8	-40	
		Black KUSKOVA Yanina																	
		Red MISYURINA Margarita																	
9	2	BEL - Belgium												20		-20	DNF	DNF	
		Black de CLERCQ Katrijn																	
		Red DEGRENDELE Nicky																	
9	6	MEX - Mexico															DNF	DNF	
		Black ACEVEDO MENDOZA Yareli																	
		Red VELASCO FUENTES Victoria																	
9	11	MAS - Malaysia												60		-60	DNF	DNF	
		Black MOHAMAD ZUBIR Nur Aisyah																	
		Red NORZALI Nurqadrina Emylia																	

COL - COLOMBIA

 Warning for causing the crash of their opponent.
 Avertissement pour avoir provoqué la chute de son adversaire.

CAN - CANADA

 Warning for dangerous riding during the race.
 Avertissement pour manoeuvre dangereuse au cours de l'épreuve.

Communiqué approved by the Secretary of the Commissaires Panel:

LEGEND
 DNF Did Not Finish

Women's Madison / Madison femmes
Start List / Liste de départ
Sun 12 Sep 2021 - Race distance: 120 laps (30km) with 12 sprints

Race Number	Team	Colour	Name
1	POL - Poland	BLACK RED	PIKULIK Daria PIKULIK Wiktoria
2	BEL - Belgium	BLACK RED	de CLERCQ Katrijn DEGRENDELE Nicky
3	COL - Colombia	BLACK RED	HERNANDEZ GOMEZ Lina Marcela ROJAS ZAPATA Lina Mabel
4	UKR - Ukraine	BLACK RED	FEDOTOVA Kseniia KLIMCHENKO Tetyana
5	CZE - Czech Republic	BLACK RED	BURLOVA Kristyna SEVCIKOVA Petra
6	MEX - Mexico	BLACK RED	ACEVEDO MENDOZA Yareli VELASCO FUENTES Victoria
7	USA - United States	BLACK RED	RYAN Kendall WILLIAMS Lily
8	BRA - Brazil	BLACK RED	dos SANTOS RODRIGUES Wellyda R. LEITE de MELO Alice Tamirys
9	UZB - Uzbekistan	BLACK RED	KUSKOVA Yanina MISYURINA Margarita
10	CAN - Canada	BLACK RED	PLANTE Lily van DAM Sarah
11	MAS - Malaysia	BLACK RED	MOHAMAD ZUBIR Nur Aisyah NORZALI Nurqadrina Emylia

 Communiqué approved by the Secretary of the Commissaires Panel:

Women's 500m Time Trial / 500m Contre la montre femmes
World Cup Standings / Classement coupe du monde

As of SAT 11 SEP 2021

Event No 1	Hong Kong (HKG)	13-16 MAY 2021
Event No 2	Saint Petersburg (RUS)	8-11 JUL 2021
Event No 3	Cali (COL)	9-12 SEP 2021

Rank	Name	Team Code	Event No 1	Event No 2	Event No 3	Total Points
1	BAYONA PINEDA Martha	COL		800.0	800.0	1600.0
2	ROSIDI Anis Amira	SDF	640.0		520.0	1160.0
3	VECE Miriam	ITA	800.0			800.0
4	GROS Mathilde	FRA			720.0	720.0
5	LYSENKO Alina	RUS		720.0		720.0
6	CASAS ROIGE Helena	ESP	720.0			720.0
7	SIBIAK Nikola	POL			640.0	640.0
8	ANTONOVA Nataliia	RUS		640.0		640.0
9	SALAZAR SANCHEZ Marianis	COL			600.0	600.0
10	GRISHINA Serafima	MCT		600.0		600.0
11	YEUNG Cho Yiu	HKG	600.0			600.0
12	JABORNIKOVA Veronika	CZE			560.0	560.0
13	WALSH Orla	IRL		560.0		560.0
14	LEE Hoi Yan Jessica	HKG	560.0			560.0
15	SPERLICH Christina	GER		520.0		520.0
16	CHEK RAMLI Nor Aisyah Munirah	MAS			480.0	480.0
17	BILETSKA Alla	UKR		480.0		480.0
18	RECIO CARVAJAL Abigail	CRC			440.0	440.0
19	ALBERS Katharina	GER		440.0		440.0
20	ATTWELL Erin J	CAN			400.0	400.0
21	SEITZ Aline	SUI		400.0		400.0
22	PLANTE Lily	CAN			360.0	360.0
23	SCHNEIDER Cybele	SUI		360.0		360.0
24	AYUBA Grace	NGR			328.0	328.0
25	SAMUEL Mary	NGR			304.0	304.0

Women's 500m Time Trial / 500m Contre la montre femmes
Final Classification / Classement final
Sat 11 Sep 2021

World Record	32.268 SALAZAR Jessica	MEX Aguascalientes (MEX)	7 OCT 2016
---------------------	------------------------	--------------------------	------------

Rank	Race Number	Name	Team Code	250m	Time 250-500	Average Speed km/h
Gold	71	BAYONA PINEDA Martha	COL	19.100 (1)	33.233 14.133 (1)	54.163
Silver	89	GROS Mathilde	FRA	20.039 (3)	34.506 14.467 (2)	52.165
Bronze	126	SIBIAK Nikola	POL	20.084 (4)	34.955 14.871 (4)	51.495
4	76	SALAZAR SANCHEZ Marianis	COL	20.301 (5)	35.128 14.827 (3)	51.241
5	83	JABORNIKOVA Veronika	CZE	20.023 (2)	35.296 15.273 (6)	50.997
6	104	ROSIDI Anis Amira	MAS	20.450 (6)	35.346 14.896 (5)	50.925
7	103	CHEK RAMLI Nor Aisyah Munirah	MAS	21.608 (8)	37.360 15.752 (7)	48.180
8	79	RECIO CARVAJAL Abigail	CRC	21.324 (7)	37.439 16.115 (8)	48.078
9	57	ATTWELL Erin J	CAN			
10	60	PLANTE Lily	CAN			
11	116	AYUBA Grace	NGR			
12	117	SAMUEL Mary	NGR			

Communiqué approved by the Secretary of the Commissaires Panel:

9-12 September 2021

Women's 500m Time Trial / 500m Contre la montre femmes
Final / Finale
Race Analysis / Analyse de la course

Heat 1

79 RECIO CARVAJAL Abigail - CRC				Lap	103 CHEK RAMLI Nor Aisyah Munirah - MAS			
Distance	Time	Rank	Lap Time		Distance	Time	Rank	Lap Time
125m	13.243	7		1	125m	13.465	8	
250m	21.324	7	21.324		250m	21.608	8	21.608
375m	29.173	7			375m	29.388	8	
500m	37.439	8	16.115	2	500m	37.360	7	15.752

Heat 3

126 SIBIAK Nikola - POL				Lap	83 JABORNIKOVA Veronika - CZE			
Distance	Time	Rank	Lap Time		Distance	Time	Rank	Lap Time
125m	12.367	3		1	125m	12.266	2	
250m	20.084	4	20.084		250m	20.023	2	20.023
375m	27.429	3			375m	27.500	4	
500m	34.955	3	14.871	2	500m	35.296	5	15.273

Heat 5

104 ROSIDI Anis Amira - MAS				Lap	76 SALAZAR SANCHEZ Marianis - COL			
Distance	Time	Rank	Lap Time		Distance	Time	Rank	Lap Time
125m	12.683	6		1	125m	12.569	5	
250m	20.450	6	20.450		250m	20.301	5	20.301
375m	27.829	6			375m	27.618	5	
500m	35.346	6	14.896	2	500m	35.128	4	14.827

Heat 7

89 GROS Mathilde - FRA				Lap	71 BAYONA PINEDA Martha - COL			
Distance	Time	Rank	Lap Time		Distance	Time	Rank	Lap Time
125m	12.462	4		1	125m	11.762	1	
250m	20.039	3	20.039		250m	19.100	1	19.100
375m	27.215	2			375m	26.038	1	
500m	34.506	2	14.467	2	500m	33.233	1	14.133

Communiqué approved by the Secretary of the Commissaires Panel:

**Women's 500m Time Trial / 500m Contre la montre femmes
Final / Finale
Start List / Liste de départ**

Sat 11 Sep 2021 - Race distance: 500m

World Record	32.268 SALAZAR Jessica	MEX	Aguascalientes (MEX)	7 OCT 2016
---------------------	------------------------	-----	----------------------	------------

Order	Race Number	Name	Team Code	Time
1	79	RECIO CARVAJAL Abigail	CRC	_____
2	103	CHEK RAMLI Nor Aisyah Munirah	MAS	_____
3	126	SIBIAK Nikola	POL	_____
4	83	JABORNIKOVA Veronika	CZE	_____
5	104	ROSIDI Anis Amira	MAS	_____
6	76	SALAZAR SANCHEZ Marianis	COL	_____
7	89	GROS Mathilde	FRA	_____
8	71	BAYONA PINEDA Martha	COL	_____

Communiqué approved by the Secretary of the Commissaires Panel:

.....

Women's 500m Time Trial / 500m Contre la montre femmes
Results / Résultats
Sat 11 Sep 2021 - Race distance: 500m

World Record	32.268 SALAZAR Jessica	MEX Aguascalientes (MEX)	7 OCT 2016
---------------------	------------------------	--------------------------	------------

Rank	Race Number	Name	Team Code	250m	Time 250-500	Average Speed km/h
1	71	BAYONA PINEDA Martha	COL	19.105 (1)	33.120 14.015 (1)	54.348
2	89	GROS Mathilde	FRA	19.761 (2)	34.236 14.475 (2)	52.576
3	76	SALAZAR SANCHEZ Marianis	COL	20.293 (4)	34.966 14.673 (4)	51.479
4	104	ROSIDI Anis Amira	MAS	20.465 (5)	35.080 14.615 (3)	51.311
5	83	JABORNIKOVA Veronika	CZE	20.217 (3)	35.446 15.229 (6)	50.781
6	126	SIBIAK Nikola	POL	20.548 (6)	35.648 15.100 (5)	50.494
7	103	CHEK RAMLI Nor Aisyah Munirah	MAS	21.545 (8)	36.918 15.373 (7)	48.757
8	79	RECIO CARVAJAL Abigail	CRC	21.362 (7)	37.355 15.993 (10)	48.186
9	57	ATTWELL Erin J	CAN	21.832 (9)	37.758 15.926 (9)	47.672
10	60	PLANTE Lily	CAN	22.222 (10)	37.987 15.765 (8)	47.385
11	116	AYUBA Grace	NGR	22.697 (11)	39.451 16.754 (11)	45.626
12	117	SAMUEL Mary	NGR	23.784 (12)	40.891 17.107 (12)	44.019

Progression rule:

Top 8 riders qualify for final.

Communiqué approved by the Secretary of the Commissaires Panel:

9-12 September 2021

Women's 500m Time Trial / 500m Contre la montre femmes
Race Analysis / Analyse de la course
Heat 1

117 SAMUEL Mary - NGR				Lap	103 CHEK RAMLI Nor Aisyah Munirah - MAS			
Distance	Time	Rank	Lap Time		Distance	Time	Rank	Lap Time
125m	15.002	12		1	125m	13.528	8	
250m	23.784	12	23.784		250m	21.545	8	21.545
375m	32.324	12			375m	29.170	7	
500m	40.891	12	17.107	2	500m	36.918	7	15.373

Heat 2

57 ATTWELL Erin J - CAN				Lap	126 SIBIAK Nikola - POL			
Distance	Time	Rank	Lap Time		Distance	Time	Rank	Lap Time
125m	13.739	9		1	125m	12.748	5	
250m	21.832	9	21.832		250m	20.548	6	20.548
375m	29.931	9			375m	28.039	6	
500m	37.758	9	15.926	2	500m	35.648	6	15.100

Heat 3

79 RECIO CARVAJAL Abigail - CRC				Lap	60 PLANTE Lily - CAN			
Distance	Time	Rank	Lap Time		Distance	Time	Rank	Lap Time
125m	13.381	7		1	125m	13.926	10	
250m	21.362	7	21.362		250m	22.222	10	22.222
375m	29.195	8			375m	30.157	10	
500m	37.355	8	15.993	2	500m	37.987	10	15.765

Heat 4

89 GROS Mathilde - FRA				Lap	116 AYUBA Grace - NGR			
Distance	Time	Rank	Lap Time		Distance	Time	Rank	Lap Time
125m	12.298	2		1	125m	14.196	11	
250m	19.761	2	19.761		250m	22.697	11	22.697
375m	26.956	2			375m	30.975	11	
500m	34.236	2	14.475	2	500m	39.451	11	16.754

Heat 5

83 JABORNIKOVA Veronika - CZE				Lap	76 SALAZAR SANCHEZ Marianis - COL			
Distance	Time	Rank	Lap Time		Distance	Time	Rank	Lap Time
125m	12.578	3		1	125m	12.682	4	
250m	20.217	3	20.217		250m	20.293	4	20.293
375m	27.725	4			375m	27.588	3	
500m	35.446	5	15.229	2	500m	34.966	3	14.673

Heat 6

71 BAYONA PINEDA Martha - COL				Lap	104 ROSIDI Anis Amira - MAS			
Distance	Time	Rank	Lap Time		Distance	Time	Rank	Lap Time
125m	11.837	1		1	125m	12.955	6	
250m	19.105	1	19.105		250m	20.465	5	20.465
375m	26.025	1			375m	27.756	5	
500m	33.120	1	14.015	2	500m	35.080	4	14.615

Communiqué approved by the Secretary of the Commissaires Panel:

Women's 500m Time Trial / 500m Contre la montre femmes
Start List / Liste de départ
Sat 11 Sep 2021 - Race distance: 500m

World Record	32.268 SALAZAR Jessica	MEX	Aguascalientes (MEX)	7 OCT 2016
---------------------	------------------------	-----	----------------------	------------

Heat	Race Number	Name	Team Code	Time
1	117	SAMUEL Mary	NGR	_____
	103	CHEK RAMLI Nor Aisyah Munirah	MAS	_____
2	57	ATTWELL Erin J	CAN	_____
	126	SIBIAK Nikola	POL	_____
3	79	RECIO CARVAJAL Abigail	CRC	_____
	60	PLANTE Lily	CAN	_____
4	89	GROS Mathilde	FRA	_____
	116	AYUBA Grace	NGR	_____
5	83	JABORNIKOVA Veronika	CZE	_____
	76	SALAZAR SANCHEZ Marianis	COL	_____
6	71	BAYONA PINEDA Martha	COL	_____
	104	ROSIDI Anis Amira	MAS	_____

Progression rule:

Top 8 riders qualify for final.

Communiqué approved by the Secretary of the Commissaires Panel:

Women's Individual Pursuit / Poursuite individuelle femmes
World Cup Standings / Classement coupe du monde

As of FRI 10 SEP 2021

Event No 1	Hong Kong (HKG)	13-16 MAY 2021
Event No 2	Saint Petersburg (RUS)	8-11 JUL 2021
Event No 3	Cali (COL)	9-12 SEP 2021

Rank	Name	Team Code	Event No 1	Event No 2	Event No 3	Total Points
1	WILLIAMS Lily	USA			800.0	800.0
2	MURPHY Kelly	IRL		800.0		800.0
3	TSERAKH Hanna	BLR	800.0			800.0
4	SUESSEMILCH Laura	GER			720.0	720.0
5	IVANCHENKO Alena	RUS		720.0		720.0
6	FURUYAMA Kie	RKD	720.0			720.0
7	REISSNER Lena Charlotte	GER			640.0	640.0
8	GRIFFIN Mia	IRL		640.0		640.0
9	SAVENKA Ina	BLR	640.0			640.0
10	HERNANDEZ GOMEZ Lina Marcela	COL			600.0	600.0
11	MILIAEVA Mariia	RUS		600.0		600.0
12	LUO Yiwei	SIN	600.0			600.0
13	PARRA ROJAS Jessica Marcela	COL			560.0	560.0
14	BURI Fabienne	SUI		560.0		560.0
15	CALVO BARBERO Tania	ESP	560.0			560.0
16	ATTWELL Erin J	CAN			520.0	520.0
17	YAROSHENKO Viktoriia	UKR		520.0		520.0
18	PLANTE Lily	CAN			480.0	480.0
19	SCHNEIDER Cybele	SUI		480.0		480.0
20	de CLERCQ Katrlijn	BEL			440.0	440.0
21	ABRAMENKA Alina	BLR		440.0		440.0
22	MOHAMAD ZUBIR Nur Aisyah	MAS			400.0	400.0
23	KUSKOVA Yanina	UZB			360.0	360.0
24	HINOJOSA CRUZ Romina	MEX			328.0	328.0
25	NORZALI Nurqadrina Emylia	MAS			304.0	304.0
26	UKPESERAYE Ese	NGR			280.0	280.0

9-12 September 2021
Communiqué no. 199
Women's Individual Pursuit / Poursuite individuelle femmes
Final Classification / Classement final
Fri 10 Sep 2021

World Record		3:16.937 DYGERT Chloe		USA Berlin (GER)		29 FEB 2020	
Rank	Race Number	Name	Team Code	1000m	2000m 1000-2000	Time 2000-3000	Average Speed km/h
GOLD	1	44 WILLIAMS Lily	USA	1:13.744 (1)	2:21.419 (1) 1:07.675 (1)	3:33.268 1:11.849 (2)	50.641
SILVER	2	24 SUESSEMILCH Laura	GER	1:14.694 (2)	2:23.358 (2) 1:08.664 (2)	3:33.927 1:10.569 (1)	50.485
BRONZE	3	91 REISSNER Lena Charlotte	GER	1:13.218 (1)	2:22.251 (1) 1:09.033 (1)	3:32.981 1:10.730 (2)	50.709
	4	19 HERNANDEZ GOMEZ Lina Marcela	COL	1:13.991 (2)	2:23.670 (2) 1:09.679 (2)	3:33.753 1:10.083 (1)	50.526
	5	74 PARRA ROJAS Jessica Marcela	COL				
	6	57 ATTWELL Erin J	CAN				
	7	60 PLANTE Lily	CAN				
	8	6 de CLERCQ Katrijn	BEL				
	9	28 MOHAMAD ZUBIR Nur Aisyah	MAS				
	10	47 KUSKOVA Yanina	UZB				
	11	113 HINOJOSA CRUZ Romina	MEX				
	12	29 NORZALI Nurqadrina Emylia	MAS				
	13	118 UKPESERAYE Ese	NGR				
		31 ACEVEDO MENDOZA Yareli	MEX				DSQ

Communiqué approved by the Secretary of the Commissaires Panel:

LEGEND
DSQ Disqualified

9-12 September 2021

Women's Individual Pursuit / Poursuite individuelle femmes
Finals / Finales
Race Analysis / Analyse de la course

GOLD

44 WILLIAMS Lily - USA				Lap	24 SUESSEMILCH Laura - GER			
Distance	Time	Rank	Lap Time		Distance	Time	Rank	Lap Time
125m	14.330	1			125m	14.984	2	
250m	23.154	1	23.154	1	250m	24.003	2	24.003
375m	31.558	1			375m	32.618	2	
500m	40.056	1	16.902	2	500m	40.951	2	16.948
625m	48.494	1			625m	49.345	2	
750m	56.989	1	16.933	3	750m	57.754	2	16.803
875m	1:05.348	1			875m	1:06.248	2	
1000m	1:13.744	1	16.755	4	1000m	1:14.694	2	16.940
1125m	1:22.016	1			1125m	1:23.240	2	
1250m	1:30.397	1	16.653	5	1250m	1:31.692	2	16.998
1375m	1:38.733	1			1375m	1:40.291	2	
1500m	1:47.199	1	16.802	6	1500m	1:48.831	2	17.139
1625m	1:55.653	1			1625m	1:57.500	2	
1750m	2:04.210	1	17.011	7	1750m	2:06.131	2	17.300
1875m	2:12.742	1			1875m	2:14.814	2	
2000m	2:21.419	1	17.209	8	2000m	2:23.358	2	17.227
2125m	2:30.074	1			2125m	2:32.044	2	
2250m	2:38.871	1	17.452	9	2250m	2:40.611	2	17.253
2375m	2:47.679	1			2375m	2:49.314	2	
2500m	2:56.765	1	17.894	10	2500m	2:58.081	2	17.470
2625m	3:05.773	1			2625m	3:07.105	2	
2750m	3:14.912	1	18.147	11	2750m	3:16.112	2	18.031
2875m	3:23.994	1			2875m	3:25.086	2	
3000m	3:33.268	1	18.356	12	3000m	3:33.927	2	17.815

BRONZE

91 REISSNER Lena Charlotte - GER				Lap	19 HERNANDEZ GOMEZ Lina Marcela - COL			
Distance	Time	Rank	Lap Time		Distance	Time	Rank	Lap Time
125m	14.570	2			125m	14.478	1	
250m	23.668	2	23.668	1	250m	23.184	1	23.184
375m	32.034	2			375m	31.596	1	
500m	40.216	2	16.548	2	500m	39.895	1	16.711
625m	48.364	2			625m	48.324	1	
750m	56.590	1	16.374	3	750m	56.841	2	16.946
875m	1:04.866	1			875m	1:05.441	2	
1000m	1:13.218	1	16.628	4	1000m	1:13.991	2	17.150
1125m	1:21.636	1			1125m	1:22.597	2	
1250m	1:30.142	1	16.924	5	1250m	1:31.178	2	17.187
1375m	1:38.706	1			1375m	1:39.808	2	
1500m	1:47.367	1	17.225	6	1500m	1:48.524	2	17.346
1625m	1:56.012	1			1625m	1:57.341	2	
1750m	2:04.720	1	17.353	7	1750m	2:06.095	2	17.571
1875m	2:13.434	1			1875m	2:14.859	2	
2000m	2:22.251	1	17.531	8	2000m	2:23.670	2	17.575
2125m	2:31.038	1			2125m	2:32.474	2	
2250m	2:39.782	1	17.531	9	2250m	2:41.204	2	17.534
2375m	2:48.483	1			2375m	2:49.951	2	
2500m	2:57.271	1	17.489	10	2500m	2:58.703	2	17.499
2625m	3:06.101	1			2625m	3:07.567	2	
2750m	3:14.976	1	17.705	11	2750m	3:16.303	2	17.600
2875m	3:23.967	1			2875m	3:24.999	2	
3000m	3:32.981	3	18.005	12	3000m	3:33.753	4	17.450

9-12 September 2021


Women's Individual Pursuit / Poursuite individuelle femmes
Finals / Finales
Race Analysis / Analyse de la course

Communiqué approved by the Secretary of the Commissaires Panel:

Title Partner

Main Partners

Institutional Partners



9-12 September 2021

Communiqué no. 198

Women's Individual Pursuit / Poursuite individuelle femmes
Finals / Finales
Start List / Liste de départ

Fri 10 Sep 2021 - Race distance: 3km

World Record	3:16.937	DYGERT Chloe	USA Berlin (GER)	29 FEB 2020
---------------------	----------	--------------	------------------	-------------

Heat	Race Number	Name	Team Code	Time
FOR BRONZE	91	REISSNER Lena Charlotte	GER	_____
	19	HERNANDEZ GOMEZ Lina Marcela	COL	_____
FOR GOLD	44	WILLIAMS Lily	USA	_____
	24	SUESSEMILCH Laura	GER	_____

Communiqué approved by the Secretary of the Commissaires Panel:

9-12 September 2021

Communiqué no. 197

Women's Individual Pursuit / Poursuite individuelle femmes
Qualifying / Qualifications
Results / Résultats

Fri 10 Sep 2021 - Race distance: 3km

World Record	3:16.937 DYGERT Chloe	USA Berlin (GER)	29 FEB 2020
---------------------	-----------------------	------------------	-------------

Rank	Race Number	Name	Team Code	1000m	2000m 1000-2000	Time 2000-3000	Average Speed km/h
1	44	WILLIAMS Lily	USA	1:12.993 (1)	2:21.243 (1) 1:08.250 (1)	3:30.780 1:09.537 (2)	51.238
2	24	SUESSEMILCH Laura	GER	1:15.141 (8)	2:23.392 (4) 1:08.251 (2)	3:32.166 1:08.774 (1)	50.904
3	91	REISSNER Lena Charlotte	GER	1:13.813 (4)	2:22.580 (2) 1:08.767 (3)	3:33.763 1:11.183 (4)	50.523
4	19	HERNANDEZ GOMEZ Lina Marcela	COL	1:13.708 (3)	2:23.232 (3) 1:09.524 (4)	3:34.019 1:10.787 (3)	50.463
5	74	PARRA ROJAS Jessica Marcela	COL	1:14.599 (5)	2:24.822 (6) 1:10.223 (5)	3:36.855 1:12.033 (5)	49.803
6	57	ATTWELL Erin J	CAN	1:13.334 (2)	2:23.782 (5) 1:10.448 (6)	3:37.815 1:14.033 (8)	49.583
7	60	PLANTE Lily	CAN	1:14.961 (7)	2:26.305 (7) 1:11.344 (7)	3:40.103 1:13.798 (7)	49.068
8	6	de CLERCQ Katrijn	BEL	1:16.934 (9)	2:29.654 (9) 1:12.720 (8)	3:41.812 1:12.158 (6)	48.690
9	28	MOHAMAD ZUBIR Nur Aisyah	MAS	1:14.789 (6)	2:29.231 (8) 1:14.442 (9)	3:47.638 1:18.407 (11)	47.444
10	47	KUSKOVA Yanina	UZB	1:20.349 (13)	2:36.016 (12) 1:15.667 (11)	3:51.683 1:15.667 (9)	46.615
11	113	HINOJOSA CRUZ Romina	MEX	1:17.871 (11)	2:34.080 (11) 1:16.209 (12)	3:52.474 1:18.394 (10)	46.457
12	29	NORZALI Nurqadrina Emylia	MAS	1:17.321 (10)	2:32.410 (10) 1:15.089 (10)	3:54.246 1:21.836 (12)	46.105
13	118	UKPESERAYE Ese	NGR	1:19.626 (12)	2:45.421 (13) 1:25.795 (13)	4:22.717 1:37.296 (13)	41.109
	31	ACEVEDO MENDOZA Yareli	MEX			DSQ	

Progression rule:

Fastest 2 riders race for Gold, and 3rd and 4th riders race for Bronze.

No 47 KUSKOVA Yanina (UZB)

 Warning for missing/modified/not visible body number or transponder.
 Avertissement pour dossard ou transpondeur manquant/modifié/non visible.

No 31 ACEVEDO MENDOZA Yareli (MEX)

 Disqualification for riding in the splistream of her opponent Art. 3.2.056
 Disqualification pour avoir pris le sillage d'un autre coureur Art. 3.2.056

9-12 September 2021

Communiqué no. 197

Women's Individual Pursuit / Poursuite individuelle femmes
Qualifying / Qualifications
Results / Résultats

Fri 10 Sep 2021 - Race distance: 3km

Rank	Race Number	Name	Team Code	1000m	2000m 1000-2000	Time 2000-3000	Average Speed km/h
------	-------------	------	-----------	-------	--------------------	-------------------	-----------------------

Communiqué approved by the Secretary of the Commissaires Panel:

LEGEND
DSQ Disqualified

9-12 September 2021

**Women's Individual Pursuit / Poursuite individuelle femmes
Qualifying / Qualifications
Race Analysis / Analyse de la course**

Heat 1

118 UKPESERAYE Ese - NGR				Lap	47 KUSKOVA Yanina - UZB			
Distance	Time	Rank	Lap Time		Distance	Time	Rank	Lap Time
125m	15.407	13			125m	15.225	11	
250m	24.343	10	24.343	1	250m	24.724	13	24.724
375m	32.976	10			375m	33.785	13	
500m	41.615	10	17.272	2	500m	42.904	13	18.180
625m	50.546	10			625m	52.086	13	
750m	59.848	12	18.233	3	750m	1:01.433	13	18.529
875m	1:09.577	12			875m	1:10.816	13	
1000m	1:19.626	12	19.778	4	1000m	1:20.349	13	18.916
1125m	1:30.077	13			1125m	1:29.821	12	
1250m	1:40.725	13	21.099	5	1250m	1:39.303	12	18.954
1375m	1:51.491	13			1375m	1:48.724	12	
1500m	2:02.143	13	21.418	6	1500m	1:58.229	12	18.926
1625m	2:12.821	13			1625m	2:07.702	12	
1750m	2:23.464	13	21.321	7	1750m	2:17.156	12	18.927
1875m	2:34.421	13			1875m	2:26.606	12	
2000m	2:45.421	13	21.957	8	2000m	2:36.016	12	18.860
2125m	2:54.866	13			2125m	2:45.546	12	
2250m	3:08.512	13	23.091	9	2250m	2:56.782	12	20.766
2375m	3:20.798	13			2375m	3:04.285	12	
2500m	3:33.305	13	24.793	10	2500m	3:13.779	12	16.997
2625m	3:46.033	13			2625m	3:23.215	12	
2750m	3:58.372	13	25.067	11	2750m	3:32.735	10	18.956
2875m	4:10.540	13			2875m	3:42.226	10	
3000m	4:22.717	13	24.345	12	3000m	3:51.683	10	18.948

Heat 2

29 NORZALI Nurqadrina Emylia - MAS				Lap	74 PARRA ROJAS Jessica Marcela - COL			
Distance	Time	Rank	Lap Time		Distance	Time	Rank	Lap Time
125m	14.957	10			125m	14.646	8	
250m	24.473	12	24.473	1	250m	23.633	6	23.633
375m	33.382	12			375m	32.223	7	
500m	42.034	12	17.561	2	500m	40.655	7	17.022
625m	50.781	11			625m	49.050	6	
750m	59.561	10	17.527	3	750m	57.537	6	16.882
875m	1:08.411	10			875m	1:06.032	6	
1000m	1:17.321	10	17.760	4	1000m	1:14.599	5	17.062
1125m	1:26.357	10			1125m	1:23.190	5	
1250m	1:35.516	10	18.195	5	1250m	1:31.883	5	17.284
1375m	1:44.762	10			1375m	1:40.606	5	
1500m	1:54.133	10	18.617	6	1500m	1:49.411	6	17.528
1625m	2:03.560	10			1625m	1:58.254	6	
1750m	2:13.094	10	18.961	7	1750m	2:07.131	6	17.720
1875m	2:22.686	10			1875m	2:15.962	6	
2000m	2:32.410	10	19.316	8	2000m	2:24.822	6	17.691
2125m	2:42.352	10			2125m	2:33.668	6	
2250m	2:52.349	10	19.939	9	2250m	2:42.521	6	17.699
2375m	3:02.372	10			2375m	2:51.463	6	
2500m	3:12.621	10	20.272	10	2500m	3:00.408	6	17.887
2625m	3:22.905	10			2625m	3:09.454	5	
2750m	3:33.301	12	20.680	11	2750m	3:18.545	5	18.137
2875m	3:43.801	12			2875m	3:27.665	5	
3000m	3:54.246	12	20.945	12	3000m	3:36.855	5	18.310

9-12 September 2021

Women's Individual Pursuit / Poursuite individuelle femmes
Qualifying / Qualifications
Race Analysis / Analyse de la course

Heat 3

113 HINOJOSA CRUZ Romina - MEX				Lap	6 de CLERCQ Katrijn - BEL			
Distance	Time	Rank	Lap Time		Distance	Time	Rank	Lap Time
125m	15.322	12			125m	14.382	3	
250m	24.429	11	24.429	1	250m	23.474	5	23.474
375m	33.260	11			375m	32.286	8	
500m	42.017	11	17.588	2	500m	41.093	9	17.619
625m	50.899	12			625m	49.943	9	
750m	59.803	11	17.786	3	750m	58.915	9	17.822
875m	1:08.802	11			875m	1:07.857	9	
1000m	1:17.871	11	18.068	4	1000m	1:16.934	9	18.019
1125m	1:27.091	11			1125m	1:25.988	9	
1250m	1:36.398	11	18.527	5	1250m	1:35.130	9	18.196
1375m	1:45.849	11			1375m	1:44.237	9	
1500m	1:55.417	11	19.019	6	1500m	1:53.333	9	18.203
1625m	2:05.017	11			1625m	2:02.344	9	
1750m	2:14.665	11	19.248	7	1750m	2:11.446	9	18.113
1875m	2:24.357	11			1875m	2:20.514	9	
2000m	2:34.080	11	19.415	8	2000m	2:29.654	9	18.208
2125m	2:43.804	11			2125m	2:38.712	8	
2250m	2:53.522	11	19.442	9	2250m	2:47.796	8	18.142
2375m	3:03.303	11			2375m	2:56.786	8	
2500m	3:13.109	11	19.587	10	2500m	3:05.860	8	18.064
2625m	3:23.003	11			2625m	3:14.890	8	
2750m	3:32.874	11	19.765	11	2750m	3:23.955	8	18.095
2875m	3:42.669	11			2875m	3:32.873	8	
3000m	3:52.474	11	19.600	12	3000m	3:41.812	8	17.857

Heat 4

91 REISSNER Lena Charlotte - GER				Lap	60 PLANTE Lily - CAN			
Distance	Time	Rank	Lap Time		Distance	Time	Rank	Lap Time
125m	14.590	5			125m	14.769	9	
250m	23.691	7	23.691	1	250m	23.716	9	23.716
375m	32.125	5			375m	32.203	6	
500m	40.372	5	16.681	2	500m	40.638	6	16.922
625m	48.663	4			625m	49.054	7	
750m	57.016	4	16.644	3	750m	57.590	7	16.952
875m	1:05.389	4			875m	1:06.216	7	
1000m	1:13.813	4	16.797	4	1000m	1:14.961	7	17.371
1125m	1:22.348	4			1125m	1:23.727	8	
1250m	1:30.884	3	17.071	5	1250m	1:32.578	7	17.617
1375m	1:39.422	3			1375m	1:41.419	7	
1500m	1:47.964	2	17.080	6	1500m	1:50.295	7	17.717
1625m	1:56.586	2			1625m	1:59.215	7	
1750m	2:05.235	2	17.271	7	1750m	2:08.189	7	17.894
1875m	2:13.918	2			1875m	2:17.227	7	
2000m	2:22.580	2	17.345	8	2000m	2:26.305	7	18.116
2125m	2:31.280	2			2125m	2:35.376	7	
2250m	2:40.011	2	17.431	9	2250m	2:44.571	7	18.266
2375m	2:48.868	2			2375m	2:53.724	7	
2500m	2:57.722	2	17.711	10	2500m	3:02.976	7	18.405
2625m	3:06.696	3			2625m	3:12.259	7	
2750m	3:15.733	3	18.011	11	2750m	3:21.562	7	18.586
2875m	3:24.769	3			2875m	3:30.796	7	
3000m	3:33.763	3	18.030	12	3000m	3:40.103	7	18.541

9-12 September 2021

Women's Individual Pursuit / Poursuite individuelle femmes
Qualifying / Qualifications
Race Analysis / Analyse de la course

Heat 5

28 MOHAMAD ZUBIR Nur Aisyah - MAS				Lap	19 HERNANDEZ GOMEZ Lina Marcela - COL			
Distance	Time	Rank	Lap Time		Distance	Time	Rank	Lap Time
125m	14.255	2			125m	14.405	4	
250m	23.083	2	23.083	1	250m	23.347	3	23.347
375m	31.633	3			375m	31.708	4	
500m	40.085	4	17.002	2	500m	39.994	3	16.647
625m	48.702	5			625m	48.252	3	
750m	57.265	5	17.180	3	750m	56.643	3	16.649
875m	1:06.010	5			875m	1:05.120	3	
1000m	1:14.789	6	17.524	4	1000m	1:13.708	3	17.065
1125m	1:23.705	7			1125m	1:22.274	3	
1250m	1:32.697	8	17.908	5	1250m	1:30.994	4	17.286
1375m	1:41.865	8			1375m	1:39.716	4	
1500m	1:51.117	8	18.420	6	1500m	1:48.388	4	17.394
1625m	2:00.518	8			1625m	1:57.003	4	
1750m	2:09.958	8	18.841	7	1750m	2:05.720	3	17.332
1875m	2:19.548	8			1875m	2:14.439	3	
2000m	2:29.231	8	19.273	8	2000m	2:23.232	3	17.512
2125m	2:39.075	9			2125m	2:32.028	4	
2250m	2:48.934	9	19.703	9	2250m	2:40.847	4	17.615
2375m	2:58.866	9			2375m	2:49.612	4	
2500m	3:08.532	9	19.598	10	2500m	2:58.660	4	17.813
2625m	3:18.319	9			2625m	3:07.497	4	
2750m	3:28.058	9	19.526	11	2750m	3:16.413	4	17.753
2875m	3:37.921	9			2875m	3:25.210	4	
3000m	3:47.638	9	19.580	12	3000m	3:34.019	4	17.606

Heat 6

31 ACEVEDO MENDOZA Yareli - MEX				Lap	44 WILLIAMS Lily - USA			
Distance	Time	Rank	Lap Time		Distance	Time	Rank	Lap Time
125m	DSQ				125m	14.240	1	
250m				1	250m	23.014	1	23.014
375m					375m	31.276	1	
500m				2	500m	39.544	1	16.530
625m					625m	47.786	1	
750m				3	750m	56.131	1	16.587
875m					875m	1:04.491	1	
1000m				4	1000m	1:12.993	1	16.862
1125m					1125m	1:21.498	1	
1250m				5	1250m	1:30.080	1	17.087
1375m					1375m	1:38.593	1	
1500m				6	1500m	1:47.137	1	17.057
1625m					1625m	1:55.629	1	
1750m				7	1750m	2:04.176	1	17.039
1875m					1875m	2:12.675	1	
2000m				8	2000m	2:21.243	1	17.067
2125m					2125m	2:29.769	1	
2250m				9	2250m	2:38.295	1	17.052
2375m					2375m	2:47.002	1	
2500m				10	2500m	2:55.904	1	17.609
2625m					2625m	3:04.493	1	
2750m				11	2750m	3:13.197	1	17.293
2875m					2875m	3:21.919	1	
3000m				12	3000m	3:30.780	1	17.583

9-12 September 2021

Women's Individual Pursuit / Poursuite individuelle femmes
Qualifying / Qualifications
Race Analysis / Analyse de la course

Heat 7

24 SUESSEMILCH Laura - GER				Lap	57 ATTWELL Erin J - CAN			
Distance	Time	Rank	Lap Time		Distance	Time	Rank	Lap Time
125m	14.616	6			125m	14.616	6	
250m	23.703	8	23.703	1	250m	23.427	4	23.427
375m	32.441	9			375m	31.620	2	
500m	41.044	8	17.341	2	500m	39.848	2	16.421
625m	49.612	8			625m	48.148	2	
750m	58.105	8	17.061	3	750m	56.513	2	16.665
875m	1:06.626	8			875m	1:04.883	2	
1000m	1:15.141	8	17.036	4	1000m	1:13.334	2	16.821
1125m	1:23.695	6			1125m	1:21.857	2	
1250m	1:32.251	6	17.110	5	1250m	1:30.519	2	17.185
1375m	1:40.820	6			1375m	1:39.219	2	
1500m	1:49.363	5	17.112	6	1500m	1:47.997	3	17.478
1625m	1:57.910	5			1625m	1:56.800	3	
1750m	2:06.421	5	17.058	7	1750m	2:05.747	4	17.750
1875m	2:14.919	5			1875m	2:14.731	4	
2000m	2:23.392	4	16.971	8	2000m	2:23.782	5	18.035
2125m	2:31.930	3			2125m	2:32.788	5	
2250m	2:40.498	3	17.106	9	2250m	2:41.878	5	18.096
2375m	2:49.114	3			2375m	2:50.989	5	
2500m	2:57.725	3	17.227	10	2500m	3:00.231	5	18.353
2625m	3:06.288	2			2625m	3:09.536	6	
2750m	3:14.890	2	17.165	11	2750m	3:18.863	6	18.632
2875m	3:23.537	2			2875m	3:28.239	6	
3000m	3:32.166	2	17.276	12	3000m	3:37.815	6	18.952

Communiqué approved by the Secretary of the Commissaires Panel:

LEGEND
DSQ Disqualified

9-12 September 2021

Communiqué no. 196 Rectificatif 1

Women's Individual Pursuit / Poursuite individuelle femmes
Qualifying / Qualifications
Start List / Liste de départ

Fri 10 Sep 2021 - Race distance: 3km

World Record	3:16.937	DYGERT Chloe	USA Berlin (GER)	29 FEB 2020
---------------------	----------	--------------	------------------	-------------

Heat	Race Number	Name	Team Code	Time
1	118	UKPESERAYE Ese	NGR	_____
	47	KUSKOVA Yanina	UZB	_____
2	29	NORZALI Nurqadrina Emylia	MAS	_____
	74	PARRA ROJAS Jessica Marcela	COL	_____
3	113	HINOJOSA CRUZ Romina	MEX	_____
	6	de CLERCQ Katrijn	BEL	_____
4	91	REISSNER Lena Charlotte	GER	_____
	60	PLANTE Lily	CAN	_____
5	28	MOHAMAD ZUBIR Nur Aisyah	MAS	_____
	19	HERNANDEZ GOMEZ Lina Marcela	COL	_____
6	31	ACEVEDO MENDOZA Yareli	MEX	_____
	44	WILLIAMS Lily	USA	_____
7	24	SUESSEMILCH Laura	GER	_____
	57	ATTWELL Erin J	CAN	_____

Progression rule:

Fastest 2 riders race for Gold, and 3rd and 4th riders race for Bronze.

Communiqué approved by the Secretary of the Commissaires Panel:

Women's Elimination Race / Course par élimination femmes
World Cup Standings / Classement coupe du monde

As of FRI 10 SEP 2021

Event No 1	Hong Kong (HKG)	13-16 MAY 2021
Event No 2	Saint Petersburg (RUS)	8-11 JUL 2021
Event No 3	Cali (COL)	9-12 SEP 2021

Rank	Name	Team Code	Event No 1	Event No 2	Event No 3	Total Points
1	EBERHARDT Verena	AUT	720.0	328.0		1048.0
2	LEITE de MELO Alice Tamirys	BRA		280.0	560.0	840.0
3	ACEVEDO MENDOZA Yareli	MEX			800.0	800.0
4	MARTINS Maria	POR		800.0		800.0
5	KAJIHARA Yumi	JPN	800.0			800.0
6	BURLOVA Kristyna	CZE		400.0	360.0	760.0
7	FEDOTOVA Kseniia	UKR			720.0	720.0
8	KLIMOVA Diana	MCT		720.0		720.0
9	PLOSAJ Nikol	POL			640.0	640.0
10	BALEISYTE Olivija	LTU		640.0		640.0
11	LARRARTE ARTEAGA Eukene	ESP	640.0			640.0
12	van DAM Sarah	CAN			600.0	600.0
13	SALAUYEVA Aksana	BLR		600.0		600.0
14	STENBERG Anita Yvonne	NOR	600.0			600.0
15	ANDRES Michelle	SUI		560.0		560.0
16	FURUYAMA Kie	RKD	560.0			560.0
17	ROJAS ZAPATA Lina Mabel	COL			520.0	520.0
18	BACIKOVA Alzbeta	SVK		520.0		520.0
19	SAVENKA Ina	BLR	520.0			520.0
20	de CLERCQ Katrijn	BEL			480.0	480.0
21	SULTANOVA Rinata	KAZ		480.0		480.0
22	RYAN Kendall	USA			440.0	440.0
23	SHARPE Alice	IRL		440.0		440.0
24	CORTES UGARTE Scarlet	CHI			400.0	400.0
25	ZAYED AHMED Ebtissam	EGY		360.0		360.0
26	AGUILAR GARCIA Dayana Lizbeth	ECU			328.0	328.0
27	REISSNER Lena Charlotte	GER			304.0	304.0
28	VALGONEN Valeria	RUS		304.0		304.0
29	NORZALI Nurqadrina Emylia	MAS			280.0	280.0
30	YEKEEN Tawakalt	NGR			256.0	256.0
31	BORISSZA Johanna Kitti	HUN		256.0		256.0
32	MISYURINA Margarita	UZB			232.0	232.0
33	YAROSHENKO Viktoriia	UKR		232.0		232.0

Women's Elimination Race / Course par élimination femmes
Results / Résultats
Fri 10 Sep 2021
Elapsed time: 10:14
Average Speed: 43.960km/h

Rank	Race Number	Name	Team Code
1	31	ACEVEDO MENDOZA Yareli	MEX
2	40	FEDOTOVA Kseniia	UKR
3	34	PLOSAJ Nikol	POL
4	15	van DAM Sarah	CAN
5	11	LEITE de MELO Alice Tamirys	BRA
6	75	ROJAS ZAPATA Lina Mabel	COL
7	6	de CLERCQ Katrijn	BEL
8	43	RYAN Kendall	USA
9	17	CORTES UGARTE Scarlet	CHI
10	20	BURLOVA Kristyna	CZE
11	22	AGUILAR GARCIA Dayana Lizbeth	ECU
12	91	REISSNER Lena Charlotte	GER
13	29	NORZALI Nurqadrina Emylia	MAS
14	119	YEKEEN Tawakalt	NGR
15	48	MISYURINA Margarita	UZB

Communiqué approved by the Secretary of the Commissaires Panel:

.....

Women's Elimination Race / Course par élimination femmes
Start List / Liste de départ

Fri 10 Sep 2021

Race Number	Name	Team Code
At the fence		
34	PLOSAJ Nikol	POL
119	YEKEEN Tawakalt	NGR
31	ACEVEDO MENDOZA Yareli	MEX
91	REISSNER Lena Charlotte	GER
75	ROJAS ZAPATA Lina Mabel	COL
29	NORZALI Nurqadrina Emylia	MAS
22	AGUILAR GARCIA Dayana Lizbeth	ECU
43	RYAN Kendall	USA
At the blue band		
20	BURLOVA Kristyna	CZE
11	LEITE de MELO Alice Tamirys	BRA
40	FEDOTOVA Kseniia	UKR
6	de CLERCQ Katrijn	BEL
15	van DAM Sarah	CAN
17	CORTES UGARTE Scarlet	CHI
48	MISYURINA Margarita	UZB

Communiqué approved by the Secretary of the Commissaires Panel: