

UCI TECHNICAL OFFICIALS / OFFICIELS TECHNIQUES DE L'UCI

Commissaires Panel appointed by the UCI Management Committee

Collège des Commissaires désigné par le Comité Directeur UCI

LANDIS-TYSON Noreen	USA	President / Président
PINKOSKI Michael	CAN	Secretary / Secrétaire
POMARIO Wayne	CAN	Starter / Starter
MCCORD Andrew	USA	Judge – Referee / Juge Arbitre
READE Trevor	GBR	Member / Membre

Assistant National Commissaires appointed by the National Federation

Commissaires nationaux adjoints désignés par la Fédération Nationale

PARADOWSKI Andrew	CAN
COBBAN Anne	CAN
DAY Brad	CAN
FORTIN Serge	CAN
GIRARD Lyne	CAN
TROTTIER Vallérie	CAN
LAROQUE, Josée	CAN
HILL Ben	CAN
TRISCHUCK William	CAN
FEDOR Jeff	CAN
SCHEERER Kevin	CAN

UCI Technical Delegate / Délégué Technique de l'UCI TRONCHE Cyrille FRA

Official Doctor / Médecin Officiel Dr. JONES Kevin CAN

Doping Control Officers / Agents de Contrôle du Dopage SOULARD Hélène CAN
PREVIS Linda USA

Speakers / Speakers FERGUSON Randy CAN
FLECK Steve CAN

GENERAL INFORMATION – REMINDER OF DISPOSITIONS

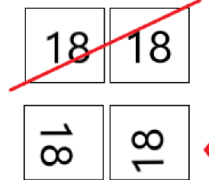
Confirmations and modifications of starters

- **The confirmation of the riders done on Thursday 23rd January is final**; nevertheless, Team Managers may forward **modifications** to the Secretary of College of Commissaires (Mr. Michael PINKOSKI) until **the start of the first competition session on the day of each event**:

Saturday 25 th January	Sprint	Women
	Keirin	Men
	Omnium	Men
	Madison	Women
Sunday 26 th January	Sprint	Men
	Keirin	Women
	Omnium	Women
	Madison	Men

- Team Pursuit changes: Until 30 minutes before the start of the relevant competition round (article 3.2.079)
- Team Sprint changes: Until 30 minutes before the start of the relevant competition round (article 3.2.149)
- Only riders previously registered and confirmed for the specific race may be used as replacements.
- Rider registered and confirmed for a specific race and not showing up at the start will be sanctioned by a fine as per art. 1.2.055.

Competitions

- As per art. 3.2.003 riders are not permitted to wear tinted visors or glasses that would prevent them from being clearly identified while seated in the waiting area. Riders shall only put on their tinted visors or glasses when heading on to the track. Any rider failing to respect this article shall be sanctioned by a fine.
- Riders shall ensure that the body number is visible and legible at all times. The body number shall be well fixed and may not be folded or altered. When two numbers are required to be worn, these should be placed low down and on either side of the back, visible to the infield and to the spectators. When a single number is required to be worn, this should be placed low down in the centre of the back. **Body numbers will be distributed at the Team Managers' meeting.**

- Transponders, fitted to the bikes, are mandatory for all events. The transponders will be distributed at the Team Managers' meeting. These should be returned to Swiss Timing once the rider has completed all their events.
- LED devices for the Elimination races (Men and Women) shall be collected next to the timing podium one hour prior to the start of each race and returned to the same place at the end of each race.
- All bicycle measurement checking shall be carried out in the equipment check area before entering the track. Riders must come for bicycle-check in adequate time prior to their start. Checking will also be carried out 15 minutes prior to commencing each session of the competition. **Teams are responsible for verifying the legality of replacement equipment that may be used in any event.** Commissaires are entitled to double check positions after the race. Should the bicycle or position have been modified in contravention of the regulations, the rider may be disqualified.

Team Leaders and Coaches during competitions

- Only the coaches of the riders currently on the track are permitted on the safety zone. **This is also limited to one coach per rider.** No other people are permitted in this zone.
- The access to the track must be kept clear at all times. **All track access ramps shall be kept free of any material and team personnel.**

- Team Managers may not carry anything in their hands while on the safety zone during mass start events.
- Access to the starters' platform is only for officials. All others are not permitted to use this podium. Access to the awards ceremony podium is forbidden except for official ceremonies.

Award Ceremonies

- Riders participating in the awards ceremony must present themselves in due time, bare-headed and without headband or glasses, wearing competition apparel and footwear, until after they leave the official ceremony enclosure.
- In the awards ceremony of team events, all participating riders of the teams are allowed on the podium as follows:
 - Team Pursuit max.5,
 - Team Sprint Men max.4,
 - Team Sprint Women max.3.

General

- The wearing of an approved rigid safety helmet, done up in a correct manner, is mandatory for riders at all times when riding on the track surface and safety zone.
- Riders may not wear headphones attached to devices such as radios, music players, telephone, etc., while riding on the track.
- Road bikes are not allowed on the track, including the safety zone.
- Bicycles or other equipment may not be left on the safety zone of the track.
- No drinks or food are allowed on the safety zone of the track.

INFORMATIONS GENERALES – RAPPEL DES DISPOSITIONS

Confirmations et modifications des partants

- **La confirmation des partants faite le jeudi 23 janvier est définitive**, néanmoins les chefs d'équipes auront la possibilité de transmettre **des modifications** au Secrétaire du Collège des Commissaires (M. Michael PINKOSKI) **jusqu'au début de la première session de compétition le jour de l'épreuve soit :**

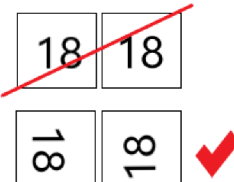
Samedi 25 janvier	Vitesse individuelle	Femmes
	Keirin	Hommes
	Omnium	Hommes
	Madison	Femmes

Dimanche 26 janvier	Vitesse individuelle	Hommes
	Keirin	Femmes
	Omnium	Femmes
	Madison	Hommes

- Modifications en poursuite par équipes : Au moins 30 minutes avant que la manche de la compétition en question commence (article 3.2.079)
- Modifications en vitesse par équipes : Au moins 30 minutes avant que la manche de la compétition en question commence (article 3.2.149)
- Tout remplacement d'un coureur confirmé ne peut se faire que par un autre coureur figurant sur la liste des coureurs inscrits en tant que réserve pour l'épreuve en particulier.
- Un coureur inscrit et confirmé pour une épreuve et ne se présentant pas au départ sera sanctionné d'une amende conformément à l'art. 1.2.055.

Compétitions

- Selon l'art. 3.2.003, les coureurs ne sont pas autorisés à porter des visières ou des lunettes teintées empêchant de les identifier clairement lorsqu'ils sont assis dans la zone d'attente. Les coureurs doivent mettre leurs visières ou leurs lunettes teintées au moment de monter en piste. Tout coureur qui enfreint cet article sera sanctionné d'une amende.
- Les coureurs doivent veiller à ce que le dossard soit toujours bien visible et lisible. Le dossard doit être bien fixé et ne peut être plié ou transformé. Lorsque le port de deux dossards est requis, ces derniers doivent être placés au bas et de chaque côté du dos, visibles au centre de la piste et par les spectateurs. Lorsqu'un seul dossard est requis, il doit être placé au centre et au bas du dos. **Les dossards seront distribués lors de la réunion des Chefs d'Equipe.**
- Tous les coureurs doivent avoir leur transpondeur fixé sur leur bicyclette pour toutes les courses. Les transpondeurs seront distribués lors de la réunion des Chefs d'Equipe. Ces derniers devront être retournés une fois que le coureur aura terminé toutes ses épreuves à Swiss Timing.
- Les boîtiers LED pour l'Elimination (Hommes et Femmes) doivent être retirés à côté du podium du chronométrage une heure avant le départ de chaque épreuve et retournés au même endroit à l'issue de l'épreuve.
- Les contrôles des bicyclettes doivent s'effectuer avant l'entrée en piste à l'endroit du contrôle du matériel. Les coureurs doivent se présenter pour le contrôle des bicyclettes suffisamment à l'avance avant leur départ. Les contrôles s'effectueront 15 minutes avant le départ de chaque compétition. **Les équipes sont chargées de confirmer que leur équipement de remplacement pour tout événement est conforme aux règlements.** Les commissaires sont autorisés à contrôler à nouveau les bicyclettes et les positions après la course de manière aléatoire. Si la bicyclette ou les positions ont été modifiées hors des limites réglementaires, le coureur peut être disqualifié.



23-26 January 2020

Communiqué n° 2

Chefs d'équipes et Entraîneurs pendant les compétitions

- *Seuls les entraîneurs des coureurs qui se trouvent sur la piste sont autorisés sur la zone de sécurité. Ceci est également limité à un entraîneur par coureur.*
- *L'accès à la piste doit être maintenu libre à tout moment. Toutes rampes d'accès à la piste doivent être maintenues libre de matériel et de personnel.*
- *Les entraîneurs des coureurs ne peuvent rien avoir dans leurs mains dans la zone de sécurité lors des épreuves en peloton.*
- *L'accès au podium du starter est uniquement pour les officiels. Toutes les autres personnes ne sont pas autorisées à faire usage du podium. L'accès au podium des cérémonies protocolaire est interdit excepté pour les cérémonies officielles.*

Cérémonies protocolaires

- *Les coureurs doivent se présenter pour la cérémonie protocolaire dans le délai imparti tête nue, sans bandeau ni lunettes, portant leur équipement de compétition et des chaussures convenables, jusqu'à ce qu'ils quittent l'enceinte de la cérémonie officielle.*
- *Lors des cérémonies protocolaires des disciplines par équipes, tous les coureurs ayant participé sont autorisés à monter sur le podium comme suit :*
 - *Poursuite par équipe max 5,*
 - *Vitesse par équipes Hommes max 4,*
 - *Vitesse par équipes Femmes max 3,*

Généralités

- *Le port du casque de sécurité approuvé, correctement ajusté, est toujours obligatoire pour les coureurs roulant sur la surface de la piste et la zone de sécurité.*
- *Les coureurs roulant sur la piste ne peuvent pas porter d'écouteurs reliés à des appareils électroniques tels que radios, appareil de musique, téléphones, etc.*
- *Les vélos de route ne sont pas autorisés sur la piste, y compris la zone de sécurité.*
- *Il est interdit d'entreposer des bicyclettes ou tout autre équipement sur la zone de sécurité de la piste.*
- *Aucune boisson ou nourriture ne sont autorisées sur la zone de sécurité de la piste.*

TECHNICAL INFORMATION – REMINDER OF DISPOSITIONS

General

- In mass start events, the riders shall enter the track from the home straight and leave the track from the back straight.
- A system detecting a false start is installed for time trials and pursuits. For the start, all bikes shall be placed behind the pursuit line utilizing the marks on the track. The starter is the sole judge to stop the race in the case of a false start. A restart will be given immediately.
- In all time trials and pursuits, the blue bands shall be made impassable by the placing of 50 cm long pads of a synthetic material every 5 meters from the pursuit line to the exit of the bend.
- Riders are forbidden to sit on the track surface.
- **Anybody failing to respect the instructions of the race organisation or commissaires will be penalised by a fine of CHF 100-200 as per UCI Regulation 12.4.001.20.**

On board Technology

- On board technology equipment that has the ability and purpose to collect or transmit data, information or images is authorized. Conditions of utilizations are defined in art. 1.3.024ter and include:
 - Does not affect the bicycle certification (modification) / Non-removable during the race / Information not visible to the rider

Team Sprint

- The qualification heats will be run one team at a time on the track.

Team Pursuit

- During the first round in case of one team catches another, the commissaires will show a red flag to the team being caught. From this moment the team is not allowed to do a relay on pain of disqualification (art. 3.2.097).
- In the qualifying and the first round all teams need to cover the full distance to record a time, except a team in the last two heats of the first round which catches their opponent. In the event of a catch in either of the last two heats of the first round, the team catching their opponent shall stop as soon as possible to allow their opponents to continue and record a time. Teams caught may not ride in the slipstream of their opponents nor pass them. Teams which catch their opponent may not ride in their slipstream (art 3.2.056/3.2.086).
- The team of a rider which has stopped following a mishap shall restart at the end of the qualifying rounds, or at a suitable position not to disrupt the preparation of other teams as decided by the Commissaires' Panel, where applicable with another team in the same situation.

Sprint & 200-meter Time Trial

- Riders shall wear both number panels during the 200 meters Time Trial.

Omnium

- In the case of the Scratch Race, a rider losing two laps will be penalised with a deduction of 40 points as per 3.2.251bis and may be withdrawn. Their ranking will be determined by the number of riders remaining on the track at this moment. They will not score those ranking points.

Elimination

- During the start, holders are allowed to push their riders, but are not allowed to move from their places in order to avoid crashes at the start.
- If no decision can be made about which rider to eliminate, then no riders shall be eliminated until the next sprint. This shall be indicated by a green flag on the start line.
- An eliminated rider shall leave the track immediately, failing which he may be **disqualified** from the entire Omnium event.
- Coaches or Managers who instruct or encourage their rider to continue racing following the announcement of their elimination, will be penalised by a fine of CHF 200 as per UCI Regulation 12.4.001.20. Subject to the same penalties, no team representative can approach or try to dispute any decision made by Commissaires during the course of the race.

Madison

- No feeding will be permitted in the Madison race.

INFORMATIONS TECHNIQUES – RAPPEL DES DISPOSITIONS**Général**

- Dans les épreuves en peloton, les coureurs montent en piste au côté de la ligne droite d'arrivée et quittent la piste du côté de la ligne droite opposée.
- Un système calculant les faux départs est installé pour les épreuves chronométrées. Au départ, tous les vélos doivent être placés derrière la marque sur la piste. Le starter est le seul juge pour arrêter la course en cas de faux départ. Un nouveau départ sera donné immédiatement.
- La côte d'azur sera rendue impraticable au moyen de bourrelets en matière synthétique d'une longueur de 50 cm, disposés tous les 5 mètres de la ligne de poursuite à la sortie du virage.
- Les coureurs ne sont pas autorisés à s'asseoir sur la piste.
- **Toutes personnes ne respectant les instructions de la direction de l'épreuve ou des commissaires seront pénalisés par une amende de CHF 100-200, selon le Règlement UCI 12.4.001.20.**

Technologie embarquée

- Un équipement technologique embarqué ayant la capacité et pour objet de collecter ou transmettre des données, informations ou images, est autorisé. Les conditions d'utilisation sont définies dans l'article 1.3.024ter et inclut les conditions suivantes :
 - N'affecte pas la certification du vélo / Ne peut pas être retiré pendant la course / L'information n'est pas visible pour le coureur

Vitesse par équipes

- Les manches de qualifications seront effectuées avec une équipe en piste à la fois.

Poursuite par équipes

- Lors du premier tour de compétition, si une équipe est sur le point d'être rejointe, les commissaires le signaleront à l'aide d'un drapeau rouge. A partir de ce moment, l'équipe rejointe ne doit plus passer de relais. Toute désobéissance à cette consigne entraîne la disqualification immédiate de l'équipe (art. 3.2.097).
- Lors du premier tour de compétition, toutes les équipes doivent accomplir la distance totale pour enregistrer leur temps, sauf lors des deux dernières manches du premier tour de compétition, si une équipe rejoint l'autre, l'équipe qui rejoint l'autre équipe est déclarée vainqueur et s'arrête dès que possible afin de permettre à l'autre équipe de terminer la distance et ainsi d'enregistrer un temps. Une équipe rejointe ne peut pas rouler dans le sillage de l'équipe adverse, ni la passer, sous peine de disqualification. De même, l'équipe qui rejoint l'autre ne peut pas rouler dans le sillage de l'équipe adverse, sous peine de disqualification (art 3.2.056/3.2.086).
- L'équipe qui s'est arrêtée après un accident prendra un nouveau départ à la fin des séries qualificatives, ou à un moment approprié déterminé par le Collège des Commissaires pour ne pas perturber la préparation des autres équipes, le cas échéant avec une autre équipe se trouvant dans le même cas

Vitesse et 200 mètres contre la montre

- Les coureurs doivent porter 2 dossards lors de l'épreuve des 200 mètres.

Omnium

- Dans la course Scratch, un coureur qui perd deux tours sera pénalisé par une déduction de 40 points conformément à l'art. 3.2.251bis et pourrait être retiré. Son classement sera déterminé par le nombre de coureurs restants en piste à ce moment. Il ne manquera pas les points du rang.

Elimination

- Au départ, les teneurs sont autorisés à pousser leur coureur mais ils doivent impérativement rester à leur place (pieds immobiles) pour éviter tout accident.
- Si aucune décision ne peut être prise concernant le coureur à éliminer, aucun coureur ne sera éliminé avant le prochain sprint. Ceci doit être indiqué par un drapeau vert sur la ligne de départ.
- Un coureur éliminé doit quitter la piste immédiatement, faute de quoi il se verra **disqualifié** de l'Omnium en intégralité.
- Les Entraîneurs ou les Chefs d'Equipes qui ordonnent ou encouragent leur coureur à continuer de courir après l'annonce de leur élimination seront pénalisés par une amende de CHF 200, selon le Règlement UCI 12.4.001.20. Sous peine des mêmes pénalités, aucun représentant d'équipe ne peut approcher ou tenter de contester toute décision prise par les Commissaires au cours de l'épreuve.

Madison

- Le ravitaillement pendant la course Madison n'est pas autorisé.

ANTI-DOPING CONTROL**INFORMATION**

- Controls will be conducted under the 2015 Anti-doping Rules of the UCI and CADF procedures and instructions.
- Riders selected for anti-doping will be identified on a list by their race number or their ranking. If applicable, the list will be posted at the finish line and at the entrance of the doping control station immediately after the race.
- The riders selected for the controls will be notified by a chaperon; the notified rider shall remain within sight of the chaperon at all times from the moment of in-person notification until the completion of the sample collection procedure. Team officials should not prevent the chaperons to continuously observe the rider. Should no chaperon be present, the rider shall proceed immediately to the doping control station. The absence of a chaperon shall not excuse the rider for not reporting in time to the doping control station. If the award ceremony takes place immediately after the event, a rider needing to go to the award ceremony will be escorted first to the award ceremony area, then to the press conference and finally to the doping control station.
- Each rider to be tested must present himself at the doping control station as soon as possible and at the latest within 30 (thirty) minutes of finishing the race. If a rider takes part in an official ceremony or attends a press conference, the deadline shall be 30 (thirty) minutes of the end of the ceremony or of the moment that his presence is no longer required at the press conference, whichever is the latest. Riders that have abandoned the race shall proceed immediately to the doping control station.
- Riders must report to the doping control station with their current license; but if it has no photograph, another I.D. with a photo must be presented. Riders may be accompanied by a person of his choice and an interpreter.
- Even if there are chaperons present, ultimately IT IS THE RIDERS' RESPONSIBILITY TO CHECK IF THEY HAVE BEEN SELECTED FOR ANTI-DOPING CONTROLS. If the rider does not attend the test, a violation of the UCI Anti-Doping Rules will be noticed and the rider could be sanctioned in accordance with these rules.
- Any changes related to the localization of the riders participating in the race (hotel name, address and telephone/fax numbers) must be communicated to the UCI and CADF Doping Control Officers as soon as possible (phone number below).

SOULARD Hélène (CAN)
CADF Doping Control Officer
Phone: 001 5149718757

PREVIS Linda (USA)
CADF Doping Control Officer

CONTRÔLE ANTIDOPAGE**INFORMATION**

- *Les contrôles seront effectués selon le Règlement Antidopage de l'UCI 2015 et les procédures et instructions de la CADF.*
- *Les coureurs sélectionnés pour les contrôles antidopage seront identifiés sur une liste par leur numéro de dossard ou par leur place dans le classement. Le cas échéant, la liste sera affichée à la ligne d'arrivée et à l'entrée du poste de contrôle du dopage immédiatement après la course.*
- *Les coureurs sélectionnés pour un contrôle, seront avisés par une escorte (chaperon); les coureurs ainsi sélectionnés doivent demeurer constamment en contact visuel avec l'escorte du moment de leur notification jusqu'à la fin de la procédure de prélèvement d'échantillon. Le personnel d'encadrement du coureur ne doit pas empêcher l'escorte d'observer le coureur de manière ininterrompue. Si aucune escorte n'est présente, le coureur se rendra immédiatement au poste de contrôle du dopage. L'absence d'une escorte n'excuse pas le coureur de ne pas se présenter à temps au poste de contrôle du dopage. Si la remise du Prix a lieu immédiatement après la manifestation, le coureur ayant besoin d'aller à la cérémonie de remise sera escorté d'abord à la zone de remise des prix, puis à la conférence de presse et enfin au poste de contrôle du dopage.*
- *Chaque coureur qui doit être contrôlé, doit se présenter au local antidopage dès que possible et au plus tard dans les 30 (trente) minutes après avoir fini sa course. Si un coureur prend part à une cérémonie officielle ou participe à une conférence de presse, le délai est de 30 (trente) minutes à partir de la fin de la cérémonie ou du moment que sa présence n'est plus requise à la conférence de presse, selon lequel de ces deux événements est le dernier. Les coureurs qui ont abandonné se présenteront immédiatement au poste de contrôle du dopage.*
- *Les coureurs doivent se présenter avec leur licence ; dans la situation où la licence émise par leur fédération nationale ne comporte pas de photographie, un document officiel avec photo devra être présenté en plus de la licence. Le coureur peut être accompagné d'une personne de son choix et d'un interprète.*
- *Même s'il y a des chaperons présents, IL INCOMBE AUX COUREURS DE VERIFIER S'ILS ONT ETE SELECTIONNES POUR LES CONTROLES ANTIDOPAGE. Selon le règlement antidopage de l'UCI, un cas de non-présentation, une infraction au Règlement Antidopage sera constatée et le coureur pourra être sanctionné conformément à ce règlement.*
- *Tout changement de localisation des coureurs (adresse, numéro de téléphone/fax de l'hôtel) doit être communiqué sans délai à l'UCI et aux agents de contrôle du dopage CADF (coordonnées ci-dessous).*

SOULARD Hélène (CAN)

Agent de contrôle dopage CADF
Téléphone : 001 5149718757

PREVIS Linda (USA)

Agent de contrôle dopage CADF

23-26 JAN 2020

Communiqué n° 5

LIST OF ENTERED TEAMS / LISTE DES EQUIPES ENGAGEES

1	ALG	ALGERIA / ALGERIE
2	AUS	AUSTRALIA / AUSTRALIE
3	AUT	AUSTRIA / AUTRICHE
4	BAR	BARBADOS / BARBADE
5	BEL	BELGIUM / BELGIQUE
6	BLR	BELARUS / BELARUS
7	CAN	CANADA / CANADA
8	CHN	PEOPLE'S REPUBLIC OF CHINA / REPUBLIQUE POPULAIRE DE CHINE
9	COL	COLOMBIA / COLOMBIE
10	CZE	CZECH REPUBLIC / REPUBLIQUE TCHEQUE
11	ESP	SPAIN / ESPAGNE
12	FRA	FRANCE / FRANCE
13	GBR	GREAT BRITAIN / GRANDE BRETAGNE
14	GER	GERMANY / ALLEMAGNE
15	GRE	GREECE / GRECE
16	GUA	GUATEMALA / GUATEMALA
17	HKG	HONG KONG, CHINA / HONG-KONG, CHINE
18	HUN	HUNGARY / HONGRIE
19	INA	INDONESIA / INDONESIE
20	IRL	IRELAND / IRLANDE
21	ITA	ITALY / ITALIE
22	JAM	JAMAICA / JAMAIQUE
23	JPN	JAPAN / JAPON
24	KAZ	KAZAKHSTAN / KAZAKHSTAN
25	KOR	KOREA / COREE
26	LTU	LITHUANIA / LITUANIE
27	MEX	MEXICO / MEXIQUE
28	NED	NETHERLANDS / PAYS-BAS
29	NOR	NORWAY / NORVEGE
30	POL	POLAND / POLOGNE
31	POR	PORTUGAL / PORTUGAL
32	PTM	P2M
33	RUS	RUSSIAN FEDERATION / FEDERATION DE RUSSIE
34	RVL	GAZPROM - RUSVELO
35	SUI	SWITZERLAND / SUISSE
36	SUR	SURINAME / SURINAME
37	THA	THAILAND / THAILANDE
38	TPE	CHINESE TAIPEI / CHINESE TAIPEI
39	TRD	T°RED FACTORY RACING TEAM
40	TTO	TRINIDAD AND TOBAGO / TRINITE-ET-TOBAGO
41	UKR	UKRAINE / UKRAINE
42	USA	UNITED STATES OF AMERICA / ETATS-UNIS D'AMERIQUE
43	UZB	UZBEKISTAN / OUZBEKISTAN
44	VEN	VENEZUELA / VENEZUELA

OFFICIAL TRAINING SESSIONS

Official Training Sessions (on Tuesday, Wednesday and Thursday):

- Teams must respect the slots defined by the UCI.
- Riders must wear National Team or UCI Track Team uniforms.
- Only riders participating in the competition may ride during official training sessions.
- No coaches are allowed on the safety zone, on the back straight.
- One coach per team is allowed on the home straight. Coaches must coordinate with each other for a better secure and efficient use of the track.
- Riders may carry no object on them or on their bicycles that could drop onto the track. They may not bear or use on the track any music player or radio communication system. In addition, any electronic device with display (for instance speedometer or powermeter) must be hidden to that it cannot be read by the riders.
- The use of starting gate or derny is prohibited.
- Standing starts (individual or team) are permitted only under the following conditions:
 - on the home straight only,
 - with the assistance of someone waving a flag at the exit of the 4th bend to warn the other riders present on the track,
- The Technical Delegate - appointed by the UCI or by the organizer - has the power to take the necessary measures to ensure security on the one hand and equity among the other teams on the other.

Pre-competition official training sessions (as per schedule below):

- **Standing starts are not permitted during pre-competition official training sessions.**
- All other conditions remain applicable as stipulated above.

	Pre-competition official training session ¹⁾	Competitions (1 st session)	Pre-competition official training session ²⁾	Competitions (2 nd session)
Fri 24 th Jan	09:00-10:20	10:30-12:50	18:00-18:50	19:00-21:11
Sat 25 th Jan	10:00-11:50	12:00-15:33	17:00-17:50	18:00-21:25
Sun 26 th Jan	09:00-09:50	10:00-13:45	15:00-15:50	16:00-19:49

¹⁾ For all riders

²⁾ For riders competing in the next session only

SESSIONS D'ENTRAÎNEMENT OFFICIEL

Sessions d'entraînement officiel (du mardi, mercredi, et jeudi) :

- Les équipes doivent respecter les créneaux définis par l'UCI.
- Seuls les coureurs participant à la compétition peuvent rouler pendant les sessions d'entraînement officiel.
- Les coureurs doivent porter l'uniforme de leur équipe nationale ou de l'équipe piste UCI.
- Aucun entraîneur n'est autorisé sur la zone de sécurité, côté ligne droite opposée.
- Un entraîneur par équipe est autorisé sur la zone de sécurité, côté ligne droite d'arrivée. Les entraîneurs se coordonnent entre eux pour une utilisation sécurisée et efficace de la piste.
- Les coureurs ne peuvent porter aucun objet sur eux ou sur leur bicyclette qui pourrait tomber sur la piste. Ils ne peuvent porter ni utiliser en piste aucun appareil de musique ou système de liaison radio. De plus, tout dispositif électronique avec affichage (par exemple : compteur de vitesse ou de puissance) doit être masqué de sorte qu'il ne soit pas consultable par les coureurs.
- L'utilisation de porte de départ ou de dergy est interdite.
- Les départs arrêtés (individuels ou par équipes) sont autorisés dans les conditions suivantes :
 - sur la ligne droite d'arrivée uniquement
 - avec l'assistance de quelqu'un agitant un drapeau à la sortie du 4ème virage pour avertir les autres coureurs en piste.
- Le Délégué Technique - désigné par l'UCI ou par l'organisateur - a tout pouvoir pour prendre les mesures nécessaires pour assurer la sécurité d'une part, et l'équité entre les équipes d'autre part.

Sessions d'entraînement officiel pré-compétition (selon horaires ci-dessous) :

- *Les départs arrêtés ne sont pas autorisés dans les sessions d'entraînement officiel pré-compétition.*
- Toutes les autres conditions restent applicables comme stipulées ci-dessus.

	Sessions d'entraînement officiel pré-compétition ¹⁾	Compétitions (1ère session)	Sessions d'entraînement officiel pré-compétition ²⁾	Compétitions (2ème session)
Ve 24 Jan	09:00-10:20	10:30-12:50	18:00-18:50	19:00-21:11
Sa 25 Jan	10:00-11:50	12:00-15:33	17:00-17:50	18:00-21:25
Di 26 Jan	09:00-09:50	10:00-13:45	15:00-15:50	16:00-19:49

¹⁾ Pour tous les coureurs

²⁾ Pour les coureurs en compétition dans la session suivante uniquement

23-26 January 2020

Communiqué no. 7

Men / Hommes

Entry List By Team / Liste d'inscriptions par équipes

As of THU 23 JAN 2020

Race Number	Team Name	Team Code	Event	UCI Rider ID
ALG - Algeria				
1	CHALEL Yacine	ALG	Omnium	10025264440
AUS - Australia				
67	BRISTER James	AUS	Individual Sprint, Keirin	10011146694
AUT - Austria				
68	MASTALLER Stefan	AUT	Madison	10009486984
69	MATZNER Stefan	AUT	Madison	10007294481
BLR - Belarus				
74	HLOVA Aliaksandr	BLR	Team Sprint	10015977803
6	KARALIOK Yauheni	BLR	Team Pursuit, Omnium, Madison	10009166682
75	NOVIK Uladzislau	BLR	Team Sprint, Keirin	10009049979
76	SHEMETAU Mikhail	BLR	Team Pursuit, Madison	10009492240
77	TSISHCHANKA Hardzei	BLR	Team Pursuit	100090332805
7	TSISHKOU Raman	BLR	Team Pursuit, Omnium, Madison	10009033209
78	ZAITSAU Artsiom	BLR	Team Sprint, Keirin	10009017243
CAN - Canada				
79	BARRETTE Hugo	CAN	Individual Sprint, Keirin	10007212639
80	BURTONIK Evan	CAN	Team Pursuit	10010682815
81	ERNST Chris	CAN	Team Pursuit	10015715091
82	FLETT-BROWN Amiel	CAN	Team Pursuit	10016136033
10	KINNIBURGH Jackson	CAN	Team Pursuit, Omnium, Madison	10046144601
83	PICKRELL Riley	CAN	Madison	10046142779
84	RICHARDSON Sean	CAN	Team Pursuit	10059703985
CHN - People's Republic of China				
13	GUO Liang	CHN	Omnium	10015998314
90	GUO Shuai	CHN	Team Sprint	10015339522
91	LUO Yongjia	CHN	Team Sprint	10009207203
92	XU Chao	CHN	Individual Sprint, Keirin	10007947011
93	ZHANG Miao	CHN	Team Sprint	10006737945
94	ZHOU Yu	CHN	Individual Sprint, Keirin	10052089586
COL - Colombia				
96	QUINTERO CHAVARRO Kevin Santiago	COL	Individual Sprint, Keirin	10010830840
97	RAMIREZ MORALES Santiago	COL	Individual Sprint, Keirin	10009039774
CZE - Czech Republic				
100	CECHMAN Martin	CZE	Individual Sprint, Keirin	10010166590
101	KELEMEN Pavel	CZE	Individual Sprint, Keirin	10006422895

23-26 January 2020

Communiqué no. 7

Men / Hommes

Entry List By Team / Liste d'inscriptions par équipes

As of THU 23 JAN 2020

Race Number	Team Name	Team Code	Event	UCI Rider ID
ESP - Spain				
104	JIMENEZ ELIZONDO Ekain	ESP	Team Sprint	10041041993
105	MORENO SANCHEZ Jose	ESP	Team Sprint, Individual Sprint, Keirin	10007502427
106	PELEGRI FERRANDIS Oscar	ESP	Madison	10011233994
107	PERALTA Juan	ESP	Team Sprint, Individual Sprint, Keirin	10006552534
18	ZUAZUBISKAR GALLASTEGI Illart	ESP	Omnium, Madison	10006602044
FRA - France				
110	CALEYRON Quentin	FRA	Team Sprint, Individual Sprint	10004765209
111	DENIS Thomas	FRA	Team Pursuit	10009736861
112	ERMENAUULT Corentin	FRA	Team Pursuit	10009155972
113	GRENGBO Florian	FRA	Team Sprint, Individual Sprint	10025432875
20	GRONDIN Donavan Vincent	FRA	Omnium, Madison	10025923131
114	HELAL Rayan	FRA	Team Sprint, Individual Sprint, Keirin	10015683567
115	LAFARGUE Quentin	FRA	Team Sprint, Keirin	10005930724
116	TABELLION Valentin	FRA	Team Pursuit	10015907071
21	THOMAS Benjamin	FRA	Team Pursuit, Omnium, Madison	10009104341
117	VAUQUELIN Kevin	FRA	Team Pursuit, Madison	10067207644
GBR - Great Britain				
24	HAYTER Ethan	GBR	Omnium, Madison	10010182051
25	WOOD Oliver	GBR	Omnium, Madison	10008663700
GER - Germany				
28	BEYER Maximilian	GER	Omnium	10007499191
122	BICHLER Timo	GER	Team Sprint	10015171992
123	EILERS Joachim	GER	Team Sprint, Keirin	10006379247
124	HINZE Carl	GER	Team Sprint, Individual Sprint, Keirin	10015992654
125	JAGER Julien	GER	Team Sprint, Individual Sprint	10036435406
GRE - Greece				
29	VOLIKAKIS Christos	GRE	Omnium	10004633247
HKG - Hong Kong, China				
131	CHEUNG King Lok	HKG	Madison	10006278106
132	LAW Tsz Chun	HKG	Individual Sprint	10011155990
30	LEUNG Chun Wing	HKG	Omnium, Madison	10007771401
31	LEUNG Ka Yu	HKG	Omnium, Madison	10007771704
HUN - Hungary				
34	LOVASSY Krisztian	HUN	Omnium	10004610413
134	SZALONTAY Sandor	HUN	Individual Sprint, Keirin	10007073506
IRL - Ireland				
136	DOWNEY Mark	IRL	Madison	10009513761
137	RYAN Fintan	IRL	Madison	10010713632

23-26 January 2020

Communiqué no. 7

Men / Hommes

Entry List By Team / Liste d'inscriptions par équipes

As of THU 23 JAN 2020

Race Number	Team Name	Team Code	Event	UCI Rider ID
ITA - Italy				
143	BIANCHI Matteo	ITA	Individual Sprint, Keirin	10028995102
144	BOSCARO Davide	ITA	Team Pursuit	10030125049
145	GIORDANI Carloalberto	ITA	Team Pursuit, Madison	10010713430
146	MASOTTO Giulio	ITA	Team Pursuit	10015723983
37	MORO Stefano	ITA	Team Pursuit, Omnium, Madison	10010715046
147	UMBRI Gidas	ITA	Team Pursuit	10030129493
JPN - Japan				
152	AMAGAI Kazuki	JPN	Team Sprint, Individual Sprint	10005964571
153	MATSUI Koyu	JPN	Team Sprint, Keirin	10090680735
154	OBARA Yuta	JPN	Team Sprint, Individual Sprint	10010773549
KAZ - Kazakhstan				
155	CHUGAY Andrey	KAZ	Individual Sprint, Keirin	10023551075
41	MIRALIYEV Sultanmurat	KAZ	Omnium	10006407741
156	VORZHEV Pavel	KAZ	Individual Sprint, Keirin	10007828183
LTU - Lithuania				
162	LENDEL Vasilijus	LTU	Individual Sprint, Keirin	10009181234
MEX - Mexico				
43	PRADO JUAREZ Ignacio	MEX	Omnium	10009023711
NED - Netherlands				
44	HAVIK Yoeri	NED	Omnium, Madison	10006502014
167	PIETERS Roy	NED	Madison	10004780565
45	van SCHIP Jan Willem	NED	Omnium, Madison	10008881948
POL - Poland				
169	BIELECKI Maciej	POL	Team Sprint, Individual Sprint	10005641037
170	MAKSEL Krzysztof	POL	Team Sprint	10006902239
171	PSZCZOLARSKI Wojciech	POL	Madison	10006903552
172	RUDYK Mateusz	POL	Team Sprint, Individual Sprint	10009079382
173	SARNECKI Rafal	POL	Team Sprint, Keirin	10005953154
47	STANISZEWSKI Daniel	POL	Omnium, Madison	10009726050
POR - Portugal				
48	LEITAO Iuri	POR	Omnium, Madison	10010800831
176	MATIAS Joao	POR	Madison	10007815756
49	OLIVEIRA Ivo	POR	Omnium, Madison	10009190328
PTM - P2m				
177	ARCHAMBAULT Joel	CAN	Individual Sprint, Keirin	10009307435
178	WAMMES Nick	CAN	Individual Sprint, Keirin	10015713273

23-26 January 2020

Communiqué no. 7

Men / Hommes

Entry List By Team / Liste d'inscriptions par équipes

As of THU 23 JAN 2020

Race Number	Team Name	Team Code	Event	UCI Rider ID
RUS - Russian Federation				
181	DUBCHENKO Aleksandr	RUS	Team Sprint, Keirin	10007772108
182	GLADYSHEV Ivan	RUS	Team Sprint	10036069533
183	MANAKOV Viktor	RUS	Madison	10006886576
184	SHARAPOV Alexander	RUS	Team Sprint, Individual Sprint	10007897295
185	SHURSHIN Nikita	RUS	Team Sprint, Individual Sprint, Keirin	10007271546
186	SVESHNIKOV Kirill	RUS	Madison	10006795438
RVL - Gazprom - Rusvelo				
187	PERKINS Shane Alan	RUS	Keirin	10051694112
SUI - Switzerland				
53	MARGUET Tristan	SUI	Omnium, Madison	10003301418
188	SELENATI Nico	SUI	Madison	10008926408
SUR - Suriname				
189	TJON EN FA Jair	SUR	Individual Sprint	10007891538
THA - Thailand				
190	ANGSUTHASAWIT Jai	THA	Keirin	10009009159
TPE - Chinese Taipei				
191	KANG Shih Feng	TPE	Individual Sprint, Keirin	10010608447
56	LI Wen Chao	TPE	Omnium	10014872912
TRD - T°Red Factory Racing Team				
59	LEZICA Facundo Gabriel	ARG	Omnium	10050085427
TTO - Trinidad and Tobago				
193	ALEXANDER Quincy	TTO	Individual Sprint	10007501821
194	BROWNE Kwesi	TTO	Keirin	10009010876
195	PAUL Nicholas	TTO	Individual Sprint, Keirin	10010821241
UKR - Ukraine				
60	DZHUS Volodymyr	UKR	Team Pursuit, Omnium, Madison	10007892447
61	GLADYSH Roman	UKR	Team Pursuit, Omnium, Madison	10009166581
196	HRYNIV Vitaliy	UKR	Team Pursuit, Madison	10009033310
197	STOVBETSKYI Dmytro	UKR	Keirin	10090555241
198	VASYLIEV Maksym	UKR	Team Pursuit	10006320340
USA - United States of America				
62	HOLLOWAY Daniel	USA	Omnium, Madison	10004628496
63	HOOVER Gavin	USA	Omnium, Madison	10009730191
202	MELLEN James	USA	Individual Sprint, Keirin	10009504667
VEN - Venezuela				
208	CANELON VERA Hersony	VEN	Individual Sprint, Keirin	10004717719

23-26 January 2020

Communiqué no. 8

Women / Femmes

Entry List By Team / Liste d'inscriptions par équipes

As of THU 23 JAN 2020

Race Number	Team Name	Team Code	Event	UCI Rider ID
AUT - Austria				
2	EBERHARDT Verena	AUT	Omnium	10008670770
BAR - Barbados				
3	JOSEPH Amber	BAR	Omnium	10061870927
BEL - Belgium				
70	BOSSUYT Shari	BEL	Team Pursuit, Madison	10015334872
71	CROKET Gilke	BEL	Team Pursuit	10007077647
72	de CLERCQ Katrijn	BEL	Team Pursuit	10064418993
73	DEGRENDELE Nicky	BEL	Individual Sprint, Keirin	10009134956
4	D'HOORE Jolien	BEL	Team Pursuit, Omnium, Madison	10004779050
5	KOPECKY Lotte	BEL	Team Pursuit, Omnium, Madison	10007350459
BLR - Belarus				
8	SHARAKOVA Tatsiana	BLR	Omnium, Madison	10002669605
9	TSERAKH Hanna	BLR	Omnium, Madison	10010177910
CAN - Canada				
85	ATTWELL Erin J	CAN	Team Pursuit	10051239222
86	BROUWER Miriam	CAN	Team Pursuit, Madison	10015198466
11	COLLIER Devaney	CAN	Team Pursuit, Omnium, Madison	10015447939
87	GENEST Lauriane	CAN	Team Sprint, Individual Sprint, Keirin	10011157206
88	GIBSON Kinley	CAN	Team Pursuit	10008673905
89	MITCHELL Kelsey	CAN	Team Sprint, Individual Sprint, Keirin	10075047668
12	ROORDA Stephanie	CAN	Team Pursuit, Omnium	10003299802
CHN - People's Republic of China				
14	LIU Jiali	CHN	Omnium, Madison	10010915110
15	WANG Xiaofei	CHN	Omnium, Madison	10062018851
95	ZHANG Ying	CHN	Madison	10015997708
COL - Colombia				
98	BAYONA PINEDA Martha	COL	Team Sprint, Individual Sprint, Keirin	10009040279
99	GAVIRIA RENDON Juliana	COL	Team Sprint, Individual Sprint, Keirin	10007737146
CZE - Czech Republic				
102	KANKOVSKA Sara	CZE	Individual Sprint, Keirin	10010167402
103	KOHOUTKOVA Katerina	CZE	Madison	10010777791
16	MACHACOVA Jarmila	CZE	Omnium, Madison	10004738937
17	SEVCIKOVA Petra	CZE	Omnium, Madison	10015336791
ESP - Spain				
108	CALVO BARBERO Tania	ESP	Team Sprint, Individual Sprint, Keirin	10006604771
109	CASAS ROIGE Helena	ESP	Team Sprint, Individual Sprint, Keirin	10004616877
19	USABIAGA BALERDI Ana	ESP	Omnium	10005979123

23-26 January 2020

Communiqué no. 8

Women / Femmes

Entry List By Team / Liste d'inscriptions par équipes

As of THU 23 JAN 2020

Race Number	Team Name	Team Code	Event	UCI Rider ID
FRA - France				
22	BERTEAU Victoire	FRA	Team Pursuit, Omnium, Madison	10015338916
23	COPPONI Clara	FRA	Team Pursuit, Omnium, Madison	10015328711
118	DEMA Y Coralie	FRA	Team Pursuit	10007773825
119	FORTIN Valentine	FRA	Team Pursuit	10015339017
120	GROS Mathilde	FRA	Individual Sprint, Keirin	10015528367
121	le NET Marie	FRA	Team Pursuit, Madison	10023522278
GBR - Great Britain				
26	EVANS Neah	GBR	Omnium, Madison	10010781532
27	KENNY Laura	GBR	Omnium, Madison	10007189300
GER - Germany				
126	BECKER Charlotte	GER	Team Pursuit	10002523701
127	KROGER Mieke	GER	Team Pursuit	10007520110
128	STOCK Gudrun	GER	Team Pursuit, Madison	10008696234
129	SUSSEMILCH Laura	GER	Team Pursuit, Madison	10009081204
GUA - Guatemala				
130	RODRIGUEZ Nicole	GUA	Individual Sprint, Keirin	10015279605
HKG - Hong Kong, China				
32	LEE Sze Wing	HKG	Omnium, Madison	10045966058
33	LEUNG Bo Yee	HKG	Omnium, Madison	10006278510
133	PANG Yao	HKG	Madison	10008689059
INA - Indonesia				
135	DWI PUTRI Crismonita	INA	Individual Sprint, Keirin	10015346895
IRL - Ireland				
138	GILLESPIE Lara	IRL	Team Pursuit	10016636692
139	GRIFFIN Mia	IRL	Team Pursuit	10062151116
35	KAY Emily	IRL	Team Pursuit, Omnium, Madison	10008678551
36	McCURLEY Shannon	IRL	Omnium, Madison	10007056631
140	MURPHY Kelly	IRL	Team Pursuit	10015835030
141	SHARPE Alice	IRL	Team Pursuit, Madison	10016236063
142	STEWART Robyn	IRL	Individual Sprint, Keirin	10018638431
ITA - Italy				
148	BISSOLATI Elena	ITA	Team Sprint, Keirin	10010713935
149	CONFALONIERI Maria Giulia	ITA	Madison	10007278822
38	PATERNOSTER Letizia	ITA	Omnium, Madison	10015336387
150	VECE Miriam	ITA	Team Sprint, Individual Sprint	10010714137
JAM - Jamaica				
151	PALMER Dahlia	JAM	Keirin	10045952924

23-26 January 2020

Communiqué no. 8

Women / Femmes

Entry List By Team / Liste d'inscriptions par équipes

As of THU 23 JAN 2020

Race Number	Team Name	Team Code	Event	UCI Rider ID
JPN - Japan				
39	FURUYAMA Kie	JPN	Omnium, Madison	10010800124
40	NAKAMURA Kisato	JPN	Omnium, Madison	10009020677
KOR - Republic of Korea				
157	JANG Suji	KOR	Team Pursuit	10063606823
158	KANG Hyunkyung	KOR	Team Pursuit	10009914693
159	KIM Hyunji	KOR	Team Pursuit	10007416339
160	KIM Youri	KOR	Team Pursuit	10007890023
161	LEE Jumi	KOR	Team Pursuit	10005601732
LTU - Lithuania				
42	BALEISYTE Olivija	LTU	Omnium	10010807905
163	KRUPECKAITE Simona	LTU	Team Sprint, Individual Sprint, Keirin	10002501368
164	MAROZAITE Migle	LTU	Team Sprint, Individual Sprint	10010640880
MEX - Mexico				
165	SALAZAR VALLES Jessica	MEX	Team Sprint, Individual Sprint	10008167986
166	VERDUGO OSUNA Yuli	MEX	Team Sprint, Individual Sprint, Keirin	10009727767
NED - Netherlands				
168	van RIESSSEN Laurine	NED	Individual Sprint, Keirin	10010579448
NOR - Norway				
46	STENBERG Anita Yvonne	NOR	Omnium	10008956114
POL - Poland				
174	KARWACKA Marlena	POL	Team Sprint	10010098589
175	LOS Urszula	POL	Team Sprint	10007793326
POR - Portugal				
50	MARTINS Maria	POR	Omnium	10015577574
PTM - P2m				
179	ORBAN Sarah	CAN	Team Sprint, Individual Sprint, Keirin	10082509796
180	WALSH Amelia	CAN	Team Sprint, Individual Sprint, Keirin	10006640036
RUS - Russian Federation				
51	DRONOVA Tamara	RUS	Omnium, Madison	10007272253
52	KLIMOVA Diana	RUS	Omnium, Madison	10009183557
SUI - Switzerland				
54	SEITZ Aline	SUI	Omnium, Madison	10009548319
55	WALDIS Andrea	SUI	Omnium, Madison	10007708551
TPE - Chinese Taipei				
57	CHIU Sheng Hsin	TPE	Omnium	10045991825
58	HUANG Ting Ying	TPE	Omnium	10005968009
192	WANG Tzu Chun	TPE	Individual Sprint, Keirin	10011088393

23-26 January 2020

Communiqué no. 8

Women / Femmes

Entry List By Team / Liste d'inscriptions par équipes

As of THU 23 JAN 2020

Race Number	Team Name	Team Code	Event	UCI Rider ID
UKR - Ukraine				
199	BASOVA Liubov	UKR	Individual Sprint, Keirin	10004594447
200	KLIACHINA Oksana	UKR	Madison	10010746570
201	NAHIRNA Anna	UKR	Madison	10005510994
USA - United States of America				
203	DYGERT Chloe	USA	Team Pursuit	10010971690
204	GODBY Madalyn	USA	Individual Sprint, Keirin	10007242648
64	JASTRAB Megan	USA	Omnium, Madison	10064643410
205	MARQUARDT Mandy	USA	Individual Sprint, Keirin	10006669439
65	VALENTE Jennifer	USA	Team Pursuit, Omnium, Madison	10007895881
206	WHITE Emma	USA	Team Pursuit	10009354319
207	WILLIAMS Lily	USA	Team Pursuit	10045969492
UZB - Uzbekistan				
66	ZABELINSKAYA Olga	UZB	Omnium	10001441139

Competition Schedule / Programme des compétitions

As of THU 23 JAN 2020

Date	Session Time	Duration Time	Event
THU 23 JAN	18:00 / 19:19	48	Women's Team Pursuit Qualifying
		31	Men's Team Pursuit Qualifying

Note:
Schedule subject to change.

Competition Schedule / Programme des compétitions

As of THU 23 JAN 2020

Date	Session Time	Duration Time	Event
FRI 24 JAN	10:30 / 12:35		28 Women's Team Pursuit First Round 20 Men's Team Pursuit First Round 15 Juniors Races 22 Women's Team Sprint Qualifying 25 Men's Team Sprint Qualifying 15 Youth Race - Race Elimination Race
	19:00 / 21:11		30 Opening Ceremony 11 Women's Team Sprint First Round 15 Women's Team Pursuit Finals 13 Men's Team Sprint First Round 8 Women's Team Pursuit, Victory Ceremony 14 Men's Team Pursuit Finals 8 Women's Team Sprint Finals 8 Men's Team Pursuit, Victory Ceremony 8 Men's Team Sprint Finals 8 Women's Team Sprint, Victory Ceremony 8 Men's Team Sprint, Victory Ceremony

Note:
Schedule subject to change.

Competition Schedule / Programme des compétitions

As of FRI 24 JAN 2020

Date	Session Time	Duration Time	Event
SAT 25 JAN	12:00 / 14:52		31 Women's Sprint Qualifying 10 Break 19 Women's Sprint 1/16 Finals 18 Men's Keirin First Round 25 Women's Sprint 1/8 Finals 18 Men's Keirin First Round Repechage 16 Women's Sprint Quarterfinals - Race 1 10 Break 16 Women's Sprint Quarterfinals - Race 2 5 Break 4 Women's Sprint Quarterfinals - Decider
	18:00 / 21:25		16 Men's Omnium Scratch Race 1¼ 8 Women's Sprint Semifinals - Race 1 9 Men's Keirin Second Round 8 Women's Sprint Semifinals - Race 2 15 Men's Omnium Tempo Race 2¼ 4 Women's Sprint Semifinals - Decider 39 Women's Madison Final 17 Men's Omnium Elimination Race 3¼ 10 Men's Keirin Finals 8 Women's Sprint Finals - Race 1 8 Women's Madison, Victory Ceremony 6 Men's Keirin, Victory Ceremony 8 Women's Sprint Finals - Race 2 33 Men's Omnium Points Race 4¼ 4 Women's Sprint Finals - Decider 6 Men's Omnium, Victory Ceremony 6 Women's Sprint, Victory Ceremony

Note:
Schedule subject to change.

Competition Schedule / Programme des compétitions

As of SAT 25 JAN 2020

Date	Session Time	Duration Time	Event
SUN 26 JAN	10:00 / 13:23		43 Men's Sprint Qualifying 10 Break 38 Men's Sprint 1/16 Finals 18 Women's Keirin First Round 25 Men's Sprint 1/8 Finals 18 Women's Keirin First Round Repechage 16 Men's Sprint Quarterfinals - Race 1 10 Break 16 Men's Sprint Quarterfinals - Race 2 5 Break 4 Men's Sprint Quarterfinals - Decider
	16:00 / 19:49		15 Women's Omnium Scratch Race 1¼ 8 Men's Sprint Semifinals - Race 1 9 Women's Keirin Second Round 8 Men's Sprint Semifinals - Race 2 14 Women's Omnium Tempo Race 2¼ 4 Men's Sprint Semifinals - Decider 60 Men's Madison Final 17 Women's Omnium Elimination Race 3¼ 10 Women's Keirin Finals 8 Men's Sprint Finals - Race 1 8 Men's Madison, Victory Ceremony 6 Women's Keirin, Victory Ceremony 8 Men's Sprint Finals - Race 2 30 Women's Omnium Points Race 4¼ 4 Men's Sprint Finals - Decider 6 Women's Omnium, Victory Ceremony 6 Men's Sprint, Victory Ceremony 8 World Cup Round Winner

Note:
Schedule subject to change.

DECISIONS / DÉCISIONS
Day 0 / jour 0
January 23, 2020 / le 23 janvier 2020

Team Manager **MEXICO (MEX) RUIZ, Ivan** (UCI 100 513 597 63) fine CHF 200 for being late to the Managers' Meeting.

Chef d'équipe **MEXICO (MEX) RUIZ, Ivan** (UCI 100 513 597 63) amende CHF 200 pour avoir été en retard à la réunion des directeurs sportifs.

Reminder to all participants that in the event of an incident on the track and there is a need to neutralise the race, there will be a **double pistol shot** and a **yellow flag** shown. The riders must continue to ride at the top of track. The race is neutralised and no attempt should be made to gain an advantage.

If there is a need to stop the race (for example, due to a need for medical attention or track repair), there will be a **double pistol shot** and a **red flag** shown. The riders must leave the track as soon as possible when it is safe to do so.

Rappel aux coureurs que dans l'éventualité que la course doit être neutralisée à cause d'un incident sur la piste qu'il y aura **deux coups de pistolet** et un **drapeau jaune** sera montré aux coureurs. Les coureurs devront continuer à rouler en haut de la piste. La course est neutralisée et les coureurs ne devront pas tenter d'en tirer avantage.

S'il est nécessaire d'arrêter la course (par exemple, au cas de besoin médical ou pour réparer la piste) il y aura **deux coups de pistolet** et un **drapeau rouge** sera montré aux coureurs. Les coureurs doivent quitter la piste de façon sécuritaire aussitôt que possible.

DECISIONS / DÉCISIONS
Day 1 / 1^{ère} jour
January 24, 2020 / le 24 janvier 2020

No decisions / Pas de décision.

DECISIONS / DÉCISIONS
Day 2 / 2^{ième} jour
January 25, 2020 / le 25 janvier 2020

Men's Keirin / Keirin hommes
First Round / Premier tour

Heat 3

#123 GER EILERS, Joachim UCI 100 063 792 47

WARNING for entering the sprinter's lane when the opponent was already there (A8)

AVERTISSEMENT pour être entré dans le couloir des sprinters alors que son adversaire s'y trouvait déjà (A8)

Heat 4

#202 USA MELLEN, James UCI 100 095 046 67

WARNING for not holding his line during the final sprint (A1)

AVERTISSEMENT pour avoir quitté sa ligne pendant le sprint final (A1)

DECISIONS / DÉCISIONS
Day 3 / 3^{ième} jour
January 26, 2020 / le 26 janvier 2020

Women Keirin / Keirin Femmes

First Round / Premier tour

#166 MEX VERDUGO OSUNA Yuli UCI 100 097 277 67

DISQUALIFICATION for incorrect behaviour behind the derny (D34)

DISQUALIFICATION pour comportement incorrect derrier le derney (D34)

Women Keirin / Keirin Femmes

Second Round / Deuxieme tour

#135 INA DWI PUTRI Crismonita UCI 100 074 283 62

DISQUALIFICATION for causing the crash of her opponent (D15)

DISQUALIFICATION pour avoir provoqué la chute de son adversaire (D15)

Men Sprint / Vitesse Hommes

1/2F Heat 2 Ride 2

#114 FRA HELAL Rayan UCI 100 156 835 67

RELEGATION for entering the sprinter's lane when the opponent was already there (C8)

DECLASSEMENT pour être entré dans le couloir des sprinters alors que son adversaire s'y trouvait déjà (C8)

23-26 January 2020
Communiqué no. 175
Medallists by Event / Médaillé(e)s par épreuve

As of SUN 26 JAN 2020 at 19:39

AFTER 12 OF 12 EVENTS

Event	Date	Medal	Name	Team Code
Men's Sprint	SUN 26 JAN	GOLD	RUDYK Mateusz	POL
		SILVER	CALEYRON Quentin	FRA
		BRONZE	HELAL Rayan	FRA
Women's Omnium	SUN 26 JAN	GOLD	VALENTE Jennifer	USA
		SILVER	PATERNOSTER Letizia	ITA
		BRONZE	KAY Emily	IRL
Women's Keirin	SUN 26 JAN	GOLD	van RIESEN Laurine	NED
		SILVER	CASAS ROIGE Helena	ESP
		BRONZE	GODBY Madalyn	USA
Men's Madison	SUN 26 JAN	GOLD	HAVIK Yoeri van SCHIP Jan Willem	NED
		SILVER	HAYTER Ethan WOOD Oliver	GBR
		BRONZE	GRONDIN Donovan Vincent THOMAS Benjamin	FRA
Women's Sprint	SAT 25 JAN	GOLD	van RIESEN Laurine	NED
		SILVER	MITCHELL Kelsey	CAN
		BRONZE	GODBY Madalyn	USA
Men's Omnium	SAT 25 JAN	GOLD	van SCHIP Jan Willem	NED
		SILVER	STANISZEWSKI Daniel	POL
		BRONZE	HOOVER Gavin	USA
Men's Keirin	SAT 25 JAN	GOLD	EILERS Joachim	GER
		SILVER	QUINTERO CHAVARRO Kevin Santiago	COL
		BRONZE	SARNECKI Rafal	POL
Women's Madison	SAT 25 JAN	GOLD	EVANS Neah KENNY Laura	GBR
		SILVER	D'HOORE Jolien KOPECKY Lotte	BEL
		BRONZE	JASTRAB Megan VALENTE Jennifer	USA
Men's Team Sprint	FRI 24 JAN	GOLD	CALEYRON Quentin GRENGBO Florian LAFARGUE Quentin	FRA
		SILVER	BIELECKI Maciej MAKSEL Krzysztof RUDYK Mateusz SARNECKI Rafal (R)	POL
		BRONZE	GUO Shuai LUO Yongjia ZHANG Miao	CHN

23-26 January 2020
Communiqué no. 175
Medallists by Event / Médailié(e)s par épreuve

As of SUN 26 JAN 2020 at 19:39

AFTER 12 OF 12 EVENTS

Event	Date	Medal	Name	Team Code
Women's Team Sprint	FRI 24 JAN	GOLD	GENEST Lauriane MITCHELL Kelsey	CAN
		SILVER	KARWACKA Marlina LOS Urszula	POL
		BRONZE	KRUPECKAITE Simona MAROZAITE Migle	LTU
Men's Team Pursuit	FRI 24 JAN	GOLD	DENIS Thomas ERMENAULT Corentin THOMAS Benjamin VAUQUELIN Kevin TABELLION Valentin (R)	FRA
		SILVER	BOSCARO Davide GIORDANI Carloalberto MASOTTO Giulio UMBRI Gidas MORO Stefano (R)	ITA
		BRONZE	BURTONIK Evan ERNST Chris FLETT-BROWN Amiel KINNIBURGH Jackson RICHARDSON Sean (R)	CAN
Women's Team Pursuit	FRI 24 JAN	GOLD	DYGERT Chloe VALENTE Jennifer WHITE Emma WILLIAMS Lily	USA
		SILVER	COPPONI Clara DEMAY Coralie FORTIN Valentine le NET Marie	FRA
		BRONZE	ATTWELL Erin J BROUWER Miriam COLLIER Devaney GIBSON Kinley	CAN

Note:

All riders who competed for a team in any phase are listed.

LEGEND
R Replaced

23-26 January 2020

Communiqué no. 176

Medal Standings / Tableau des médailles

As of SUN 26 JAN 2020 at 19:39

AFTER 12 OF 12 EVENTS

Rank	Team	Men				Women				Mixed				Total				Rank by Total
		G	S	B	Tot.	G	S	B	Tot.	G	S	B	Tot.	G	S	B	Tot.	
1	NED - Netherlands	2			2	2			2					4			4	=3
2	FRA - France	2	1	2	5		1		1					2	2	2	6	=1
3	USA - United States			1	1	2		3	5					2		4	6	=1
4	POL - Poland	1	2	1	4		1		1					1	3	1	5	2
5	CAN - Canada			1	1	1	1	1	3					1	1	2	4	=3
6	GBR - Great Britain		1		1	1			1					1	1		2	=4
7	GER - Germany	1			1									1			1	=5
8	ITA - Italy		1		1		1		1						2		2	=4
9	BEL - Belgium						1		1						1		1	=5
9	COL - Colombia		1		1										1		1	=5
9	ESP - Spain						1		1						1		1	=5
12	CHN - China			1	1											1	1	=5
12	IRL - Ireland							1	1							1	1	=5
12	LTU - Lithuania							1	1							1	1	=5
	Total:	6	6	6	18	6	6	6	18					12	12	12	36	

Note:

Rank by Total is calculated by the total number of gold, silver and bronze medals.

LEGEND

 = Equal sign indicates that two or more Teams share the same rank by total
 Tot. Total

B Bronze **G** Gold **S** Silver

Team World Cup Standings / Classement coupe du monde par équipes

As of SUN 26 JAN 2020

Event No 1	Minsk (BLR)	1-3 NOV 2019
Event No 2	Glasgow (GBR)	8-10 NOV 2019
Event No 3	Hong-Kong (HKG)	29 NOV-1 DEC 2019
Event No 4	Cambridge (NZL)	6-8 DEC 2019
Event No 5	Brisbane (AUS)	13-15 DEC 2019
Event No 6	Milton (CAN)	24-26 JAN 2020

Rank	Name	Team Code	Event No 1	Event No 2	Event No 3	Event No 4	Event No 5	Event No 6	Total Points
1	Poland	POL	4521,0	3833,5	2786,0	4781,0	3822,0	2475,0	22218,5
2	France	FRA	6297,5	5535,0	901,0	200,0	2030,0	5755,0	20718,5
3	Italy	ITA	5077,0	3785,0	3193,0	2705,0	2616,0	2946,0	20322,0
4	Russian Federation	RUS	5215,0	3886,0	2712,0	3457,5	3127,0	1627,5	20025,0
5	Germany	GER	4937,5	3985,0	5400,0	350,0	1960,0	2129,5	18762,0
6	Australia	AUS		4897,5		6367,5	6562,5	540,0	18367,5
7	New Zealand	NZL		375,0	5879,5	6215,0	5790,0		18259,5
8	Netherlands	NED	5765,0	4776,0	4391,0	540,0		2000,0	17472,0
9	Great Britain	GBR	6415,0	6555,0	1375,0		1708,5	1395,0	17448,5
10	United States	USA	4890,0	1470,0	667,0	2305,0	2320,0	3881,0	15533,0
11	Japan	JPN	680,0	1341,0	3332,5	4586,0	2230,0	1282,5	13452,0
12	China	CHN	1975,5	1940,5	3244,5	2232,0	2031,0	1770,0	13193,5
13	Canada	CAN	405,0	485,0	1745,0	3105,0	2865,0	3265,0	11870,0
14	Switzerland	SUI	2125,0	2055,0	2465,0	2040,0	1790,0	1025,0	11500,0
15	Spain	ESP	3073,5	1936,5	1819,5	1091,0	912,0	2540,0	11372,5
16	Ukraine	UKR	2951,0	1286,0	1446,0	2266,0	1651,0	1495,0	11095,0
17	Hong Kong, China	HKG	2320,0	1531,0	2430,0	1430,0	1715,0	1125,0	10551,0
18	Belgium	BEL	3580,0	2626,0	2331,0	1,0	1,0	1850,0	10389,0
19	Ireland	IRL	1561,0	2086,0	1055,0	1615,0	730,0	2045,0	9092,0
20	Belarus	BLR	3477,0	500,0	865,0	740,0	1090,0	2385,0	9057,0
21	Republic of Korea	KOR	656,0	366,0	2331,0	2006,0	1226,0	600,0	7185,0
22	Mexico	MEX	270,0	175,0	2300,0	1680,0	1380,0	1215,0	7020,0
23	Colombia	COL	1057,0	967,0		1165,0	1826,0	1625,0	6640,0
24	Denmark	DEN	2775,0	1925,0	1865,0				6565,0
25	Lithuania	LTU	1720,0	1306,0	1022,0			2100,0	6148,0
26	Portugal	POR	1530,0	915,0	1290,0	1275,0	145,0	900,0	6055,0
27	Czech Republic	CZE	1946,0	788,0	807,0	415,0	700,0	890,0	5546,0
28	Team Erdgas.2012	ERD	1772,5	2271,0	1180,0				5223,5
29	Kazakhstan	KAZ	1228,5	396,0	885,5	1734,5	636,0	247,0	5127,5
30	Beat Cycling Club	BCC	1450,0	1112,5	606,0	175,0	400,0	375,0	4118,5
31	P2m	PTM			801,0	920,0	665,0	1495,0	3881,0
32	Gazprom - Rusvelo	RVL	676,0	700,0		1490,0	530,0	325,0	3721,0
33	Austria	AUT	1220,0	485,0	865,0	445,0	190,0	320,0	3525,0
34	Hungary	HUN	690,0	500,0	495,0	735,0	430,0	645,0	3495,0
35	Trinidad and Tobago	TTO			838,5	1087,5	1062,5	455,0	3443,5
36	Team Bridgestone Cycling	BGT			1255,0	421,0	1375,0		3051,0
37	Greece	GRE	660,0	475,0	450,0	650,0	375,0	325,0	2935,0
38	Subway New Zealand Track Team	SUB			480,0	1800,0	575,0		2855,0
39	Chinese Taipei	TPE	2,0	326,0	697,0	637,0	572,0	536,0	2770,0

23-26 January 2020

Communiqué no. 177

Team World Cup Standings / Classement coupe du monde par équipes

As of SUN 26 JAN 2020

Rank	Name	Team Code	Event No 1	Event No 2	Event No 3	Event No 4	Event No 5	Event No 6	Total Points
40	Huub Wattbike Test Team	HUB	1150,0	760,0			700,0		2610,0
41	Uzbekistan	UZB	475,0	520,0	305,0	835,0	285,0	175,0	2595,0
42	Norway	NOR	585,0	300,0	850,0	450,0	275,0	130,0	2590,0
43	Thailand	THA	120,0	300,0	490,0	375,0	582,5	275,0	2142,5
44	Corima Yulong Cycling Team	CYT		447,0	787,0		899,5		2133,5
45	Indonesia	INA	441,0	430,0	315,0	505,0	140,0	130,0	1961,0
46	Malaysia	MAS	346,0	2,0	676,0	800,0	80,0		1904,0
47	Israel Cycling Academy Track Team	CAT	475,0	450,0	275,0	315,0	325,0		1840,0
48	Japan Professional Cyclist Association	JPC	400,0	175,0	500,0		175,0	350,0	1600,0
49	Marathon - Tula Cycling Team	MCT	901,0	286,0	276,0				1463,0
50	Southern Spars Track Team	SSP				1400,0			1400,0
51	Dream Seeker Racing Team	DSR			575,0	365,0	445,0		1385,0
52	Suriname	SUR		275,0	325,0	250,0	375,0	120,0	1345,0
53	Track - Team - Brandenburg	TTB	972,5	262,5					1235,0
54	Barbados	BAR	280,0	250,0	170,0	200,0	225,0	100,0	1225,0
55	Hksi Pro Cycling Team	HKS	221,0	246,0	147,0	320,0	200,0		1134,0
56	Team Inspired	TIN	335,0	220,0	265,0		270,0		1090,0
57	Sime Darby Foundation	SDF	231,0	307,0		271,0	171,0		980,0
58	Eustrak - Euskadi	EUS	431,0	220,0	120,0	160,0			931,0
59	Venezuela	VEN	205,0	120,0	176,0	120,0	121,0	175,0	917,0
60	Chile	CHI	70,0	100,0	385,0	340,0			895,0
61	Slovakia	SVK	260,0	70,0	150,0	210,0	190,0		880,0
62	Argentina	ARG			176,0	335,0	190,0		701,0
63	Guatemala	GUA	3,0	221,0			111,0	210,0	545,0
64	Lokosphinx	LOK	525,0						525,0
65	India	IND			217,5	307,5			525,0
66	South Africa	RSA	101,0	4,0	178,0	211,0			494,0
67	Minsk Cycling Club	MCC	406,0	80,0					486,0
68	China National Track Stars	CNS			400,0				400,0
69	Team Wales	WAL		375,0					375,0
70	Brazil	BRA			100,0	120,0	120,0		340,0
71	Algeria	ALG	60,0	100,0				120,0	280,0
72	Bison Sport - Commel	BIC	130,0	70,0					200,0
73	Latvia	LAT	190,0						190,0
74	Jamaica	JAM		1,0				145,0	146,0
75	T°Red Factory Racing Team	TRD						100,0	100,0
76	Jilun Cycling Team	JLC			100,0				100,0
77	Macao, China	MAC			60,0				60,0
78	Romania	ROU			1,0	1,0			2,0

23-26 January 2020

Communiqué no. 178

Number of Entries by Team / Nombre d'inscriptions par équipes

As of 26 JAN 2020

Team	Men							Women							Total Riders		
	Team Sprint	Sprint	Keirin	Team Pursuit	Omnium	Madison	Riders	Team Sprint	Sprint	Keirin	Team Pursuit	Omnium	Madison	Scratch Race		Elimination Race	Riders
ALG					1		1										1
AUS		1	1				1										1
AUT						2	2					1				1	3
BAR												1				1	1
BEL									1	1	5	1	2			6	6
BLR	3		1	4	1	2	7					1	2			2	9
CAN		1	1	5	1	2	32	2	1	1	4	1	2	24	25	6	38
CHN	3	2	1		1		6					1	2			2	8
COL		2	1				2	2	2	1						2	4
CZE		2	1				2		1	1		1	2			4	6
ESP	3	2	1		1	2	5	2	2	1		1				3	8
FRA	3	2	1	5	1	2	10		1	1	4	1	2			6	16
GBR					1	2	2					1	2			2	4
GER	3	2	1		1		5				4		2			4	9
GRE					1		1										1
GUA									1	1						1	1
HKG		1			1	2	4					1	2			3	7
HUN		1	1		1		2										2
INA									1	1						1	1
IRL						2	2		1	1	4	1	2			7	9
ITA		1	1	5	1	2	6	2	1	1		1	2			4	10
JAM										1						1	1
JPN	3	2	1				3					1	2			2	5
KAZ		2	1		1		3										3
KOR											5					5	5
LTU		1	1				1	2	2	1		1				3	4
MEX					1		1	2	2	1						2	3
NED					1	2	2		1	1						1	3
NOR												1				1	1
POL	4	1	1		1	2	6	2								2	8
POR					1	2	3					1				1	4
PTM		1	1				2	2	1	1						2	4
RUS	3	2	1			2	6					1	2			2	8
RVL			1				1										1
SUI					1	2	2					1	2			2	4
SUR		1					1										1
THA			1				1										1
TPE		1	1		1		2		1	1		1				2	4
TRD					1		1										1
TTO		2	1				3										3
UKR			1	4	1	2	5		1	1			2			3	8
USA		1	1		1	2	3		2	1	4	1	2			7	10
UZB												1				1	1
VEN			1				1										1
Total	25	31	24	23	22	32	137	16	22	18	30	22	32	24	25	92	229

Index/ Table des matières

Event	Epreuves	Description	Description	Report	Rapport	No.
GENERAL COMMUNIQUE'S		COMMUNIQUE'S GENERAUX				
College of Commissaires	Collège des Commissaires	UCI Technical Officials	Officiels Techniques de l'UCI	Information	Information	1
College of Commissaires	Collège des Commissaires	General Information	Informations Générales	Information	Information	2
College of Commissaires	Collège des Commissaires	Technical Information	Informations Techniques	Information	Information	3
College of Commissaires	Collège des Commissaires	Antidoping Control	Contrôle Anti-dopage	Information	Information	4
College of Commissaires	Collège des Commissaires	List of Entered Teams	Liste des Equipes Engagées	Information	Information	5
College of Commissaires	Collège des Commissaires	Training and Warm Up Sessions	Sessions d'entraînement et d'échauffement	Information	Information	6
College of Commissaires	Collège des Commissaires	Entry List by Team - Men	Liste des Inscrits par Equipes - Hommes	Information	Information	7
College of Commissaires	Collège des Commissaires	Entry List by Team - Women	Liste des Inscrits par Equipes - Femmes	Information	Information	8
College of Commissaires	Collège des Commissaires	Competition Schedule Day 0	Programme des Compétitions Jour 0	Schedule	Programme	9
College of Commissaires	Collège des Commissaires	Competition Schedule Day 1	Programme des Compétitions Jour 1	Schedule	Programme	10
College of Commissaires	Collège des Commissaires	Competition Schedule Day 2	Programme des Compétitions Jour 2	Schedule	Programme	11
College of Commissaires	Collège des Commissaires	Competition Schedule Day 3	Programme des Compétitions Jour 3	Schedule	Programme	12
College of Commissaires	Collège des Commissaires	Decisions Day 0	Décisions Jour 0	Information	Information	13
College of Commissaires	Collège des Commissaires	Decisions Day 1	Décisions Jour 1	Information	Information	14
College of Commissaires	Collège des Commissaires	Decisions Day 2	Décisions Jour 2	Information	Information	15
College of Commissaires	Collège des Commissaires	Decisions Day 3	Décisions Jour 3	Information	Information	16
Day 1	Jour 1	Medallists by Event	Médailles par Epreuve	Standing	Classement	171
Day 1	Jour 1	Medal Standings	Classement des Médailles	Standing	Classement	172
Day 2	Jour 2	Medallists by Event	Médailles par Epreuve	Standing	Classement	173
Day 2	Jour 2	Medal Standings	Classement des Médailles	Standing	Classement	174
Day 3	Jour 3	Medallists by Event	Médailles par Epreuve	Standing	Classement	175
Day 3	Jour 3	Medal Standings	Classement des Médailles	Standing	Classement	176
Final	Final	Team World Cup Standings	Classements Coupe du Monde des équipes	Standing	Classement	177
Final	Final	Number of Entries by Team	Nombre d'Inscrits par Equipes	Standing	Classement	178
College of Commissaires	Collège des Commissaires	Index	Table des matières	Information	Information	179
MEN		HOMMES				
M - TEAM SPRINT	H - VITESSE PAR EQUIPES					
Team Sprint	Vitesse par équipes	Qualifying	Qualifications	Start List	Liste de départ	17
Team Sprint	Vitesse par équipes	Qualifying	Qualifications	Results	Résultats	18
Team Sprint	Vitesse par équipes	1/2 Final	1/2 Finale	Start List	Liste de départ	19
Team Sprint	Vitesse par équipes	1/2 Final	1/2 Finale	Results	Résultats	20
Team Sprint	Vitesse par équipes	Finals 3-4 & 1-2	Finales 3-4 & 1-2	Start List	Liste de départ	21
Team Sprint	Vitesse par équipes	Finals 3-4 & 1-2	Finales 3-4 & 1-2	Results	Résultats	22

23-26 January 2020

Communiqué n°179

Team Sprint	Vitesse par équipes	World Cup Standings	Classement Coupe du Monde	Standing	Classement	23
M - SPRINT	H - VITESSE					
Sprint 200m t.t.	Vitesse 200m c.l.m.	Qualifying	Qualifications	Start List	Liste de départ	24
Sprint 200m t.t.	Vitesse 200m c.l.m.	Qualifying	Qualifications	Results	Résultats	25
Sprint	Vitesse	1/16 Final	1/16 Finale	Start List	Liste de départ	26
Sprint	Vitesse	1/16 Final	1/16 Finale	Results	Résultats	27
Sprint	Vitesse	1/8 Final	1/8 Finale	Start List	Liste de départ	28
Sprint	Vitesse	1/8 Final	1/8 Finale	Results	Résultats	29
Sprint	Vitesse	1/4 Final	1/4 Finale	Start List	Liste de départ	30
Sprint	Vitesse	1/4 Final	1/4 Finale	Results	Résultats	31
Sprint	Vitesse	1/2 Final	1/2 Finale	Start List	Liste de départ	32
Sprint	Vitesse	1/2 Final	1/2 Finale	Results	Résultats	33
Sprint	Vitesse	Finals 3-4 & 1-2	Finales 3-4 & 1-2	Start List	Liste de départ	34
Sprint	Vitesse	Finals 3-4 & 1-2	Finales 3-4 & 1-2	Results	Résultats	35
Sprint	Vitesse	Summary	Résumé	Results	Résultats	36
Sprint	Vitesse	World Cup Standings	Classement Coupe du Monde	Results	Classement	37
M - KEIRIN	H - KEIRIN					
Keirin	Keirin	1st round	1er tour de compétition	Start List	Liste de départ	38
Keirin	Keirin	1st round	1er tour de compétition	Results	Résultats	39
Keirin	Keirin	Repechages	Repêchages	Start List	Liste de départ	40
Keirin	Keirin	Repechages	Repêchages	Results	Résultats	41
Keirin	Keirin	2nd round	2e tour de compétition	Start List	Liste de départ	42
Keirin	Keirin	2nd round	2e tour de compétition	Results	Résultats	43
Keirin	Keirin	Finals places 7-12 & 1-6	Finales places 7-12 & 1-6	Start List	Liste de départ	44
Keirin	Keirin	Finals places 7-12 & 1-6	Finales places 7-12 & 1-6	Results	Résultats	45
Keirin	Keirin	World Cup Standings	Classement Coupe du Monde	Standing	Classement	46
M - TEAM PURSUIT	H - POURSUITE PAR EQUIPES					
Team pursuit	Poursuite par équipes	Qualifying	Qualifications	Start List	Liste de départ	47
Team pursuit	Poursuite par équipes	Qualifying	Qualifications	Results	Résultats	48
Team pursuit	Poursuite par équipes	1/2 Final	1/2 Finale	Start List	Liste de départ	49
Team pursuit	Poursuite par équipes	1/2 Final	1/2 Finale	Results	Résultats	50
Team pursuit	Poursuite par équipes	Finals	Finales	Start List	Liste de départ	51
Team pursuit	Poursuite par équipes	Finals	Finales	Results	Résultats	52
Team pursuit	Poursuite par équipes	World Cup Standings	Classement Coupe du Monde	Standing	Classement	53
M - OMNIUM	H - OMNIUM					
Omnium I	Omnium I	Scratch 10 km	Scratch 10 km	Start List	Liste de départ	54
Omnium I	Omnium I	Scratch 10 km	Scratch 10 km	Results	Résultats	55
Omnium	Omnium	Gen. Class. after event 1	Class. Gén. après épreuve 1	Results	Résultats	56

23-26 January 2020

Communiqué n°179

Omnium II	<i>Omnium II</i>	Tempo Race 10 km	<i>Course Tempo 10 km</i>	Start List	<i>Liste de départ</i>	57
Omnium II	<i>Omnium II</i>	Tempo Race 10 km	<i>Course Tempo 10 km</i>	Results	<i>Résultats</i>	58
Omnium	<i>Omnium</i>	Gen. Class. after event 2	<i>Class. Gén. après épreuve 2</i>	Results	<i>Résultats</i>	59
Omnium III	<i>Omnium III</i>	Elimination	<i>Elimination</i>	Start List	<i>Liste de départ</i>	60
Omnium III	<i>Omnium III</i>	Elimination	<i>Elimination</i>	Results	<i>Résultats</i>	61
Omnium	<i>Omnium</i>	Gen. Class. after event 3	<i>Class. Gén. après épreuve 3</i>	Results	<i>Résultats</i>	62
Omnium IV	<i>Omnium IV</i>	Points Race 25 km	<i>Course aux Points 25 km</i>	Start List	<i>Liste de départ</i>	63
Omnium	<i>Omnium</i>	Results Progression	<i>Progression des résultats</i>	Results	<i>Résultats</i>	64
Omnium	<i>Omnium</i>	Final Classification	<i>Classement final</i>	Results	<i>Résultats</i>	65
Omnium	<i>Omnium</i>	World Cup Standings	<i>Classement Coupe du Monde</i>	Standing	<i>Classement</i>	66
M - MADISON		H - MADISON				
Madison 50 km	<i>Madison 50 km</i>	Final	<i>Finale</i>	Start List	<i>Liste de départ</i>	67
Madison 50 km	<i>Madison 50 km</i>	Final	<i>Finale</i>	Results	<i>Résultats</i>	68
Madison	<i>Madison</i>	World Cup Standings	<i>Classement Coupe du Monde</i>	Standing	<i>Classement</i>	69
WOMEN		FEMMES				
W - TEAM SPRINT		F - VITESSE PAR EQUIPES				
Team Sprint	<i>Vitesse par équipes</i>	Qualifying	<i>Qualifications</i>	Start List	<i>Liste de départ</i>	94
Team Sprint	<i>Vitesse par équipes</i>	Qualifying	<i>Qualifications</i>	Results	<i>Résultats</i>	95
Team Sprint	<i>Vitesse par équipes</i>	1/2 Final	<i>1/2 Finale</i>	Start List	<i>Liste de départ</i>	96
Team Sprint	<i>Vitesse par équipes</i>	1/2 Final	<i>1/2 Finale</i>	Results	<i>Résultats</i>	97
Team Sprint	<i>Vitesse par équipes</i>	Finals 3-4 & 1-2	<i>Finales 3-4 & 1-2</i>	Start List	<i>Liste de départ</i>	98
Team Sprint	<i>Vitesse par équipes</i>	Finals 3-4 & 1-2	<i>Finales 3-4 & 1-2</i>	Results	<i>Résultats</i>	99
Team Sprint	<i>Vitesse par équipes</i>	World Cup Standings	<i>Classement Coupe du Monde</i>	Standing	<i>Classement</i>	100
W - SPRINT		F - VITESSE				
Sprint 200m t.t.	<i>Vitesse 200m c.l.m.</i>	Qualifying	<i>Qualifications</i>	Start List	<i>Liste de départ</i>	101
Sprint 200m t.t.	<i>Vitesse 200m c.l.m.</i>	Qualifying	<i>Qualifications</i>	Results	<i>Résultats</i>	102
Sprint	<i>Vitesse</i>	1/16 Final	<i>1/16 Finale</i>	Start List	<i>Liste de départ</i>	103
Sprint	<i>Vitesse</i>	1/16 Final	<i>1/16 Finale</i>	Results	<i>Résultats</i>	104
Sprint	<i>Vitesse</i>	1/8 Final	<i>1/8 Finale</i>	Start List	<i>Liste de départ</i>	105
Sprint	<i>Vitesse</i>	1/8 Final	<i>1/8 Finale</i>	Results	<i>Résultats</i>	106
Sprint	<i>Vitesse</i>	1/4 Final	<i>1/4 Finale</i>	Start List	<i>Liste de départ</i>	107
Sprint	<i>Vitesse</i>	1/4 Final	<i>1/4 Finale</i>	Results	<i>Résultats</i>	108
Sprint	<i>Vitesse</i>	1/2 Final	<i>1/2 Finale</i>	Start List	<i>Liste de départ</i>	109
Sprint	<i>Vitesse</i>	1/2 Final	<i>1/2 Finale</i>	Results	<i>Résultats</i>	110
Sprint	<i>Vitesse</i>	Finals 3-4 & 1-2	<i>Finales 3-4 & 1-2</i>	Start List	<i>Liste de départ</i>	111
Sprint	<i>Vitesse</i>	Finals 3-4 & 1-2	<i>Finales 3-4 & 1-2</i>	Results	<i>Résultats</i>	112
Sprint	<i>Vitesse</i>	Summary	<i>Résumé</i>	Results	<i>Résultats</i>	113
Sprint	<i>Vitesse</i>	World Cup Standings	<i>Classement Coupe du Monde</i>	Standing	<i>Classement</i>	114

23-26 January 2020

Communiqué n°179

W - KEIRIN	F - KEIRIN					
Keirin	Keirin	1st round	1er tour de compétition	Start List	Liste de départ	115
Keirin	Keirin	1st round	1er tour de compétition	Results	Résultats	116
Keirin	Keirin	Repechages	Repêchages	Start List	Liste de départ	117
Keirin	Keirin	Repechages	Repêchages	Results	Résultats	118
Keirin	Keirin	2nd round	2e tour de compétition	Start List	Liste de départ	119
Keirin	Keirin	2nd round	2e tour de compétition	Results	Résultats	120
Keirin	Keirin	Finals places 7-12 & 1-6	Finales places 7-12 & 1-6	Start List	Liste de départ	121
Keirin	Keirin	Finals places 7-12 & 1-6	Finales places 7-12 & 1-6	Results	Résultats	122
Keirin	Keirin	World Cup Standings	Classement Coupe du Monde	Standing	Classement	123
W - TEAM PURSUIT	F - POURSUITE PAR EQUIPES					
Team pursuit	Poursuite par équipes	Qualifying	Qualifications	Start List	Liste de départ	124
Team pursuit	Poursuite par équipes	Qualifying	Qualifications	Results	Résultats	125
Team pursuit	Poursuite par équipes	1/2 Final	1/2 Finale	Start List	Liste de départ	126
Team pursuit	Poursuite par équipes	1/2 Final	1/2 Finale	Results	Résultats	127
Team pursuit	Poursuite par équipes	Finals	Finales	Start List	Liste de départ	128
Team pursuit	Poursuite par équipes	Finals	Finales	Results	Résultats	129
Team pursuit	Poursuite par équipes	World Cup Standings	Classement Coupe du Monde	Standing	Classement	130
W - OMNIUM	F - OMNIUM					
Omnium I	Omnium I	Scratch 7.5 km	Scratch 7.5 km	Start List	Liste de départ	131
Omnium I	Omnium I	Scratch 7.5 km	Scratch 7.5 km	Results	Résultats	132
Omnium	Omnium	Gen. Class. after event 1	Class. Gén. après épreuve 1	Results	Résultats	133
Omnium II	Omnium II	Tempo Race 7.5 km	Course Tempo 7.5 km	Start List	Liste de départ	134
Omnium II	Omnium II	Tempo Race 7.5 km	Course Tempo 7.5 km	Results	Résultats	135
Omnium	Omnium	Gen. Class. after event 2	Class. Gén. après épreuve 2	Results	Résultats	136
Omnium III	Omnium III	Elimination	Elimination	Start List	Liste de départ	137
Omnium III	Omnium III	Elimination	Elimination	Results	Résultats	138
Omnium	Omnium	Gen. Class. after event 3	Class. Gén. après épreuve 3	Results	Résultats	139
Omnium IV	Omnium IV	Points Race 20 km	Course aux Points 20 km	Start List	Liste de départ	140
Omnium	Omnium	Results Progression	Progression des résultats	Results	Résultats	141
Omnium	Omnium	Final Classification	Classement final	Results	Résultats	142
Omnium	Omnium	World Cup Standings	Classement Coupe du Monde	Standing	Classement	143
W - MADISON	F - MADISON					
Madison 30 km	Madison 30 km	Final	Finale	Start List	Liste de départ	144
Madison 30 km	Madison 30 km	Final	Finale	Results	Résultats	145
Madison	Madison	World Cup Standings	Classement Coupe du Monde	Standing	Classement	146

23-26 January 2020

Communiqué no. 23

Men's Team Sprint / Vitesse par équipe hommes
World Cup Standings / Classement coupe du monde

As of SAT 25 JAN 2020

Event No 1	Minsk (BLR)	1-3 NOV 2019
Event No 2	Glasgow (GBR)	8-10 NOV 2019
Event No 3	Hong-Kong (HKG)	29 NOV-1 DEC 2019
Event No 4	Cambridge (NZL)	6-8 DEC 2019
Event No 5	Brisbane (AUS)	13-15 DEC 2019
Event No 6	Milton (CAN)	24-26 JAN 2020

Rank	Name	Team Code	Event No 1	Event No 2	Event No 3	Event No 4	Event No 5	Event No 6	Total Points
1	POLAND	POL	525,0	487,5	525,0	675,0	675,0	675,0	3562,5
2	RUSSIAN FEDERATION	RUS	450,0	525,0	375,0	487,5	525,0	487,5	2850,0
3	FRANCE	FRA	562,5	600,0	600,0			750,0	2512,5
4	JAPAN	JPN			487,5	750,0	750,0	412,5	2400,0
5	PEOPLE'S REPUBLIC OF CHINA	CHN	337,5	337,5	337,5	375,0	375,0	600,0	2362,5
6	NETHERLANDS	NED	750,0	750,0	750,0				2250,0
7	GREAT BRITAIN	GBR	675,0	675,0			562,5		1912,5
8	NEW ZEALAND	NZL			562,5	600,0	600,0		1762,5
9	GERMANY	GER	412,5		675,0			562,5	1650,0
10	TRINIDAD AND TOBAGO	TTO			412,5	562,5	487,5		1462,5
11	TEAM ERDGAS.2012	ERD	487,5	450,0	450,0				1387,5
12	SPAIN	ESP	307,5	307,5	307,5			450,0	1372,5
13	AUSTRALIA	AUS		412,5		412,5	412,5		1237,5
14	BEAT CYCLING CLUB	BCC	600,0	562,5					1162,5
15	GAZPROM - RUSVELO	RVL				450,0	450,0		900,0
16	KAZAKHSTAN	KAZ	217,5		262,5	337,5			817,5
17	BELARUS	BLR	240,0					525,0	765,0
18	MARATHON - TULA CYCLING TEAM	MCT	285,0	285,0	195,0				765,0
19	CZECH REPUBLIC	CZE	375,0	375,0					750,0
20	CORIMA YULONG CYCLING TEAM	CYT			285,0		337,5		622,5
21	THAILAND	THA			240,0		307,5		547,5
22	SOUTHERN SPARS TRACK TEAM	SSP				525,0			525,0
23	INDIA	IND			217,5	307,5			525,0
24	TRACK - TEAM - BRANDENBURG	TTB	262,5	262,5					525,0
25	UKRAINE	UKR	195,0						195,0

23-26 January 2020

Communiqué no. 22

Men's Team Sprint / Vitesse par équipe hommes

Final Classification / Classement final

World Record	41.871 GER - Germany	Aguascalientes (MEX)	5 DEC 2013
---------------------	----------------------	----------------------	------------

Rank	Team / Name	Lap 1	Lap 2 Lap 1-2	Time Lap 2-3	Average Speed km/h
Final for Gold					
GOLD	1 FRA - France	17.844	30.750	43.921	61,474
	110 CALEYRON Quentin		12.906	13.171	
	113 GRENGBO Florian				
	115 LAFARGUE Quentin				
SILVER	2 POL - Poland	17.916	30.594	45.458	59,395
	169 BIELECKI Maciej		12.678	14.864	
	170 MAKSEL Krzysztof				
	172 RUDYK Mateusz				
	173 SARNECKI Rafal				(R)
Final for Bronze					
BRONZE	3 CHN - China	17.711	30.932	44.209	61,074
	90 GUO Shuai		13.221	13.277	
	91 LUO Yongjia				
	93 ZHANG Miao				
	4 GER - Germany	17.832	31.191	44.552	60,603
	122 BICHLER Timo		13.359	13.361	
	123 EILERS Joachim				
	124 HINZE Carl				
Placed after First Round					
	5 BLR - Belarus				
	74 HLOVA Aliaksandr				
	75 NOVIK Uladzislau				
	78 ZAITSAU Artsiom				
	6 RUS - Russian Federation				
	182 GLADYSHEV Ivan				
	184 SHARAPOV Alexander				
	185 SHURSHIN Nikita				
	7 ESP - Spain				
	104 JIMENEZ ELIZONDO Ekain				
	105 MORENO SANCHEZ Jose				
	107 PERALTA Juan				
	8 JPN - Japan				REL
	152 AMAGAI Kazuki				
	153 MATSUI Koyu				
	154 OBARA Yuta				

23-26 January 2020

Communiqué no. 22

Men's Team Sprint / Vitesse par équipe hommes

Final Classification / Classement final

Rank	Team / Name	Lap 1	Lap 2 Lap 1-2	Time Lap 2-3	Average Speed km/h
------	-------------	-------	------------------	-----------------	--------------------------

Communiqué approved by the Secretary of the Commissaires Panel:

Note:
Riders are presented in their starting order.

LEGEND
R Replaced **REL** Relegated

23-26 January 2020

Men's Team Sprint / Vitesse par équipe hommes
Finals / Finales
Race Analysis / Analyse de la course

GOLD

Distance	POL - Poland			Lap	Distance	FRA - France		
	Time	Rank	Lap Time			Time	Rank	Lap Time
125m	10.916	1			125m	10.928	2	
250m	17.916	2	17.916	1	250m	17.844	1	17.844
375m	24.262	2			375m	24.237	1	
500m	30.594	1	12.678	2	500m	30.750	2	12.906
625m	38.443	2			625m	37.246	1	
750m	45.458	2	14.864	3	750m	43.921	1	13.171

BRONZE

Distance	CHN - China			Lap	Distance	GER - Germany		
	Time	Rank	Lap Time			Time	Rank	Lap Time
125m	10.890	1			125m	10.948	2	
250m	17.711	1	17.711	1	250m	17.832	2	17.832
375m	24.315	1			375m	24.493	2	
500m	30.932	1	13.221	2	500m	31.191	2	13.359
625m	37.512	1			625m	37.774	2	
750m	44.209	3	13.277	3	750m	44.552	4	13.361

Communiqué approved by the Secretary of the Commissaires Panel:

23-26 January 2020

Communiqué no. 21

**Men's Team Sprint / Vitesse par équipe hommes
 Finals / Finales
 Start List / Liste de départ**

Fri 24 Jan 2020 - Race distance: 3 laps

World Record	41.871 GER - Germany	Aguascalientes (MEX)	5 DEC 2013
---------------------	----------------------	----------------------	------------

Heat	Race Number	Team / Name	Time
FOR BRONZE		CHN - China	_____
	90	GUO Shuai	
	91	LUO Yongjia	
	93	ZHANG Miao	
		GER - Germany	_____
	122	BICHLER Timo	
	124	HINZE Carl	
	123	EILERS Joachim	
FOR GOLD		POL - Poland	_____
	169	BIELECKI Maciej	
	172	RUDYK Mateusz	
	170	MAKSEL Krzysztof	
		FRA - France	_____
	113	GRENGBO Florian	
	110	CALEYRON Quentin	
	115	LAFARGUE Quentin	

Communiqué approved by the Secretary of the Commissaires Panel:

.....

Note:
 The composition of the teams may be subject to change up to 30 minutes before the start of the race. Sorted in the order given by the team.

23-26 January 2020

Communiqué no. 20

Men's Team Sprint / Vitesse par équipe hommes
First Round / Premier tour
Results / Résultats

Fri 24 Jan 2020 - Race distance: 3 laps

World Record	41.871 GER - Germany	Aguascalientes (MEX)	5 DEC 2013
---------------------	----------------------	----------------------	------------

Heat	Rank	Team / Name	Lap 1	Lap 2 Lap 1-2	Time Lap 2-3	Average Speed km/h	
1	1	CHN - China	17.888	31.125 13.237	44.518 13.393	60,650	QB
		90 GUO Shuai					
		91 LUO Yongjia					
	2	RUS - Russian Federation	18.009	31.176 13.167	44.702 13.526	60,400	
		182 GLADYSHEV Ivan					
		184 SHARAPOV Alexander					
2	1	GER - Germany	17.873	31.280 13.407	44.535 13.255	60,626	QB
		122 BICHLER Timo					
		123 EILERS Joachim					
	2	JPN - Japan					REL
		152 AMAGAI Kazuki					
		153 MATSUI Koyu					
3	1	POL - Poland	17.903	30.937 13.034	43.860 12.923	61,560	QG
		169 BIELECKI Maciej					
		170 MAKSEL Krzysztof					
	2	BLR - Belarus	17.761	31.016 13.255	44.463 13.447	60,725	
		74 HLOVA Aliaksandr					
		75 NOVIK Uladzislau					
4	1	FRA - France	17.851	30.882 13.031	43.872 12.990	61,543	QG
		110 CALEYRON Quentin					
		113 GRENGBO Florian					
	2	ESP - Spain	18.379	31.483 13.104	45.271 13.788	59,641	
		104 JIMENEZ ELIZONDO Ekain					
		105 MORENO SANCHEZ Jose					
		107 PERALTA Juan					

Progression rule:

The fastest two winning teams race for the gold and silver medals, and the other two winning teams race for the bronze medal. Losers are classified from 5th to 8th place by their times in the First Round.

23-26 January 2020

Communiqué no. 20

**Men's Team Sprint / Vitesse par équipe hommes
First Round / Premier tour
Results / Résultats**

Fri 24 Jan 2020 - Race distance: 3 laps

Heat	Rank	Team / Name	Lap 1	Lap 2 Lap 1-2	Time Lap 2-3	Average Speed km/h
------	------	-------------	-------	------------------	-----------------	--------------------------

Communiqué approved by the Secretary of the Commissaires Panel:

Note:
Riders are presented in their starting order.

LEGEND
QB Qualified for Bronze **QG** Qualified for Gold **R** Replaced **REL** Relegated

23-26 January 2020

Men's Team Sprint / Vitesse par équipe hommes
First Round / Premier tour
Race Analysis / Analyse de la course

Heat 1

Distance	CHN - China			Lap	Distance	RUS - Russian Federation		
	Time	Rank	Lap Time			Time	Rank	Lap Time
125m	10.983	1			125m	11.147	2	
250m	17.888	1	17.888	1	250m	18.009	2	18.009
375m	24.414	1			375m	24.590	2	
500m	31.125	1	13.237	2	500m	31.176	2	13.167
625m	37.778	1			625m	37.853	2	
750m	44.518	1	13.393	3	750m	44.702	2	13.526

Heat 2

Distance	GER - Germany			Lap	Distance	JPN - Japan		
	Time	Rank	Lap Time			Time	Rank	Lap Time
125m	10.895	1			125m	REL		
250m	17.873	1	17.873	1	250m			
375m	24.479	1			375m			
500m	31.280	1	13.407	2	500m			
625m	37.816	1			625m			
750m	44.535	1	13.255	3	750m			

Heat 3

Distance	POL - Poland			Lap	Distance	BLR - Belarus		
	Time	Rank	Lap Time			Time	Rank	Lap Time
125m	10.941	2			125m	10.833	1	
250m	17.903	2	17.903	1	250m	17.761	1	17.761
375m	24.422	2			375m	24.336	1	
500m	30.937	1	13.034	2	500m	31.016	2	13.255
625m	37.396	1			625m	37.624	2	
750m	43.860	1	12.923	3	750m	44.463	2	13.447

Heat 4

Distance	FRA - France			Lap	Distance	ESP - Spain		
	Time	Rank	Lap Time			Time	Rank	Lap Time
125m	10.955	1			125m	11.425	2	
250m	17.851	1	17.851	1	250m	18.379	2	18.379
375m	24.406	1			375m	24.945	2	
500m	30.882	1	13.031	2	500m	31.483	2	13.104
625m	37.292	1			625m	38.250	2	
750m	43.872	1	12.990	3	750m	45.271	2	13.788

Communiqué approved by the Secretary of the Commissaires Panel:

LEGEND

REL Relegated

23-26 January 2020

Communiqué no. 19 Rectificatif 1

Men's Team Sprint / Vitesse par équipe hommes
First Round / Premier tour
Start List / Liste de départ

Fri 24 Jan 2020 - Race distance: 3 laps

World Record	41.871 GER - Germany	Aguascalientes (MEX)	5 DEC 2013
---------------------	----------------------	----------------------	------------

Heat	Race Number	Team / Name	Time
1		CHN - China	_____
	90	GUO Shuai	
	91	LUO Yongjia	
	93	ZHANG Miao	
		RUS - Russian Federation	_____
	182	GLADYSHEV Ivan	
2		GER - Germany	_____
	122	BICHLER Timo	
	124	HINZE Carl	
	123	EILERS Joachim	
		JPN - Japan	_____
	152	AMAGAI Kazuki	
3		POL - Poland	_____
	169	BIELECKI Maciej	
	170	MAKSEL Krzysztof	
	172	RUDYK Mateusz	
		BLR - Belarus	_____
	74	HLOVA Aliaksandr	
78	ZAITSAU Artsiom		
75	NOVIK Uladzislau		

23-26 January 2020

Communiqué no. 19 Rectificatif 1

**Men's Team Sprint / Vitesse par équipe hommes
First Round / Premier tour
Start List / Liste de départ**

Fri 24 Jan 2020 - Race distance: 3 laps

Heat	Race Number	Team / Name	Time
4		FRA - France	_____
	113	GRENGBO Florian	
	110	CALEYRON Quentin	
	115	LAFARGUE Quentin	
		ESP - Spain	_____
	107	PERALTA Juan	
	105	MORENO SANCHEZ Jose	
	104	JIMENEZ ELIZONDO Ekain	

Progression rule:

The fastest two winning teams race for the gold and silver medals, and the other two winning teams race for the bronze medal. Losers are classified from 5th to 8th place by their times in the First Round.

Communiqué approved by the Secretary of the Commissaires Panel:

.....

Note:

The composition of the teams may be subject to change up to 30 minutes before the start of the race. Sorted in the order given by the team.

23-26 January 2020

Communiqué no. 18

Men's Team Sprint / Vitesse par équipe hommes
Qualifying / Qualifications
Results / Résultats

Fri 24 Jan 2020 - Race distance: 3 laps

World Record	41.871 GER - Germany	Aguascalientes (MEX)	5 DEC 2013
---------------------	----------------------	----------------------	------------

Rank	Team / Name	Lap 1	Lap 2 Lap 1-2	Time Lap 2-3	Average Speed km/h
1	FRA - France	18.056 (7)	31.080 (2)	44.270 (1)	60,989
	113 GRENGBO Florian		13.024 (1)	13.190 (2)	
	110 CALEYRON Quentin				
	115 LAFARGUE Quentin				
2	POL - Poland	17.905 (6)	31.231 (6)	44.318 (2)	60,923
	169 BIELECKI Maciej		13.326 (4)	13.087 (1)	
	173 SARNECKI Rafal				
	172 RUDYK Mateusz				
3	GER - Germany	17.840 (4)	31.210 (4)	44.490 (3)	60,688
	122 BICHLER Timo		13.370 (6)	13.280 (3)	
	124 HINZE Carl				
	123 EILERS Joachim				
4	CHN - China	17.760 (1)	31.093 (3)	44.576 (4)	60,571
	90 GUO Shuai		13.333 (5)	13.483 (4)	
	91 LUO Yongjia				
	93 ZHANG Miao				
5	RUS - Russian Federation	18.092 (8)	31.217 (5)	44.724 (5)	60,370
	182 GLADYSHEV Ivan		13.125 (2)	13.507 (5)	
	184 SHARAPOV Alexander				
	185 SHURSHIN Nikita				
6	JPN - Japan	17.833 (3)	30.963 (1)	44.810 (6)	60,254
	152 AMAGAI Kazuki		13.130 (3)	13.847 (7)	
	154 OBARA Yuta				
	153 MATSUI Koyu				
7	BLR - Belarus	17.760 (1)	31.311 (8)	44.914 (7)	60,115
	74 HLOVA Aliaksandr		13.551 (8)	13.603 (6)	
	78 ZAITSAU Artsiom				
	75 NOVIK Uladzislau				
8	ESP - Spain	17.883 (5)	31.262 (7)	45.371 (8)	59,509
	105 MORENO SANCHEZ Jose		13.379 (7)	14.109 (8)	
	107 PERALTA Juan				
	104 JIMENEZ ELIZONDO Ekain				

Progression rule:

Fastest 8 teams qualify for the first round.

Communiqué approved by the Secretary of the Commissaires Panel:

Note:

Riders are presented in their starting order.

23-26 January 2020

Men's Team Sprint / Vitesse par équipe hommes
Qualifying / Qualifications
Race Analysis / Analyse de la course

Heat 1				Heat 2				
Distance	BLR - Belarus		Lap Time	Lap	Distance	ESP - Spain		Lap Time
	Time	Rank				Time	Rank	
125m	10.842	1			125m	11.054	6	
250m	17.760	1	17.760	1	250m	17.883	5	17.883
375m	24.549	5			375m	24.565	6	
500m	31.311	8	13.551	2	500m	31.262	7	13.379
625m	37.990	7			625m	38.125	8	
750m	44.914	7	13.603	3	750m	45.371	8	14.109

Heat 3				Heat 4				
Distance	CHN - China		Lap Time	Lap	Distance	JPN - Japan		Lap Time
	Time	Rank				Time	Rank	
125m	10.921	4			125m	10.954	5	
250m	17.760	1	17.760	1	250m	17.833	3	17.833
375m	24.425	1			375m	24.484	2	
500m	31.093	3	13.333	2	500m	30.963	1	13.130
625m	37.790	5			625m	37.681	2	
750m	44.576	4	13.483	3	750m	44.810	6	13.847

Heat 5				Heat 6				
Distance	GER - Germany		Lap Time	Lap	Distance	FRA - France		Lap Time
	Time	Rank				Time	Rank	
125m	10.894	2			125m	11.059	7	
250m	17.840	4	17.840	1	250m	18.056	7	18.056
375m	24.488	3			375m	24.586	7	
500m	31.210	4	13.370	2	500m	31.080	2	13.024
625m	37.781	3			625m	37.603	1	
750m	44.490	3	13.280	3	750m	44.270	1	13.190

Heat 7				Heat 8				
Distance	RUS - Russian Federation		Lap Time	Lap	Distance	POL - Poland		Lap Time
	Time	Rank				Time	Rank	
125m	11.187	8			125m	10.918	3	
250m	18.092	8	18.092	1	250m	17.905	6	17.905
375m	24.628	8			375m	24.527	4	
500m	31.217	5	13.125	2	500m	31.231	6	13.326
625m	37.868	6			625m	37.789	4	
750m	44.724	5	13.507	3	750m	44.318	2	13.087

Communiqué approved by the Secretary of the Commissaires Panel:

23-26 January 2020
**Men's Team Sprint / Vitesse par équipe hommes
Qualifying / Qualifications
Start List / Liste de départ**
Fri 24 Jan 2020 - Race distance: 3 laps

World Record	41.871 GER - Germany	Aguascalientes (MEX)	5 DEC 2013
---------------------	----------------------	----------------------	------------

Heat	Race Number	Team / Name	Time
1		BLR - Belarus	_____
	74	HLOVA Aliaksandr	
	78	ZAITSAU Artsiom	
	75	NOVIK Uladzislau	
2		ESP - Spain	_____
	105	MORENO SANCHEZ Jose	
	107	PERALTA Juan	
	104	JIMENEZ ELIZONDO Ekain	
3		CHN - China	_____
	90	GUO Shuai	
	91	LUO Yongjia	
	93	ZHANG Miao	
4		JPN - Japan	_____
	152	AMAGAI Kazuki	
	154	OBARA Yuta	
	153	MATSUI Koyu	
5		GER - Germany	_____
	122	BICHLER Timo	
	124	HINZE Carl	
	123	EILERS Joachim	
6		FRA - France	_____
	113	GRENGBO Florian	
	110	CALEYRON Quentin	
	115	LAFARGUE Quentin	
7		RUS - Russian Federation	_____
	182	GLADYSHEV Ivan	
	184	SHARAPOV Alexander	
	185	SHURSHIN Nikita	

23-26 January 2020

Men's Team Sprint / Vitesse par équipe hommes
Qualifying / Qualifications
Start List / Liste de départ

Fri 24 Jan 2020 - Race distance: 3 laps

Heat	Race Number	Team / Name	Time
8		POL - Poland	
	169	BIELECKI Maciej	
	173	SARNECKI Rafal	
	172	RUDYK Mateusz	

Progression rule:

Fastest 8 teams qualify for the first round.

Communiqué approved by the Secretary of the Commissaires Panel:

.....

Note:

The composition of the teams may be subject to change up to 30 minutes before the start of the race. Sorted in the order given by the team.

23-26 January 2020

Communiqué no. 37

Men's Sprint / Vitesse hommes

World Cup Standings / Classement coupe du monde

As of SUN 26 JAN 2020

Event No 1	Minsk (BLR)	1-3 NOV 2019
Event No 2	Glasgow (GBR)	8-10 NOV 2019
Event No 3	Hong-Kong (HKG)	29 NOV-1 DEC 2019
Event No 4	Cambridge (NZL)	6-8 DEC 2019
Event No 5	Brisbane (AUS)	13-15 DEC 2019
Event No 6	Milton (CAN)	24-26 JAN 2020

Rank	Name	Team Code	Event No 1	Event No 2	Event No 3	Event No 4	Event No 5	Event No 6	Total Points
1	RUDYK Mateusz	POL	350,0	375,0	375,0	500,0	500,0	500,0	2600,0
2	LAVREYSEN Harrie	NED	500,0	500,0	500,0				1500,0
3	HOOGLAND Jeffrey	NED	450,0	450,0	450,0				1350,0
4	TJON EN FA Jair	SUR		275,0	325,0	250,0	375,0	120,0	1345,0
5	FUKAYA Tomohiro	JPN		400,0	400,0	450,0			1250,0
6	SZALONTAY Sandor	HUN	100,0	110,0	145,0	350,0	250,0	205,0	1160,0
7	LENDEL Vasilijus	LTU	250,0	325,0	160,0			300,0	1035,0
8	PERALTA GASCON Juan	ESP	175,0	175,0	120,0	160,0	160,0	190,0	980,0
9	YAKUSHEVSKIY Pavel	RUS	205,0	190,0		225,0	275,0		895,0
10	PAUL Nicholas	TTO			250,0	275,0	225,0	100,0	850,0
11	BUCHLI Matthijs	BCC	400,0	225,0	205,0				830,0
12	KENNY Jason	GBR	275,0	300,0	225,0				800,0
13	WEBSTER Sam	NZL				325,0	450,0		775,0
14	NITTA Yudai	JPN			350,0	400,0			750,0
15	DMITRIEV Denis	RUS	325,0	350,0					675,0
16	BOTTICHER Stefan	GER	225,0	250,0	190,0				665,0
17	KELEMEN Pavel	CZE	160,0	160,0	80,0	70,0	110,0	70,0	650,0
18	CECHMAN Martin	CZE	120,0	80,0	1,0	120,0	190,0	90,0	601,0
19	GLAETZER Matthew	AUS				190,0	400,0		590,0
20	HART Nathan	AUS				375,0	205,0		580,0
21	LAW Tsz Chun	HKG	70,0	1,0	70,0		60,0	375,0	576,0
22	QUINTERO CHAVARRO Kevin Santiago	COL	110,0	60,0		175,0	80,0	145,0	570,0
23	CALEYRON Quentin	FRA		100,0				450,0	550,0
24	MITCHELL Ethan	NZL				205,0	300,0		505,0
25	HELAL Rayan	FRA				80,0		400,0	480,0
26	AWANG Mohd Azizulhasni	MAS			175,0	300,0			475,0
27	SAHROM Muhammad Shah Firdaus	SDF	130,0	130,0		110,0	100,0		470,0
28	KAWABATA Tomoyuki	JPC			275,0		175,0		450,0
29	CARLIN Jack	GBR	300,0				145,0		445,0
30	ZHOU Yu	CHN	80,0	1,0	1,0	60,0	120,0	175,0	437,0
31	BARRETTE Hugo	CAN			100,0	130,0	90,0	110,0	430,0
32	VIGIER Sebastien	FRA	375,0						375,0
33	OBARA Yuta	JPN	145,0	1,0				225,0	371,0
34	BRISTER James	AUS						350,0	350,0
35	TRUMAN Joseph	GBR					350,0		350,0
36	LANDERNEAU Melvin	FRA	190,0	145,0					335,0
37	WAKIMOTO Yuta	BGT				1,0	325,0		326,0
38	XU Chao	CHN						325,0	325,0
39	MORENO SANCHEZ Jose	ESP	90,0	1,0	60,0	1,0	1,0	160,0	313,0

23-26 January 2020

Communiqué no. 37

Men's Sprint / Vitesse hommes

World Cup Standings / Classement coupe du monde

As of SUN 26 JAN 2020

Rank	Name	Team Code	Event No 1	Event No 2	Event No 3	Event No 4	Event No 5	Event No 6	Total Points
40	BAUGE Gregory	FRA			300,0				300,0
41	AMAGAI Kazuki	JPN						275,0	275,0
42	WAMMES Nick	PTM			1,0			250,0	251,0
43	LEVY Maximilian	ERD		120,0	130,0				250,0
44	RAMIREZ MORALES Santiago	COL	1,0	1,0		100,0	70,0	50,0	222,0
45	HSIEH Nien Hsing	TPE		50,0	110,0	50,0			210,0
46	RICHARDSON Matthew	AUS		205,0					205,0
47	SHARAPOV Alexander	RUS				145,0		60,0	205,0
48	CHUGAY Andrey	KAZ	60,0		1,0	1,0	130,0	1,0	193,0
49	ARCHAMBAULT Joel	PTM				90,0	50,0		140,0
50	ALEXANDER Quincy	TTO						130,0	130,0
51	DORNBACH Maximilian	ERD	50,0	1,0	50,0				101,0
52	MELLEN James	USA			90,0			1,0	91,0
53	OWENS Ryan	GBR		90,0					90,0
54	SHURSHIN Nikita	RUS					1,0	80,0	81,0
55	CLARKE Thomas	AUS		70,0					70,0
56	VORZHEV Pavel	KAZ		1,0	1,0	1,0		1,0	4,0
57	KANG Shih Feng	TPE			1,0	1,0	1,0	1,0	4,0
58	GUO Shuai	CHN	1,0	1,0		1,0			3,0
59	SPIES Jean	RSA		1,0	1,0	1,0			3,0
60	ROSTOV Pavel	MCT	1,0		1,0				2,0
61	CANELON VERA Hersony	VEN			1,0		1,0		2,0
62	ZHANG Cheng	CYT			1,0		1,0		2,0
63	MOHD ZONIS Muhammad Fadhil	MAS	1,0	1,0					2,0
64	SZABO Norbert	ROU			1,0	1,0			2,0
65	BIANCHI Matteo	ITA			1,0			1,0	2,0
66	JAGER Julien	GER						1,0	1,0
67	HINZE Carl	GER						1,0	1,0
68	D'ALMEIDA Michael	FRA			1,0				1,0
69	SAUNDERS Callum	NZL			1,0				1,0
70	ZAITSAU Artsiom	MCC	1,0						1,0
71	PONOMARYOV Sergey	KAZ					1,0		1,0
72	NALYOTOV Maxim	KAZ	1,0						1,0
73	BRAMBLE Keron	TTO			1,0				1,0
74	DUBCHENKO Aleksander	MCT		1,0					1,0
75	NESTEROV Dmitry	RUS			1,0				1,0
76	TKACHEV Aleksei	RUS			1,0				1,0

23-26 January 2020

Communiqué no. 35

Men's Sprint / Vitesse hommes

Final Classification / Classement final

Rank	Race Number	Name	Team Code	1st Race	2nd Race	Decider
Final For Gold						
				200m Time:	10.388	10.290
				Average Speed km/h:	69,311	69,971
GOLD	1	172 RUDYK Mateusz	POL	Winner	Winner	
SILVER	2	110 CALEYRON Quentin	FRA	+0.081	+0.123	
Final For Bronze						
				200m Time:	10.581	10.343
				Average Speed km/h:	68,046	69,612
BRONZE	3	114 HELAL Rayan	FRA	Winner	Winner	
	4	132 LAW Tsz Chun	HKG	+0.038	+0.890	
Did not qualify for Semifinals						
	5	67 BRISTER James	AUS			
	6	92 XU Chao	CHN			
	7	162 LENDEL Vasilijus	LTU			
	8	152 AMAGAI Kazuki	JPN			
Did not qualify for Quarterfinals						
	9	178 WAMMES Nick	PTM			
	10	154 OBARA Yuta	JPN			
	11	134 SZALONTAY Sandor	HUN			
	12	107 PERALTA Juan	ESP			
	13	94 ZHOU Yu	CHN			
	14	105 MORENO SANCHEZ Jose	ESP			
	15	96 QUINTERO CHAVARRO Kevin Santiago	COL			
	16	193 ALEXANDER Quincy	TTO			
Did not qualify for 1/8 Finals						
	17	189 TJON EN FA Jair	SUR			
	18	79 BARRETTE Hugo	CAN			
	19	195 PAUL Nicholas	TTO			
	20	100 CECHMAN Martin	CZE			
	21	185 SHURSHIN Nikita	RUS			
	22	101 KELEMEN Pavel	CZE			
	23	184 SHARAPOV Alexander	RUS			
	24	97 RAMIREZ MORALES Santiago	COL			
	25	125 JAGER Julien	GER			
	26	124 HINZE Carl	GER			
	27	202 MELLEN James	USA			
	28	155 CHUGAY Andrey	KAZ			
Did not qualify for 1/16 Finals						
	29	156 VORZHEV Pavel	KAZ			
	30	143 BIANCHI Matteo	ITA			
	31	191 KANG Shih Feng	TPE			

23-26 January 2020

Communiqué no. 35

Men's Sprint / Vitesse hommes

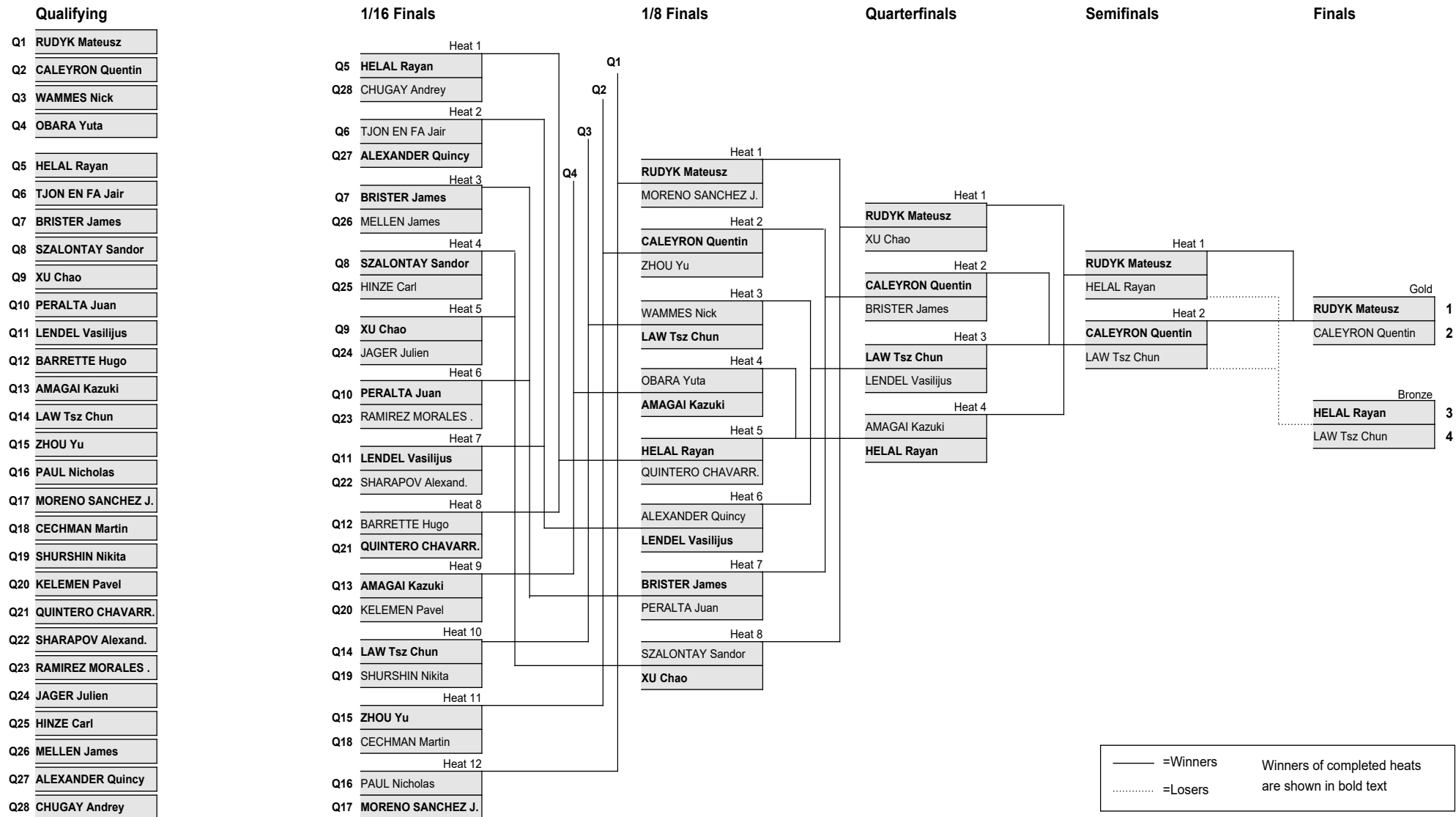
Final Classification / Classement final

Rank	Race Number	Name	Team Code	1st Race	2nd Race	Decider
------	-------------	------	-----------	----------	----------	---------

Communiqué approved by the Secretary of the Commissaires Panel:

Men's Sprint / Vitesse hommes

Results Bracket / Tableau de progression



23-26 January 2020

Communiqué no. 34

Men's Sprint / Vitesse hommes
Finals / Finales
Start List / Liste de départ

Sun 26 Jan 2020 - Race distance: 3 laps

Race Number	Name	Team Code	1st Race	2nd Race	Decider
<i>For Bronze</i>					
		200m Time:			
		Average Speed km/h:			
114	HELAL Rayan	FRA			
132	LAW Tsz Chun	HKG			
<i>For Gold</i>					
		200m Time:			
		Average Speed km/h:			
172	RUDYK Mateusz	POL			
110	CALEYRON Quentin	FRA			

Communiqué approved by the Secretary of the Commissaires Panel:

.....

23-26 January 2020

Communiqué no. 33

Men's Sprint / Vitesse hommes
Semifinals / Demi-finales
Results / Résultats

Sun 26 Jan 2020 - Race distance: 3 laps

Rank	Race Number	Name	Team Code	1st Race	2nd Race	Decider
			200m Time:	10.219	10.312	10.206
			Average Speed km/h:	70,457	69,822	70,547
Heat 1						
1	172	RUDYK Mateusz	POL	+0.020	Winner	Winner
2	114	HELAL Rayan	FRA	Winner	REL	+0.015
			200m Time:	10.185	10.293	10.308
			Average Speed km/h:	70,692	69,950	69,849
Heat 2						
1	110	CALEYRON Quentin	FRA	Winner	+0.027	Winner
2	132	LAW Tsz Chun	HKG	+0.882	Winner	+2.567

Progression rule:

The winners race for the gold and silver medals. The losers race for the bronze medal.

No 114 HELAL Rayan (FRA)

Relegation for entering the sprinter's lane when the opponent was already there

Déclassement pour être entré dans le couloir des sprinters alors que son adversaire s'y trouvait déjà

Communiqué approved by the Secretary of the Commissaires Panel:

LEGEND

REL Relegated

23-26 January 2020

Communiqué no. 32

Men's Sprint / Vitesse hommes
Semifinals / Demi-finales
Start List / Liste de départ

Sun 26 Jan 2020 - Race distance: 3 laps

Race Number	Name	Team Code	1st Race	2nd Race	Decider
Heat 1					
		200m Time:			
		Average Speed km/h:			
172	RUDYK Mateusz	POL			
114	HELAL Rayan	FRA			
Heat 2					
		200m Time:			
		Average Speed km/h:			
110	CALEYRON Quentin	FRA			
132	LAW Tsz Chun	HKG			

Progression rule:

The winners race for the gold and silver medals. The losers race for the bronze medal.

Communiqué approved by the Secretary of the Commissaires Panel:

.....

23-26 January 2020

Communiqué no. 31

Men's Sprint / Vitesse hommes
Quarterfinals / Quart de finales
Results / Résultats

Sun 26 Jan 2020 - Race distance: 3 laps

Rank	Race Number	Name	Team Code	1st Race	2nd Race	Decider
			200m Time:	10.335	10.797	
			Average Speed km/h:	69,666	66,685	
Heat 1						
1	172	RUDYK Mateusz	POL	Winner	Winner	
2	92	XU Chao	CHN	+0.113	+2.699	
			200m Time:	10.297	10.038	
			Average Speed km/h:	69,923	71,727	
Heat 2						
1	110	CALEYRON Quentin	FRA	Winner	Winner	
2	67	BRISTER James	AUS	+0.062	+1.598	
			200m Time:	10.464	10.641	
			Average Speed km/h:	68,807	67,663	
Heat 3						
1	132	LAW Tsz Chun	HKG	Winner	Winner	
2	162	LENDEL Vasilijus	LTU	+0.080	+0.049	
			200m Time:	10.250	10.325	10.496
			Average Speed km/h:	70,244	69,734	68,598
Heat 4						
1	114	HELAL Rayan	FRA	+0.571	Winner	Winner
2	152	AMAGAI Kazuki	JPN	Winner	+0.441	+0.102

Progression rule:

The winner of each heat qualifies to the Semifinals.

Communiqué approved by the Secretary of the Commissaires Panel:

23-26 January 2020

Communiqué no. 30

Men's Sprint / Vitesse hommes
Quarterfinals / Quart de finales
Start List / Liste de départ

Sun 26 Jan 2020 - Race distance: 3 laps

Race Number	Name	Team Code	1st Race	2nd Race	Decider
200m Time: Average Speed km/h:					
Heat 1	172	RUDYK Mateusz	POL		
	92	XU Chao	CHN		
200m Time: Average Speed km/h:					
Heat 2	110	CALEYRON Quentin	FRA		
	67	BRISTER James	AUS		
200m Time: Average Speed km/h:					
Heat 3	132	LAW Tsz Chun	HKG		
	162	LENDEL Vasilijus	LTU		
200m Time: Average Speed km/h:					
Heat 4	152	AMAGAI Kazuki	JPN		
	114	HELAL Rayan	FRA		

Progression rule:

The winner of each heat qualifies to the Semifinals.

Communiqué approved by the Secretary of the Commissaires Panel:

.....

23-26 January 2020

Communiqué no. 29

Men's Sprint / Vitesse hommes
1/8 Finals / 1/8 de finale
Results / Résultats

Sun 26 Jan 2020 - Race distance: 3 laps

Rank	Race Number	Name	Team Code	
			200m Time:	9.967
			Average Speed km/h:	72,238
Heat 1				
1	172	RUDYK Mateusz	POL	Winner
2	105	MORENO SANCHEZ Jose	ESP	+0.668
			200m Time:	10.257
			Average Speed km/h:	70,196
Heat 2				
1	110	CALEYRON Quentin	FRA	Winner
2	94	ZHOU Yu	CHN	+0.447
			200m Time:	10.392
			Average Speed km/h:	69,284
Heat 3				
1	132	LAW Tsz Chun	HKG	Winner
2	178	WAMMES Nick	PTM	+0.045
			200m Time:	10.437
			Average Speed km/h:	68,985
Heat 4				
1	152	AMAGAI Kazuki	JPN	Winner
2	154	OBARA Yuta	JPN	+0.017
			200m Time:	10.230
			Average Speed km/h:	70,381
Heat 5				
1	114	HELAL Rayan	FRA	Winner
2	96	QUINTERO CHAVARRO Kevin Santiago	COL	+0.038
			200m Time:	10.409
			Average Speed km/h:	69,171
Heat 6				
1	162	LENDEL Vasilijus	LTU	Winner
2	193	ALEXANDER Quincy	TTO	+0.144
			200m Time:	10.036
			Average Speed km/h:	71,742
Heat 7				
1	67	BRISTER James	AUS	Winner
2	107	PERALTA Juan	ESP	+0.054
			200m Time:	10.327
			Average Speed km/h:	69,720
Heat 8				
1	92	XU Chao	CHN	Winner
2	134	SZALONTAY Sandor	HUN	+0.030

Progression rule:

The winner of each heat qualifies to the Quarterfinals.

23-26 January 2020

Communiqué no. 29

**Men's Sprint / Vitesse hommes
1/8 Finals / 1/8 de finale
Results / Résultats**

Sun 26 Jan 2020 - Race distance: 3 laps

Rank	Race Number	Name	Team Code
------	----------------	------	--------------

Communiqué approved by the Secretary of the Commissaires Panel:
.....**Note:**

The average speed is taken over the last 200m.

23-26 January 2020

Communiqué no. 28

Men's Sprint / Vitesse hommes
1/8 Finals / 1/8 de finale
Start List / Liste de départ

Sun 26 Jan 2020 - Race distance: 3 laps

Race Number	Name	Team Code
Heat 1		
		200m Time:
		Average Speed km/h:
172	RUDYK Mateusz	POL
105	MORENO SANCHEZ Jose	ESP
Heat 2		
		200m Time:
		Average Speed km/h:
110	CALEYRON Quentin	FRA
94	ZHOU Yu	CHN
Heat 3		
		200m Time:
		Average Speed km/h:
178	WAMMES Nick	PTM
132	LAW Tsz Chun	HKG
Heat 4		
		200m Time:
		Average Speed km/h:
154	OBARA Yuta	JPN
152	AMAGAI Kazuki	JPN
Heat 5		
		200m Time:
		Average Speed km/h:
114	HELAL Rayan	FRA
96	QUINTERO CHAVARRO Kevin Santiago	COL
Heat 6		
		200m Time:
		Average Speed km/h:
193	ALEXANDER Quincy	TTO
162	LENDEL Vasilijus	LTU
Heat 7		
		200m Time:
		Average Speed km/h:
67	BRISTER James	AUS
107	PERALTA Juan	ESP
Heat 8		
		200m Time:
		Average Speed km/h:
134	SZALONTAY Sandor	HUN
92	XU Chao	CHN

Progression rule:

The winner of each heat qualifies to the Quarterfinals.

Communiqué approved by the Secretary of the Commissaires Panel:

.....

23-26 January 2020

Communiqué no. 27

Men's Sprint / Vitesse hommes
1/16 Finals / 1/16 de finale
Results / Résultats

Sun 26 Jan 2020 - Race distance: 3 laps

Rank	Race Number	Name	Team Code	
				200m Time: 10.465
				Average Speed km/h: 68,801
Heat 1				
1	114	HELAL Rayan	FRA	Winner
2	155	CHUGAY Andrey	KAZ	+0.324
				200m Time: 10.511
				Average Speed km/h: 68,500
Heat 2				
1	193	ALEXANDER Quincy	TTO	Winner
2	189	TJON EN FA Jair	SUR	+0.044
				200m Time: 10.489
				Average Speed km/h: 68,643
Heat 3				
1	67	BRISTER James	AUS	Winner
2	202	MELLEN James	USA	+0.053
				200m Time: 10.480
				Average Speed km/h: 68,702
Heat 4				
1	134	SZALONTAY Sandor	HUN	Winner
2	124	HINZE Carl	GER	+0.209
				200m Time: 10.392
				Average Speed km/h: 69,284
Heat 5				
1	92	XU Chao	CHN	Winner
2	125	JAGER Julien	GER	+2.124
				200m Time: 10.308
				Average Speed km/h: 69,849
Heat 6				
1	107	PERALTA Juan	ESP	Winner
2	97	RAMIREZ MORALES Santiago	COL	+0.208
				200m Time: 10.461
				Average Speed km/h: 68,827
Heat 7				
1	162	LENDEL Vasilijus	LTU	Winner
2	184	SHARAPOV Alexander	RUS	+0.025
				200m Time: 10.378
				Average Speed km/h: 69,378
Heat 8				
1	96	QUINTERO CHAVARRO Kevin Santiago	COL	Winner
2	79	BARRETTE Hugo	CAN	+0.006
				200m Time: 10.465
				Average Speed km/h: 68,801
Heat 9				
1	152	AMAGAI Kazuki	JPN	Winner
2	101	KELEMEN Pavel	CZE	+0.230
				200m Time: 10.492
				Average Speed km/h: 68,624
Heat 10				
1	132	LAW Tsz Chun	HKG	Winner
2	185	SHURSHIN Nikita	RUS	+0.024

23-26 January 2020

Communiqué no. 27

Men's Sprint / Vitesse hommes
1/16 Finals / 1/16 de finale
Results / Résultats

Sun 26 Jan 2020 - Race distance: 3 laps

Rank	Race Number	Name	Team Code	
Heat 11				
				200m Time: 10.336
				Average Speed km/h: 69,659
1	94	ZHOU Yu	CHN	Winner
2	100	CECHMAN Martin	CZE	+0.247
Heat 12				
				200m Time: 10.245
				Average Speed km/h: 70,278
1	105	MORENO SANCHEZ Jose	ESP	Winner
2	195	PAUL Nicholas	TTO	+0.422

Progression rule:

The winner of each heat qualifies to the 1/8 Finals.

Communiqué approved by the Secretary of the Commissaires Panel:

.....

Note:

The average speed is taken over the last 200m.

23-26 January 2020

Communiqué no. 26

Men's Sprint / Vitesse hommes
1/16 Finals / 1/16 de finale
Start List / Liste de départ

Sun 26 Jan 2020 - Race distance: 3 laps

Race Number	Name	Team Code
Heat 1		
		200m Time:
		Average Speed km/h:
114	HELAL Rayan	FRA
155	CHUGAY Andrey	KAZ
Heat 2		
		200m Time:
		Average Speed km/h:
189	TJON EN FA Jair	SUR
193	ALEXANDER Quincy	TTO
Heat 3		
		200m Time:
		Average Speed km/h:
67	BRISTER James	AUS
202	MELLEN James	USA
Heat 4		
		200m Time:
		Average Speed km/h:
134	SZALONTAY Sandor	HUN
124	HINZE Carl	GER
Heat 5		
		200m Time:
		Average Speed km/h:
92	XU Chao	CHN
125	JAGER Julien	GER
Heat 6		
		200m Time:
		Average Speed km/h:
107	PERALTA Juan	ESP
97	RAMIREZ MORALES Santiago	COL
Heat 7		
		200m Time:
		Average Speed km/h:
162	LENDEL Vasilijus	LTU
184	SHARAPOV Alexander	RUS
Heat 8		
		200m Time:
		Average Speed km/h:
79	BARRETTE Hugo	CAN
96	QUINTERO CHAVARRO Kevin Santiago	COL
Heat 9		
		200m Time:
		Average Speed km/h:
152	AMAGAI Kazuki	JPN
101	KELEMEN Pavel	CZE
Heat 10		
		200m Time:
		Average Speed km/h:
132	LAW Tsz Chun	HKG
185	SHURSHIN Nikita	RUS

23-26 January 2020

Communiqué no. 26

Men's Sprint / Vitesse hommes
1/16 Finals / 1/16 de finale
Start List / Liste de départ

Sun 26 Jan 2020 - Race distance: 3 laps

Race Number	Name	Team Code
Heat 11		
		200m Time:
		Average Speed km/h:
94	ZHOU Yu	CHN
100	CECHMAN Martin	CZE
Heat 12		
		200m Time:
		Average Speed km/h:
195	PAUL Nicholas	TTO
105	MORENO SANCHEZ Jose	ESP

Progression rule:

The winner of each heat qualifies to the 1/8 Finals.

Communiqué approved by the Secretary of the Commissaires Panel:

.....

23-26 January 2020

Communiqué no. 25

Men's Sprint / Vitesse hommes
Qualifying / Qualifications
Results / Résultats

Sun 26 Jan 2020 - Race distance: 200m flying start (3,5 laps)

World Record 9.100 NICHOLAS Paul TTO Cochabamba (BOL) 4 SEP 2019

Rank	Race Number	Name	Team Code	100m	Time 100-200	Average Speed km/h
1	172	RUDYK Mateusz	POL	4.770 (1)	9.657 4.887 (2)	74,557
2	110	CALEYRON Quentin	FRA	4.798 (2)	9.665 4.867 (1)	74,496
3	178	WAMMES Nick	PTM	4.855 (5)	9.755 4.900 (3)	73,808
4	154	OBARA Yuta	JPN	4.835 (3)	9.777 4.942 (6)	73,642
5	114	HELAL Rayan	FRA	4.891 (12)	9.805 4.914 (4)	73,432
6	189	TJON EN FA Jair	SUR	4.845 (4)	9.808 4.963 (9)	73,409
7	67	BRISTER James	AUS	4.880 (9)	9.812 4.932 (5)	73,380
8	134	SZALONTAY Sandor	HUN	4.859 (6)	9.826 4.967 (10)	73,275
9	92	XU Chao	CHN	4.886 (10)	9.839 4.953 (8)	73,178
10	107	PERALTA Juan	ESP	4.923 (17)	9.874 4.951 (7)	72,919
11	162	LENDEL Vasilijus	LTU	4.871 (7)	9.883 5.012 (14)	72,852
12	79	BARRETTE Hugo	CAN	4.879 (8)	9.884 5.005 (13)	72,845
13	152	AMAGAI Kazuki	JPN	4.908 (14)	9.901 4.993 (11)	72,720
14	132	LAW Tsz Chun	HKG	4.892 (13)	9.922 5.030 (18)	72,566
15	94	ZHOU Yu	CHN	4.921 (15)	9.925 5.004 (12)	72,544
16	195	PAUL Nicholas	TTO	4.886 (10)	9.929 5.043 (20)	72,515
17	105	MORENO SANCHEZ Jose	ESP	4.921 (15)	9.935 5.014 (15)	72,471
18	100	CECHMAN Martin	CZE	4.948 (19)	9.972 5.024 (16)	72,202
19	185	SHURSHIN Nikita	RUS	4.952 (21)	9.980 5.028 (17)	72,144
20	101	KELEMEN Pavel	CZE	4.944 (18)	9.981 5.037 (19)	72,137

23-26 January 2020

Communiqué no. 25

Men's Sprint / Vitesse hommes
Qualifying / Qualifications
Results / Résultats

Sun 26 Jan 2020 - Race distance: 200m flying start (3,5 laps)

Rank	Race Number	Name	Team Code	100m	Time 100-200	Average Speed km/h
21	96	QUINTERO CHAVARRO Kevin Santiago	COL	4.951 (20)	10.012 5.061 (22)	71,914
22	184	SHARAPOV Alexander	RUS	4.980 (23)	10.044 5.064 (23)	71,685
23	97	RAMIREZ MORALES Santiago	COL	4.973 (22)	10.048 5.075 (24)	71,656
24	125	JAGER Julien	GER	5.048 (26)	10.093 5.045 (21)	71,337
25	124	HINZE Carl	GER	5.001 (24)	10.096 5.095 (25)	71,315
26	202	MELLEN James	USA	5.030 (25)	10.195 5.165 (27)	70,623
27	193	ALEXANDER Quincy	TTO	5.056 (27)	10.200 5.144 (26)	70,588
28	155	CHUGAY Andrey	KAZ	5.070 (29)	10.255 5.185 (28)	70,210
29	156	VORZHEV Pavel	KAZ	5.069 (28)	10.282 5.213 (29)	70,025
30	143	BIANCHI Matteo	ITA	5.087 (30)	10.331 5.244 (30)	69,693
31	191	KANG Shih Feng	TPE	5.123 (31)	10.381 5.258 (31)	69,357

Progression rule:

Top 4 riders qualify for 1/8 Finals. 5th to 28th places qualify for 1/16 Finals.

Communiqué approved by the Secretary of the Commissaires Panel:

23-26 January 2020
Communiqué no. 24
**Men's Sprint / Vitesse hommes
Qualifying / Qualifications
Start List / Liste de départ**
Sun 26 Jan 2020 - Race distance: 200m flying start (3,5 laps)

World Record	9.100 NICHOLAS Paul	TTO Cochabamba (BOL)	4 SEP 2019
---------------------	---------------------	----------------------	------------

Order	Race Number	Name	Team Code	Time
1	125	JAGER Julien	GER	_____
2	124	HINZE Carl	GER	_____
3	152	AMAGAI Kazuki	JPN	_____
4	143	BIANCHI Matteo	ITA	_____
5	193	ALEXANDER Quincy	TTO	_____
6	154	OBARA Yuta	JPN	_____
7	185	SHURSHIN Nikita	RUS	_____
8	184	SHARAPOV Alexander	RUS	_____
9	178	WAMMES Nick	PTM	_____
10	67	BRISTER James	AUS	_____
11	105	MORENO SANCHEZ Jose	ESP	_____
12	156	VORZHEV Pavel	KAZ	_____
13	191	KANG Shih Feng	TPE	_____
14	79	BARRETTE Hugo	CAN	_____
15	202	MELLEN James	USA	_____
16	114	HELAL Rayan	FRA	_____
17	94	ZHOU Yu	CHN	_____
18	97	RAMIREZ MORALES Santiago	COL	_____
19	155	CHUGAY Andrey	KAZ	_____
20	132	LAW Tsz Chun	HKG	_____
21	100	CECHMAN Martin	CZE	_____
22	110	CALEYRON Quentin	FRA	_____
23	107	PERALTA Juan	ESP	_____
24	96	QUINTERO CHAVARRO Kevin Santiago	COL	_____
25	92	XU Chao	CHN	_____
26	101	KELEMEN Pavel	CZE	_____
27	162	LENDEL Vasilijus	LTU	_____
28	134	SZALONTAY Sandor	HUN	_____
29	195	PAUL Nicholas	TTO	_____
30	189	TJON EN FA Jair	SUR	_____
31	172	RUDYK Mateusz	POL	_____

23-26 January 2020

Communiqué no. 24

Men's Sprint / Vitesse hommes
Qualifying / Qualifications
Start List / Liste de départ

Sun 26 Jan 2020 - Race distance: 200m flying start (3,5 laps)

Order	Race Number	Name	Team Code	Time
-------	-------------	------	-----------	------

Progression rule:

Top 4 riders qualify for 1/8 Finals. 5th to 28th places qualify for 1/16 Finals.

Communiqué approved by the Secretary of the Commissaires Panel:

23-26 January 2020

Communiqué no. 46

Men's Keirin / Keirin hommes
World Cup Standings / Classement coupe du monde

As of SAT 25 JAN 2020

Event No 1	Minsk (BLR)	1-3 NOV 2019
Event No 2	Glasgow (GBR)	8-10 NOV 2019
Event No 3	Hong-Kong (HKG)	29 NOV-1 DEC 2019
Event No 4	Cambridge (NZL)	6-8 DEC 2019
Event No 5	Brisbane (AUS)	13-15 DEC 2019
Event No 6	Milton (CAN)	24-26 JAN 2020

Rank	Name	Team Code	Event No 1	Event No 2	Event No 3	Event No 4	Event No 5	Event No 6	Total Points
1	ANGSUTHASAWIT Jai	THA	120,0	300,0	250,0	375,0	275,0	275,0	1595,0
2	DMITRIEV Denis	RUS	450,0	400,0		325,0	350,0		1525,0
3	QUINTERO CHAVARRO Kevin Santiago	COL	175,0	205,0		190,0	500,0	450,0	1520,0
4	PERKINS Shane Alan	RVL	175,0	350,0		450,0	80,0	325,0	1380,0
5	BROWNE Kwesi	TTO			175,0	250,0	350,0	225,0	1000,0
6	BUCHLI Matthijs	BCC	350,0	225,0	400,0				975,0
7	MATSUI Koyu	JPC	400,0	175,0				350,0	925,0
8	CANELON VERA Hersony	VEN	205,0	120,0	175,0	120,0	120,0	175,0	915,0
9	AWANG Mohd Azizulhasni	MAS			325,0	500,0	80,0		905,0
10	LENDEL Vasilijus	LTU	225,0	275,0	1,0			375,0	876,0
11	LAVREYSEN Harrie	NED	500,0		375,0				875,0
12	GLAETZER Matthew	AUS				400,0	450,0		850,0
13	BOTTICHER Stefan	GER	325,0	325,0	190,0				840,0
14	KENNY Jason	GBR		375,0	450,0				825,0
15	BARRETTE Hugo	CAN			275,0	205,0	225,0	120,0	825,0
16	VIGIER Sebastien	FRA	300,0	500,0					800,0
17	SAUNDERS Callum	NZL			500,0		250,0		750,0
18	LEVY Maximilian	ERD		450,0	300,0				750,0
19	CARLIN Jack	GBR	375,0				375,0		750,0
20	SZALONTAY Sandor	HUN	80,0	80,0	100,0	80,0	80,0	250,0	670,0
21	WAKIMOTO Yuta	BGT				350,0	300,0		650,0
22	KANG Shih Feng	TPE			175,0	175,0	175,0	120,0	645,0
23	MAKSEL Krzysztof	POL	275,0	120,0		120,0	120,0		635,0
24	BABEK Tomas	CZE		1,0	205,0		400,0		606,0
25	PERALTA GASCON Juan	ESP		120,0	100,0		175,0	205,0	600,0
26	HELAL Rayan	FRA				120,0	175,0	300,0	595,0
27	KELEMEN Pavel	CZE	175,0			225,0		175,0	575,0
28	PONOMARYOV Sergey	KAZ	175,0			275,0	80,0		530,0
29	STOVBETSKYI Dmytro	UKR	80,0		100,0	80,0	175,0	80,0	515,0
30	EILERS Joachim	GER						500,0	500,0
31	ARCHAMBAULT Joel	PTM				175,0	190,0	120,0	485,0
32	SARNECKI Rafal	POL						400,0	400,0
33	VORZHEV Pavel	KAZ		190,0	1,0			175,0	366,0
34	NITTA Yudai	JPN			350,0	1,0			351,0
35	DUBCHENKO Aleksander	RUS			175,0			175,0	350,0
36	da SILVA Joao Vitor	BRA			100,0	120,0	120,0		340,0
37	OBARA Yuta	JPN	250,0	80,0					330,0
38	NOVIK Uladzislau	BLR	120,0	80,0				120,0	320,0
39	DAWKINS Edward	NZL				300,0			300,0

23-26 January 2020
Communiqué no. 46
Men's Keirin / Keirin hommes
World Cup Standings / Classement coupe du monde

As of SAT 25 JAN 2020

Rank	Name	Team Code	Event No 1	Event No 2	Event No 3	Event No 4	Event No 5	Event No 6	Total Points
40	BOTTASSO Leandro	ARG			1,0	175,0	120,0		296,0
41	MORENO SANCHEZ Jose	ESP	120,0			175,0			295,0
42	ZHOU Yu	CHN	1,0	1,0	1,0	1,0	205,0	80,0	289,0
43	SPIES Jean	RSA		1,0	175,0	80,0			256,0
44	SAHROM Muhammad Shah Firdaus	SDF		175,0		80,0			255,0
45	CLARKE Thomas	AUS		250,0					250,0
46	KAWABATA Tomoyuki	JPC			225,0				225,0
47	BRISTER James	AUS						190,0	190,0
48	WAMMES Nick	PTM			175,0				175,0
49	HOOGLAND Jeffrey	NED		175,0					175,0
49	HSIEH Nien Hsing	TPE		175,0					175,0
51	ZAITSAU Artsiom	MCC	80,0	80,0					160,0
52	PINEDA Brandon	GUA	1,0	120,0					121,0
53	MOHD ZONIS Muhammad Fadhil	MAS	120,0	1,0					121,0
54	LAW Tsz Chun	HKG			100,0				100,0
54	RAJKOWSKI Patryk	POL			100,0				100,0
56	BIANCHI Matteo	ITA			1,0			80,0	81,0
56	MELLEN James	USA			1,0			80,0	81,0
58	JURCZYK Marc	ERD	80,0						80,0
59	CECI Francesco	ITA	1,0						1,0

23-26 January 2020

Communiqué no. 45

Men's Keirin / Keirin hommes

Final Classification / Classement final

Sat 25 Jan 2020 - Race distance: 6 laps

Rank	Race Number	Name	Team Code	Time Behind
------	-------------	------	-----------	-------------

Final 1-6

200m Time: 10.091
Average Speed: 71,351km/h

1	123	EILERS Joachim	GER	
2	96	QUINTERO CHAVARRO Kevin Santiago	COL	+0.095
3	173	SARNECKI Rafal	POL	+0.121
4	162	LENDEL Vasilijus	LTU	+0.365
5	153	MATSUI Koyu	JPN	+0.474
6	187	PERKINS Shane Alan	RVL	+0.576

Final 7-12

200m Time: 10.192
Average Speed: 70,644km/h

7	114	HELAL Rayan	FRA	
8	190	ANGSUTHASAWIT Jai	THA	+0.077
9	134	SZALONTAY Sandor	HUN	+0.136
10	194	BROWNE Kwesi	TTO	+0.190
11	107	PERALTA Juan	ESP	+0.281
12	67	BRISTER James	AUS	+0.710

Did not qualify from Repechages

13	101	KELEMEN Pavel	CZE	
13	156	VORZHEV Pavel	KAZ	
13	181	DUBCHENKO Aleksandr	RUS	
13	208	CANELON VERA Hersony	VEN	
17	75	NOVIK Uladzislau	BLR	
17	79	BARRETTE Hugo	CAN	
17	177	ARCHAMBAULT Joel	PTM	
17	191	KANG Shih Feng	TPE	
21	94	ZHOU Yu	CHN	
21	143	BIANCHI Matteo	ITA	
21	197	STOVBETSKYI Dmytro	UKR	
21	202	MELLEN James	USA	

Communiqué approved by the Secretary of the Commissaires Panel:

23-26 January 2020

Communiqué no. 44

**Men's Keirin / Keirin hommes
Finals / Finales
Start List / Liste de départ**

Sat 25 Jan 2020 - Race distance: 6 laps

Race Number	Name	Team Code
-------------	------	-----------

Final 7-12

67	BRISTER James	AUS
107	PERALTA Juan	ESP
114	HELAL Rayan	FRA
134	SZALONTAY Sandor	HUN
190	ANGSUTHASAWIT Jai	THA
194	BROWNE Kwesi	TTO

Final 1-6

96	QUINTERO CHAVARRO Kevin Santiago	COL
123	w EILERS Joachim	GER
153	MATSUI Koyu	JPN
162	LENDEL Vasilijus	LTU
173	SARNECKI Rafal	POL
187	PERKINS Shane Alan	RVL

Communiqué approved by the Secretary of the Commissaires Panel:

.....

LEGEND
w Warning

23-26 January 2020

Communiqué no. 43

Men's Keirin / Keirin hommes
Second Round / Deuxième tour
Results / Résultats

Sat 25 Jan 2020 - Race distance: 6 laps

Rank	Race Number	Name	Team Code	Time Behind
------	-------------	------	-----------	-------------

Heat 1

 200m Time: 10.196
 Average Speed: 70,616km/h

1	162	LENDEL Vasilijus	LTU	
2	187	PERKINS Shane Alan	RVL	+0.062
3	153	MATSUI Koyu	JPN	+0.081
4	114	HELAL Rayan	FRA	+0.122
5	194	BROWNE Kwesi	TTO	+0.130
6	134	SZALONTAY Sandor	HUN	+0.280

Heat 2

 200m Time: 10.096
 Average Speed: 71,315km/h

1	123	EILERS Joachim	GER	
2	96	QUINTERO CHAVARRO Kevin Santiago	COL	+0.059
3	173	SARNECKI Rafal	POL	+0.109
4	190	ANGSUTHASAWIT Jai	THA	+0.142
5	107	PERALTA Juan	ESP	+0.264
6	67	BRISTER James	AUS	+0.351

Progression rule:

The first three riders in each heat qualify to Final 1-6, all other riders advance to Final 7-12.

Communiqué approved by the Secretary of the Commissaires Panel:

23-26 January 2020

Communiqué no. 42

**Men's Keirin / Keirin hommes
Second Round / Deuxième tour
Start List / Liste de départ**

Sat 25 Jan 2020 - Race distance: 6 laps

Race Number	Name	Team Code
Heat 1		
114	HELAL Rayan	FRA
134	SZALONTAY Sandor	HUN
153	MATSUI Koyu	JPN
162	LENDEL Vasilijus	LTU
187	PERKINS Shane Alan	RVL
194	BROWNE Kwesi	TTO
Heat 2		
67	BRISTER James	AUS
96	QUINTERO CHAVARRO Kevin Santiago	COL
107	PERALTA Juan	ESP
123 w	EILERS Joachim	GER
173	SARNECKI Rafal	POL
190	ANGSUTHASAWIT Jai	THA

Progression rule:

The first three riders in each heat qualify to Final 1-6, all other riders advance to Final 7-12.

Communiqué approved by the Secretary of the Commissaires Panel:

.....

LEGEND

w Warning

23-26 January 2020

Communiqué no. 41

Men's Keirin / Keirin hommes
First Round Repechage / Repêchage premier tour
Results / Résultats

Sat 25 Jan 2020 - Race distance: 6 laps

Rank	Race Number	Name	Team Code	Time Behind
------	-------------	------	-----------	-------------

Heat 1

200m Time: 10.125
Average Speed: 71,111km/h

1	187	PERKINS Shane Alan	RVL	
2	101	KELEMEN Pavel	CZE	+0.071
3	75	NOVIK Uladzislau	BLR	+0.607
4	202	MELLEN James	USA	+0.999

Heat 2

200m Time: 10.415
Average Speed: 69,131km/h

1	107	PERALTA Juan	ESP	
2	156	VORZHEV Pavel	KAZ	+0.056
3	191	KANG Shih Feng	TPE	+0.116
4	143	BIANCHI Matteo	ITA	+0.131

Heat 3

200m Time: 10.165
Average Speed: 70,831km/h

1	114	HELAL Rayan	FRA	
2	181	DUBCHENKO Aleksandr	RUS	+0.505
3	177	ARCHAMBAULT Joel	PTM	+0.668
4	197	STOVBETSKYI Dmytro	UKR	+1.333

Heat 4

200m Time: 10.532
Average Speed: 68,363km/h

1	67	BRISTER James	AUS	
2	208	CANELON VERA Hersony	VEN	+0.019
3	79	BARRETTE Hugo	CAN	+0.134
4	94	ZHOU Yu	CHN	+0.417

Progression rule:

The first rider in each heat qualify to 2nd Round.

Communiqué approved by the Secretary of the Commissaires Panel:

.....

23-26 January 2020

Communiqué no. 40

Men's Keirin / Keirin hommes
First Round Repechage / Repêchage premier tour
Start List / Liste de départ

Sat 25 Jan 2020 - Race distance: 6 laps

Race Number	Name	Team Code
Heat 1		
75	NOVIK Uladzislau	BLR
101	KELEMEN Pavel	CZE
187	PERKINS Shane Alan	RVL
202 w	MELLEN James	USA
Heat 2		
107	PERALTA Juan	ESP
143	BIANCHI Matteo	ITA
156	VORZHEV Pavel	KAZ
191	KANG Shih Feng	TPE
Heat 3		
114	HELAL Rayan	FRA
177	ARCHAMBAULT Joel	PTM
181	DUBCHENKO Aleksandr	RUS
197	STOVBETSKYI Dmytro	UKR
Heat 4		
67	BRISTER James	AUS
79	BARRETTE Hugo	CAN
94	ZHOU Yu	CHN
208	CANELON VERA Hersony	VEN

Progression rule:

The first rider in each heat qualify to 2nd Round.

Communiqué approved by the Secretary of the Commissaires Panel:

.....

LEGEND

w Warning

23-26 January 2020

Communiqué no. 39

Men's Keirin / Keirin hommes
First Round / Premier tour
Results / Résultats

Sat 25 Jan 2020 - Race distance: 6 laps

Rank	Race Number	Name	Team Code	Time Behind
------	-------------	------	-----------	-------------

Heat 1

200m Time: 10.305
 Average Speed: 69,869km/h

1	134	SZALONTAY Sandor	HUN	
2	96	QUINTERO CHAVARRO Kevin Santiago	COL	+0.055
3	187	PERKINS Shane Alan	RVL	+0.117
4	67	BRISTER James	AUS	+0.228
5	197	STOVBETSKYI Dmytro	UKR	+0.287
6	156	VORZHEV Pavel	KAZ	+0.535

Heat 2

200m Time: 10.182
 Average Speed: 70,713km/h

1	190	ANGSUTHASAWIT Jai	THA	
2	194	BROWNE Kwesi	TTO	+0.041
3	107	PERALTA Juan	ESP	+0.096
4	181	DUBCHENKO Aleksandr	RUS	+0.311
5	143	BIANCHI Matteo	ITA	+0.581
6	75	NOVIK Uladzislau	BLR	+1.531

Heat 3

200m Time: 10.194
 Average Speed: 70,630km/h

1	123	EILERS Joachim	GER	
2	153	MATSUI Koyu	JPN	+0.059
3	114	HELAL Rayan	FRA	+0.163
4	191	KANG Shih Feng	TPE	+0.165
5	101	KELEMEN Pavel	CZE	+0.338
6	94	ZHOU Yu	CHN	+0.700

Heat 4

200m Time: 10.416
 Average Speed: 69,124km/h

1	162	LENDEL Vasilijus	LTU	
2	173	SARNECKI Rafal	POL	
3	208	CANELON VERA Hersony	VEN	
4	202	MELLEN James	USA	+0.145
5	79	BARRETTE Hugo	CAN	+0.714
6	177	ARCHAMBAULT Joel	PTM	+0.921

Progression rule:

The first two riders in each heat qualify to the Second round, all other riders advance to the repechages.

23-26 January 2020

Communiqué no. 39

Men's Keirin / Keirin hommes
First Round / Premier tour
Results / Résultats

Sat 25 Jan 2020 - Race distance: 6 laps

Rank	Race Number	Name	Team Code	Time Behind
------	-------------	------	-----------	-------------

No 123 EILERS Joachim (GER)

Warning for entering the sprinter's lane when the opponent was already there

Avertissement pour être entré dans le couloir des sprinters alors que son adversaire s'y trouvait déjà

No 202 MELLEN James (USA)

Warning for not holding his/her line during the final sprint

Avertissement pour avoir quitté sa ligne pendant le sprint final

Communiqué approved by the Secretary of the Commissaires Panel:

23-26 January 2020

Communiqué no. 38 Rectificatif 1

Men's Keirin / Keirin hommes
First Round / Premier tour
Start List / Liste de départ

Sat 25 Jan 2020 - Race distance: 6 laps

Race Number	Name	Team Code
Heat 1		
67	BRISTER James	AUS
96	QUINTERO CHAVARRO Kevin Santiago	COL
134	SZALONTAY Sandor	HUN
156	VORZHEV Pavel	KAZ
187	PERKINS Shane Alan	RVL
197	STOVBETSKYI Dmytro	UKR
Heat 2		
75	NOVIK Uladzislau	BLR
107	PERALTA Juan	ESP
143	BIANCHI Matteo	ITA
181	DUBCHENKO Aleksandr	RUS
190	ANGSUTHASAWIT Jai	THA
194	BROWNE Kwesi	TTO
Heat 3		
94	ZHOU Yu	CHN
101	KELEMEN Pavel	CZE
114	HELAL Rayan	FRA
123	EILERS Joachim	GER
153	MATSUI Koyu	JPN
191	KANG Shih Feng	TPE
Heat 4		
79	BARRETTE Hugo	CAN
162	LENDEL Vasilijus	LTU
173	SARNECKI Rafal	POL
177	ARCHAMBAULT Joel	PTM
202	MELLEN James	USA
208	CANELON VERA Hersony	VEN

Progression rule:

The first two riders in each heat qualify to the Second round, all other riders advance to the repechages.

Communiqué approved by the Secretary of the Commissaires Panel:

23-26 January 2020

Communiqué no. 53

Men's Team Pursuit / Poursuite par équipe hommes
World Cup Standings / Classement coupe du monde

As of FRI 24 JAN 2020

Event No 1	Minsk (BLR)	1-3 NOV 2019
Event No 2	Glasgow (GBR)	8-10 NOV 2019
Event No 3	Hong-Kong (HKG)	29 NOV-1 DEC 2019
Event No 4	Cambridge (NZL)	6-8 DEC 2019
Event No 5	Brisbane (AUS)	13-15 DEC 2019
Event No 6	Milton (CAN)	24-26 JAN 2020

Rank	Name	Team Code	Event No 1	Event No 2	Event No 3	Event No 4	Event No 5	Event No 6	Total Points
1	ITALY	ITA	800,0	900,0	750,0	650,0	600,0	900,0	4600,0
2	SWITZERLAND	SUI	650,0	650,0	800,0	1000,0	800,0		3900,0
3	RUSSIAN FEDERATION	RUS	700,0	500,0	700,0	750,0	550,0		3200,0
4	GERMANY	GER	750,0	550,0	1000,0	750,0	750,0		3050,0
5	CANADA	CAN			650,0	700,0	650,0	800,0	2800,0
6	FRANCE	FRA	900,0	800,0				1000,0	2700,0
7	NEW ZEALAND	NZL			900,0	800,0	900,0		2600,0
8	DENMARK	DEN	1000,0	1000,0	550,0				2550,0
9	AUSTRALIA	AUS		600,0		900,0	1000,0		2500,0
10	HUUB WATTBIKE TEST TEAM	HUB	600,0	700,0			700,0		2000,0
11	BELARUS	BLR	410,0		450,0			750,0	1610,0
12	KOREA	KOR			500,0	500,0	450,0		1450,0
13	UKRAINE	UKR	320,0	350,0				700,0	1370,0
14	GREAT BRITAIN	GBR	550,0	750,0					1300,0
15	POLAND	POL	380,0	380,0	410,0				1170,0
16	TEAM BRIDGESTONE CYCLING	BGT			600,0		500,0		1100,0
17	BELGIUM	BEL	500,0	410,0					910,0
18	UNITED STATES OF AMERICA	USA	450,0	450,0					900,0
19	JAPAN	JPN				600,0			600,0
20	SOUTHERN SPARS TRACK TEAM	SSP				550,0			550,0
21	LOKOSPHINX	LOK	350,0						350,0
22	TRACK - TEAM - BRANDENBURG	TTB	290,0						290,0

23-26 January 2020

Communiqué no. 52

Men's Team Pursuit / Poursuite par équipe hommes

Final Classification / Classement final

World Record	3:48.012 AUSTRALIA	Pruszkow (POL)	28 FEB 2019
---------------------	--------------------	----------------	-------------

Rank	Team / Name	1000m	2000m 1000-2000	3000m 2000-3000	Time 3000-4000	Average Speed km/h
------	-------------	-------	--------------------	--------------------	-------------------	--------------------------

Final for Gold

GOLD	1 FRA - France	1:02.966 (1)	1:59.566 (1)			
	21 THOMAS Benjamin		56.600 (1)			
	111 DENIS Thomas					
	112 ERMENAUULT Corentin					
	117 VAUQUELIN Kevin					
	116 TABELLION Valentin	(R)				

SILVER	2 ITA - Italy	1:06.361 (2)	2:05.141 (2)		OVL	
	144 BOSCARO Davide		58.780 (2)			
	145 GIORDANI Carloalberto	(X)				
	146 MASOTTO Giulio					
	147 UMBRI Gidas					
	37 MORO Stefano	(R)				

Final for Bronze

BRONZE	3 CAN - Canada	1:05.156 (2)	2:02.695 (1)	3:02.252 (2)	4:00.945	59,765
	10 KINNIBURGH Jackson	(X)	57.539 (1)	59.557 (2)	58.693 (1)	
	80 BURTNİK Evan					
	81 ERNST Chris					
	82 FLETT-BROWN Amiel					
	84 RICHARDSON Sean	(R)				
	4 BLR - Belarus	1:04.840 (1)	2:02.995 (2)	3:02.177 (1)	4:01.552	59,614
	6 KARALIOK Yauheni		58.155 (2)	59.182 (1)	59.375 (2)	
	7 TSISHKOU Raman					
	76 SHEMETAU Mikhail	(X)				
	77 TSISHCHANKA Hardzei					

Placed after First Round

5 UKR - Ukraine
60 DZHUS Volodymyr
61 GLADYSH Roman
196 HRYNIV Vitaliy
198 VASYLIEV Maksym

Communiqué approved by the Secretary of the Commissaires Panel:

LEGEND		
(X) Rider pulled out before the finish	OVL Overlapped	R Replaced

23-26 January 2020

Men's Team Pursuit / Poursuite par équipe hommes
Finals / Finales
Race Analysis / Analyse de la course

GOLD

FRA - France				Lap	ITA - Italy			
Distance	Time	Rank	Lap Time		Distance	Time	Rank	Lap Time
125m	13.263	1			125m	14.048	2	
250m	20.963	1	20.963	1	250m	22.011	2	22.011
375m	28.055	1			375m	29.530	2	
500m	34.970	1	14.007	2	500m	37.025	2	15.014
625m	41.960	1			625m	44.288	2	
750m	48.906	1	13.936	3	750m	51.549	2	14.524
875m	55.914	1			875m	58.829	2	
1000m	1:02.966	1	14.060	4	1000m	1:06.361	2	14.812
1125m	1:10.185	1			1125m	1:13.676	2	
1250m	1:17.310	1	14.344	5	1250m	1:21.033	2	14.672
1375m	1:24.389	1			1375m	1:28.210	2	
1500m	1:31.432	1	14.122	6	1500m	1:35.373	2	14.340
1625m	1:38.626	1			1625m	1:42.594	2	
1750m	1:45.645	1	14.213	7	1750m	1:49.926	2	14.553
1875m	1:52.621	1			1875m	1:57.584	2	
2000m	1:59.566	1	13.921	8	2000m	2:05.141	2	15.215
2125m	2:06.501	1			2125m	2:12.673	2	
2250m	2:13.452	1	13.886	9	2250m	2:20.835	2	15.694
2375m	2:20.677	1			2375m	OVL		
2500m				10	2500m			
2625m					2625m			
2750m				11	2750m			
2875m					2875m			
3000m				12	3000m			
3125m					3125m			
3250m				13	3250m			
3375m					3375m			
3500m				14	3500m			
3625m					3625m			
3750m				15	3750m			
3875m					3875m			
4000m				16	4000m			

23-26 January 2020

Men's Team Pursuit / Poursuite par équipe hommes
Finals / Finales
Race Analysis / Analyse de la course

BRONZE

CAN - Canada				Lap	BLR - Belarus			
Distance	Time	Rank	Lap Time		Distance	Time	Rank	Lap Time
125m	13.522	1			125m	13.557	2	
250m	21.335	2	21.335	1	250m	21.277	1	21.277
375m	28.628	1			375m	28.769	2	
500m	35.884	1	14.549	2	500m	36.004	2	14.727
625m	43.064	1			625m	43.278	2	
750m	50.299	1	14.415	3	750m	50.356	2	14.352
875m	57.733	2			875m	57.584	1	
1000m	1:05.156	2	14.857	4	1000m	1:04.840	1	14.484
1125m	1:12.493	2			1125m	1:12.169	1	
1250m	1:19.805	2	14.649	5	1250m	1:19.336	1	14.496
1375m	1:27.191	2			1375m	1:26.685	1	
1500m	1:34.348	2	14.543	6	1500m	1:33.919	1	14.583
1625m	1:41.413	2			1625m	1:41.304	1	
1750m	1:48.451	2	14.103	7	1750m	1:48.432	1	14.513
1875m	1:55.633	2			1875m	1:55.595	1	
2000m	2:02.695	1	14.244	8	2000m	2:02.995	2	14.563
2125m	2:09.845	1			2125m	2:10.354	2	
2250m	2:17.163	1	14.468	9	2250m	2:17.823	2	14.828
2375m	2:24.524	1			2375m	2:25.095	2	
2500m	2:32.000	1	14.837	10	2500m	2:32.567	2	14.744
2625m	2:39.709	1			2625m	2:39.923	2	
2750m	2:47.244	1	15.244	11	2750m	2:47.277	2	14.710
2875m	2:54.731	2			2875m	2:54.636	1	
3000m	3:02.252	2	15.008	12	3000m	3:02.177	1	14.900
3125m	3:09.792	2			3125m	3:09.517	1	
3250m	3:17.118	2	14.866	13	3250m	3:16.909	1	14.732
3375m	3:24.542	2			3375m	3:24.509	1	
3500m	3:31.764	1	14.646	14	3500m	3:32.162	2	15.253
3625m	3:39.023	1			3625m	3:39.512	2	
3750m	3:46.303	1	14.539	15	3750m	3:46.803	2	14.641
3875m	3:53.596	1			3875m	3:54.156	2	
4000m	4:00.945	3	14.642	16	4000m	4:01.552	4	14.749

Communiqué approved by the Secretary of the Commissaires Panel:

LEGEND
OVL Overlapped

23-26 January 2020

Communiqué no. 51 Rectificatif 1

**Men's Team Pursuit / Poursuite par équipe hommes
Finals / Finales
Start List / Liste de départ**

Fri 24 Jan 2020 - Race distance: 4km

World Record	3:48.012 AUSTRALIA	Pruszkow (POL)	28 FEB 2019
---------------------	--------------------	----------------	-------------

Heat	Race Number	Team / Name	Time
FOR BRONZE		CAN - Canada	_____
	10	KINNIBURGH Jackson	
	80	BURTONIK Evan	
	81	ERNST Chris	
	82	FLETT-BROWN Amiel	
		BLR - Belarus	_____
	6	KARALIOK Yauheni	
	7	TSISHKOU Raman	
	76	SHEMETAU Mikhail	
	77	TSISHCHANKA Hardzei	
FOR GOLD		FRA - France	_____
	21	THOMAS Benjamin	
	111	DENIS Thomas	
	112	ERMENAULT Corentin	
	117	VAUQUELIN Kevin	
		ITA - Italy	_____
	144	BOSCARO Davide	
	145	GIORDANI Carloalberto	
	146	MASOTTO Giulio	
	147	UMBRI Gidas	

Communiqué approved by the Secretary of the Commissaires Panel:

.....

Note:

The composition of the teams may be subject to change up to 30 minutes before the start of the race.

23-26 January 2020

Communiqué no. 50

Men's Team Pursuit / Poursuite par équipe hommes
First Round / Premier tour
Results / Résultats

Fri 24 Jan 2020 - Race distance: 4km

World Record	3:48.012 AUSTRALIA	Pruszkow (POL)	28 FEB 2019
---------------------	--------------------	----------------	-------------

Heat	Rank	Team / Name	1000m	2000m 1000-2000	3000m 2000-3000	Time 3000-4000	Average Speed km/h	
1	1	UKR - Ukraine	1:07.152 (1)	2:06.841 (1)	3:07.343 (1)	4:07.645	58,148	
		60 DZHUS Volodymyr		59.689 (1)	1:00.502 (1)	1:00.302 (1)		
		61 GLADYSH Roman						
		196 HRYNIV Vitaliy						
		198 VASYLIEV Maksym						(X)
2	1	ITA - Italy	1:04.949 (1)	2:03.774 (1)	3:02.806 (1)	4:01.656	59,589	QG
		37 MORO Stefano		58.825 (2)	59.032 (1)	58.850 (1)		
		144 BOSCARO Davide						(X)
		145 GIORDANI Carloalberto						
		146 MASOTTO Giulio						
	2	BLR - Belarus	1:05.837 (2)	2:04.036 (2)	3:03.124 (2)	4:04.232	58,960	QB
		6 KARALIOK Yauheni		58.199 (1)	59.088 (2)	1:01.108 (2)		
		7 TSISHKOU Raman						
		76 SHEMETAU Mikhaïl						
		77 TSISHCHANKA Hardzei						(X)
3	1	FRA - France	1:03.082 (1)	1:59.849 (1)	2:56.446 (1)			QG
		21 THOMAS Benjamin		56.767 (1)	56.597 (1)			
		111 DENIS Thomas						
		112 ERMENAULT Corentin						
		116 TABELLION Valentin						
	2	CAN - Canada	1:05.024 (2)	2:02.684 (2)	3:02.317 (2)	4:02.372	59,413	QB
		80 BURTNİK Evan		57.660 (2)	59.633 (2)	1:00.055 (1)		
		81 ERNST Chris						
		82 FLETT-BROWN Amiel						
		84 RICHARDSON Sean						(X)
		10 KINNIBURGH Jackson						(R)

Progression rule:

The winners of heats 2 and 3 in the First round ride the final for the gold and silver medals.
 The remaining three teams will be ranked by their times in the First round and will be paired as follows:
 The two fastest teams ride the final for the bronze medal.

Communiqué approved by the Secretary of the Commissaires Panel:

LEGEND

(X) Rider pulled out before the finish QB Qualified for Bronze QG Qualified for Gold R Replace

23-26 January 2020

Men's Team Pursuit / Poursuite par équipe hommes
First Round / Premier tour
Race Analysis / Analyse de la course

Heat 1

Distance	UKR - Ukraine		Lap Time	Lap	
	Time	Rank			
125m	13.511	1			125m
250m	21.701	1	21.701	1	250m
375m	29.642	1			375m
500m	37.183	1	15.482	2	500m
625m	44.785	1			625m
750m	52.215	1	15.032	3	750m
875m	59.757	1			875m
1000m	1:07.152	1	14.937	4	1000m
1125m	1:14.544	1			1125m
1250m	1:22.014	1	14.862	5	1250m
1375m	1:29.533	1			1375m
1500m	1:37.147	1	15.133	6	1500m
1625m	1:44.533	1			1625m
1750m	1:51.901	1	14.754	7	1750m
1875m	1:59.413	1			1875m
2000m	2:06.841	1	14.940	8	2000m
2125m	2:14.380	1			2125m
2250m	2:21.760	1	14.919	9	2250m
2375m	2:29.193	1			2375m
2500m	2:36.838	1	15.078	10	2500m
2625m	2:44.546	1			2625m
2750m	2:52.069	1	15.231	11	2750m
2875m	2:59.598	1			2875m
3000m	3:07.343	1	15.274	12	3000m
3125m	3:14.842	1			3125m
3250m	3:22.533	1	15.190	13	3250m
3375m	3:29.921	1			3375m
3500m	3:37.375	1	14.842	14	3500m
3625m	3:44.806	1			3625m
3750m	3:52.263	1	14.888	15	3750m
3875m	3:59.919	1			3875m
4000m	4:07.645	1	15.382	16	4000m

23-26 January 2020

Men's Team Pursuit / Poursuite par équipe hommes
First Round / Premier tour
Race Analysis / Analyse de la course

Heat 2

ITA - Italy				Lap	BLR - Belarus			
Distance	Time	Rank	Lap Time		Distance	Time	Rank	Lap Time
125m	13.666	1			125m	13.820	2	
250m	21.387	1	21.387	1	250m	21.864	2	21.864
375m	28.687	1			375m	29.550	2	
500m	35.925	1	14.538	2	500m	36.933	2	15.069
625m	43.039	1			625m	44.301	2	
750m	50.238	1	14.313	3	750m	51.390	2	14.457
875m	57.666	1			875m	58.608	2	
1000m	1:04.949	1	14.711	4	1000m	1:05.837	2	14.447
1125m	1:12.208	1			1125m	1:13.108	2	
1250m	1:19.533	1	14.584	5	1250m	1:20.188	2	14.351
1375m	1:26.736	1			1375m	1:27.449	2	
1500m	1:33.959	1	14.426	6	1500m	1:34.667	2	14.479
1625m	1:41.393	1			1625m	1:42.065	2	
1750m	1:48.716	1	14.757	7	1750m	1:49.295	2	14.628
1875m	1:56.268	1			1875m	1:56.563	2	
2000m	2:03.774	1	15.058	8	2000m	2:04.036	2	14.741
2125m	2:11.473	2			2125m	2:11.427	1	
2250m	2:18.959	2	15.185	9	2250m	2:18.870	1	14.834
2375m	2:26.385	2			2375m	2:26.010	1	
2500m	2:33.820	2	14.861	10	2500m	2:33.185	1	14.315
2625m	2:41.042	2			2625m	2:40.652	1	
2750m	2:48.226	2	14.406	11	2750m	2:48.045	1	14.860
2875m	2:55.593	1			2875m	2:55.656	2	
3000m	3:02.806	1	14.580	12	3000m	3:03.124	2	15.079
3125m	3:09.969	1			3125m	3:10.718	2	
3250m	3:17.148	1	14.342	13	3250m	3:18.048	2	14.924
3375m	3:24.419	1			3375m	3:25.619	2	
3500m	3:31.880	1	14.732	14	3500m	3:33.317	2	15.269
3625m	3:39.371	1			3625m	3:41.249	2	
3750m	3:46.734	1	14.854	15	3750m	3:48.863	2	15.546
3875m	3:54.233	1			3875m	3:56.491	2	
4000m	4:01.656	1	14.922	16	4000m	4:04.232	2	15.369

23-26 January 2020

Men's Team Pursuit / Poursuite par équipe hommes
First Round / Premier tour
Race Analysis / Analyse de la course

Heat 3

FRA - France				Lap	CAN - Canada			
Distance	Time	Rank	Lap Time		Distance	Time	Rank	Lap Time
125m	13.077	1			125m	13.636	2	
250m	20.660	1	20.660	1	250m	21.539	2	21.539
375m	27.756	1			375m	28.880	2	
500m	34.730	1	14.070	2	500m	36.137	2	14.598
625m	41.842	1			625m	43.311	2	
750m	48.883	1	14.153	3	750m	50.494	2	14.357
875m	55.953	1			875m	57.791	2	
1000m	1:03.082	1	14.199	4	1000m	1:05.024	2	14.530
1125m	1:10.312	1			1125m	1:12.263	2	
1250m	1:17.438	1	14.356	5	1250m	1:19.452	2	14.428
1375m	1:24.466	1			1375m	1:26.783	2	
1500m	1:31.506	1	14.068	6	1500m	1:33.966	2	14.514
1625m	1:38.670	1			1625m	1:41.097	2	
1750m	1:45.710	1	14.204	7	1750m	1:48.321	2	14.355
1875m	1:52.766	1			1875m	1:55.461	2	
2000m	1:59.849	1	14.139	8	2000m	2:02.684	2	14.363
2125m	2:06.932	1			2125m	2:10.068	2	
2250m	2:14.034	1	14.185	9	2250m	2:17.423	2	14.739
2375m	2:21.238	1			2375m	2:24.970	2	
2500m	2:28.418	1	14.384	10	2500m	2:32.433	2	15.010
2625m	2:35.447	1			2625m	2:39.901	2	
2750m	2:42.439	1	14.021	11	2750m	2:47.340	2	14.907
2875m	2:49.437	1			2875m	2:54.932	2	
3000m	2:56.446	1	14.007	12	3000m	3:02.317	2	14.977
3125m	3:03.473	1			3125m	3:09.826	2	
3250m	3:10.550	1	14.104	13	3250m	3:17.259	2	14.942
3375m	3:18.187	1			3375m	3:24.743	2	
3500m	3:28.616	1	18.066	14	3500m	3:32.239	2	14.980
3625m	3:41.155	2			3625m	3:39.760	1	
3750m	3:56.260	2	27.644	15	3750m	3:47.267	1	15.028
3875m					3875m	3:54.801	1	
4000m				16	4000m	4:02.372	2	15.105

Communiqué approved by the Secretary of the Commissaires Panel:

23-26 January 2020

Communiqué no. 49 Rectificatif 1

Men's Team Pursuit / Poursuite par équipe hommes
First Round / Premier tour
Start List / Liste de départ

Fri 24 Jan 2020 - Race distance: 4km

World Record	3:48.012 AUSTRALIA	Pruszkow (POL)	28 FEB 2019
---------------------	--------------------	----------------	-------------

Heat	Race Number	Team / Name	Time
1		UKR - Ukraine	_____
	60	DZHUS Volodymyr	
	61	GLADYSH Roman	
	196	HRYNIV Vitaliy	
2		ITA - Italy	_____
	37	MORO Stefano	
	144	BOSCARO Davide	
	145	GIORDANI Carloalberto	
3		BLR - Belarus	_____
	6	KARALIOK Yauheni	
	7	TSISHKOU Raman	
	76	SHEMETAU Mikhail	
	77	TSISHCHANKA Hardzei	
3		FRA - France	_____
	21	THOMAS Benjamin	
	111	DENIS Thomas	
	112	ERMENAULT Corentin	
3		CAN - Canada	_____
	80	BURTONIK Evan	
	81	ERNST Chris	
	82	FLETT-BROWN Amiel	
3	84	RICHARDSON Sean	

Progression rule:

The winners of heats 2 and 3 in the First round ride the final for the gold and silver medals.
 The remaining three teams will be ranked by their times in the First round and will be paired as follows:
 The two fastest teams ride the final for the bronze medal.

23-26 January 2020

Communiqué no. 49 Rectificatif 1

Men's Team Pursuit / Poursuite par équipe hommes
First Round / Premier tour
Start List / Liste de départ

Fri 24 Jan 2020 - Race distance: 4km

Heat	Race Number	Team / Name	Time
------	-------------	-------------	------

Communiqué approved by the Secretary of the Commissaires Panel:

.....

Note:

The composition of the teams may be subject to change up to 30 minutes before the start of the race.

23-26 January 2020

Communiqué no. 48

**Men's Team Pursuit / Poursuite par équipe hommes
Qualifying / Qualifications
Results / Résultats**

Thu 23 Jan 2020 - Race distance: 4km

World Record	3:48.012 AUSTRALIA	Pruszkow (POL)	28 FEB 2019
---------------------	--------------------	----------------	-------------

Rank	Team / Name	1000m	2000m 1000-2000	3000m 2000-3000	Time 3000-4000	Average Speed km/h
1	FRA - France	1:03.376 (1)	2:00.589 (1)	2:58.470 (1)	3:56.526	60,881
	21 THOMAS Benjamin		57.213 (1)	57.881 (1)	58.056 (1)	
	111 DENIS Thomas					
	112 ERMENAULT Corentin					
	116 TABELLION Valentin (X)					
2	ITA - Italy	1:06.874 (5)	2:05.892 (4)	3:04.640 (4)	4:03.811	59,062
	37 MORO Stefano		59.018 (4)	58.748 (2)	59.171 (2)	
	144 BOSCARO Davide (X)					
	145 GIORDANI Carloalberto					
	146 MASOTTO Giulio					
3	BLR - Belarus	1:06.558 (3)	2:05.190 (3)	3:04.148 (3)	4:04.700	58,848
	6 KARALIOK Yauheni		58.632 (3)	58.958 (3)	1:00.552 (4)	
	7 TSISHKOU Raman (X)					
	76 SHEMETAU Mikhail					
	77 TSISHCHANKA Hardzei					
4	CAN - Canada	1:04.924 (2)	2:03.052 (2)	3:02.733 (2)	4:05.990	58,539
	10 KINNIBURGH Jackson (X)		58.128 (2)	59.681 (4)	1:03.257 (5)	
	80 BURTNİK Evan					
	81 ERNST Chris					
	84 RICHARDSON Sean					
5	UKR - Ukraine	1:06.863 (4)	2:06.714 (5)	3:06.558 (5)	4:07.026	58,293
	60 DZHUS Volodymyr		59.851 (5)	59.844 (5)	1:00.468 (3)	
	61 GLADYSH Roman					
	196 HRYNIV Vitaliy					
	198 VASYLIEV Maksym (X)					

Progression rule:

The five teams recording the best times in the qualifying round will be matched in the First round as follows:

The 5th fastest team ride alone.

The 2nd fastest team against the 3rd fastest team.

The fastest team against the 4th fastest team.

Communiqué approved by the Secretary of the Commissaires Panel:

LEGEND

(X) Rider pulled out before the finish

23-26 January 2020

Men's Team Pursuit / Poursuite par équipe hommes
Qualifying / Qualifications
Race Analysis / Analyse de la course

Heat 1				Heat 2				
Distance	UKR - Ukraine		Lap Time	Lap	Distance	BLR - Belarus		Lap Time
	Time	Rank				Time	Rank	
125m	13.526	2			125m	13.849	4	
250m	21.645	2	21.645	1	250m	21.874	4	21.874
375m	29.396	3			375m	29.521	4	
500m	36.846	3	15.201	2	500m	36.962	4	15.088
625m	44.383	3			625m	44.576	4	
750m	51.857	3	15.011	3	750m	51.882	4	14.920
875m	59.349	4			875m	59.247	3	
1000m	1:06.863	4	15.006	4	1000m	1:06.558	3	14.676
1125m	1:14.263	4			1125m	1:13.960	3	
1250m	1:21.686	4	14.823	5	1250m	1:21.144	3	14.586
1375m	1:29.205	5			1375m	1:28.358	3	
1500m	1:36.770	5	15.084	6	1500m	1:35.601	3	14.457
1625m	1:44.427	5			1625m	1:43.131	3	
1750m	1:51.852	5	15.082	7	1750m	1:50.393	3	14.792
1875m	1:59.194	5			1875m	1:57.855	3	
2000m	2:06.714	5	14.862	8	2000m	2:05.190	3	14.797
2125m	2:14.090	5			2125m	2:12.708	3	
2250m	2:21.519	5	14.805	9	2250m	2:19.989	3	14.799
2375m	2:29.035	5			2375m	2:27.232	3	
2500m	2:36.411	5	14.892	10	2500m	2:34.604	3	14.615
2625m	2:43.845	5			2625m	2:41.925	3	
2750m	2:51.294	5	14.883	11	2750m	2:49.257	3	14.653
2875m	2:58.895	5			2875m	2:56.830	3	
3000m	3:06.558	5	15.264	12	3000m	3:04.148	3	14.891
3125m	3:14.303	5			3125m	3:11.651	3	
3250m	3:21.721	5	15.163	13	3250m	3:19.521	4	15.373
3375m	3:29.073	5			3375m	3:27.047	4	
3500m	3:36.712	5	14.991	14	3500m	3:34.361	4	14.840
3625m	3:44.329	5			3625m	3:41.951	4	
3750m	3:52.157	5	15.445	15	3750m	3:45.659	2	11.298
3875m	3:59.549	5			3875m	3:57.068	3	
4000m	4:07.026	5	14.869	16	4000m	4:04.700	3	19.041

23-26 January 2020

Men's Team Pursuit / Poursuite par équipe hommes
Qualifying / Qualifications
Race Analysis / Analyse de la course

Heat 3				Heat 4				
Distance	FRA - France		Lap Time	Lap	Distance	CAN - Canada		Lap Time
	Time	Rank				Time	Rank	
125m	13.090	1			125m	13.857	5	
250m	20.724	1	20.724	1	250m	21.687	3	21.687
375m	27.853	1			375m	29.024	2	
500m	34.875	1	14.151	2	500m	36.254	2	14.567
625m	42.047	1			625m	43.349	2	
750m	49.145	1	14.270	3	750m	50.428	2	14.174
875m	56.256	1			875m	57.706	2	
1000m	1:03.376	1	14.231	4	1000m	1:04.924	2	14.496
1125m	1:10.656	1			1125m	1:12.161	2	
1250m	1:17.796	1	14.420	5	1250m	1:19.365	2	14.441
1375m	1:24.929	1			1375m	1:26.736	2	
1500m	1:32.015	1	14.219	6	1500m	1:34.018	2	14.653
1625m	1:39.244	1			1625m	1:41.243	2	
1750m	1:46.340	1	14.325	7	1750m	1:48.461	2	14.443
1875m	1:53.447	1			1875m	1:55.826	2	
2000m	2:00.589	1	14.249	8	2000m	2:03.052	2	14.591
2125m	2:07.778	1			2125m	2:10.273	2	
2250m	2:14.993	1	14.404	9	2250m	2:17.694	2	14.642
2375m	2:22.362	1			2375m	2:25.112	2	
2500m	2:29.609	1	14.616	10	2500m	2:32.535	2	14.841
2625m	2:36.981	1			2625m	2:40.140	2	
2750m	2:44.167	1	14.558	11	2750m	2:47.582	2	15.047
2875m	2:51.326	1			2875m	2:55.152	2	
3000m	2:58.470	1	14.303	12	3000m	3:02.733	2	15.151
3125m	3:05.658	1			3125m	3:10.464	2	
3250m	3:12.973	1	14.503	13	3250m	3:18.259	2	15.526
3375m	3:20.124	1			3375m	3:25.944	2	
3500m	3:27.516	1	14.543	14	3500m	3:33.708	2	15.449
3625m	3:34.677	1			3625m	3:41.617	3	
3750m	3:41.939	1	14.423	15	3750m	3:49.676	4	15.968
3875m	3:49.196	1			3875m	3:57.796	4	
4000m	3:56.526	1	14.587	16	4000m	4:05.990	4	16.314

23-26 January 2020

Men's Team Pursuit / Poursuite par équipe hommes
Qualifying / Qualifications
Race Analysis / Analyse de la course

Heat 5

Distance	ITA - Italy		Lap Time	Lap
	Time	Rank		
125m	13.831	3		
250m	21.937	5	21.937	1
375m	29.589	5		
500m	37.198	5	15.261	2
625m	44.584	5		
750m	51.928	5	14.730	3
875m	59.449	5		
1000m	1:06.874	5	14.946	4
1125m	1:14.322	5		
1250m	1:21.825	5	14.951	5
1375m	1:29.157	4		
1500m	1:36.414	4	14.589	6
1625m	1:43.879	4		
1750m	1:51.143	4	14.729	7
1875m	1:58.543	4		
2000m	2:05.892	4	14.749	8
2125m	2:13.402	4		
2250m	2:20.862	4	14.970	9
2375m	2:28.275	4		
2500m	2:35.700	4	14.838	10
2625m	2:42.928	4		
2750m	2:50.099	4	14.399	11
2875m	2:57.333	4		
3000m	3:04.640	4	14.541	12
3125m	3:11.821	4		
3250m	3:19.029	3	14.389	13
3375m	3:26.439	3		
3500m	3:33.985	3	14.956	14
3625m	3:41.455	2		
3750m	3:49.015	3	15.030	15
3875m	3:56.351	2		
4000m	4:03.811	2	14.796	16

Communiqué approved by the Secretary of the Commissaires Panel:

23-26 January 2020

Communiqué no. 47

Men's Team Pursuit / Poursuite par équipe hommes
Qualifying / Qualifications
Start List / Liste de départ

Thu 23 Jan 2020 - Race distance: 4km

World Record	3:48.012 AUSTRALIA	Pruszkow (POL)	28 FEB 2019
---------------------	--------------------	----------------	-------------

Heat	Race Number	Team / Name	Time
1		UKR - Ukraine	_____
	60	DZHUS Volodymyr	
	61	GLADYSH Roman	
	196	HRYNIV Vitaliy	
2		BLR - Belarus	_____
	6	KARALIOK Yauheni	
	7	TSISHKOU Raman	
	76	SHEMETAU Mikhail	
3		FRA - France	_____
	21	THOMAS Benjamin	
	111	DENIS Thomas	
	112	ERMENAULT Corentin	
4		CAN - Canada	_____
	10	KINNIBURGH Jackson	
	80	BURTRNIK Evan	
	81	ERNST Chris	
5		ITA - Italy	_____
	37	MORO Stefano	
	144	BOSCARO Davide	
	145	GIORDANI Carloalberto	
	146	MASOTTO Giulio	

Progression rule:

The five teams recording the best times in the qualifying round will be matched in the First round as follows:

The 5th fastest team ride alone.

The 2nd fastest team against the 3rd fastest team.

The fastest team against the 4th fastest team.

23-26 January 2020

Communiqué no. 47

Men's Team Pursuit / Poursuite par équipe hommes
Qualifying / Qualifications
Start List / Liste de départ

Thu 23 Jan 2020 - Race distance: 4km

Heat	Race Number	Team / Name	Time
------	-------------	-------------	------

Communiqué approved by the Secretary of the Commissaires Panel:

.....

Note:

The composition of the teams may be subject to change up to 30 minutes before the start of the race.

23-26 January 2020

Communiqué no. 66

Men's Omnium / Omnium hommes
World Cup Standings / Classement coupe du monde

As of SAT 25 JAN 2020

Event No 1	Minsk (BLR)	1-3 NOV 2019
Event No 2	Glasgow (GBR)	8-10 NOV 2019
Event No 3	Hong-Kong (HKG)	29 NOV-1 DEC 2019
Event No 4	Cambridge (NZL)	6-8 DEC 2019
Event No 5	Brisbane (AUS)	13-15 DEC 2019
Event No 6	Milton (CAN)	24-26 JAN 2020

Rank	Name	Team Code	Event No 1	Event No 2	Event No 3	Event No 4	Event No 5	Event No 6	Total Points
1	VOLIKAKIS Christos	GRE	250,0	225,0		250,0	375,0	325,0	1425,0
2	KLUGE Roger	GER		110,0	450,0	350,0	450,0		1360,0
3	PRADO JUAREZ Ignacio	MEX		175,0	375,0	225,0	275,0	300,0	1350,0
4	LEUNG Ka Yu	HKG	190,0	120,0	325,0	190,0	120,0	160,0	1105,0
5	van SCHIP Jan Willem	NED	300,0	250,0				500,0	1050,0
6	ZAKHAROV Artyom	KAZ	160,0		160,0	400,0	325,0		1045,0
7	STEWART Campbell	NZL			500,0	500,0			1000,0
8	STANISZEWSKI Daniel	POL				325,0	225,0	450,0	1000,0
9	TSISHKOU Raman	BLR	350,0		110,0	175,0		275,0	910,0
10	HOOVER Gavin	USA		145,0	350,0			400,0	895,0
11	GATE Aaron	NZL		375,0			500,0		875,0
12	THOMAS Benjamin	FRA		500,0				350,0	850,0
13	IMHOF Claudio	SUI	275,0			300,0	250,0		825,0
14	MEYER Cameron	AUS				450,0	350,0		800,0
15	HASHIMOTO Eiya	JPN				375,0	400,0		775,0
16	STEWART Mark	GBR		450,0	300,0				750,0
17	HANSEN Lasse Norman	DEN	375,0	350,0					725,0
18	de VYLDER Lindsay	BEL	205,0	205,0	275,0				685,0
19	GUO Liang	CHN	120,0	90,0		110,0	160,0	205,0	685,0
20	SCHIR Thery	SUI		275,0	400,0				675,0
21	GEE Derek	CAN		325,0	145,0		110,0		580,0
22	OLIVEIRA Rui	POR	400,0	160,0					560,0
23	LAMON Francesco	ITA		400,0	120,0				520,0
24	TORRES BARCELO Albert	ESP	325,0	190,0					515,0
25	WALLS Matthew	GBR	500,0						500,0
26	VIVIANI Elia	ITA	450,0						450,0
27	KHALMURATOV Muradjan	UZB	110,0	70,0	80,0	80,0	80,0		420,0
28	CURUCHET Juan Ignacio	ARG			175,0	160,0	70,0		405,0
29	BEYER Maximilian	GER	175,0					225,0	400,0
30	GLADYSH Roman	UKR				120,0	190,0	90,0	400,0
31	FILUTAS Viktor	HUN		80,0	90,0	130,0	100,0		400,0
32	HAYTER Ethan	GBR						375,0	375,0
33	MATIAS Joao	POR				205,0	145,0		350,0
34	RUDYK Bartosz	POL	225,0		100,0				325,0
35	HOLLOWAY Daniel	USA				145,0	175,0		320,0
36	KARALIOK Yauheni	BLR					300,0		300,0
37	WELSFORD Sam	AUS		300,0					300,0
38	LOVASSY Krisztian	HUN	100,0					190,0	290,0
39	BERTAZZO Liam	ITA				275,0			275,0

23-26 January 2020

Communiqué no. 66

Men's Omnium / Omnium hommes
World Cup Standings / Classement coupe du monde

As of SAT 25 JAN 2020

Rank	Name	Team Code	Event No 1	Event No 2	Event No 3	Event No 4	Event No 5	Event No 6	Total Points
40	OLIVEIRA Ivo	POR						250,0	250,0
41	HAVIK Yoeri	NED			250,0				250,0
42	LEITAO Iuri	POR			225,0				225,0
43	KNEISKY Morgan	FRA					205,0		205,0
44	KUBOKI Kazushige	BGT			205,0				205,0
45	MALMBERG Matias Gunnar	DEN			190,0				190,0
46	CHEN Chien Liang	TPE				100,0	90,0		190,0
47	MARGUET Tristan	SUI						175,0	175,0
48	MORO Stefano	ITA						145,0	145,0
49	KLINE Shane	USA	145,0						145,0
50	LI Wen Chao	TPE			60,0			80,0	140,0
51	ZUAZUBISKAR GALLASTEGI Illart	ESP						130,0	130,0
52	PLEBANI Davide	ITA					130,0		130,0
53	MORA VEDRI Sebastian	ESP			130,0				130,0
54	IMAMURA Shunsuke	JPN		130,0					130,0
55	DZHUS Volodymyr	UKR	130,0						130,0
56	CHALEL Yacine	ALG						120,0	120,0
57	KINNIBURGH Jackson	CAN						110,0	110,0
58	LEZICA Facundo Gabriel	TRD						100,0	100,0
59	SHEMETAU Mikhail	BLR		100,0					100,0
60	EEFTING Roy	NED				90,0			90,0
61	GRONDIN Donovan Vincent	FRA	90,0						90,0
62	MIRALIYEV Sultanmurat	KAZ						70,0	70,0
63	FOLEY Michael	CAN				70,0			70,0
64	SHEN Pingan	CHN			70,0				70,0
65	VASSILENKOV Roman	KAZ		60,0					60,0
66	HRYNIV Vitaliy	UKR		50,0					50,0

Men's Omnium / Omnium hommes

Final Classification / Classement final

Rank	Race No.	Name	Team Code	Scratch Race 1/4	Tempo Race 2/4	Elimination Race 3/4	Sub Total Points	Points Race 4/4 (100 Laps - 25 Km)										Total Points			
								Sprint Points											Lap Points		Finish Order
								1	2	3	4	5	6	7	8	9	10		+	-	
1	45	van SCHIP Jan Willem	NED	38 (2)	40 (1)	38 (2)	116 (1)	5					3	3	3			20		9	150
2	47	STANISZEWSKI Daniel	POL	34 (4)	22 (10)	30 (6)	86 (7)		5				1		5			40		18	137
3	63	HOOVER Gavin	USA	36 (3)	34 (4)	36 (3)	106 (2)		3	3			2					20		8	134
4	24	HAYTER Ethan	GBR	30 (6)	36 (3)	34 (4)	100 (4)	3		1	1		5	5	1	3	2			4	121
5	21	THOMAS Benjamin	FRA	26 (8)	38 (2)	40 (1)	104 (3)		2	2	2				2	2				6	114
6	29	VOLIKAKIS Christos	GRE	28 (7)	32 (5)	32 (5)	92 (6)			5	3									11	100
7	43	PRADO JUAREZ Ignacio	MEX	32 (5)	30 (6)	20 (11)	82 (8)		1								10			1	93
8	7	TSISHKOU Raman	BLR	40 (1)	26 (8)	26 (8)	92 (5)													5	92
9	49	OLIVEIRA Ivo	POR	18 (12)	28 (7)	24 (9)	70 (9)				5									15	75
10	28	BEYER Maximilian	GER	24 (9)	20 (11)	14 (14)	58 (10)					5		2			20	20		17	65
11	13	GUO Liang	CHN	8 (17)	18 (12)	1 (21)	27 (18)					3		1		1	6	20		2	58
12	34	LOVASSY Krisztian	HUN	16 (13)	16 (13)	1 (22)	33 (15)					1					4	20		3	58
13	53	MARGUET Tristan	SUI	22 (10)	12 (15)	4 (19)	38 (13)													13	38
14	31	LEUNG Ka Yu	HKG	6 (18)	10 (16)	16 (13)	32 (16)								5					7	37
15	37	MORO Stefano	ITA	2 (20)	24 (9)	28 (7)	54 (11)	2										20	20		36
16	18	ZUAZUBISKAR GALLASTEGI Illart	ESP	10 (16)	1 (21)	18 (12)	29 (17)					2					20	20		10	31
17	1	CHALEL Yacine	ALG	12 (15)	14 (14)	22 (10)	48 (12)											20		19	28
18	10	KINNIBURGH Jackson	CAN	20 (11)	8 (17)	10 (16)	38 (14)											20		16	18
19	59	LEZICA Facundo Gabriel	TRD	4 (19)	6 (18)	6 (18)	16 (20)	1												14	17
20	61	GLADYSH Roman	UKR	14 (14)	1 (22)	12 (15)	27 (19)											20		21	7
21	56	LI Wen Chao	TPE	1 (21)	4 (19)	8 (17)	13 (21)											20		12	-7
22	41	MIRALIYEV Sultanmurat	KAZ	-39 (22)	2 (20)	2 (20)	-35 (22)											40			-75
								Elapsed Time: 27:48 - Average Speed: 53,930km/h													

Communiqué approved by the Secretary of the Commissaires Panel:

NOTES

Points scale for the first three phases: 1st: 40 points, 2nd: 38 points, 3rd: 36 points, etc.

LEGEND

- Points + Points nn (x) Points No. Numbe

23-26 January 2020

Communiqué no. 65

Men's Omnium / Omnium hommes
Results Progression / Tableau de progression

Rank	Race No.	Name	Team Code	Scratch Race 1/4		Tempo Race 2/4		Elimination Race 3/4		Points Race 4/4	
				Rank	Points	Rank	Points	Rank	Points	Points	
1	45	van SCHIP Jan Willem	NED	Race result:	2	38	1	40	2	38	34
				Overall:	2	38	1	78	1	116	
2	47	STANISZEWSKI Daniel	POL	Race result:	4	34	10	22	6	30	51
				Overall:	4	34	8	56	7	86	
3	63	HOOVER Gavin	USA	Race result:	3	36	4	34	3	36	28
				Overall:	3	36	2	70	2	106	
4	24	HAYTER Ethan	GBR	Race result:	6	30	3	36	4	34	21
				Overall:	6	30	3	66	4	100	
5	21	THOMAS Benjamin	FRA	Race result:	8	26	2	38	1	40	10
				Overall:	8	26	5	64	3	104	
6	29	VOLIKAKIS Christos	GRE	Race result:	7	28	5	32	5	32	8
				Overall:	7	28	7	60	6	92	
7	43	PRADO JUAREZ Ignacio	MEX	Race result:	5	32	6	30	11	20	11
				Overall:	5	32	6	62	8	82	
8	7	TSISHKOU Raman	BLR	Race result:	1	40	8	26	8	26	0
				Overall:	1	40	4	66	5	92	
9	49	OLIVEIRA Ivo	POR	Race result:	12	18	7	28	9	24	5
				Overall:	12	18	9	46	9	70	
10	28	BEYER Maximilian	GER	Race result:	9	24	11	20	14	14	7
				Overall:	9	24	10	44	10	58	
11	13	GUO Liang	CHN	Race result:	17	8	12	18	21	1	31
				Overall:	17	8	15	26	18	27	
12	34	LOVASSY Krisztian	HUN	Race result:	13	16	13	16	22	1	25
				Overall:	13	16	12	32	15	33	
13	53	MARGUET Tristan	SUI	Race result:	10	22	15	12	19	4	0
				Overall:	10	22	11	34	13	38	
14	31	LEUNG Ka Yu	HKG	Race result:	18	6	16	10	13	16	5
				Overall:	18	6	17	16	16	32	
15	37	MORO Stefano	ITA	Race result:	20	2	9	24	7	28	-18
				Overall:	20	2	14	26	11	54	
16	18	ZUAZUBISKAR GALLASTEGI Illart	ESP	Race result:	16	10	21	1	12	18	2
				Overall:	16	10	19	11	17	29	
17	1	CHALEL Yacine	ALG	Race result:	15	12	14	14	10	22	-20
				Overall:	15	12	16	26	12	48	
18	10	KINNIBURGH Jackson	CAN	Race result:	11	20	17	8	16	10	-20
				Overall:	11	20	13	28	14	38	
19	59	LEZICA Facundo Gabriel	TRD	Race result:	19	4	18	6	18	6	1
				Overall:	19	4	20	10	20	16	
20	61	GLADYSH Roman	UKR	Race result:	14	14	22	1	15	12	-20
				Overall:	14	14	18	15	19	27	
21	56	LI Wen Chao	TPE	Race result:	21	1	19	4	17	8	-20
				Overall:	21	1	21	5	21	13	
22	41	MIRALIYEV Sultanmurat	KAZ	Race result:	22		20	2	20	2	-40
				Overall:	22		22	-37	22	-35	

23-26 January 2020

Communiqué no. 65

Men's Omnium / Omnium hommes

Results Progression / Tableau de progression

Rank	Race No.	Name	Team Code	Scratch Race 1/4		Tempo Race 2/4		Elimination Race 3/4		Points Race 4/4
				Rank	Points	Rank	Points	Rank	Points	Points

Note:
Points scale for the first 4 phases : 1st: 40 points, 2nd: 38 points, 3rd: 36 points, etc.

LEGEND
No. Number

23-26 January 2020

Communiqué no. 63 Rectificatif 1

**Men's Omnium / Omnium hommes
Points Race 4\4 / Course aux points 4\4
Start List / Liste de départ**

Sat 25 Jan 2020 - Race distance: 100 laps (25km) with 10 sprints

Race Number	Name	Team Code
-------------	------	-----------

At the fence

45	van SCHIP Jan Willem	NED
21	THOMAS Benjamin	FRA
7	TSISHKOU Raman	BLR
47	STANISZEWSKI Daniel	POL
49	OLIVEIRA Ivo	POR
37	MORO Stefano	ITA
53	MARGUET Tristan	SUI
34	LOVASSY Krisztian	HUN
18	ZUAZUBISKAR GALLASTEGI Illart	ESP
61	GLADYSH Roman	UKR
56	LI Wen Chao	TPE

At the blue band

63	HOOVER Gavin	USA
24	HAYTER Ethan	GBR
29	VOLIKAKIS Christos	GRE
43	PRADO JUAREZ Ignacio	MEX
28	BEYER Maximilian	GER
1	CHALEL Yacine	ALG
10	KINNIBURGH Jackson	CAN
31	LEUNG Ka Yu	HKG
13	GUO Liang	CHN
59	LEZICA Facundo Gabriel	TRD
41	MIRALIYEV Sultanmurat	KAZ

Communiqué approved by the Secretary of the Commissaires Panel:

.....

23-26 January 2020

Communiqué no. 61

Men's Omnium / Omnium hommes
Elimination Race 3\4 / Course par élimination 3\4
Results / Résultats

Elapsed time: 14:02

Average Speed: 51,261km/h

Rank	Race Number	Name	Team Code
1	21	THOMAS Benjamin	FRA
2	45	van SCHIP Jan Willem	NED
3	63	HOOVER Gavin	USA
4	24	HAYTER Ethan	GBR
5	29	VOLIKAKIS Christos	GRE
6	47	STANISZEWSKI Daniel	POL
7	37	MORO Stefano	ITA
8	7	TSISHKOU Raman	BLR
9	49	OLIVEIRA Ivo	POR
10	1	CHALEL Yacine	ALG
11	43	PRADO JUAREZ Ignacio	MEX
12	18	ZUAZUBISKAR GALLASTEGI Illart	ESP
13	31	LEUNG Ka Yu	HKG
14	28	BEYER Maximilian	GER
15	61	GLADYSH Roman	UKR
16	10	KINNIBURGH Jackson	CAN
17	56	LI Wen Chao	TPE
18	59	LEZICA Facundo Gabriel	TRD
19	53	MARGUET Tristan	SUI
20	41	MIRALIYEV Sultanmurat	KAZ
21	13	GUO Liang	CHN
22	34	LOVASSY Krisztian	HUN

Communiqué approved by the Secretary of the Commissaires Panel:

23-26 January 2020

Communiqué no. 60

Men's Omnium / Omnium hommes
Elimination Race 3¼ / Course par élimination 3¼
Start List / Liste de départ

Race Number	Name	Team Code
-------------	------	-----------

At the fence

45	van SCHIP Jan Willem	NED
63	HOOVER Gavin	USA
24	HAYTER Ethan	GBR
47	STANISZEWSKI Daniel	POL
49	OLIVEIRA Ivo	POR
34	LOVASSY Krisztian	HUN
53	MARGUET Tristan	SUI
61	GLADYSH Roman	UKR
13	GUO Liang	CHN
18	ZUAZUBISKAR GALLASTEGI Illart	ESP
31	LEUNG Ka Yu	HKG

At the blue band

43	PRADO JUAREZ Ignacio	MEX
21	THOMAS Benjamin	FRA
7	TSISHKOU Raman	BLR
29	VOLIKAKIS Christos	GRE
28	BEYER Maximilian	GER
10	KINNIBURGH Jackson	CAN
59	LEZICA Facundo Gabriel	TRD
1	CHALEL Yacine	ALG
37	MORO Stefano	ITA
56	LI Wen Chao	TPE
41	MIRALIYEV Sultanmurat	KAZ

Communiqué approved by the Secretary of the Commissaires Panel:

.....

23-26 January 2020

Communiqué no. 58 Rectificatif 2

Men's Omnium / Omnium hommes
Tempo Race 2\4 / Course tempo 2\4
Results / Résultats

Sat 25 Jan 2020 - Race distance: 40 laps (10km)

Elapsed time: 11:09

Average Speed: 53,741km/h

Rank	Race No.	Name	Team Code	Sprints Won	Lap Points			Finish Order	Total Points
					+	-	Balance		
1	45	van SCHIP Jan Willem	NED	6, 9, 10, 11, 12, 26, 27, 28, 29, 30, 31	40		40	18	51
2	21	THOMAS Benjamin	FRA	5, 8, 20, 24, 33,36	40		40	5	47
3	24	HAYTER Ethan	GBR	4, 7, 23, 25, 34, 35	40		40	16	46
4	63	HOOVER Gavin	USA	2, 3	40		40	11	42
5	29	VOLIKAKIS Christos	GRE		40		40	14	40
6	43	PRADO JUAREZ Ignacio	MEX	14, 15, 16, 17, 18, 19	20		20	6	26
7	49	OLIVEIRA Ivo	POR	13	20		20	15	21
8	7	TSISHKOU Raman	BLR	32	20		20	17	21
9	37	MORO Stefano	ITA		20		20	12	20
10	47	STANISZEWSKI Daniel	POL		20		20	21	20
11	28	BEYER Maximilian	GER	1, 22				22	2
12	13	GUO Liang	CHN	37				1	1
13	34	LOVASSY Krisztian	HUN	21				10	1
14	1	CHALEL Yacine	ALG					2	0
15	53	MARGUET Tristan	SUI					4	0
16	31	LEUNG Ka Yu	HKG					7	0
17	10	KINNIBURGH Jackson	CAN					8	0
18	59	LEZICA Facundo Gabriel	TRD					9	0
19	56	LI Wen Chao	TPE					20	0
20	41	MIRALIYEV Sultanmurat	KAZ		20		-20	3	-20
21	18	ZUAZUBISKAR GALLASTEGI Illart	ESP		20		-20	13	-20
22	61	GLADYSH Roman	UKR		20		-20	19	-20

Communiqué approved by the Secretary of the Commissaires Panel:

LEGEND				
-	Points lost	+	Points gained	No. Number

23-26 January 2020

Communiqué no. 57

Men's Omnium / Omnium hommes
Tempo Race 2\4 / Course tempo 2\4
Start List / Liste de départ

Sat 25 Jan 2020 - Race distance: 40 laps (10km)

Race Number	Name	Team Code
At the fence		
7	TSISHKOU Raman	BLR
63	HOOVER Gavin	USA
43	PRADO JUAREZ Ignacio	MEX
29	VOLIKAKIS Christos	GRE
28	BEYER Maximilian	GER
10	KINNIBURGH Jackson	CAN
34	LOVASSY Krisztian	HUN
1	CHALEL Yacine	ALG
13	GUO Liang	CHN
59	LEZICA Facundo Gabriel	TRD
56	LI Wen Chao	TPE
At the blue band		
45	van SCHIP Jan Willem	NED
47	STANISZEWSKI Daniel	POL
24	HAYTER Ethan	GBR
21	THOMAS Benjamin	FRA
53	MARGUET Tristan	SUI
49	OLIVEIRA Ivo	POR
61	GLADYSH Roman	UKR
18	ZUAZUBISKAR GALLASTEGI Illart	ESP
31	LEUNG Ka Yu	HKG
37	MORO Stefano	ITA
41	MIRALIYEV Sultanmurat	KAZ

Communiqué approved by the Secretary of the Commissaires Panel:

23-26 January 2020

Communiqué no. 55

Men's Omnium / Omnium hommes
Scratch Race 1\4 / Course scratch 1\4
Results / Résultats

Sat 25 Jan 2020 - Race distance: 40 laps (10km)

Elapsed time: 11:09

Average Speed: 53,785km/h

Rank	Race Number	Name	Team Code	Laps Down
1	7	TSISHKOU Raman	BLR	
2	45	van SCHIP Jan Willem	NED	
3	63	HOOVER Gavin	USA	
4	47	STANISZEWSKI Daniel	POL	
5	43	PRADO JUAREZ Ignacio	MEX	
6	24	HAYTER Ethan	GBR	-1
7	29	VOLIKAKIS Christos	GRE	-1
8	21	THOMAS Benjamin	FRA	-1
9	28	BEYER Maximilian	GER	-1
10	53	MARGUET Tristan	SUI	-1
11	10	KINNIBURGH Jackson	CAN	-1
12	49	OLIVEIRA Ivo	POR	-1
13	34	LOVASSY Krisztian	HUN	-1
14	61	GLADYSH Roman	UKR	-1
15	1	CHALEL Yacine	ALG	-1
16	18	ZUAZUBISKAR GALLASTEGI Illart	ESP	-1
17	13	GUO Liang	CHN	-1
18	31	LEUNG Ka Yu	HKG	-1
19	59	LEZICA Facundo Gabriel	TRD	-1
20	37	MORO Stefano	ITA	-1
21	56	LI Wen Chao	TPE	-1
22	41	MIRALIYEV Sultanmurat	KAZ	-3

Communiqué approved by the Secretary of the Commissaires Panel:

23-26 January 2020

Communiqué no. 54

Men's Omnium / Omnium hommes
Scratch Race 1\4 / Course scratch 1\4
Start List / Liste de départ

Sat 25 Jan 2020 - Race distance: 40 laps (10km)

Race Number	Name	Team Code
-------------	------	-----------

At the fence

21	THOMAS Benjamin	FRA
45	van SCHIP Jan Willem	NED
7	TSISHKOU Raman	BLR
13	GUO Liang	CHN
63	HOOVER Gavin	USA
28	BEYER Maximilian	GER
34	LOVASSY Krisztian	HUN
56	LI Wen Chao	TPE
41	MIRALIYEV Sultanmurat	KAZ
1	CHALEL Yacine	ALG
59	LEZICA Facundo Gabriel	TRD

At the blue band

29	VOLIKAKIS Christos	GRE
31	LEUNG Ka Yu	HKG
43	PRADO JUAREZ Ignacio	MEX
47	STANISZEWSKI Daniel	POL
61	GLADYSH Roman	UKR
24	HAYTER Ethan	GBR
18	ZUAZUBISKAR GALLASTEGI Illart	ESP
37	MORO Stefano	ITA
53	MARGUET Tristan	SUI
49	OLIVEIRA Ivo	POR
10	KINNIBURGH Jackson	CAN

Communiqué approved by the Secretary of the Commissaires Panel:

23-26 January 2020

Communiqué no. 69

Men's Madison / Madison hommes
World Cup Standings / Classement coupe du monde
 As of SUN 26 JAN 2020

Event No 1	Minsk (BLR)	1-3 NOV 2019
Event No 2	Glasgow (GBR)	8-10 NOV 2019
Event No 3	Hong-Kong (HKG)	29 NOV-1 DEC 2019
Event No 4	Cambridge (NZL)	6-8 DEC 2019
Event No 5	Brisbane (AUS)	13-15 DEC 2019
Event No 6	Milton (CAN)	24-26 JAN 2020

Rank	Name	Team Code	Event No 1	Event No 2	Event No 3	Event No 4	Event No 5	Event No 6	Total Points
1	ITALY	ITA	300,0	350,0	175,0	400,0	350,0	250,0	1825,0
2	FRANCE	FRA	450,0	500,0			400,0	400,0	1750,0
3	SWITZERLAND	SUI	250,0	225,0	375,0	160,0	375,0	350,0	1735,0
4	GREAT BRITAIN	GBR	350,0	450,0	400,0			450,0	1650,0
5	HONG KONG, CHINA	HKG	190,0	175,0	205,0	250,0	325,0	275,0	1420,0
6	IRELAND	IRL	130,0	190,0	300,0	275,0	225,0	300,0	1420,0
7	NEW ZEALAND	NZL			450,0	500,0	450,0		1400,0
8	AUSTRALIA	AUS		400,0		450,0	500,0		1350,0
9	AUSTRIA	AUT	205,0	275,0	160,0	300,0	190,0	175,0	1305,0
10	SPAIN	ESP	400,0	375,0	350,0			160,0	1285,0
11	NETHERLANDS	NED	325,0	205,0	250,0			500,0	1280,0
12	RUSSIAN FEDERATION	RUS		145,0	275,0	325,0	300,0	225,0	1270,0
13	PORTUGAL	POR	225,0	250,0	145,0	205,0		325,0	1150,0
14	UNITED STATES OF AMERICA	USA	160,0			375,0	205,0	375,0	1115,0
15	GERMANY	GER	275,0	300,0	500,0				1075,0
16	BELARUS	BLR	175,0	160,0	130,0	190,0	175,0	205,0	1035,0
17	BELGIUM	BEL	375,0	325,0	325,0				1025,0
18	POLAND	POL			190,0	350,0	275,0		815,0
19	UKRAINE	UKR	145,0			175,0	160,0	190,0	670,0
20	DENMARK	DEN	500,0						500,0
21	TEAM BRIDGESTONE CYCLING	BGT			225,0		250,0		475,0
22	PEOPLE'S REPUBLIC OF CHINA	CHN			120,0	160,0	160,0		440,0
23	CHILE	CHI			120,0	160,0			280,0
24	JAPAN	JPN				225,0			225,0
25	CANADA	CAN						145,0	145,0

23-26 January 2020

Communiqué no. 68

Men's Madison / Madison hommes
Results / Résultats

Sun 26 Jan 2020 - Race distance: 200 laps (50km) with 20 sprints

 Elapsed time: **54:03**

 Average Speed: **55,495km/h**

Rank	Race Number	Team Name	Sprint Number																				Lap Points			Finish Order	Points	
			1	2	3	4	5	6	7	8	9	10	11	12	13	14	15	16	17	18	19	20	+	-	Balance			
1	2	NED - Netherlands	3	1	5				2	5		3	2	5		5	5	2	5		3	10	20		20	1	76	
		Black HAVIK Yoeri																										
		Red van SCHIP Jan Willem																										
2	15	GBR - Great Britain			3			5		3	5		1	3	1		2	3		2		2	20		20	4	50	
		Black HAYTER Ethan																										
		Red WOOD Oliver																										
3	1	FRA - France	2			1	5	1	5	1		5	5		2		3		3	3	2					5	38	
		Black GRONDIN Donavan Vincent																										
		Red THOMAS Benjamin																										
4	10	USA - United States		5				2		2	3						1	1					20		20	7	34	
		Black HOLLOWAY Daniel																										
		Red HOOVER Gavin																										
5	11	SUI - Switzerland	5				2		1				3		3				5			1	6				2	26
		Black MARGUET Tristan																										
		Red SELENATI Nico																										
6	5	POR - Portugal				5	1					2		1						2			4				3	15
		Black LEITAO Iuri																										
		Red MATIAS Joao																										
7	7	IRL - Ireland						3				1								5	5						10	14
		Black DOWNEY Mark																										
		Red RYAN Fintan																										
8	9	HKG - Hong Kong, China				3									5					1	1						11	10
		Black LEUNG Chun Wing																										
		Red CHEUNG King Lok																										
9	4	ITA - Italy				2			3					2													8	7
		Black MORO Stefano																										
		Red GIORDANI Carloalberto																										
10	14	RUS - Russian Federation		2	2											1											6	5
		Black MANAKOV Viktor																										
		Red SVESHNIKOV Kirill																										
11	13	BLR - Belarus					3									2											9	5
		Black KARALIOK Yauheni																										
		Red SHEMETAU Mikhail																										
12	8	UKR - Ukraine			1							2					3							20		-20	13	-14
		Black DZHUS Volodymyr																										
		Red HRYNIV Vitaliy																										
13	3	AUT - Austria																						20		-20	12	-20
		Black MASTALLER Stefan																										
		Red MATZNER Stefan																										
14	6	ESP - Spain																						20		-20	14	-20
		Black ZUAZUBISKAR GALLASTEGI Illart																										
		Red PELEGRI FERRANDIS Oscar																										
15	16	CAN - Canada	1	3							1														60	-60		DNF
		Black KINNIBURGH Jackson																										
		Red PICKRELL Riley																										

23-26 January 2020

Communiqué no. 67 Rectificatif 1

Men's Madison / Madison hommes

Start List / Liste de départ

Sun 26 Jan 2020 - Race distance: 200 laps (50km) with 20 sprints

Race Number	Team	Colour	Name
At the fence			
1	FRA - France	BLACK RED	GRONDIN Donovan Vincent THOMAS Benjamin
2	NED - Netherlands	BLACK RED	HAVIK Yoeri van SCHIP Jan Willem
3	AUT - Austria	BLACK RED	MASTALLER Stefan MATZNER Stefan
4	ITA - Italy	BLACK RED	MORO Stefano GIORDANI Carloalberto
5	POR - Portugal	BLACK RED	LEITAO Iuri MATIAS Joao
6	ESP - Spain	BLACK RED	ZUAZUBISKAR GALLASTEGI Illart PELEGRI FERRANDIS Oscar
7	IRL - Ireland	BLACK RED	DOWNEY Mark RYAN Fintan
8	UKR - Ukraine	BLACK RED	DZHUS Volodymyr HRYNIV Vitaliy
At the blue band			
9	HKG - Hong Kong, China	BLACK RED	LEUNG Chun Wing CHEUNG King Lok
10	USA - United States	BLACK RED	HOLLOWAY Daniel HOOVER Gavin
11	SUI - Switzerland	BLACK RED	MARGUET Tristan SELENATI Nico
12	POL - Poland	BLACK RED	STANISZEWSKI Daniel PSZCZOLARSKI Wojciech
13	BLR - Belarus	BLACK RED	KARALIOK Yauheni SHEMETAU Mikhail
14	RUS - Russian Federation	BLACK RED	MANAKOV Viktor SVESHNIKOV Kirill

23-26 January 2020

Communiqué no. 67 Rectificatif 1

Men's Madison / Madison hommes

Start List / Liste de départ

Sun 26 Jan 2020 - Race distance: 200 laps (50km) with 20 sprints

Race Number	Team	Colour	Name
15	GBR - Great Britain	BLACK RED	HAYTER Ethan WOOD Oliver
16	CAN - Canada	BLACK RED	KINNIBURGH Jackson PICKRELL Riley

Communiqué approved by the Secretary of the Commissaires Panel:

.....

23-26 January 2020

Communiqué no. 100

Women's Team Sprint / Vitesse par équipe femmes

World Cup Standings / Classement coupe du monde

As of FRI 24 JAN 2020

Event No 1	Minsk (BLR)	1-3 NOV 2019
Event No 2	Glasgow (GBR)	8-10 NOV 2019
Event No 3	Hong-Kong (HKG)	29 NOV-1 DEC 2019
Event No 4	Cambridge (NZL)	6-8 DEC 2019
Event No 5	Brisbane (AUS)	13-15 DEC 2019
Event No 6	Milton (CAN)	24-26 JAN 2020

Rank	Name	Team Code	Event No 1	Event No 2	Event No 3	Event No 4	Event No 5	Event No 6	Total Points
1	POLAND	POL	300,0	275,0	375,0	450,0	500,0	450,0	2350,0
2	PEOPLE'S REPUBLIC OF CHINA	CHN	325,0	450,0	450,0	350,0	325,0		1900,0
3	RUSSIAN FEDERATION	RUS	450,0	500,0	250,0		450,0		1650,0
4	SPAIN	ESP	275,0	225,0	175,0	250,0	225,0	300,0	1450,0
5	LITHUANIA	LTU	350,0	375,0	300,0			400,0	1425,0
6	COLOMBIA	COL	250,0	250,0		275,0	300,0	325,0	1400,0
7	MEXICO	MEX			350,0	325,0	250,0	375,0	1300,0
8	UKRAINE	UKR	225,0	160,0	225,0	300,0	275,0		1185,0
9	NEW ZEALAND	NZL			190,0	500,0	375,0		1065,0
10	KOREA	KOR	205,0	190,0	205,0	225,0	205,0		1030,0
11	NETHERLANDS	NED	375,0	350,0	275,0				1000,0
12	CORIMA YULONG CYCLING TEAM	CYT		300,0	325,0		350,0		975,0
13	GAZPROM - RUSVELO	RVL	500,0			400,0			900,0
14	TEAM ERDGAS.2012	ERD	400,0	400,0					800,0
15	AUSTRALIA	AUS				375,0	400,0		775,0
16	ITALY	ITA		205,0	160,0			350,0	715,0
17	INDONESIA	INA	190,0	175,0	145,0				510,0
18	CANADA	CAN						500,0	500,0
19	GERMANY	GER			500,0				500,0
20	CHINA NATIONAL TRACK STARS	CNS			400,0				400,0
21	GREAT BRITAIN	GBR		325,0					325,0
22	P2M	PTM						275,0	275,0

23-26 January 2020

Communiqué no. 99

Women's Team Sprint / Vitesse par équipe femmes

Final Classification / Classement final

World Record	32.034 CHN - China	Saint-Quentin-En-Yvelines (FRA)	18 FEB 2015
---------------------	--------------------	---------------------------------	-------------

Rank	Team / Name	Lap 1	Time Lap 1-2	Average Speed km/h
Final for Gold				
GOLD	1 CAN - Canada	19.107	33.012	54,526
	87 GENEST Lauriane		13.905	
	89 MITCHELL Kelsey			
SILVER	2 POL - Poland	19.190	33.285	54,078
	174 KARWACKA Marlena		14.095	
	175 LOS Urszula			
Final for Bronze				
BRONZE	3 LTU - Lithuania	19.255	33.562	53,632
	163 KRUPECKAITE Simona		14.307	
	164 MAROZAITE Migle			
	4 MEX - Mexico	19.155	33.604	53,565
	165 SALAZAR VALLES Jessica		14.449	
	166 VERDUGO OSUNA Yuli			
Placed after First Round				
	5 ITA - Italy			
	148 BISSOLATI Elena			
	150 VECE Miriam			
	6 COL - Colombia			
	98 BAYONA PINEDA Martha			
	99 GAVIRIA RENDON Juliana			
	7 ESP - Spain			
	108 CALVO BARBERO Tania			
	109 CASAS ROIGE Helena			
	8 PTM - P2m			
	179 ORBAN Sarah			
	180 WALSH Amelia			

Communiqué approved by the Secretary of the Commissaires Panel:

Note:
Riders are presented in their starting order.

23-26 January 2020

Women's Team Sprint / Vitesse par équipe femmes
Finals / Finales
Race Analysis / Analyse de la course

GOLD

Distance	CAN - Canada			Lap	Distance	POL - Poland		
	Time	Rank	Lap Time			Time	Rank	Lap Time
125m	11.760	2			125m	11.750	1	
250m	19.107	1	19.107	1	250m	19.190	2	19.190
375m	26.050	1			375m	26.199	2	
500m	33.012	1	13.905	2	500m	33.285	2	14.095

BRONZE

Distance	MEX - Mexico			Lap	Distance	LTU - Lithuania		
	Time	Rank	Lap Time			Time	Rank	Lap Time
125m	11.701	1			125m	11.796	2	
250m	19.155	1	19.155	1	250m	19.255	2	19.255
375m	26.448	2			375m	26.387	1	
500m	33.604	4	14.449	2	500m	33.562	3	14.307

Communiqué approved by the Secretary of the Commissaires Panel:

23-26 January 2020

Communiqué no. 98

**Women's Team Sprint / Vitesse par équipe femmes
 Finals / Finales
 Start List / Liste de départ**

Fri 24 Jan 2020 - Race distance: 2 laps

World Record	32.034 CHN - China	Saint-Quentin-En-Yvelines (FRA)	18 FEB 2015
---------------------	--------------------	---------------------------------	-------------

Heat	Race Number	Team / Name	Time
FOR BRONZE		MEX - Mexico	_____
	165	SALAZAR VALLES Jessica	
	166	VERDUGO OSUNA Yuli	
		LTU - Lithuania	_____
	164	MAROZAITE Migle	
	163	KRUPECKAITE Simona	
FOR GOLD		CAN - Canada	_____
	87	GENEST Lauriane	
	89	MITCHELL Kelsey	
		POL - Poland	_____
	174	KARWACKA Marlena	
	175	LOS Urszula	

Communiqué approved by the Secretary of the Commissaires Panel:

.....

Note:
 The composition of the teams may be subject to change up to 30 minutes before the start of the race. Sorted in the order given by the team.

23-26 January 2020

Communiqué no. 97

Women's Team Sprint / Vitesse par équipe femmes
First Round / Premier tour
Results / Résultats

Fri 24 Jan 2020 - Race distance: 2 laps

World Record	32.034 CHN - China	Saint-Quentin-En-Yvelines (FRA)	18 FEB 2015
---------------------	--------------------	---------------------------------	-------------

Heat	Rank	Team / Name	Lap 1	Time Lap 1-2	Average Speed km/h
1	1	CAN - Canada	19.307	33.317	54,026
		87 GENEST Lauriane			
	89 MITCHELL Kelsey				
	2	PTM - P2m	19.716	34.315	52,455
		179 ORBAN Sarah			
	180 WALSH Amelia				
2	1	LTU - Lithuania	19.389	33.645	53,500
		163 KRUPECKAITE Simona			
	164 MAROZAITE Migle				
	2	ITA - Italy	19.264	34.027	52,899
		148 BISSOLATI Elena			
	150 VECE Miriam				
3	1	POL - Poland	19.287	33.322	54,018
		174 KARWACKA Marlena			
	175 LOS Urszula				
	2	ESP - Spain	19.665	34.165	52,685
		108 CALVO BARBERO Tania			
	109 CASAS ROIGE Helena				
4	1	MEX - Mexico	19.101	33.427	53,849
		165 SALAZAR VALLES Jessica			
	166 VERDUGO OSUNA Yuli				
	2	COL - Colombia	19.929	34.085	52,809
		98 BAYONA PINEDA Martha			
	99 GAVIRIA RENDON Juliana				

Progression rule:

The fastest two winning teams race for the gold and silver medals, and the other two winning teams race for the bronze medal. Losers are classified from 5th to 8th place by their times in the First Round.

Communiqué approved by the Secretary of the Commissaires Panel:

Note:

Riders are presented in their starting order.

LEGEND
QB Qualified for Bronze **QG** Qualified for Gold

23-26 January 2020

Women's Team Sprint / Vitesse par équipe femmes
First Round / Premier tour
Race Analysis / Analyse de la course

Heat 1

CAN - Canada				Lap	PTM - P2m			
Distance	Time	Rank	Lap Time		Distance	Time	Rank	Lap Time
125m	11.898	1			125m	12.051	2	
250m	19.307	1	19.307	1	250m	19.716	2	19.716
375m	26.325	1			375m	27.006	2	
500m	33.317	1	14.010	2	500m	34.315	2	14.599

Heat 2

LTU - Lithuania				Lap	ITA - Italy			
Distance	Time	Rank	Lap Time		Distance	Time	Rank	Lap Time
125m	11.857	1			125m	11.866	2	
250m	19.389	2	19.389	1	250m	19.264	1	19.264
375m	26.445	1			375m	26.598	2	
500m	33.645	1	14.256	2	500m	34.027	2	14.763

Heat 3

POL - Poland				Lap	ESP - Spain			
Distance	Time	Rank	Lap Time		Distance	Time	Rank	Lap Time
125m	11.813	1			125m	12.082	2	
250m	19.287	1	19.287	1	250m	19.665	2	19.665
375m	26.238	1			375m	26.888	2	
500m	33.322	1	14.035	2	500m	34.165	2	14.500

Heat 4

MEX - Mexico				Lap	COL - Colombia			
Distance	Time	Rank	Lap Time		Distance	Time	Rank	Lap Time
125m	11.706	1			125m	12.209	2	
250m	19.101	1	19.101	1	250m	19.929	2	19.929
375m	26.225	1			375m	27.002	2	
500m	33.427	1	14.326	2	500m	34.085	2	14.156

Communiqué approved by the Secretary of the Commissaires Panel:

23-26 January 2020

Communiqué no. 96

Women's Team Sprint / Vitesse par équipe femmes
First Round / Premier tour
Start List / Liste de départ

Fri 24 Jan 2020 - Race distance: 2 laps

World Record	32.034 CHN - China	Saint-Quentin-En-Yvelines (FRA)	18 FEB 2015
---------------------	--------------------	---------------------------------	-------------

Heat	Race Number	Team / Name	Time
1		CAN - Canada	_____
	87	GENEST Lauriane	
	89	MITCHELL Kelsey	
		PTM - P2m	_____
	180	WALSH Amelia	
	179	ORBAN Sarah	
2		LTU - Lithuania	_____
	164	MAROZAITE Migle	
	163	KRUPECKAITE Simona	
		ITA - Italy	_____
	150	VECE Miriam	
	148	BISSOLATI Elena	
3		POL - Poland	_____
	174	KARWACKA Marlena	
	175	LOS Urszula	
		ESP - Spain	_____
	108	CALVO BARBERO Tania	
	109	CASAS ROIGE Helena	

23-26 January 2020

Communiqué no. 96

**Women's Team Sprint / Vitesse par équipe femmes
First Round / Premier tour
Start List / Liste de départ**

Fri 24 Jan 2020 - Race distance: 2 laps

Heat	Race Number	Team / Name	Time
4		MEX - Mexico	_____
	165	SALAZAR VALLES Jessica	
	166	VERDUGO OSUNA Yuli	
		COL - Colombia	_____
	98	BAYONA PINEDA Martha	
	99	GAVIRIA RENDON Juliana	

Progression rule:

The fastest two winning teams race for the gold and silver medals, and the other two winning teams race for the bronze medal. Losers are classified from 5th to 8th place by their times in the First Round.

Communiqué approved by the Secretary of the Commissaires Panel:

.....

Note:

The composition of the teams may be subject to change up to 30 minutes before the start of the race. Sorted in the order given by the team.

23-26 January 2020
Communiqué no. 95

**Women's Team Sprint / Vitesse par équipe femmes
Qualifying / Qualifications
Results / Résultats**

Fri 24 Jan 2020 - Race distance: 2 laps

World Record	32.034 CHN - China	Saint-Quentin-En-Yvelines (FRA)	18 FEB 2015
---------------------	--------------------	---------------------------------	-------------

Rank	Team / Name	Lap 1	Time Lap 1-2	Average Speed km/h
1	MEX - Mexico 165 SALAZAR VALLES Jessica 166 VERDUGO OSUNA Yuli	19.135 (1)	33.359 (1) 14.224 (1)	53,958
2	POL - Poland 174 KARWACKA Marlena 175 LOS Urszula	19.347 (4)	33.648 (2) 14.301 (2)	53,495
3	LTU - Lithuania 164 MAROZAITIE Migle 163 KRUPECKAITE Simona	19.292 (3)	33.669 (3) 14.377 (3)	53,462
4	CAN - Canada 87 GENEST Lauriane 89 MITCHELL Kelsey	19.375 (5)	33.947 (4) 14.572 (6)	53,024
5	PTM - P2m 180 WALSH Amelia 179 ORBAN Sarah	19.783 (7)	34.185 (5) 14.402 (4)	52,655
6	ITA - Italy 150 VECE Miriam 148 BISSOLATI Elena	19.234 (2)	34.234 (6) 15.000 (8)	52,579
7	ESP - Spain 108 CALVO BARBERO Tania 109 CASAS ROIGE Helena	19.567 (6)	34.295 (7) 14.728 (7)	52,486
8	COL - Colombia 98 BAYONA PINEDA Martha 99 GAVIRIA RENDON Juliana	19.891 (8)	34.302 (8) 14.411 (5)	52,475

Progression rule:

Fastest 8 teams qualify for the first round.

Communiqué approved by the Secretary of the Commissaires Panel:

Note:

Riders are presented in their starting order.

23-26 January 2020

Women's Team Sprint / Vitesse par équipe femmes
Qualifying / Qualifications
Race Analysis / Analyse de la course

Heat 1					Heat 2				
Distance	PTM - P2m		Lap Time	Lap	Distance	CAN - Canada		Lap Time	
	Time	Rank				Time	Rank		
125m	12.097	7			125m	11.987	5		
250m	19.783	7	19.783	1	250m	19.375	5	19.375	
375m	26.872	7			375m	26.832	5		
500m	34.185	5	14.402	2	500m	33.947	4	14.572	

Heat 3					Heat 4				
Distance	ITA - Italy		Lap Time	Lap	Distance	COL - Colombia		Lap Time	
	Time	Rank				Time	Rank		
125m	11.805	3			125m	12.119	8		
250m	19.234	2	19.234	1	250m	19.891	8	19.891	
375m	26.654	4			375m	27.111	8		
500m	34.234	6	15.000	2	500m	34.302	8	14.411	

Heat 5					Heat 6				
Distance	ESP - Spain		Lap Time	Lap	Distance	MEX - Mexico		Lap Time	
	Time	Rank				Time	Rank		
125m	12.002	6			125m	11.689	1		
250m	19.567	6	19.567	1	250m	19.135	1	19.135	
375m	26.848	6			375m	26.171	1		
500m	34.295	7	14.728	2	500m	33.359	1	14.224	

Heat 7					Heat 8				
Distance	LTU - Lithuania		Lap Time	Lap	Distance	POL - Poland		Lap Time	
	Time	Rank				Time	Rank		
125m	11.735	2			125m	11.809	4		
250m	19.292	3	19.292	1	250m	19.347	4	19.347	
375m	26.423	3			375m	26.396	2		
500m	33.669	3	14.377	2	500m	33.648	2	14.301	

Communiqué approved by the Secretary of the Commissaires Panel:

23-26 January 2020

Communiqué no. 94

Women's Team Sprint / Vitesse par équipe femmes
Qualifying / Qualifications
Start List / Liste de départ

Fri 24 Jan 2020 - Race distance: 2 laps

World Record	32.034 CHN - China	Saint-Quentin-En-Yvelines (FRA)	18 FEB 2015
---------------------	--------------------	---------------------------------	-------------

Heat	Race Number	Team / Name	Time
1		PTM - P2m	_____
	180	WALSH Amelia	
	179	ORBAN Sarah	
2		CAN - Canada	_____
	87	GENEST Lauriane	
	89	MITCHELL Kelsey	
3		ITA - Italy	_____
	150	VECE Miriam	
	148	BISSOLATI Elena	
4		COL - Colombia	_____
	99	GAVIRIA RENDON Juliana	
	98	BAYONA PINEDA Martha	
5		ESP - Spain	_____
	108	CALVO BARBERO Tania	
	109	CASAS ROIGE Helena	
6		MEX - Mexico	_____
	165	SALAZAR VALLES Jessica	
	166	VERDUGO OSUNA Yuli	
7		LTU - Lithuania	_____
	164	MAROZAITE Migle	
	163	KRUPECKAITE Simona	
8		POL - Poland	_____
	174	KARWACKA Marlena	
	175	LOS Urszula	

Progression rule:

Fastest 8 teams qualify for the first round.

23-26 January 2020

Communiqué no. 94

Women's Team Sprint / Vitesse par équipe femmes
Qualifying / Qualifications
Start List / Liste de départ

Fri 24 Jan 2020 - Race distance: 2 laps

Heat	Race Number	Team / Name	Time
------	-------------	-------------	------

Communiqué approved by the Secretary of the Commissaires Panel:

.....

Note:
The composition of the teams may be subject to change up to 30 minutes before the start of the race. Sorted in the order given by the team.

23-26 January 2020

Communiqué no. 114

Women's Sprint / Vitesse femmes

World Cup Standings / Classement coupe du monde

As of SAT 25 JAN 2020

Event No 1	Minsk (BLR)	1-3 NOV 2019
Event No 2	Glasgow (GBR)	8-10 NOV 2019
Event No 3	Hong-Kong (HKG)	29 NOV-1 DEC 2019
Event No 4	Cambridge (NZL)	6-8 DEC 2019
Event No 5	Brisbane (AUS)	13-15 DEC 2019
Event No 6	Milton (CAN)	24-26 JAN 2020

Rank	Name	Team Code	Event No 1	Event No 2	Event No 3	Event No 4	Event No 5	Event No 6	Total Points
1	LEE Wai Sze	HKG	500,0	500,0	500,0		500,0		2000,0
2	MITCHELL Kelsey	PTM			400,0	450,0	250,0	450,0	1550,0
3	STARIKOVA Olena	UKR	175,0	400,0	375,0	275,0	300,0		1525,0
4	VOINOVA Anastasiia	RUS	450,0			500,0	400,0		1350,0
5	HINZE Emma	GER	400,0	450,0	450,0				1300,0
6	van RIESSEN Laurine	NED	300,0	300,0	190,0			500,0	1290,0
7	BAYONA PINEDA Martha	COL	145,0	275,0		205,0	375,0	205,0	1205,0
8	SALAZAR VALLES Jessica	MEX			300,0	300,0	175,0	350,0	1125,0
9	MARQUARDT Mandy	USA	375,0	175,0	225,0			325,0	1100,0
10	MARCHANT Katy	GBR	350,0	350,0			275,0		975,0
11	VECE Miriam	ITA	130,0	60,0	120,0	250,0	160,0	250,0	970,0
12	BRASPENNINCX Shanne	NED	325,0	205,0	350,0				880,0
13	ZHONG Tianshi	CHN	225,0	325,0	325,0				875,0
14	MORTON Stephanie	AUS				400,0	450,0		850,0
15	GODBY Madalyn	USA	110,0	130,0			130,0	400,0	770,0
16	GENEST Lauriane	CAN			60,0	350,0	350,0		760,0
17	GROS Mathilde	FRA	190,0	190,0				375,0	755,0
18	HANSEN Natasha	SUB			205,0	325,0	225,0		755,0
19	KRUPECKAITE Simona	LTU	275,0	110,0	50,0			300,0	735,0
20	GAXIOLA GONZALEZ Luz Daniela	MEX			275,0	225,0	205,0		705,0
21	GRABOSCH Pauline Sophie	ERD	205,0	225,0	250,0				680,0
22	SHMELEVA Daria	RUS		250,0		375,0			625,0
23	FRIEDRICH Lea Sophie	ERD	250,0	375,0					625,0
24	LEE Hoi Yan Jessica	HKS	120,0	70,0	145,0	145,0	90,0		570,0
25	OHTA Riyu	JPN	60,0	50,0	130,0	175,0	120,0		535,0
26	DWI PUTRI Crismonita	INA	1,0	80,0	70,0	130,0	70,0	130,0	481,0
27	CAPEWELL Sophie	TIN	160,0	120,0	90,0		110,0		480,0
28	CALVO BARBERO Tania	ESP	80,0	1,0	1,0	120,0	80,0	160,0	442,0
29	KOBAYASHI Yuka	DSR			175,0	90,0	145,0		410,0
30	PODMORE Olivia	NZL				190,0	190,0		380,0
31	MAROZAITE Migle	LTU	100,0	90,0	1,0			175,0	366,0
32	LOS Urszula	POL	70,0	100,0	160,0				330,0
33	McCULLOCH Kaarle	AUS					325,0		325,0
34	WARD Caitlin	AUS		160,0		160,0			320,0
35	STEWART Robyn	IRL	1,0	1,0		110,0	50,0	120,0	282,0
36	DEGRENDELE Nicky	BEL		1,0	1,0	1,0	1,0	275,0	279,0
37	GUO Yufang	CYT		145,0	1,0		100,0		246,0
38	LIN Junhong	CHN			110,0	70,0	60,0		240,0
39	CASAS ROIGE Helena	ESP	1,0	1,0	1,0	80,0	1,0	145,0	229,0

23-26 January 2020

Communiqué no. 114

Women's Sprint / Vitesse femmes

World Cup Standings / Classement coupe du monde

As of SAT 25 JAN 2020

Rank	Name	Team Code	Event No 1	Event No 2	Event No 3	Event No 4	Event No 5	Event No 6	Total Points
40	ORBAN Sarah	PTM						225,0	225,0
41	GAVIRIA RENDON Juliana	COL	1,0	1,0		100,0	1,0	100,0	203,0
42	VERDUGO OSUNA Yuli	MEX						190,0	190,0
43	GNIDENKO Ekaterina	RUS	90,0		80,0				170,0
44	BASOVA Liubov	UKR	1,0	1,0	1,0	1,0	1,0	110,0	115,0
45	ANTONOVA Natalia	RUS			100,0				100,0
46	RODRIGUEZ Nicole	GUA	1,0	1,0			1,0	90,0	93,0
47	KANKOVSKA Sara	CZE	1,0	1,0	1,0			80,0	83,0
48	WANG Tzu Chun	TPE	1,0	1,0	1,0	1,0	1,0	70,0	75,0
49	KARWACKA Marlana	POL	1,0	1,0		60,0	1,0		63,0
50	du PREEZ Charlene	RSA	1,0	1,0	1,0	50,0			53,0
51	MUSTAPA Fatehah	MAS	50,0		1,0				51,0
52	KIM Soohyun	KOR	1,0	1,0	1,0	1,0	1,0		5,0
53	ROSIDI Anis Amira	SDF	1,0	1,0		1,0	1,0		4,0
54	SIBIAK Nikola	POL			1,0	1,0	1,0		3,0
55	LI Yin Yin	HKS	1,0	1,0	1,0				3,0
56	van der PEET Steffie	NED		1,0	1,0				2,0
57	BAO Shanju	CYT		1,0			1,0		2,0
58	ROGOVAYA Ekaterina	RUS		1,0			1,0		2,0
59	ANDREWS Ellesse	NZL			1,0				1,0
60	MIADZVETSKAYA Dziyana	BLR	1,0						1,0

23-26 January 2020

Communiqué no. 112

Women's Sprint / Vitesse femmes
Final Classification / Classement final

Rank	Race Number	Name	Team Code	1st Race	2nd Race	Decider
------	-------------	------	-----------	----------	----------	---------

Final For Gold

 200m Time: 11.326 11.467
 Average Speed km/h: 63,571 62,789

GOLD	1	168 van RIESSEN Laurine	NED	Winner	Winner	
SILVER	2	89 MITCHELL Kelsey	CAN	+0.089	+0.147	

Final For Bronze

 200m Time: 11.848 11.691 11.529
 Average Speed km/h: 60,770 61,586 62,451

BRONZE	3	204 GODBY Madalyn	USA	Winner	+0.146	Winner
	4	120 GROS Mathilde	FRA	+0.003	Winner	+0.015

Did not qualify for Semifinals

	5	165 SALAZAR VALLES Jessica	MEX			
	6	205 MARQUARDT Mandy	USA			
	7	163 KRUPCEKAITE Simona	LTU			
	8	73 DEGRENDELE Nicky	BEL			

Did not qualify for Quarterfinals

	9	150 VECE Miriam	ITA			
	10	179 ORBAN Sarah	PTM			
	11	98 BAYONA PINEDA Martha	COL			
	12	166 VERDUGO OSUNA Yuli	MEX			
	13	164 MAROZAITE Migle	LTU			
	14	108 CALVO BARBERO Tania	ESP			
	15	109 CASAS ROIGE Helena	ESP			
	16	135 DWI PUTRI Crismonita	INA			

Did not qualify for 1/8 Finals

	17	142 STEWART Robyn	IRL			
	18	199 BASOVA Liubov	UKR			
	19	99 GAVIRIA RENDON Juliana	COL			
	20	130 RODRIGUEZ Nicole	GUA			
	21	102 KANKOVSKA Sara	CZE			
	22	192 WANG Tzu Chun	TPE			

Communiqué approved by the Secretary of the Commissaires Panel:

23-26 January 2020

Communiqué no. 111

**Women's Sprint / Vitesse femmes
 Finals / Finales
 Start List / Liste de départ**

Sat 25 Jan 2020 - Race distance: 3 laps

Race Number	Name	Team Code	1st Race	2nd Race	Decider
<i>For Bronze</i>					
		200m Time:			
		Average Speed km/h:			
204	GODBY Madalyn	USA			
120	GROS Mathilde	FRA			
<i>For Gold</i>					
		200m Time:			
		Average Speed km/h:			
89	MITCHELL Kelsey	CAN			
168	van RIESSSEN Laurine	NED			

Communiqué approved by the Secretary of the Commissaires Panel:

.....

23-26 January 2020

Communiqué no. 110

Women's Sprint / Vitesse femmes
Semifinals / Demi-finales
Results / Résultats

Sat 25 Jan 2020 - Race distance: 3 laps

Rank	Race Number	Name	Team Code	1st Race	2nd Race	Decider
				200m Time:	11.671	11.648
				Average Speed km/h:	61,691	61,813
Heat 1						
1	89	MITCHELL Kelsey	CAN	Winner	Winner	
2	204	GODBY Madalyn	USA	+0.366	+0.227	
				200m Time:	11.395	11.471
				Average Speed km/h:	63,186	62,767
Heat 2						
1	168	van RIESSEN Laurine	NED	Winner	Winner	
2	120	GROS Mathilde	FRA	+0.023	+0.041	

Progression rule:

The winners race for the gold and silver medals. The losers race for the bronze medal.

Communiqué approved by the Secretary of the Commissaires Panel:

.....

23-26 January 2020

Communiqué no. 109

**Women's Sprint / Vitesse femmes
Semifinals / Demi-finales
Start List / Liste de départ**

Sat 25 Jan 2020 - Race distance: 3 laps

Race Number	Name	Team Code	1st Race	2nd Race	Decider
200m Time:					
Average Speed km/h:					
Heat 1					
89	MITCHELL Kelsey	CAN			
204	GODBY Madalyn	USA			
200m Time:					
Average Speed km/h:					
Heat 2					
168	van RIESSEN Laurine	NED			
120	GROS Mathilde	FRA			

Progression rule:

The winners race for the gold and silver medals. The losers race for the bronze medal.

Communiqué approved by the Secretary of the Commissaires Panel:

.....

23-26 January 2020

Communiqué no. 108

Women's Sprint / Vitesse femmes
Quarterfinals / Quart de finales
Results / Résultats

Sat 25 Jan 2020 - Race distance: 3 laps

Rank	Race Number	Name	Team Code	1st Race	2nd Race	Decider
			200m Time:	11.379	11.422	11.328
			Average Speed km/h:	63,274	63,036	63,559
Heat 1						
1	89	MITCHELL Kelsey	CAN	+0.005	Winner	Winner
2	205	MARQUARDT Mandy	USA	Winner	+0.547	+0.955
			200m Time:	11.347	11.512	
			Average Speed km/h:	63,453	62,543	
Heat 2						
1	168	van RIESEN Laurine	NED	Winner	Winner	
2	163	KRUPECKAITE Simona	LTU	+0.198	+0.207	
			200m Time:	11.420	11.401	
			Average Speed km/h:	63,047	63,152	
Heat 3						
1	120	GROS Mathilde	FRA	Winner	Winner	
2	165	SALAZAR VALLES Jessica	MEX	+0.145	+0.041	
			200m Time:	11.443	11.640	12.095
			Average Speed km/h:	62,921	61,856	59,529
Heat 4						
1	204	GODBY Madalyn	USA	+0.006	Winner	Winner
2	73	DEGRENDELE Nicky	BEL	Winner	+0.005	+0.079

Progression rule:

The winner of each heat qualifies to the Semifinals.

Communiqué approved by the Secretary of the Commissaires Panel:

23-26 January 2020

Communiqué no. 107

Women's Sprint / Vitesse femmes
Quarterfinals / Quart de finales
Start List / Liste de départ

Sat 25 Jan 2020 - Race distance: 3 laps

Race Number	Name	Team Code	1st Race	2nd Race	Decider
200m Time: Average Speed km/h:					
Heat 1	89	MITCHELL Kelsey	CAN		
	205	MARQUARDT Mandy	USA		
200m Time: Average Speed km/h:					
Heat 2	168	van RIESSEN Laurine	NED		
	163	KRUPECKAITE Simona	LTU		
200m Time: Average Speed km/h:					
Heat 3	120	GROS Mathilde	FRA		
	165	SALAZAR VALLES Jessica	MEX		
200m Time: Average Speed km/h:					
Heat 4	73	DEGRENDELE Nicky	BEL		
	204	GODBY Madalyn	USA		

Progression rule:

The winner of each heat qualifies to the Semifinals.

Communiqué approved by the Secretary of the Commissaires Panel:

.....

23-26 January 2020

Communiqué no. 106

Women's Sprint / Vitesse femmes
1/8 Finals / 1/8 de finale
Results / Résultats

Sat 25 Jan 2020 - Race distance: 3 laps

Rank	Race Number	Name	Team Code	
				200m Time: 11.491
				Average Speed km/h: 62,658
Heat 1				
1	89	MITCHELL Kelsey	CAN	Winner
2	135	DWI PUTRI Crismonita	INA	+0.165
				200m Time: 11.920
				Average Speed km/h: 60,403
Heat 2				
1	168	van RIESSEN Laurine	NED	Winner
2	109	CASAS ROIGE Helena	ESP	+0.116
				200m Time: 11.658
				Average Speed km/h: 61,760
Heat 3				
1	120	GROS Mathilde	FRA	Winner
2	108	CALVO BARBERO Tania	ESP	+0.090
				200m Time: 11.530
				Average Speed km/h: 62,446
Heat 4				
1	73	DEGRENDELE Nicky	BEL	Winner
2	150	VECE Miriam	ITA	+0.004
				200m Time: 11.456
				Average Speed km/h: 62,849
Heat 5				
1	204	GODBY Madalyn	USA	Winner
2	164	MAROZAITE Migle	LTU	+0.014
				200m Time: 11.466
				Average Speed km/h: 62,794
Heat 6				
1	165	SALAZAR VALLES Jessica	MEX	Winner
2	166	VERDUGO OSUNA Yuli	MEX	+0.007
				200m Time: 11.490
				Average Speed km/h: 62,663
Heat 7				
1	163	KRUPECKAITE Simona	LTU	Winner
2	179	ORBAN Sarah	PTM	+0.181
				200m Time: 11.431
				Average Speed km/h: 62,987
Heat 8				
1	205	MARQUARDT Mandy	USA	Winner
2	98	BAYONA PINEDA Martha	COL	+0.037

Progression rule:

The winner of each heat qualifies to the Quarterfinals.

23-26 January 2020

Communiqué no. 106

Women's Sprint / Vitesse femmes
1/8 Finals / 1/8 de finale
Results / Résultats

Sat 25 Jan 2020 - Race distance: 3 laps

Rank	Race Number	Name	Team Code
------	-------------	------	-----------

Communiqué approved by the Secretary of the Commissaires Panel:

.....

Note:

The average speed is taken over the last 200m.

23-26 January 2020

Communiqué no. 105

Women's Sprint / Vitesse femmes
1/8 Finals / 1/8 de finale
Start List / Liste de départ

Sat 25 Jan 2020 - Race distance: 3 laps

Race Number	Name	Team Code
Heat 1		
		200m Time:
		Average Speed km/h:
89	MITCHELL Kelsey	CAN
135	DWI PUTRI Crismonita	INA
Heat 2		
		200m Time:
		Average Speed km/h:
168	van RIESSSEN Laurine	NED
109	CASAS ROIGE Helena	ESP
Heat 3		
		200m Time:
		Average Speed km/h:
120	GROS Mathilde	FRA
108	CALVO BARBERO Tania	ESP
Heat 4		
		200m Time:
		Average Speed km/h:
150	VECE Miriam	ITA
73	DEGRENDELE Nicky	BEL
Heat 5		
		200m Time:
		Average Speed km/h:
204	GODBY Madalyn	USA
164	MAROZAITE Migle	LTU
Heat 6		
		200m Time:
		Average Speed km/h:
165	SALAZAR VALLES Jessica	MEX
166	VERDUGO OSUNA Yuli	MEX
Heat 7		
		200m Time:
		Average Speed km/h:
179	ORBAN Sarah	PTM
163	KRUPECKAITE Simona	LTU
Heat 8		
		200m Time:
		Average Speed km/h:
98	BAYONA PINEDA Martha	COL
205	MARQUARDT Mandy	USA

Progression rule:

The winner of each heat qualifies to the Quarterfinals.

Communiqué approved by the Secretary of the Commissaires Panel:

23-26 January 2020

Communiqué no. 104

Women's Sprint / Vitesse femmes
1/16 Finals / 1/16 de finale
Results / Résultats

Sat 25 Jan 2020 - Race distance: 3 laps

Rank	Race Number	Name	Team Code	
			200m Time:	11.863
			Average Speed km/h:	60,693
Heat 1				
1	166	VERDUGO OSUNA Yuli	MEX	Winner
2	192	WANG Tzu Chun	TPE	+0.133
			200m Time:	11.759
			Average Speed km/h:	61,230
Heat 2				
1	164	MAROZAITE Migle	LTU	Winner
2	102	KANKOVSKA Sara	CZE	+0.070
			200m Time:	11.366
			Average Speed km/h:	63,347
Heat 3				
1	73	DEGRENDELE Nicky	BEL	Winner
2	130	RODRIGUEZ Nicole	GUA	+0.510
			200m Time:	11.755
			Average Speed km/h:	61,251
Heat 4				
1	108	CALVO BARBERO Tania	ESP	Winner
2	99	GAVIRIA RENDON Juliana	COL	+0.000
			200m Time:	11.796
			Average Speed km/h:	61,038
Heat 5				
1	109	CASAS ROIGE Helena	ESP	Winner
2	199	BASOVA Liubov	UKR	+0.088
			200m Time:	11.862
			Average Speed km/h:	60,698
Heat 6				
1	135	DWI PUTRI Crismonita	INA	Winner
2	142	STEWART Robyn	IRL	+0.077

Progression rule:

The winner of each heat qualifies to the 1/8 Finals.

Communiqué approved by the Secretary of the Commissaires Panel:

.....

Note:

The average speed is taken over the last 200m.

23-26 January 2020

Communiqué no. 103

Women's Sprint / Vitesse femmes
1/16 Finals / 1/16 de finale
Start List / Liste de départ

Sat 25 Jan 2020 - Race distance: 3 laps

Race Number	Name	Team Code
Heat 1		
		200m Time:
		Average Speed km/h:
166	VERDUGO OSUNA Yuli	MEX
192	WANG Tzu Chun	TPE
Heat 2		
		200m Time:
		Average Speed km/h:
164	MAROZAITE Migle	LTU
102	KANKOVSKA Sara	CZE
Heat 3		
		200m Time:
		Average Speed km/h:
73	DEGRENDELE Nicky	BEL
130	RODRIGUEZ Nicole	GUA
Heat 4		
		200m Time:
		Average Speed km/h:
108	CALVO BARBERO Tania	ESP
99	GAVIRIA RENDON Juliana	COL
Heat 5		
		200m Time:
		Average Speed km/h:
109	CASAS ROIGE Helena	ESP
199	BASOVA Liubov	UKR
Heat 6		
		200m Time:
		Average Speed km/h:
135	DWI PUTRI Crismonita	INA
142	STEWART Robyn	IRL

Progression rule:

The winner of each heat qualifies to the 1/8 Finals.

Communiqué approved by the Secretary of the Commissaires Panel:

23-26 January 2020

Communiqué no. 102

Women's Sprint / Vitesse femmes
Qualifying / Qualifications
Results / Résultats

Sat 25 Jan 2020 - Race distance: 200m flying start (3,5 laps)

World Record 10.154 MITCHELL Kelsey CAN Cochabamba (BOL) 4 SEP 2019

Rank	Race Number	Name	Team Code	100m	Time 100-200	Average Speed km/h
1	89	MITCHELL Kelsey	CAN	5.275 (1)	10.624 5.349 (1)	67,771
2	168	van RIESEN Laurine	NED	5.324 (2)	10.786 5.462 (3)	66,753
3	120	GROS Mathilde	FRA	5.344 (3)	10.797 5.453 (2)	66,685
4	150	VECE Miriam	ITA	5.370 (4)	10.871 5.501 (4)	66,231
5	204	GODBY Madalyn	USA	5.428 (7)	10.965 5.537 (5)	65,663
6	165	SALAZAR VALLES Jessica	MEX	5.430 (8)	10.998 5.568 (6)	65,466
7	179	ORBAN Sarah	PTM	5.403 (5)	10.999 5.596 (10)	65,460
8	98	BAYONA PINEDA Martha	COL	5.421 (6)	11.015 5.594 (9)	65,365
9	205	MARQUARDT Mandy	USA	5.448 (9)	11.045 5.597 (11)	65,188
10	163	KRUPECKAITE Simona	LTU	5.474 (11)	11.050 5.576 (7)	65,158
11	166	VERDUGO OSUNA Yuli	MEX	5.509 (13)	11.101 5.592 (8)	64,859
12	164	MAROZAITE Migle	LTU	5.458 (10)	11.117 5.659 (14)	64,766
13	73	DEGRENDELE Nicky	BEL	5.518 (14)	11.146 5.628 (12)	64,597
14	108	CALVO BARBERO Tania	ESP	5.549 (15)	11.192 5.643 (13)	64,332
15	109	CASAS ROIGE Helena	ESP	5.505 (12)	11.231 5.726 (16)	64,108
16	135	DWI PUTRI Crismonita	INA	5.569 (16)	11.291 5.722 (15)	63,768
17	142	STEWART Robyn	IRL	5.581 (17)	11.343 5.762 (17)	63,475
18	199	BASOVA Liubov	UKR	5.630 (18)	11.461 5.831 (18)	62,822
19	99	GAVIRIA RENDON Juliana	COL	5.631 (19)	11.470 5.839 (19)	62,772
20	130	RODRIGUEZ Nicole	GUA	5.652 (20)	11.506 5.854 (22)	62,576

23-26 January 2020

Communiqué no. 102

**Women's Sprint / Vitesse femmes
Qualifying / Qualifications
Results / Résultats**

Sat 25 Jan 2020 - Race distance: 200m flying start (3,5 laps)

Rank	Race Number	Name	Team Code	100m	Time 100-200	Average Speed km/h
21	102	KANKOVSKA Sara	CZE	5.668 (21)	11.518 5.850 (21)	62,511
22	192	WANG Tzu Chun	TPE	5.679 (22)	11.519 5.840 (20)	62,505

Progression rule:

Top 10 riders qualify for 1/8 Finals. 11th to 22th places qualify for 1/16 Finals.

Communiqué approved by the Secretary of the Commissaires Panel:

23-26 January 2020

Communiqué no. 101

Women's Sprint / Vitesse femmes
Qualifying / Qualifications
Start List / Liste de départ

Sat 25 Jan 2020 - Race distance: 200m flying start (3,5 laps)

World Record	10.154 MITCHELL Kelsey	CAN Cochabamba (BOL)	4 SEP 2019
---------------------	------------------------	----------------------	------------

Order	Race Number	Name	Team Code	Time
1	166	VERDUGO OSUNA Yuli	MEX	_____
2	179	ORBAN Sarah	PTM	_____
3	199	BASOVA Liubov	UKR	_____
4	73	DEGRENDELE Nicky	BEL	_____
5	102	KANKOVSKA Sara	CZE	_____
6	192	WANG Tzu Chun	TPE	_____
7	142	STEWART Robyn	IRL	_____
8	130	RODRIGUEZ Nicole	GUA	_____
9	109	CASAS ROIGE Helena	ESP	_____
10	99	GAVIRIA RENDON Juliana	COL	_____
11	204	GODBY Madalyn	USA	_____
12	164	MAROZAITE Migle	LTU	_____
13	165	SALAZAR VALLES Jessica	MEX	_____
14	108	CALVO BARBERO Tania	ESP	_____
15	135	DWI PUTRI Crismonita	INA	_____
16	150	VECE Miriam	ITA	_____
17	168	van RIESSEN Laurine	NED	_____
18	120	GROS Mathilde	FRA	_____
19	205	MARQUARDT Mandy	USA	_____
20	163	KRUPECKAITE Simona	LTU	_____
21	98	BAYONA PINEDA Martha	COL	_____
22	89	MITCHELL Kelsey	CAN	_____

Progression rule:

Top 10 riders qualify for 1/8 Finals. 11th to 22th places qualify for 1/16 Finals.

Communiqué approved by the Secretary of the Commissaires Panel:

23-26 January 2020

Communiqué no. 123

Women's Keirin / Keirin femmes

World Cup Standings / Classement coupe du monde

As of SUN 26 JAN 2020

Event No 1	Minsk (BLR)	1-3 NOV 2019
Event No 2	Glasgow (GBR)	8-10 NOV 2019
Event No 3	Hong-Kong (HKG)	29 NOV-1 DEC 2019
Event No 4	Cambridge (NZL)	6-8 DEC 2019
Event No 5	Brisbane (AUS)	13-15 DEC 2019
Event No 6	Milton (CAN)	24-26 JAN 2020

Rank	Name	Team Code	Event No 1	Event No 2	Event No 3	Event No 4	Event No 5	Event No 6	Total Points
1	BASOVA Liubov	UKR		205,0	450,0	350,0	375,0	325,0	1705,0
2	LEE Hyejin	KOR	450,0	175,0	500,0	500,0			1625,0
3	BAYONA PINEDA Martha	COL	375,0	175,0		120,0	500,0	350,0	1520,0
4	HINZE Emma	GER	500,0	450,0	375,0				1325,0
5	GENEST Lauriane	CAN			250,0	450,0	190,0	300,0	1190,0
6	LEE Wai Sze	HKG	350,0	275,0	350,0		205,0		1180,0
7	DEGRENDELE Nicky	BCC	100,0	100,0	1,0	175,0	400,0	375,0	1151,0
8	LOS Urszula	POL	175,0	375,0	300,0	225,0			1075,0
9	GROS Mathilde	FRA	450,0	400,0				205,0	1055,0
10	van RIESSEN Laurine	NED	175,0	190,0	175,0			500,0	1040,0
11	KOBAYASHI Yuka	DSR			400,0	275,0	300,0		975,0
12	DWI PUTRI Crismonita	INA	250,0	175,0	100,0	375,0	70,0		970,0
13	CASAS ROIGE Helena	ESP	100,0	1,0	100,0	175,0	110,0	450,0	936,0
14	MORTON Stephanie	AUS				400,0	450,0		850,0
15	VOINOVA Anastasiia	RUS	190,0			325,0	275,0		790,0
16	STEWART Robyn	IRL	275,0	100,0	120,0	70,0	225,0		790,0
17	GODBY Madalyn	USA		175,0			160,0	400,0	735,0
18	ANDREWS Ellesse	NZL			175,0	300,0	250,0		725,0
19	MARCHANT Katy	GBR	205,0	500,0			1,0		706,0
20	OHTA Riyu	JPN	225,0	100,0	100,0	120,0	160,0		705,0
21	ZHONG Tianshi	CHN	325,0	175,0	190,0				690,0
22	KRUPECKAITE Simona	LTU	175,0	1,0	175,0			275,0	626,0
23	HANSEN Natasha	SUB			275,0		350,0		625,0
24	WANG Tzu Chun	TPE	1,0	100,0	100,0	80,0	160,0	175,0	616,0
25	CAPEWELL Sophie	TIN	175,0	100,0	175,0		160,0		610,0
26	MITCHELL Kelsey	PTM			225,0	205,0	175,0		605,0
27	LEE Hoi Yan Jessica	HKS	100,0	175,0	1,0	175,0	110,0		561,0
28	BRASPENNINCX Shanne	NED		225,0	325,0				550,0
29	FRIEDRICH Lea Sophie	ERD	300,0	250,0					550,0
30	SHMELEVA Daria	RVL	1,0	350,0		190,0			541,0
31	KANKOVSKA Sara	CZE	175,0	1,0	100,0			250,0	526,0
32	GAXIOLA GONZALEZ Luz Daniela	MEX			100,0	175,0	225,0		500,0
33	BISSOLATI Elena	ITA		325,0	1,0			145,0	471,0
34	MUSTAPA Fatehah	MAS	175,0		175,0				350,0
35	RODRIGUEZ Nicole	GUA	1,0	100,0			110,0	120,0	331,0
36	SIBIAK Nikola	POL					325,0		325,0
37	WARD Caitlin	AUS		300,0					300,0
38	GUO Yufang	CYT		1,0	175,0		110,0		286,0
39	ROSIDI Anis Amira	SDF	100,0	1,0		80,0	70,0		251,0

23-26 January 2020

Communiqué no. 123

Women's Keirin / Keirin femmes
World Cup Standings / Classement coupe du monde

As of SUN 26 JAN 2020

Rank	Name	Team Code	Event No 1	Event No 2	Event No 3	Event No 4	Event No 5	Event No 6	Total Points
40	PODMORE Olivia	NZL				250,0			250,0
41	ANTONOVA Natalia	RUS			205,0				205,0
42	du PREEZ Charlene	RSA	100,0	1,0	1,0	80,0			182,0
43	ORBAN Sarah	PTM						175,0	175,0
44	PALMER Dahlia	JAM		1,0				145,0	146,0
45	VECE Miriam	ITA	1,0			120,0	1,0		122,0
46	MARQUARDT Mandy	USA	100,0		1,0				101,0
47	LIN Junhong	CHN				80,0	1,0		81,0
48	KIM Soohyun	KOR					70,0		70,0
49	MIADZVETSKAYA Dziyana	BLR	1,0						1,0

23-26 January 2020

Communiqué no. 122

Women's Keirin / Keirin femmes

Final Classification / Classement final

Sun 26 Jan 2020 - Race distance: 6 laps

Rank	Race Number	Name	Team Code	Time Behind
------	-------------	------	-----------	-------------

Final 1-6

200m Time: 11.231
Average Speed: 64,108km/h

1	168	van RIESSEN Laurine	NED	
2	109	CASAS ROIGE Helena	ESP	+0.094
3	204	GODBY Madalyn	USA	+0.134
4	73	DEGRENDELE Nicky	BEL	+0.168
5	98	BAYONA PINEDA Martha	COL	+0.304
6	199	BASOVA Liubov	UKR	+0.466

Final 7-11

200m Time: 10.935
Average Speed: 65,844km/h

7	87	GENEST Lauriane	CAN	
8	163	KRUPECKAITE Simona	LTU	+0.717
9	102	KANKOVSKA Sara	CZE	+0.786
10	142	STEWART Robyn	IRL	+1.071
11	120	GROS Mathilde	FRA	DNS

Did not qualify from Repechages

	135	DWI PUTRI Crismonita	INA	DSQ
--	-----	----------------------	-----	-----

Did not qualify from Repechages

13	179	ORBAN Sarah	PTM	
13	192	WANG Tzu Chun	TPE	
15	148	BISSOLATI Elena	ITA	
15	151	PALMER Dahlia	JAM	
17	130	RODRIGUEZ Nicole	GUA	

Did not qualify from Repechages

	166	VERDUGO OSUNA Yuli	MEX	DSQ
--	-----	--------------------	-----	-----

Communiqué approved by the Secretary of the Commissaires Panel:

.....

LEGEND			
DNS	Did Not Start	DSQ	Disqualified

23-26 January 2020

Communiqué no. 121

**Women's Keirin / Keirin femmes
Finals / Finales
Start List / Liste de départ**

Sun 26 Jan 2020 - Race distance: 6 laps

Race Number	Name	Team Code
Final 7-11		
87	GENEST Lauriane	CAN
102	KANKOVSKA Sara	CZE
120	GROS Mathilde	FRA
142	STEWART Robyn	IRL
163	KRUPECKAITE Simona	LTU
Final 1-6		
73	DEGRENDELE Nicky	BEL
98	BAYONA PINEDA Martha	COL
109	CASAS ROIGE Helena	ESP
168	van RIESEN Laurine	NED
199	BASOVA Liubov	UKR
204	GODBY Madalyn	USA

Communiqué approved by the Secretary of the Commissaires Panel:

.....

23-26 January 2020

Communiqué no. 120

**Women's Keirin / Keirin femmes
Second Round / Deuxième tour
Results / Résultats**

Sun 26 Jan 2020 - Race distance: 6 laps

Rank	Race Number	Name	Team Code	Time Behind
------	-------------	------	-----------	-------------

Heat 1

200m Time: 11.164
Average Speed: 64,493km/h

1	98	BAYONA PINEDA Martha	COL	
2	73	DEGRENDELE Nicky	BEL	+0.021
3	109	CASAS ROIGE Helena	ESP	+0.062
4	163	KRUPECKAITE Simona	LTU	+0.236
5	142	STEWART Robyn	IRL	+0.377
6	87	GENEST Lauriane	CAN	+0.391

Heat 2

200m Time: 11.308
Average Speed: 63,672km/h

1	168	van RIESSEN Laurine	NED	
2	199	BASOVA Liubov	UKR	+0.106
3	204	GODBY Madalyn	USA	+0.135
4	102	KANKOVSKA Sara	CZE	DNF
4	120	GROS Mathilde	FRA	DNF
	135	DWI PUTRI Crismonita	INA	DSQ

Progression rule:

The first three riders in each heat qualify to Final 1-6, all other riders advance to Final 7-12.

No 135 DWI PUTRI Crismonita (INA)

Disqualification for causing the crash of his/her opponent

Disqualification pour avoir provoqué la chute de son adversaire

Communiqué approved by the Secretary of the Commissaires Panel:

LEGEND

DNF Did Not Finish **DSQ** Disqualified

23-26 January 2020

Communiqué no. 119

Women's Keirin / Keirin femmes
Second Round / Deuxième tour
Start List / Liste de départ

Sun 26 Jan 2020 - Race distance: 6 laps

Race Number	Name	Team Code
Heat 1		
73	DEGRENDELE Nicky	BEL
87	GENEST Lauriane	CAN
98	BAYONA PINEDA Martha	COL
109	CASAS ROIGE Helena	ESP
142	STEWART Robyn	IRL
163	KRUPECKAITE Simona	LTU
Heat 2		
102	KANKOVSKA Sara	CZE
120	GROS Mathilde	FRA
135	DWI PUTRI Crismonita	INA
168	van RIESSSEN Laurine	NED
199	BASOVA Liubov	UKR
204	GODBY Madalyn	USA

Progression rule:

The first three riders in each heat qualify to Final 1-6, all other riders advance to Final 7-12.

Communiqué approved by the Secretary of the Commissaires Panel:

.....

23-26 January 2020

Communiqué no. 118

Women's Keirin / Keirin femmes
First Round Repechage / Repêchage premier tour
Results / Résultats

Sun 26 Jan 2020 - Race distance: 6 laps

Rank	Race Number	Name	Team Code	Time Behind
------	-------------	------	-----------	-------------

Heat 1

 200m Time: 11.622
 Average Speed: 61,951km/h

1	109	CASAS ROIGE Helena	ESP	
2	135	DWI PUTRI Crismonita	INA	+0.048
3	142	STEWART Robyn	IRL	+0.212
4	179	ORBAN Sarah	PTM	+0.252
5	151	PALMER Dahlia	JAM	+0.455

Heat 2

 200m Time: 11.755
 Average Speed: 61,251km/h

1	120	GROS Mathilde	FRA	
2	87	GENEST Lauriane	CAN	+0.055
3	102	KANKOVSKA Sara	CZE	+0.082
4	192	WANG Tzu Chun	TPE	+0.168
5	148	BISSOLATI Elena	ITA	+0.787
6	130	RODRIGUEZ Nicole	GUA	+0.802

Progression rule:

The first three riders in each heat qualify to 2nd Round.

Communiqué approved by the Secretary of the Commissaires Panel:

23-26 January 2020

Communiqué no. 117

**Women's Keirin / Keirin femmes
First Round Repechage / Repêchage premier tour
Start List / Liste de départ**

Sun 26 Jan 2020 - Race distance: 6 laps

Race Number	Name	Team Code
Heat 1		
109	CASAS ROIGE Helena	ESP
135	DWI PUTRI Crismonita	INA
142	STEWART Robyn	IRL
151	PALMER Dahlia	JAM
179	ORBAN Sarah	PTM
Heat 2		
87	GENEST Lauriane	CAN
102	KANKOVSKA Sara	CZE
120	GROS Mathilde	FRA
130	RODRIGUEZ Nicole	GUA
148	BISSOLATI Elena	ITA
192	WANG Tzu Chun	TPE

Progression rule:

The first three riders in each heat qualify to 2nd Round.

Communiqué approved by the Secretary of the Commissaires Panel:

.....

23-26 January 2020

Communiqué no. 116

Women's Keirin / Keirin femmes
First Round / Premier tour
Results / Résultats

Sun 26 Jan 2020 - Race distance: 6 laps

Rank	Race Number	Name	Team Code	Time Behind
------	-------------	------	-----------	-------------

Heat 1

200m Time: 11.471
 Average Speed: 62,767km/h

1	98	BAYONA PINEDA Martha	COL	
2	199	BASOVA Liubov	UKR	+0.148
3	179	ORBAN Sarah	PTM	+0.178
4	102	KANKOVSKA Sara	CZE	+0.215
5	135	DWI PUTRI Crismonita	INA	+0.449
	192	WANG Tzu Chun	TPE	DNF

Heat 2

200m Time: 11.351
 Average Speed: 63,431km/h

1	204	GODBY Madalyn	USA	
2	163	KRUPECKAITE Simona	LTU	+0.045
3	148	BISSOLATI Elena	ITA	+0.061
4	109	CASAS ROIGE Helena	ESP	+0.186
5	87	GENEST Lauriane	CAN	+0.244
	166	VERDUGO OSUNA Yuli	MEX	DSQ

Heat 3

200m Time: 11.438
 Average Speed: 62,948km/h

1	168	van RIESSSEN Laurine	NED	
2	73	DEGRENDELE Nicky	BEL	+0.031
3	120	GROS Mathilde	FRA	+0.256
4	142	STEWART Robyn	IRL	+0.373
5	130	RODRIGUEZ Nicole	GUA	+0.384
6	151	PALMER Dahlia	JAM	+1.071

Progression rule:

The first two riders in each heat qualify to the Second round, all other riders advance to the repechages.

No 166 VERDUGO OSUNA Yuli (MEX)

Disqualification for incorrect behaviour behind the derny
 Disqualification pour comportement incorrect derrier le derney

Communiqué approved by the Secretary of the Commissaires Panel:

LEGEND

DNF Did Not Finish **DSQ** Disqualified

23-26 January 2020

Communiqué no. 115 Rectificatif 1

Women's Keirin / Keirin femmes
First Round / Premier tour
Start List / Liste de départ

Sun 26 Jan 2020 - Race distance: 6 laps

Race Number	Name	Team Code
Heat 1		
98	BAYONA PINEDA Martha	COL
102	KANKOVSKA Sara	CZE
135	DWI PUTRI Crismonita	INA
179	ORBAN Sarah	PTM
192	WANG Tzu Chun	TPE
199	BASOVA Liubov	UKR
Heat 2		
87	GENEST Lauriane	CAN
109	CASAS ROIGE Helena	ESP
148	BISSOLATI Elena	ITA
163	KRUPECKAITE Simona	LTU
166	VERDUGO OSUNA Yuli	MEX
204	GODBY Madalyn	USA
Heat 3		
73	DEGRENDELE Nicky	BEL
120	GROS Mathilde	FRA
130	RODRIGUEZ Nicole	GUA
142	STEWART Robyn	IRL
151	PALMER Dahlia	JAM
168	van RIESSEN Laurine	NED

Progression rule:

The first two riders in each heat qualify to the Second round, all other riders advance to the repechages.

Communiqué approved by the Secretary of the Commissaires Panel:

.....

23-26 January 2020

Communiqué no. 130

Women's Team Pursuit / Poursuite par équipe femmes
World Cup Standings / Classement coupe du monde

As of FRI 24 JAN 2020

Event No 1	Minsk (BLR)	1-3 NOV 2019
Event No 2	Glasgow (GBR)	8-10 NOV 2019
Event No 3	Hong-Kong (HKG)	29 NOV-1 DEC 2019
Event No 4	Cambridge (NZL)	6-8 DEC 2019
Event No 5	Brisbane (AUS)	13-15 DEC 2019
Event No 6	Milton (CAN)	24-26 JAN 2020

Rank	Name	Team Code	Event No 1	Event No 2	Event No 3	Event No 4	Event No 5	Event No 6	Total Points
1	GERMANY	GER	900,0	900,0	750,0		600,0	650,0	3800,0
2	UNITED STATES OF AMERICA	USA	1000,0			600,0	750,0	1000,0	3350,0
3	FRANCE	FRA	750,0	750,0			700,0	900,0	3100,0
4	BELGIUM	BEL	650,0	700,0	900,0			750,0	3000,0
5	ITALY	ITA	800,0	800,0	700,0		650,0		2950,0
6	NEW ZEALAND	NZL			1000,0	1000,0	900,0		2900,0
7	AUSTRALIA	AUS		650,0		900,0	1000,0		2550,0
8	KOREA	KOR			800,0	650,0	500,0	600,0	2550,0
9	CANADA	CAN				800,0	800,0	800,0	2400,0
10	POLAND	POL	550,0	550,0		700,0	550,0		2350,0
11	IRELAND	IRL	600,0	600,0				700,0	1900,0
12	GREAT BRITAIN	GBR	700,0	1000,0					1700,0
13	JAPAN	JPN			650,0	550,0	450,0		1650,0
14	BELARUS	BLR	450,0				410,0		860,0
15	SUBWAY NEW ZEALAND TRACK TEAM	SUB				750,0			750,0
16	PEOPLE'S REPUBLIC OF CHINA	CHN			600,0				600,0
17	RUSSIAN FEDERATION	RUS	500,0						500,0
18	UKRAINE	UKR	410,0						410,0

23-26 January 2020

Communiqué no. 129

Women's Team Pursuit / Poursuite par équipe femmes

Final Classification / Classement final

World Record	4:10.236 GBR - Great Britain	Rio de Janeiro (BRA)	13 AUG 2016
---------------------	------------------------------	----------------------	-------------

Rank	Team / Name	1000m	2000m 1000-2000	3000m 2000-3000	Time 3000-4000	Average Speed km/h
------	-------------	-------	--------------------	--------------------	-------------------	--------------------------

Final for Gold

GOLD	1 USA - United States	1:08.237 (1)	2:10.639 (1)	3:12.446 (1)		
	65 VALENTE Jennifer		1:02.402 (1)	1:01.807 (1)		
	203 DYGERT Chloe					
	206 WHITE Emma					
	207 WILLIAMS Lily	(X)				
SILVER	2 FRA - France	1:09.624 (2)	2:13.112 (2)	3:18.521 (2)	OVL	
	23 COPPONI Clara	(X)	1:03.488 (2)	1:05.409 (2)		
	118 DEMAY Coralie					
	119 FORTIN Valentine					
	121 le NET Marie					

Final for Bronze

BRONZE	3 CAN - Canada	1:10.060 (2)	2:12.831 (1)	3:18.532 (1)	4:24.234	54,497
	11 COLLIER Devaney		1:02.771 (1)	1:05.701 (2)	1:05.702 (1)	
	85 ATTWELL Erin J	(X)				
	86 BROUWER Miriam					
	88 GIBSON Kinley					
	4 BEL - Belgium	1:10.002 (1)	2:14.462 (2)	3:19.455 (2)	4:25.641	54,208
	4 D'HOORE Jolien		1:04.460 (2)	1:04.993 (1)	1:06.186 (2)	
	5 KOPECKY Lotte					
	70 BOSSUYT Shari					
	71 CROKET Gilke	(X)				
	72 de CLERCQ Katrijn	(R)				

Placed after First Round

5 IRL - Ireland

138 GILLESPIE Lara
139 GRIFFIN Mia
140 MURPHY Kelly
141 SHARPE Alice

6 GER - Germany

126 BECKER Charlotte
127 KROGER Mieke
128 STOCK Gudrun
129 SUSSEMILCH Laura

7 KOR - Republic of Korea

158 KANG Hyunkyung
159 KIM Hyunji
160 KIM Youri
161 LEE Jumi
157 JANG Suji (R)

23-26 January 2020

Communiqué no. 129

Women's Team Pursuit / Poursuite par équipe femmes

Final Classification / Classement final

Rank	Team / Name	1000m	2000m 1000-2000	3000m 2000-3000	Time 3000-4000	Average Speed km/h
------	-------------	-------	--------------------	--------------------	-------------------	--------------------------

Communiqué approved by the Secretary of the Commissaires Panel:

LEGEND	
(X)	Rider pulled out before the finish
OVL	Overlapped
R	Replaced

23-26 January 2020

Women's Team Pursuit / Poursuite par équipe femmes
Finals / Finales
Race Analysis / Analyse de la course

GOLD

USA - United States				Lap	FRA - France			
Distance	Time	Rank	Lap Time		Distance	Time	Rank	Lap Time
125m	14.145	2			125m	13.990	1	
250m	22.095	1	22.095	1	250m	22.401	2	22.401
375m	29.878	1			375m	30.332	2	
500m	37.461	1	15.366	2	500m	38.213	2	15.812
625m	45.187	1			625m	46.185	2	
750m	52.770	1	15.309	3	750m	53.955	2	15.742
875m	1:00.434	1			875m	1:01.787	2	
1000m	1:08.237	1	15.467	4	1000m	1:09.624	2	15.669
1125m	1:15.914	1			1125m	1:17.547	2	
1250m	1:23.793	1	15.556	5	1250m	1:25.355	2	15.731
1375m	1:31.495	1			1375m	1:33.188	2	
1500m	1:39.359	1	15.566	6	1500m	1:41.062	2	15.707
1625m	1:47.127	1			1625m	1:49.145	2	
1750m	1:55.075	1	15.716	7	1750m	1:57.115	2	16.053
1875m	2:02.880	1			1875m	2:05.126	2	
2000m	2:10.639	1	15.564	8	2000m	2:13.112	2	15.997
2125m	2:18.301	1			2125m	2:21.170	2	
2250m	2:25.923	1	15.284	9	2250m	2:29.400	2	16.288
2375m	2:33.582	1			2375m	2:37.532	2	
2500m	2:41.412	1	15.489	10	2500m	2:45.911	2	16.511
2625m	2:49.159	1			2625m	2:54.040	2	
2750m	2:57.127	1	15.715	11	2750m	3:02.129	2	16.218
2875m	3:04.816	1			2875m	3:10.272	2	
3000m	3:12.446	1	15.319	12	3000m	3:18.521	2	16.392
3125m	3:19.947	1			3125m	3:26.620	2	
3250m	3:27.545	1	15.099	13	3250m	3:34.832	2	16.311
3375m	3:35.205	1			3375m	3:44.315	2	
3500m	3:45.636	1	18.091	14	3500m	OVL		
3625m					3625m			
3750m				15	3750m			
3875m					3875m			
4000m				16	4000m			

23-26 January 2020

**Women's Team Pursuit / Poursuite par équipe femmes
Finals / Finales
Race Analysis / Analyse de la course**

BRONZE

BEL - Belgium				Lap	CAN - Canada			
Distance	Time	Rank	Lap Time		Distance	Time	Rank	Lap Time
125m	14.095	1			125m	14.492	2	
250m	22.646	1	22.646	1	250m	22.951	2	22.951
375m	30.771	1			375m	30.924	2	
500m	38.771	2	16.125	2	500m	38.729	1	15.778
625m	46.604	1			625m	46.681	2	
750m	54.366	1	15.595	3	750m	54.441	2	15.712
875m	1:02.245	1			875m	1:02.252	2	
1000m	1:10.002	1	15.636	4	1000m	1:10.060	2	15.619
1125m	1:17.791	1			1125m	1:18.064	2	
1250m	1:25.812	1	15.810	5	1250m	1:25.860	2	15.800
1375m	1:33.716	2			1375m	1:33.626	1	
1500m	1:41.833	2	16.021	6	1500m	1:41.428	1	15.568
1625m	1:50.136	2			1625m	1:49.182	1	
1750m	1:58.423	2	16.590	7	1750m	1:57.076	1	15.648
1875m	2:06.487	2			1875m	2:04.910	1	
2000m	2:14.462	2	16.039	8	2000m	2:12.831	1	15.755
2125m	2:22.620	2			2125m	2:20.875	1	
2250m	2:30.654	2	16.192	9	2250m	2:29.179	1	16.348
2375m	2:38.731	2			2375m	2:37.257	1	
2500m	2:46.831	2	16.177	10	2500m	2:45.495	1	16.316
2625m	2:55.108	2			2625m	2:53.662	1	
2750m	3:03.152	2	16.321	11	2750m	3:01.789	1	16.294
2875m	3:11.229	2			2875m	3:10.150	1	
3000m	3:19.455	2	16.303	12	3000m	3:18.532	1	16.743
3125m	3:27.484	2			3125m	3:26.556	1	
3250m	3:35.591	2	16.136	13	3250m	3:34.601	1	16.069
3375m	3:43.865	2			3375m	3:42.672	1	
3500m	3:52.196	2	16.605	14	3500m	3:50.939	1	16.338
3625m	4:00.784	2			3625m	3:59.206	1	
3750m	4:09.087	2	16.891	15	3750m	4:07.519	1	16.580
3875m	4:17.313	2			3875m	4:16.030	1	
4000m	4:25.641	4	16.554	16	4000m	4:24.234	3	16.715

Communiqué approved by the Secretary of the Commissaires Panel:

LEGEND
OVL Overlapped

23-26 January 2020

Communiqué no. 128

Women's Team Pursuit / Poursuite par équipe femmes
Finals / Finales
Start List / Liste de départ

Fri 24 Jan 2020 - Race distance: 4km

World Record	4:10.236 GBR - Great Britain	Rio de Janeiro (BRA)	13 AUG 2016
---------------------	------------------------------	----------------------	-------------

Heat	Race Number	Team / Name	Time
FOR BRONZE		BEL - Belgium	_____
	4	D'HOORE Jolien	
	5	KOPECKY Lotte	
	70	BOSSUYT Shari	
	71	CROKET Gilke	
		CAN - Canada	_____
	11	COLLIER Devaney	
	85	ATTWELL Erin J	
	86	BROUWER Miriam	
	88	GIBSON Kinley	
FOR GOLD		USA - United States	_____
	65	VALENTE Jennifer	
	203	DYGERT Chloe	
	206	WHITE Emma	
	207	WILLIAMS Lily	
		FRA - France	_____
	23	COPPONI Clara	
	118	DEMAY Coralie	
	119	FORTIN Valentine	
	121	le NET Marie	

Communiqué approved by the Secretary of the Commissaires Panel:

.....

Note:

The composition of the teams may be subject to change up to 30 minutes before the start of the race.

23-26 January 2020

Communiqué no. 127

Women's Team Pursuit / Poursuite par équipe femmes
First Round / Premier tour
Results / Résultats

Fri 24 Jan 2020 - Race distance: 4km

World Record	4:10.236 GBR - Great Britain	Rio de Janeiro (BRA)	13 AUG 2016
---------------------	------------------------------	----------------------	-------------

Heat	Rank	Team / Name	1000m	2000m 1000-2000	3000m 2000-3000	Time 3000-4000	Average Speed km/h	
1	1	KOR - Republic of Korea	1:11.280 (1)	2:18.781 (1)	3:27.507 (1)	4:36.975	51,990	
		158 KANG Hyunkyung		1:07.501 (1)	1:08.726 (1)	1:09.468 (1)		
		159 KIM Hyunji		(X)				
		160 KIM Youri						
		161 LEE Jumi						
		157 JANG Suji		(R)				
2	1	BEL - Belgium	1:09.899 (1)	2:14.066 (1)	3:18.043 (1)	4:23.305	54,689	QB
		4 D'HOORE Jolien		1:04.167 (1)	1:03.977 (1)	1:05.262 (1)		
		5 KOPECKY Lotte						
		70 BOSSUYT Shari						
		71 CROKET Gilke		(X)				
		72 de CLERCQ Katrijn		(R)				
	2	GER - Germany	1:10.904 (2)	2:15.185 (2)	3:21.219 (2)	4:28.429	53,645	
		126 BECKER Charlotte		1:04.281 (2)	1:06.034 (2)	1:07.210 (2)		
		127 KROGER Mieke		(X)				
		128 STOCK Gudrun						
		129 SUSSEMILCH Laura						
3	1	FRA - France	1:09.311 (1)	2:13.374 (1)	3:17.780 (1)	4:22.822	54,790	QG
		23 COPPONI Clara		1:04.063 (2)	1:04.406 (1)	1:05.042 (2)		
		118 DEMAY Coralie						
		119 FORTIN Valentine		(X)				
		121 le NET Marie						
	2	CAN - Canada	1:10.059 (2)	2:13.435 (2)	3:18.889 (2)	4:23.501	54,649	QB
		11 COLLIER Devaney		(X)	1:03.376 (1)	1:05.454 (2)	1:04.612 (1)	
		85 ATTWELL Erin J						
		86 BROUWER Miriam						
		88 GIBSON Kinley						

23-26 January 2020

Communiqué no. 127

**Women's Team Pursuit / Poursuite par équipe femmes
First Round / Premier tour
Results / Résultats**

Fri 24 Jan 2020 - Race distance: 4km

Heat	Rank	Team / Name	1000m	2000m 1000-2000	3000m 2000-3000	Time 3000-4000	Average Speed km/h	
4	1	USA - United States	1:08.438 (1)	2:11.177 (1)	3:14.609 (1)	4:18.783	55,645	QG
		65 VALENTE Jennifer		1:02.739 (1)	1:03.432 (1)	1:04.174 (1)		
		203 DYGERT Chloe						
		206 WHITE Emma						
		207 WILLIAMS Lily						
	2	IRL - Ireland	1:10.339 (2)	2:14.213 (2)	3:19.291 (2)	4:26.389	54,056	
		138 GILLESPIE Lara		1:03.874 (2)	1:05.078 (2)	1:07.098 (2)		
		139 GRIFFIN Mia						
		140 MURPHY Kelly						
		141 SHARPE Alice						

Progression rule:

The winners of heats 3 and 4 in the First round ride the final for the gold and silver medals.
The remaining five teams will be ranked by their times in the First round and will be paired as follows:
The two fastest teams ride the final for the bronze medal.

Communiqué approved by the Secretary of the Commissaires Panel:

LEGEND

(X) Rider pulled out before the finish QB Qualified for Bronze QG Qualified for Gold R Replace

23-26 January 2020

Women's Team Pursuit / Poursuite par équipe femmes
First Round / Premier tour
Race Analysis / Analyse de la course

Heat 1

KOR - Republic of Korea					
Distance	Time	Rank	Lap Time	Lap	
125m	14.320	1			125m
250m	22.631	1	22.631	1	250m
375m	30.581	1			375m
500m	38.568	1	15.937	2	500m
625m	46.759	1			625m
750m	54.804	1	16.236	3	750m
875m	1:02.902	1			875m
1000m	1:11.280	1	16.476	4	1000m
1125m	1:19.624	1			1125m
1250m	1:27.732	1	16.452	5	1250m
1375m	1:36.200	1			1375m
1500m	1:44.628	1	16.896	6	1500m
1625m	1:53.191	1			1625m
1750m	2:01.709	1	17.081	7	1750m
1875m	2:10.175	1			1875m
2000m	2:18.781	1	17.072	8	2000m
2125m	2:27.512	1			2125m
2250m	2:35.977	1	17.196	9	2250m
2375m	2:44.440	1			2375m
2500m	2:53.059	1	17.082	10	2500m
2625m	3:01.571	1			2625m
2750m	3:10.314	1	17.255	11	2750m
2875m	3:18.888	1			2875m
3000m	3:27.507	1	17.193	12	3000m
3125m	3:36.165	1			3125m
3250m	3:45.094	1	17.587	13	3250m
3375m	3:53.851	1			3375m
3500m	4:02.639	1	17.545	14	3500m
3625m	4:11.548	1			3625m
3750m	4:20.057	1	17.418	15	3750m
3875m	4:28.491	1			3875m
4000m	4:36.975	1	16.918	16	4000m

23-26 January 2020

Women's Team Pursuit / Poursuite par équipe femmes
First Round / Premier tour
Race Analysis / Analyse de la course

Heat 2

BEL - Belgium				Lap	GER - Germany			
Distance	Time	Rank	Lap Time		Distance	Time	Rank	Lap Time
125m	14.300	1			125m	14.530	2	
250m	22.869	1	22.869	1	250m	23.118	2	23.118
375m	30.981	1			375m	31.271	2	
500m	38.985	1	16.116	2	500m	39.219	2	16.101
625m	46.763	1			625m	47.263	2	
750m	54.444	1	15.459	3	750m	55.143	2	15.924
875m	1:02.243	1			875m	1:03.023	2	
1000m	1:09.899	1	15.455	4	1000m	1:10.904	2	15.761
1125m	1:17.569	1			1125m	1:18.984	2	
1250m	1:25.462	1	15.563	5	1250m	1:26.932	2	16.028
1375m	1:33.319	1			1375m	1:34.906	2	
1500m	1:41.223	1	15.761	6	1500m	1:42.908	2	15.976
1625m	1:49.374	1			1625m	1:51.065	2	
1750m	1:57.570	1	16.347	7	1750m	1:59.056	2	16.148
1875m	2:05.942	1			1875m	2:07.074	2	
2000m	2:14.066	1	16.496	8	2000m	2:15.185	2	16.129
2125m	2:22.021	1			2125m	2:23.720	2	
2250m	2:29.910	1	15.844	9	2250m	2:31.798	2	16.613
2375m	2:37.957	1			2375m	2:39.964	2	
2500m	2:45.866	1	15.956	10	2500m	2:48.064	2	16.266
2625m	2:53.792	1			2625m	2:56.310	2	
2750m	3:01.755	1	15.889	11	2750m	3:04.558	2	16.494
2875m	3:09.921	1			2875m	3:13.042	2	
3000m	3:18.043	1	16.288	12	3000m	3:21.219	2	16.661
3125m	3:26.295	1			3125m	3:29.530	2	
3250m	3:34.692	1	16.649	13	3250m	3:37.824	2	16.605
3375m	3:42.747	1			3375m	3:46.265	2	
3500m	3:50.738	1	16.046	14	3500m	3:54.572	2	16.748
3625m	3:58.689	1			3625m	4:02.897	2	
3750m	4:06.832	1	16.094	15	3750m	4:11.456	2	16.884
3875m	4:14.908	1			3875m	4:20.078	2	
4000m	4:23.305	1	16.473	16	4000m	4:28.429	2	16.973

23-26 January 2020

Women's Team Pursuit / Poursuite par équipe femmes
First Round / Premier tour
Race Analysis / Analyse de la course

Heat 3

CAN - Canada				Lap	FRA - France			
Distance	Time	Rank	Lap Time		Distance	Time	Rank	Lap Time
125m	14.512	2			125m	13.944	1	
250m	22.971	2	22.971	1	250m	22.325	1	22.325
375m	30.894	2			375m	30.269	1	
500m	38.685	2	15.714	2	500m	38.123	1	15.798
625m	46.649	2			625m	45.983	1	
750m	54.437	2	15.752	3	750m	53.709	1	15.586
875m	1:02.217	2			875m	1:01.475	1	
1000m	1:10.059	2	15.622	4	1000m	1:09.311	1	15.602
1125m	1:18.020	2			1125m	1:17.315	1	
1250m	1:25.858	2	15.799	5	1250m	1:25.195	1	15.884
1375m	1:33.678	2			1375m	1:33.108	1	
1500m	1:41.497	2	15.639	6	1500m	1:41.100	1	15.905
1625m	1:49.516	2			1625m	1:49.168	1	
1750m	1:57.438	2	15.941	7	1750m	1:57.418	1	16.318
1875m	2:05.401	2			1875m	2:05.375	1	
2000m	2:13.435	2	15.997	8	2000m	2:13.374	1	15.956
2125m	2:21.641	2			2125m	2:21.363	1	
2250m	2:29.746	2	16.311	9	2250m	2:29.374	1	16.000
2375m	2:38.006	2			2375m	2:37.465	1	
2500m	2:46.169	2	16.423	10	2500m	2:45.761	1	16.387
2625m	2:54.354	2			2625m	2:53.776	1	
2750m	3:02.579	2	16.410	11	2750m	3:01.765	1	16.004
2875m	3:10.876	2			2875m	3:09.729	1	
3000m	3:18.889	2	16.310	12	3000m	3:17.780	1	16.015
3125m	3:26.813	2			3125m	3:25.697	1	
3250m	3:34.850	2	15.961	13	3250m	3:33.646	1	15.866
3375m	3:42.961	2			3375m	3:41.711	1	
3500m	3:51.031	2	16.181	14	3500m	3:49.959	1	16.313
3625m	3:59.181	2			3625m	3:58.087	1	
3750m	4:07.247	2	16.216	15	3750m	4:06.263	1	16.304
3875m	4:15.357	2			3875m	4:14.597	1	
4000m	4:23.501	2	16.254	16	4000m	4:22.822	1	16.559

23-26 January 2020

**Women's Team Pursuit / Poursuite par équipe femmes
First Round / Premier tour
Race Analysis / Analyse de la course**

Heat 4

USA - United States				Lap	IRL - Ireland			
Distance	Time	Rank	Lap Time		Distance	Time	Rank	Lap Time
125m	14.437	1			125m	15.074	2	
250m	22.578	1	22.578	1	250m	23.481	2	23.481
375m	30.515	1			375m	31.221	2	
500m	38.145	1	15.567	2	500m	38.900	2	15.419
625m	45.867	1			625m	46.729	2	
750m	53.385	1	15.240	3	750m	54.495	2	15.595
875m	1:00.907	1			875m	1:02.505	2	
1000m	1:08.438	1	15.053	4	1000m	1:10.339	2	15.844
1125m	1:16.171	1			1125m	1:18.239	2	
1250m	1:23.894	1	15.456	5	1250m	1:26.257	2	15.918
1375m	1:31.820	1			1375m	1:34.328	2	
1500m	1:39.617	1	15.723	6	1500m	1:42.389	2	16.132
1625m	1:47.500	1			1625m	1:50.351	2	
1750m	1:55.324	1	15.707	7	1750m	1:58.263	2	15.874
1875m	2:03.292	1			1875m	2:06.353	2	
2000m	2:11.177	1	15.853	8	2000m	2:14.213	2	15.950
2125m	2:19.037	1			2125m	2:22.057	2	
2250m	2:26.794	1	15.617	9	2250m	2:30.065	2	15.852
2375m	2:34.589	1			2375m	2:38.150	2	
2500m	2:42.445	1	15.651	10	2500m	2:46.265	2	16.200
2625m	2:50.368	1			2625m	2:54.572	2	
2750m	2:58.363	1	15.918	11	2750m	3:02.790	2	16.525
2875m	3:06.402	1			2875m	3:11.016	2	
3000m	3:14.609	1	16.246	12	3000m	3:19.291	2	16.501
3125m	3:22.648	1			3125m	3:27.765	2	
3250m	3:30.781	1	16.172	13	3250m	3:35.986	2	16.695
3375m	3:38.666	1			3375m	3:44.182	2	
3500m	3:46.460	1	15.679	14	3500m	3:52.436	2	16.450
3625m	3:54.383	1			3625m	4:00.929	2	
3750m	4:02.381	1	15.921	15	3750m	4:09.350	2	16.914
3875m	4:10.454	1			3875m	4:17.970	2	
4000m	4:18.783	1	16.402	16	4000m	4:26.389	2	17.039

Communiqué approved by the Secretary of the Commissaires Panel:

23-26 January 2020

Communiqué no. 126 Rectificatif 1

Women's Team Pursuit / Poursuite par équipe femmes
First Round / Premier tour
Start List / Liste de départ

Fri 24 Jan 2020 - Race distance: 4km

World Record	4:10.236 GBR - Great Britain	Rio de Janeiro (BRA)	13 AUG 2016
---------------------	------------------------------	----------------------	-------------

Heat	Race Number	Team / Name	Time
1		KOR - Republic of Korea	_____
	158	KANG Hyunkyung	
	159	KIM Hyunji	
	160	KIM Youri	
	161	LEE Jumi	
2		BEL - Belgium	_____
	4	D'HOORE Jolien	
	5	KOPECKY Lotte	
	70	BOSSUYT Shari	
	71	CROKET Gilke	
		GER - Germany	_____
	126	BECKER Charlotte	
	127	KROGER Mieke	
	128	STOCK Gudrun	
	129	SUSSEMILCH Laura	
3		CAN - Canada	_____
	11	COLLIER Devaney	
	85	ATTWELL Erin J	
	86	BROUWER Miriam	
	88	GIBSON Kinley	
		FRA - France	_____
	23	COPPONI Clara	
	118	DEMAY Coralie	
	119	FORTIN Valentine	
	121	le NET Marie	

23-26 January 2020

Communiqué no. 126 Rectificatif 1

**Women's Team Pursuit / Poursuite par équipe femmes
First Round / Premier tour
Start List / Liste de départ**

Fri 24 Jan 2020 - Race distance: 4km

Heat	Race Number	Team / Name	Time
4		USA - United States	_____
	65	VALENTE Jennifer	
	203	DYGERT Chloe	
	206	WHITE Emma	
	207	WILLIAMS Lily	
		IRL - Ireland	_____
	138	GILLESPIE Lara	
	139	GRIFFIN Mia	
	140	MURPHY Kelly	
	141	SHARPE Alice	

Progression rule:

The winners of heats 3 and 4 in the First round ride the final for the gold and silver medals.
The remaining five teams will be ranked by their times in the First round and will be paired as follows:
The two fastest teams ride the final for the bronze medal.

Communiqué approved by the Secretary of the Commissaires Panel:
.....

Note:

The composition of the teams may be subject to change up to 30 minutes before the start of the race.

23-26 January 2020

Communiqué no. 125

**Women's Team Pursuit / Poursuite par équipe femmes
Qualifying / Qualifications
Results / Résultats**

Thu 23 Jan 2020 - Race distance: 4km

World Record	4:10.236 GBR - Great Britain	Rio de Janeiro (BRA)	13 AUG 2016
---------------------	------------------------------	----------------------	-------------

Rank	Team / Name	1000m	2000m 1000-2000	3000m 2000-3000	Time 3000-4000	Average Speed km/h
1	USA - United States	1:08.680 (1)	2:10.698 (1)	3:14.422 (1)	4:21.472	55,073
	65 VALENTE Jennifer		1:02.018 (1)	1:03.724 (1)	1:07.050 (5)	
	203 DYGERT Chloe					
	206 WHITE Emma (X)					
	207 WILLIAMS Lily					
2	CAN - Canada	1:10.177 (2)	2:14.187 (2)	3:19.043 (2)	4:23.252	54,700
	11 COLLIER Devaney		1:04.010 (4)	1:04.856 (2)	1:04.209 (1)	
	85 ATTWELL Erin J (X)					
	86 BROUWER Miriam					
	88 GIBSON Kinley					
3	FRA - France	1:10.792 (3)	2:14.357 (3)	3:19.461 (3)	4:24.812	54,378
	23 COPPONI Clara (X)		1:03.565 (3)	1:05.104 (4)	1:05.351 (2)	
	118 DEMAY Coralie					
	119 FORTIN Valentine					
	121 le NET Marie					
4	IRL - Ireland	1:12.474 (7)	2:15.543 (4)	3:20.406 (4)	4:26.405	54,053
	138 GILLESPIE Lara		1:03.069 (2)	1:04.863 (3)	1:05.999 (3)	
	139 GRIFFIN Mia (X)					
	140 MURPHY Kelly					
	141 SHARPE Alice					
5	BEL - Belgium	1:11.365 (4)	2:15.796 (5)	3:21.368 (5)	4:28.080	53,715
	4 D'HOORE Jolien (X)		1:04.431 (5)	1:05.572 (6)	1:06.712 (4)	
	5 KOPECKY Lotte					
	70 BOSSUYT Shari					
	72 de CLERCQ Katrijn					
6	GER - Germany	1:11.686 (5)	2:16.520 (6)	3:21.928 (6)	4:31.468	53,045
	126 BECKER Charlotte		1:04.834 (6)	1:05.408 (5)	1:09.540 (6)	
	127 KROGER Mieke					
	128 STOCK Gudrun					
	129 SUSSEMILCH Laura (X)					
7	KOR - Republic of Korea	1:11.971 (6)	2:18.259 (7)	3:28.020 (7)	4:40.025	51,424
	157 JANG Suji (X)		1:06.288 (7)	1:09.761 (7)	1:12.005 (7)	
	158 KANG Hyunkyung					
	160 KIM Youri					
	161 LEE Jumi					

Progression rule:

The seven teams recording the best times in the qualifying round will be matched in the First round as follows:
 The 7th fastest team ride alone.
 The 5th fastest team against the 6th fastest team.
 The 2nd fastest team against the 3rd fastest team.
 The fastest team against the 4th fastest team.

23-26 January 2020

Communiqué no. 125

Women's Team Pursuit / Poursuite par équipe femmes
Qualifying / Qualifications
Results / Résultats

Thu 23 Jan 2020 - Race distance: 4km

Rank	Team / Name	1000m	2000m 1000-2000	3000m 2000-3000	Time 3000-4000	Average Speed km/h
------	-------------	-------	--------------------	--------------------	-------------------	--------------------------

Communiqué approved by the Secretary of the Commissaires Panel:

LEGEND (X) Rider pulled out before the finish

23-26 January 2020

Women's Team Pursuit / Poursuite par équipe femmes
Qualifying / Qualifications
Race Analysis / Analyse de la course

Heat 1				Heat 2				
Distance	IRL - Ireland		Lap Time	Lap	Distance	BEL - Belgium		Lap Time
	Time	Rank				Time	Rank	
125m	15.079	7			125m	14.545	4	
250m	24.000	7	24.000	1	250m	23.095	4	23.095
375m	32.332	7			375m	31.061	3	
500m	40.470	7	16.470	2	500m	38.903	3	15.808
625m	48.627	7			625m	46.979	3	
750m	56.600	7	16.130	3	750m	55.071	3	16.168
875m	1:04.506	7			875m	1:03.276	4	
1000m	1:12.474	7	15.874	4	1000m	1:11.365	4	16.294
1125m	1:20.291	7			1125m	1:19.349	4	
1250m	1:28.115	6	15.641	5	1250m	1:27.245	4	15.880
1375m	1:35.968	5			1375m	1:35.310	4	
1500m	1:43.840	5	15.725	6	1500m	1:43.335	4	16.090
1625m	1:51.938	5			1625m	1:51.429	4	
1750m	1:59.872	5	16.032	7	1750m	1:59.743	4	16.408
1875m	2:07.713	4			1875m	2:07.767	5	
2000m	2:15.543	4	15.671	8	2000m	2:15.796	5	16.053
2125m	2:23.588	4			2125m	2:23.840	5	
2250m	2:31.539	4	15.996	9	2250m	2:31.961	5	16.165
2375m	2:39.493	4			2375m	2:40.441	5	
2500m	2:47.657	4	16.118	10	2500m	2:48.873	5	16.912
2625m	2:55.734	4			2625m	2:56.997	5	
2750m	3:03.852	4	16.195	11	2750m	3:05.100	5	16.227
2875m	3:12.206	4			2875m	3:13.132	5	
3000m	3:20.406	4	16.554	12	3000m	3:21.368	5	16.268
3125m	3:28.651	4			3125m	3:29.580	5	
3250m	3:36.936	4	16.530	13	3250m	3:37.931	5	16.563
3375m	3:45.366	4			3375m	3:46.599	6	
3500m	3:53.626	4	16.690	14	3500m	3:55.343	6	17.412
3625m	4:01.740	4			3625m	4:03.691	6	
3750m	4:09.917	4	16.291	15	3750m	4:11.890	5	16.547
3875m	4:18.148	4			3875m	4:19.966	5	
4000m	4:26.405	4	16.488	16	4000m	4:28.080	5	16.190

23-26 January 2020

Women's Team Pursuit / Poursuite par équipe femmes
Qualifying / Qualifications
Race Analysis / Analyse de la course

Heat 3				Heat 4				
Distance	KOR - Republic of Korea			Lap	Distance	FRA - France		
	Time	Rank	Lap Time			Time	Rank	Lap Time
125m	14.803	6			125m	14.411	2	
250m	23.485	6	23.485	1	250m	23.003	3	23.003
375m	31.701	6			375m	31.147	4	
500m	39.925	6	16.440	2	500m	39.189	4	16.186
625m	47.867	6			625m	47.238	4	
750m	55.821	6	15.896	3	750m	55.084	4	15.895
875m	1:03.922	6			875m	1:02.926	3	
1000m	1:11.971	6	16.150	4	1000m	1:10.792	3	15.708
1125m	1:20.078	6			1125m	1:18.767	3	
1250m	1:28.291	7	16.320	5	1250m	1:26.632	3	15.840
1375m	1:36.645	7			1375m	1:34.475	3	
1500m	1:44.684	7	16.393	6	1500m	1:42.410	3	15.778
1625m	1:52.789	7			1625m	1:50.393	3	
1750m	2:00.933	7	16.249	7	1750m	1:58.534	3	16.124
1875m	2:09.438	7			1875m	2:06.463	3	
2000m	2:18.259	7	17.326	8	2000m	2:14.357	3	15.823
2125m	2:27.390	7			2125m	2:22.273	2	
2250m	2:36.126	7	17.867	9	2250m	2:30.218	2	15.861
2375m	2:44.763	7			2375m	2:38.265	2	
2500m	2:53.335	7	17.209	10	2500m	2:46.386	2	16.168
2625m	3:01.833	7			2625m	2:54.678	2	
2750m	3:10.478	7	17.143	11	2750m	3:02.973	2	16.587
2875m	3:19.096	7			2875m	3:11.353	3	
3000m	3:28.020	7	17.542	12	3000m	3:19.461	3	16.488
3125m	3:37.150	7			3125m	3:27.544	3	
3250m	3:46.046	7	18.026	13	3250m	3:35.679	3	16.218
3375m	3:55.036	7			3375m	3:43.836	3	
3500m	4:04.363	7	18.317	14	3500m	3:52.181	3	16.502
3625m	4:13.371	7			3625m	4:00.279	3	
3750m	4:22.294	7	17.931	15	3750m	4:08.375	3	16.194
3875m	4:31.075	7			3875m	4:16.539	3	
4000m	4:40.025	7	17.731	16	4000m	4:24.812	3	16.437

23-26 January 2020

Women's Team Pursuit / Poursuite par équipe femmes
Qualifying / Qualifications
Race Analysis / Analyse de la course

Heat 5				Heat 6				
Distance	USA - United States			Lap	Distance	CAN - Canada		
	Time	Rank	Lap Time			Time	Rank	Lap Time
125m	14.172	1			125m	14.453	3	
250m	22.308	1	22.308	1	250m	22.825	2	22.825
375m	29.996	1			375m	30.715	2	
500m	37.770	1	15.462	2	500m	38.499	2	15.674
625m	45.365	1			625m	46.469	2	
750m	53.175	1	15.405	3	750m	54.329	2	15.830
875m	1:00.921	1			875m	1:02.250	2	
1000m	1:08.680	1	15.505	4	1000m	1:10.177	2	15.848
1125m	1:16.547	1			1125m	1:18.259	2	
1250m	1:24.235	1	15.555	5	1250m	1:26.217	2	16.040
1375m	1:31.888	1			1375m	1:34.137	2	
1500m	1:39.506	1	15.271	6	1500m	1:42.066	2	15.849
1625m	1:47.245	1			1625m	1:50.127	2	
1750m	1:54.960	1	15.454	7	1750m	1:58.161	2	16.095
1875m	2:02.747	1			1875m	2:06.158	2	
2000m	2:10.698	1	15.738	8	2000m	2:14.187	2	16.026
2125m	2:18.603	1			2125m	2:22.381	3	
2250m	2:26.621	1	15.923	9	2250m	2:30.488	3	16.301
2375m	2:34.858	1			2375m	2:38.754	3	
2500m	2:42.909	1	16.288	10	2500m	2:46.938	3	16.450
2625m	2:50.897	1			2625m	2:55.026	3	
2750m	2:58.750	1	15.841	11	2750m	3:03.038	3	16.100
2875m	3:06.584	1			2875m	3:11.147	2	
3000m	3:14.422	1	15.672	12	3000m	3:19.043	2	16.005
3125m	3:22.283	1			3125m	3:27.033	2	
3250m	3:30.270	1	15.848	13	3250m	3:34.976	2	15.933
3375m	3:38.335	1			3375m	3:42.916	2	
3500m	3:46.564	1	16.294	14	3500m	3:51.024	2	16.048
3625m	3:54.982	1			3625m	3:59.000	2	
3750m	4:03.628	1	17.064	15	3750m	4:07.053	2	16.029
3875m	4:12.459	1			3875m	4:15.141	2	
4000m	4:21.472	1	17.844	16	4000m	4:23.252	2	16.199

23-26 January 2020

Women's Team Pursuit / Poursuite par équipe femmes
Qualifying / Qualifications
Race Analysis / Analyse de la course

Heat 7

Distance	GER - Germany		Lap Time	Lap
	Time	Rank		
125m	14.696	5		
250m	23.331	5	23.331	1
375m	31.406	5		
500m	39.300	5	15.969	2
625m	47.374	5		
750m	55.424	5	16.124	3
875m	1:03.553	5		
1000m	1:11.686	5	16.262	4
1125m	1:20.006	5		
1250m	1:28.094	5	16.408	5
1375m	1:36.107	6		
1500m	1:44.069	6	15.975	6
1625m	1:52.187	6		
1750m	2:00.212	6	16.143	7
1875m	2:08.303	6		
2000m	2:16.520	6	16.308	8
2125m	2:24.907	6		
2250m	2:33.120	6	16.600	9
2375m	2:41.303	6		
2500m	2:49.449	6	16.329	10
2625m	2:57.727	6		
2750m	3:05.829	6	16.380	11
2875m	3:13.901	6		
3000m	3:21.928	6	16.099	12
3125m	3:30.130	6		
3250m	3:38.234	6	16.306	13
3375m	3:46.403	5		
3500m	3:54.616	5	16.382	14
3625m	4:03.067	5		
3750m	4:12.985	6	18.369	15
3875m	4:22.170	6		
4000m	4:31.468	6	18.483	16

Communiqué approved by the Secretary of the Commissaires Panel:

23-26 January 2020

Communiqué no. 124

Women's Team Pursuit / Poursuite par équipe femmes
Qualifying / Qualifications
Start List / Liste de départ

Thu 23 Jan 2020 - Race distance: 4km

World Record	4:10.236 GBR - Great Britain	Rio de Janeiro (BRA)	13 AUG 2016
---------------------	------------------------------	----------------------	-------------

Heat	Race Number	Team / Name	Time
1		IRL - Ireland	_____
	138	GILLESPIE Lara	
	139	GRIFFIN Mia	
	140	MURPHY Kelly	
	141	SHARPE Alice	
2		BEL - Belgium	_____
	4	D'HOORE Jolien	
	5	KOPECKY Lotte	
	70	BOSSUYT Shari	
	72	de CLERCQ Katrijn	
3		KOR - Republic of Korea	_____
	157	JANG Suji	
	158	KANG Hyunkyung	
	160	KIM Yuri	
	161	LEE Jumi	
4		FRA - France	_____
	23	COPPONI Clara	
	118	DEMAY Coralie	
	119	FORTIN Valentine	
	121	le NET Marie	
5		USA - United States	_____
	65	VALENTE Jennifer	
	203	DYGERT Chloe	
	206	WHITE Emma	
	207	WILLIAMS Lily	
6		CAN - Canada	_____
	11	COLLIER Devaney	
	85	ATTWELL Erin J	
	86	BROUWER Miriam	
	88	GIBSON Kinley	

23-26 January 2020

Communiqué no. 124

**Women's Team Pursuit / Poursuite par équipe femmes
Qualifying / Qualifications
Start List / Liste de départ**

Thu 23 Jan 2020 - Race distance: 4km

Heat	Race Number	Team / Name	Time
7		GER - Germany	
	126	BECKER Charlotte	
	127	KROGER Mieke	
	128	STOCK Gudrun	
	129	SUSSEMILCH Laura	

Progression rule:

The seven teams recording the best times in the qualifying round will be matched in the First round as follows:
 The 7th fastest team ride alone.
 The 5th fastest team against the 6th fastest team.
 The 2nd fastest team against the 3rd fastest team.
 The fastest team against the 4th fastest team.

Communiqué approved by the Secretary of the Commissaires Panel:

Note:

The composition of the teams may be subject to change up to 30 minutes before the start of the race.

23-26 January 2020

Communiqué no. 143

Women's Omnium / Omnium femmes

World Cup Standings / Classement coupe du monde

As of SUN 26 JAN 2020

Event No 1	Minsk (BLR)	1-3 NOV 2019
Event No 2	Glasgow (GBR)	8-10 NOV 2019
Event No 3	Hong-Kong (HKG)	29 NOV-1 DEC 2019
Event No 4	Cambridge (NZL)	6-8 DEC 2019
Event No 5	Brisbane (AUS)	13-15 DEC 2019
Event No 6	Milton (CAN)	24-26 JAN 2020

Rank	Name	Team Code	Event No 1	Event No 2	Event No 3	Event No 4	Event No 5	Event No 6	Total Points
1	VALENTE Jennifer	USA	500,0			450,0	500,0	500,0	1950,0
2	MARTINS Maria	POR	205,0	205,0	450,0	375,0		325,0	1560,0
3	STENBERG Anita Yvonne	NOR	175,0	300,0	350,0	275,0	275,0	130,0	1505,0
4	KAJIHARA Yumi	JPN		375,0	500,0	500,0			1375,0
5	ZABELINSKAYA Olga	UZB	90,0	450,0	145,0	225,0	205,0	175,0	1290,0
6	LEE Sze Wing	HKG	190,0	110,0	300,0	300,0	130,0	110,0	1140,0
7	D'HOORE Jolien	BEL	275,0		400,0			375,0	1050,0
8	PIKULIK Daria	POL	375,0	325,0		350,0			1050,0
9	BEVERIDGE Allison	CAN		160,0		400,0	450,0		1010,0
10	KAY Emily	IRL	145,0	145,0	275,0			400,0	965,0
11	WANG Xiaofei	CHN	110,0		190,0	175,0	300,0	160,0	935,0
12	PATERNOSTER Letizia	ITA	450,0					450,0	900,0
13	GUZZINI Vittoria	ITA		250,0		190,0	375,0		815,0
14	WILD Kirsten	NED	300,0	500,0					800,0
15	COPPONI Clara	FRA	350,0				100,0	300,0	750,0
16	SULTANOVA Rinata	KAZ	60,0		250,0	325,0	100,0		735,0
17	SALAZAR VAZQUEZ Lizbeth Yareli	MEX			225,0	160,0	250,0		635,0
18	JOSEPH Amber	BAR	130,0		60,0	120,0	225,0	100,0	635,0
19	BALEISYTE Olivija	LTU	70,0	130,0	130,0			275,0	605,0
20	SHARAKOVA Tatsiana	BLR	225,0					350,0	575,0
21	DIDERIKSEN Amalie	DEN	325,0	225,0					550,0
22	EDMONDSON Annette	AUS		400,0			120,0		520,0
23	KLIMOVA Diana	RUS	250,0					250,0	500,0
24	EBERHARDT Verena	AUT	160,0	80,0	110,0			145,0	495,0
25	USABIAGA BALERDI Ana	ESP				130,0	160,0	190,0	480,0
26	KENNY Laura	GBR	400,0					70,0	470,0
27	HUANG Ting Ying	TPE			120,0	100,0	145,0	90,0	455,0
28	SEITZ Aline	SUI		190,0		80,0	175,0		445,0
29	MEDVEDOVA Tereza	SVK	50,0		80,0	110,0	190,0		430,0
30	WALDIS Andrea	SUI	100,0		100,0			225,0	425,0
31	CHULKOVA Anastasia	CAT				90,0	325,0		415,0
32	COLLIER Devaney	CAN			205,0			205,0	410,0
33	EDMONDSTON Holly	NZL					400,0		400,0
34	DRUMMOND Michaela	NZL			375,0				375,0
35	USABIAGA BALERDI Irene	ESP	120,0	90,0	160,0				370,0
36	PLOSAJ Nikol	POL					350,0		350,0
37	KOPECKY Lotte	BEL		350,0					350,0
38	LETH Julie	DEN			325,0				325,0
39	EVANS Neah	GBR		275,0					275,0

23-26 January 2020
Communiqué no. 143
Women's Omnium / Omnium femmes
World Cup Standings / Classement coupe du monde

As of SUN 26 JAN 2020

Rank	Name	Team Code	Event No 1	Event No 2	Event No 3	Event No 4	Event No 5	Event No 6	Total Points
40	BAKER Georgia	AUS				250,0			250,0
41	BOYLAN Lydia	IRL				205,0			205,0
42	DRONOVA Tamara	RUS			175,0				175,0
43	DEMAY Coralie	FRA		175,0					175,0
44	BUCHANAN Rushlee	NZL				145,0			145,0
45	NAKAMURA Kisato	JPN						120,0	120,0
46	BIRCH Christina	USA		120,0					120,0
47	McCURLEY Shannon	IRL					110,0		110,0
48	FURUYAMA Kie	JPN					100,0		100,0
49	LIU Jiali	CHN		100,0					100,0
50	BARBIERI Rachele	ITA			90,0				90,0
51	SEVCIKOVA Petra	CZE						80,0	80,0
52	COLES-LYSTER Maggie	CAN	80,0						80,0
53	MACHACOVA Jarmila	CZE			70,0				70,0
54	BACIKOVA Alzbeta	SVK		70,0					70,0
55	ROSTOVTSEVA Maria	RUS		60,0					60,0

Women's Omnium / Omnium femmes

Final Classification / Classement final

Rank	Race No.	Name	Team Code	Scratch Race 1/4	Tempo Race 2/4	Elimination Race 3/4	Sub Total Points	Points Race 4/4 (80 Laps - 20 Km)										Total Points	
								Sprint Points								Lap Points			Finish Order
								1	2	3	4	5	6	7	8	+	-		
1	65	VALENTE Jennifer	USA	36 (3)	32 (5)	40 (1)	108 (1)	5		3	5	5	5	3			19	134	
2	38	PATERNOSTER Letizia	ITA	38 (2)	28 (7)	38 (2)	104 (2)		2		1	3			4		3	114	
3	35	KAY Emily	IRL	32 (5)	40 (1)	26 (8)	98 (3)	3				1					8	102	
4	4	D'HOORE Jolien	BEL	30 (6)	20 (11)	36 (3)	86 (4)	2	1				3				5	92	
5	8	SHARAKOVA Tatsiana	BLR	1 (22)	38 (2)	10 (16)	49 (13)		5	5				10	20		1	89	
6	50	MARTINS Maria	POR	26 (8)	24 (9)	32 (5)	82 (5)							6			2	88	
7	23	COPPONI Clara	FRA	34 (4)	6 (18)	34 (4)	74 (7)			2				2			4	78	
8	42	BALEISYTE Olivija	LTU	28 (7)	30 (6)	20 (11)	78 (6)										20	78	
9	52	KLIMOVA Diana	RUS	16 (13)	10 (16)	30 (6)	56 (9)		3		3		1				6	63	
10	55	WALDIS Andrea	SUI	10 (16)	22 (10)	28 (7)	60 (8)			1				1			12	62	
11	11	COLLIER Devaney	CAN	22 (10)	14 (14)	16 (13)	52 (12)					2					7	54	
12	19	USABIAGA BALERDI Ana	ESP	24 (9)	8 (17)	22 (10)	54 (10)										11	54	
13	66	ZABELINSKAYA Olga	UZB	2 (20)	36 (3)	14 (14)	52 (11)										10	52	
14	15	WANG Xiaofei	CHN	14 (14)	16 (13)	12 (15)	42 (14)	1			2		2	5			13	52	
15	2	EBERHARDT Verena	AUT	4 (19)	12 (15)	24 (9)	40 (15)										18	40	
16	46	STENBERG Anita Yvonne	NOR	6 (18)	26 (8)	4 (19)	36 (16)										9	36	
17	40	NAKAMURA Kisato	JPN	18 (12)	4 (19)	6 (18)	28 (17)										14	28	
18	32	LEE Sze Wing	HKG	1 (21)	18 (12)	2 (20)	21 (18)										15	21	
19	3	JOSEPH Amber	BAR	8 (17)	2 (20)	8 (17)	18 (19)							2			16	20	
20	58	HUANG Ting Ying	TPE	12 (15)	1 (21)	1 (21)	14 (20)										17	14	
21	17	SEVCIKOVA Petra	CZE	20 (11)	DNF	18 (12)	-1 (21)									40	21	-41	
22	27	KENNY Laura	GBR	40 (1)	34 (4)	DNS												DNF	

Elapsed Time: 25:31 - Average Speed: 47,022km/h

Communiqué approved by the Secretary of the Commissaires Panel:

NOTES

Points scale for the first three phases: 1st: 40 points, 2nd: 38 points, 3rd: 36 points, etc.

LEGEND

-	Points	+	Points	DNF	Did Not	DNS	Did Not
nn (x)	Points	No.	Numbe				

23-26 January 2020

Communiqué no. 142

Women's Omnium / Omnium femmes

Results Progression / Tableau de progression

Rank	Race No.	Name	Team Code	Scratch Race 1/4		Tempo Race 2/4		Elimination Race 3/4		Points Race 4/4	
				Rank	Points	Rank	Points	Rank	Points	Points	
1	65	VALENTE Jennifer	USA	Race result:	3	36	5	32	1	40	26
				Overall:	3	36	3	68	1	108	134
2	38	PATERNOSTER Letizia	ITA	Race result:	2	38	7	28	2	38	10
				Overall:	2	38	4	66	2	104	114
3	35	KAY Emily	IRL	Race result:	5	32	1	40	8	26	4
				Overall:	5	32	2	72	3	98	102
4	4	D'HOORE Jolien	BEL	Race result:	6	30	11	20	3	36	6
				Overall:	6	30	6	50	4	86	92
5	8	SHARAKOVA Tatsiana	BLR	Race result:	22	1	2	38	16	10	40
				Overall:	22	1	9	39	13	49	89
6	50	MARTINS Maria	POR	Race result:	8	26	9	24	5	32	6
				Overall:	8	26	7	50	5	82	88
7	23	COPPONI Clara	FRA	Race result:	4	34	18	6	4	34	4
				Overall:	4	34	8	40	7	74	78
8	42	BALEISYTE Olivija	LTU	Race result:	7	28	6	30	11	20	0
				Overall:	7	28	5	58	6	78	78
9	52	KLIMOVA Diana	RUS	Race result:	13	16	16	10	6	30	7
				Overall:	13	16	16	26	9	56	63
10	55	WALDIS Andrea	SUI	Race result:	16	10	10	22	7	28	2
				Overall:	16	10	14	32	8	60	62
11	11	COLLIER Devaney	CAN	Race result:	10	22	14	14	13	16	2
				Overall:	10	22	11	36	12	52	54
12	19	USABIAGA BALERDI Ana	ESP	Race result:	9	24	17	8	10	22	0
				Overall:	9	24	13	32	10	54	54
13	66	ZABELINSKAYA Olga	UZB	Race result:	20	2	3	36	14	14	0
				Overall:	20	2	10	38	11	52	52
14	15	WANG Xiaofei	CHN	Race result:	14	14	13	16	15	12	10
				Overall:	14	14	15	30	14	42	52
15	2	EBERHARDT Verena	AUT	Race result:	19	4	15	12	9	24	0
				Overall:	19	4	19	16	15	40	40
16	46	STENBERG Anita Yvonne	NOR	Race result:	18	6	8	26	19	4	0
				Overall:	18	6	12	32	16	36	36
17	40	NAKAMURA Kisato	JPN	Race result:	12	18	19	4	18	6	0
				Overall:	12	18	17	22	17	28	28
18	32	LEE Sze Wing	HKG	Race result:	21	1	12	18	20	2	0
				Overall:	21	1	18	19	18	21	21
19	3	JOSEPH Amber	BAR	Race result:	17	8	20	2	17	8	2
				Overall:	17	8	21	10	19	18	20
20	58	HUANG Ting Ying	TPE	Race result:	15	12	21	1	21	1	0
				Overall:	15	12	20	13	20	14	14
21	17	SEVCIKOVA Petra	CZE	Race result:	11	20	DNF		12	18	-40
				Overall:	11	20	22		21	-1	-41
DNF	27	KENNY Laura	GBR	Race result:	1	40	4	34	DNS		
				Overall:	1	40	1	74	22		DNF

23-26 January 2020

Communiqué no. 142

Women's Omnium / Omnium femmes
Results Progression / Tableau de progression

Rank	Race No.	Name	Team Code	Scratch Race 1/4		Tempo Race 2/4		Elimination Race 3/4		Points Race 4/4
				Rank	Points	Rank	Points	Rank	Points	Points

Note:
Points scale for the first 4 phases : 1st: 40 points, 2nd: 38 points, 3rd: 36 points, etc.

LEGEND
DNF Did Not Finish **DNS** Did Not Start **No.** Number

23-26 January 2020

Communiqué no. 140

Women's Omnium / Omnium femmes
Points Race 4\4 / Course aux points 4\4
Start List / Liste de départ

Sun 26 Jan 2020 - Race distance: 80 laps (20km) with 8 sprints

Race Number	Name	Team Code
-------------	------	-----------

At the fence

65	VALENTE Jennifer	USA
35	KAY Emily	IRL
50	MARTINS Maria	POR
23	COPPONI Clara	FRA
52	KLIMOVA Diana	RUS
66	ZABELINSKAYA Olga	UZB
8	SHARAKOVA Tatsiana	BLR
2	EBERHARDT Verena	AUT
40	NAKAMURA Kisato	JPN
3	JOSEPH Amber	BAR
17	SEVCIKOVA Petra	CZE

At the blue band

38	PATERNOSTER Letizia	ITA
4	D'HOORE Jolien	BEL
42	BALEISYTE Olivija	LTU
55	WALDIS Andrea	SUI
19	USABIAGA BALERDI Ana	ESP
11	COLLIER Devaney	CAN
15	WANG Xiaofei	CHN
46	STENBERG Anita Yvonne	NOR
32	LEE Sze Wing	HKG
58	HUANG Ting Ying	TPE

Communiqué approved by the Secretary of the Commissaires Panel:

23-26 January 2020

Communiqué no. 138

**Women's Omnium / Omnium femmes
Elimination Race 3¼ / Course par élimination 3¼
Results / Résultats**

Elapsed time: 12:28

Average Speed: 46,872km/h

Rank	Race Number	Name	Team Code
1	65	VALENTE Jennifer	USA
2	38	PATERNOSTER Letizia	ITA
3	4	D'HOORE Jolien	BEL
4	23	COPPONI Clara	FRA
5	50	MARTINS Maria	POR
6	52	KLIMOVA Diana	RUS
7	55	WALDIS Andrea	SUI
8	35	KAY Emily	IRL
9	2	EBERHARDT Verena	AUT
10	19	USABIAGA BALERDI Ana	ESP
11	42	BALEISYTE Olivija	LTU
12	17	SEVCIKOVA Petra	CZE
13	11	COLLIER Devaney	CAN
14	66	ZABELINSKAYA Olga	UZB
15	15	WANG Xiaofei	CHN
16	8	SHARAKOVA Tatsiana	BLR
17	3	JOSEPH Amber	BAR
18	40	NAKAMURA Kisato	JPN
19	46	STENBERG Anita Yvonne	NOR
20	32	LEE Sze Wing	HKG
21	58	HUANG Ting Ying	TPE
	27	KENNY Laura	GBR

DNS

Communiqué approved by the Secretary of the Commissaires Panel:

.....

LEGEND
DNS Did Not Start

23-26 January 2020

Communiqué no. 137

**Women's Omnium / Omnium femmes
Elimination Race 3¼ / Course par élimination 3¼
Start List / Liste de départ**

Race Number	Name	Team Code
At the fence		
27	KENNY Laura	GBR
65	VALENTE Jennifer	USA
42	BALEISYTE Olivija	LTU
50	MARTINS Maria	POR
8	SHARAKOVA Tatsiana	BLR
11	COLLIER Devaney	CAN
19	USABIAGA BALERDI Ana	ESP
15	WANG Xiaofei	CHN
40	NAKAMURA Kisato	JPN
2	EBERHARDT Verena	AUT
3	JOSEPH Amber	BAR
At the blue band		
35	KAY Emily	IRL
38	PATERNOSTER Letizia	ITA
4	D'HOORE Jolien	BEL
23	COPPONI Clara	FRA
66	ZABELINSKAYA Olga	UZB
46	STENBERG Anita Yvonne	NOR
55	WALDIS Andrea	SUI
52	KLIMOVA Diana	RUS
32	LEE Sze Wing	HKG
58	HUANG Ting Ying	TPE
17	SEVCIKOVA Petra	CZE

Communiqué approved by the Secretary of the Commissaires Panel:

.....

23-26 January 2020

Communiqué no. 135

Women's Omnium / Omnium femmes
Tempo Race 2\4 / Course tempo 2\4
Results / Résultats

Sun 26 Jan 2020 - Race distance: 30 laps (7,5km)

Elapsed time: **8:52**

Average Speed: **50,661km/h**

Rank	Race No.	Name	Team Code	Sprints Won	Lap Points			Finish Order	Total Points
					+	-	Balance		
1	35	KAY Emily	IRL	15, 16, 17, 18, 19	20		20	16	25
2	8	SHARAKOVA Tatsiana	BLR	20	20		20	15	21
3	66	ZABELINSKAYA Olga	UZB	21	20		20	18	21
4	27	KENNY Laura	GBR	9, 11, 12, 13				11	4
5	65	VALENTE Jennifer	USA	5, 10, 25				6	3
6	42	BALEISYTE Olivija	LTU	22, 23, 24				20	3
7	38	PATERNOSTER Letizia	ITA	6, 26				1	2
8	46	STENBERG Anita Yvonne	NOR	2, 14				4	2
9	50	MARTINS Maria	POR	8				2	1
10	55	WALDIS Andrea	SUI	3				3	1
11	4	D'HOORE Jolien	BEL	7				7	1
12	32	LEE Sze Wing	HKG	1				21	1
13	15	WANG Xiaofei	CHN					5	0
14	11	COLLIER Devaney	CAN					8	0
15	2	EBERHARDT Verena	AUT					9	0
16	52	KLIMOVA Diana	RUS					10	0
17	19	USABIAGA BALERDI Ana	ESP					12	0
18	23	COPPONI Clara	FRA					13	0
19	40	NAKAMURA Kisato	JPN					14	0
20	3	JOSEPH Amber	BAR		20		-20	17	-20
21	58	HUANG Ting Ying	TPE		40		-40	19	-40
22	17	SEVCIKOVA Petra	CZE	4	40		-40		DNF

Communiqué approved by the Secretary of the Commissaires Panel:

LEGEND	
-	Points lost
+	Points gained
DNF	Did Not Finish
No.	Number

23-26 January 2020

Communiqué no. 134

Women's Omnium / Omnium femmes
Tempo Race 2\4 / Course tempo 2\4
Start List / Liste de départ

Sun 26 Jan 2020 - Race distance: 30 laps (7,5km)

Race Number	Name	Team Code
-------------	------	-----------

At the fence

27	KENNY Laura	GBR
65	VALENTE Jennifer	USA
35	KAY Emily	IRL
42	BALEISYTE Olivija	LTU
19	USABIAGA BALERDI Ana	ESP
17	SEVCIKOVA Petra	CZE
52	KLIMOVA Diana	RUS
58	HUANG Ting Ying	TPE
3	JOSEPH Amber	BAR
2	EBERHARDT Verena	AUT
32	LEE Sze Wing	HKG

At the blue band

38	PATERNOSTER Letizia	ITA
23	COPPONI Clara	FRA
4	D'HOORE Jolien	BEL
50	MARTINS Maria	POR
11	COLLIER Devaney	CAN
40	NAKAMURA Kisato	JPN
15	WANG Xiaofei	CHN
55	WALDIS Andrea	SUI
46	STENBERG Anita Yvonne	NOR
66	ZABELINSKAYA Olga	UZB
8	SHARAKOVA Tatsiana	BLR

Communiqué approved by the Secretary of the Commissaires Panel:

23-26 January 2020

Communiqué no. 132

Women's Omnium / Omnium femmes
Scratch Race 1\4 / Course scratch 1\4
Results / Résultats

Sun 26 Jan 2020 - Race distance: 30 laps (7,5km)

Elapsed time: **9:34**

Average Speed: **46,977km/h**

Rank	Race Number	Name	Team Code	Laps Down
1	27	KENNY Laura	GBR	
2	38	PATERNOSTER Letizia	ITA	
3	65	VALENTE Jennifer	USA	
4	23	COPPONI Clara	FRA	
5	35	KAY Emily	IRL	
6	4	D'HOORE Jolien	BEL	
7	42	BALEISYTE Olivija	LTU	
8	50	MARTINS Maria	POR	
9	19	USABIAGA BALERDI Ana	ESP	
10	11	COLLIER Devaney	CAN	
11	17	SEVCIKOVA Petra	CZE	
12	40	NAKAMURA Kisato	JPN	
13	52	KLIMOVA Diana	RUS	
14	15	WANG Xiaofei	CHN	
15	58	HUANG Ting Ying	TPE	
16	55	WALDIS Andrea	SUI	
17	3	JOSEPH Amber	BAR	
18	46	STENBERG Anita Yvonne	NOR	
19	2	EBERHARDT Verena	AUT	
20	66	ZABELINSKAYA Olga	UZB	
21	32	LEE Sze Wing	HKG	
22	8	SHARAKOVA Tatsiana	BLR	

Communiqué approved by the Secretary of the Commissaires Panel:

.....

23-26 January 2020

Communiqué no. 131

Women's Omnium / Omnium femmes
Scratch Race 1¼ / Course scratch 1¼
Start List / Liste de départ

Sun 26 Jan 2020 - Race distance: 30 laps (7,5km)

Race Number	Name	Team Code
-------------	------	-----------

At the fence

65	VALENTE Jennifer	USA
50	MARTINS Maria	POR
32	LEE Sze Wing	HKG
38	PATERNOSTER Letizia	ITA
27	KENNY Laura	GBR
23	COPPONI Clara	FRA
8	SHARAKOVA Tatsiana	BLR
42	BALEISYTE Olivija	LTU
4	D'HOORE Jolien	BEL
52	KLIMOVA Diana	RUS
11	COLLIER Devaney	CAN

At the blue band

15	WANG Xiaofei	CHN
46	STENBERG Anita Yvonne	NOR
66	ZABELINSKAYA Olga	UZB
58	HUANG Ting Ying	TPE
3	JOSEPH Amber	BAR
2	EBERHARDT Verena	AUT
55	WALDIS Andrea	SUI
19	USABIAGA BALERDI Ana	ESP
35	KAY Emily	IRL
17	SEVCIKOVA Petra	CZE
40	NAKAMURA Kisato	JPN

Communiqué approved by the Secretary of the Commissaires Panel:

23-26 January 2020

Communiqué no. 146

Women's Madison / Madison femmes
World Cup Standings / Classement coupe du monde

As of SAT 25 JAN 2020

Event No 1	Minsk (BLR)	1-3 NOV 2019
Event No 2	Glasgow (GBR)	8-10 NOV 2019
Event No 3	Hong-Kong (HKG)	29 NOV-1 DEC 2019
Event No 4	Cambridge (NZL)	6-8 DEC 2019
Event No 5	Brisbane (AUS)	13-15 DEC 2019
Event No 6	Milton (CAN)	24-26 JAN 2020

Rank	Name	Team Code	Event No 1	Event No 2	Event No 3	Event No 4	Event No 5	Event No 6	Total Points
1	ITALY	ITA	275,0	190,0	400,0	325,0	350,0	375,0	1915,0
2	IRELAND	IRL	160,0	325,0	275,0	300,0	275,0	300,0	1635,0
3	PEOPLE'S REPUBLIC OF CHINA	CHN	205,0	175,0	325,0	350,0	325,0	225,0	1605,0
4	AUSTRALIA	AUS		500,0		500,0	500,0		1500,0
5	UNITED STATES OF AMERICA	USA	350,0			275,0	400,0	400,0	1425,0
6	GREAT BRITAIN	GBR	450,0	450,0				500,0	1400,0
7	FRANCE	FRA	400,0	225,0			450,0	325,0	1400,0
8	POLAND	POL	375,0	275,0		450,0	300,0		1400,0
9	BELGIUM	BEL	300,0	300,0	350,0			450,0	1400,0
10	RUSSIAN FEDERATION	RUS	225,0	375,0	375,0			350,0	1325,0
11	SWITZERLAND	SUI	190,0	160,0	250,0	205,0	190,0	275,0	1270,0
12	HONG KONG, CHINA	HKG	130,0		300,0	225,0	375,0	205,0	1235,0
13	JAPAN	JPN		205,0	205,0	250,0	250,0	250,0	1160,0
14	GERMANY	GER	325,0	250,0	190,0		160,0	190,0	1115,0
15	DENMARK	DEN	250,0	350,0	500,0				1100,0
16	UKRAINE	UKR	175,0		225,0	375,0	175,0		950,0
17	NETHERLANDS	NED	500,0	400,0					900,0
18	NEW ZEALAND	NZL			450,0		225,0		675,0
19	BELARUS	BLR	145,0				205,0	160,0	510,0
20	CZECH REPUBLIC	CZE	120,0		175,0			145,0	440,0
21	SUBWAY NEW ZEALAND TRACK TEAM	SUB				400,0			400,0
22	CANADA	CAN						175,0	175,0

23-26 January 2020

Communiqué no. 145

Women's Madison / Madison femmes
Results / Résultats

Sat 25 Jan 2020 - Race distance: 120 laps (30km) with 12 sprints

 Elapsed time: **35:22**

 Average Speed: **50,894km/h**

Rank	Race Number	Team Name	Sprint Number												Lap Points			Finish Order	Points	
			1	2	3	4	5	6	7	8	9	10	11	12	+	-	Balance			
1	6	GBR - Great Britain	5	5	3	5	2	2		5		3							6	30
		Black EVANS Neah																		
		Red KENNY Laura																		
2	4	BEL - Belgium	3			2	1	5	1		2	5	3	6				2	28	
		Black D'HOORE Jolien																		
		Red KOPECKY Lotte																		
3	14	USA - United States	2	3	1	3	5		2	2	5	1					5	24		
		Black JASTRAB Megan																		
		Red VALENTE Jennifer																		
4	11	ITA - Italy					3		3	3			5	4			3	18		
		Black PATERNOSTER Letizia																		
		Red CONFALONIERI Maria Giulia																		
5	10	RUS - Russian Federation		1	5				5		3		1				14	15		
		Black DRONOVA Tamara																		
		Red KLIMOVA Diana																		
6	12	FRA - France						1		1		2		10			1	14		
		Black BERTEAU Victoire																		
		Red le NET Marie																		
7	2	IRL - Ireland	1	2	2	1		3									11	9		
		Black KAY Emily																		
		Red McCURLEY Shannon																		
8	3	SUI - Switzerland											2				4	2		
		Black SEITZ Aline																		
		Red WALDIS Andrea																		
9	13	JPN - Japan										2					9	2		
		Black FURUYAMA Kie																		
		Red NAKAMURA Kisato																		
10	1	CHN - China								1							7	1		
		Black LIU Jiali																		
		Red WANG Xiaofei																		
11	9	HKG - Hong Kong, China															8	0		
		Black LEUNG Bo Yee																		
		Red PANG Yao																		
12	7	GER - Germany															10	0		
		Black STOCK Gudrun																		
		Red SUSSEMILCH Laura																		
13	16	CAN - Canada															12	0		
		Black COLLIER Devaney																		
		Red BROUWER Miriam																		
14	15	BLR - Belarus															13	0		
		Black SHARAKOVA Tatsiana																		
		Red TSERAKH Hanna																		
15	8	CZE - Czech Republic															15	0		
		Black MACHACOVA Jarmila																		
		Red KOHOUTKOVA Katerina																		

23-26 January 2020

Communiqué no. 144 Rectificatif 1

Women's Madison / Madison femmes

Start List / Liste de départ

Sat 25 Jan 2020 - Race distance: 120 laps (30km) with 12 sprints

Race Number	Team	Colour	Name
At the fence			
1	CHN - China	BLACK	LIU Jiali
		RED	WANG Xiaofei
2	IRL - Ireland	BLACK	KAY Emily
		RED	McCURLEY Shannon
3	SUI - Switzerland	BLACK	SEITZ Aline
		RED	WALDIS Andrea
4	BEL - Belgium	BLACK	D'HOORE Jolien
		RED	KOPECKY Lotte
5	UKR - Ukraine	BLACK	KLIACHINA Oksana
		RED	NAHIRNA Anna
6	GBR - Great Britain	BLACK	EVANS Neah
		RED	KENNY Laura
7	GER - Germany	BLACK	STOCK Gudrun
		RED	SUSSEMILCH Laura
8	CZE - Czech Republic	BLACK	MACHACOVA Jarmila
		RED	KOHOUTKOVA Katerina
At the blue band			
9	HKG - Hong Kong, China	BLACK	LEUNG Bo Yee
		RED	PANG Yao
10	RUS - Russian Federation	BLACK	DRONOVA Tamara
		RED	KLIMOVA Diana
11	ITA - Italy	BLACK	PATERNOSTER Letizia
		RED	CONFALONIERI Maria Giulia
12	FRA - France	BLACK	BERTEAU Victoire
		RED	le NET Marie
13	JPN - Japan	BLACK	FURUYAMA Kie
		RED	NAKAMURA Kisato
14	USA - United States	BLACK	JASTRAB Megan
		RED	VALENTE Jennifer

23-26 January 2020

Communiqué no. 144 Rectificatif 1

Women's Madison / Madison femmes

Start List / Liste de départ

Sat 25 Jan 2020 - Race distance: 120 laps (30km) with 12 sprints

Race Number	Team	Colour	Name
15	BLR - Belarus	BLACK	SHARAKOVA Tatsiana
		RED	TSERAKH Hanna
16	CAN - Canada	BLACK	COLLIER Devaney
		RED	BROUWER Miriam

Communiqué approved by the Secretary of the Commissaires Panel:

.....