

**UCI TECHNICAL OFFICIALS / OFFICIELS TECHNIQUES DE L'UCI**

**Commissaires Panel appointed by the UCI Management Committee  
Collège des Commissaires désigné par le Comité Directeur UCI**

MENZIES David	GBR	President / <i>Président</i>
PINKOSKI Michael	CAN	Secretary / <i>Secrétaire</i>
MAGIERA Christian	GER	Starter / <i>Starter</i>
JONES Louise	GBR	Judge – Referee / <i>Juge Arbitre</i>
LOHITNAVY Nuthapong	THA	Member / <i>Membre</i>

**Assistant National Commissaires appointed by the National Federation  
Commissaires nationaux adjoints désignés par la Fédération Nationale**

Commissaire	LEONG Andy	MAC
Commissaire	WONG Billy	HKG
Commissaire	NG Cosmas	HKG
Commissaire	LAU Crystal	HKG
Commissaire	PARK Edward	KOR
Commissaire	LI Hannah	HKG
Commissaire	SUMIKAMA Junichi	JPN
Commissaire	LO Melinda	HKG
Commissaire	LAW Nancy	HKG
Commissaire	LAW Neil	HKG
Commissaire	CHAN Nelson	HKG
Commissaire	CHAN Phoebe	HKG
Commissaire	LAI Ray	HKG
Commissaire	YU Raymond	HKG
Commissaire	CHU Timothy	HKG
Commissaire	TSO Uen Ching	HKG
Timekeeper	LAU Aiko	HKG
Timekeeper	WONG Daisy	HKG
Timekeeper	HO Rebecca	HKG
Timekeeper	WAN Winnie	HKG

**UCI Technical Delegate / Délégué Technique de l'UCI** TRONCHE Cyrille FRA

**Official Doctor / Médecin Officiel** Dr. CHAN Kwok Ki HKG

**Doping Control Officers / Agents de Contrôle du Dopage**  
 SONG Ying CHN  
 IRELAND Mark NZL  
 PAIK Seungwoo KOR

**Speakers / Speakers**  
 POYNER Matthew John AUS  
 YIP Kenny HKG

## TECHNICAL INFORMATION – REMINDER OF DISPOSITIONS

### General

- In mass start events, the riders shall enter the track from the home straight and leave the track from the back straight.
- A system detecting a false start is installed for time trials and pursuits. For the start, all bikes shall be placed behind the pursuit line utilizing the marks on the track. The starter is the sole judge to stop the race in the case of a false start. A restart will be given immediately.
- In all time trials and pursuits, the blue bands shall be made impassable by the placing of 50 cm long pads of a synthetic material every 5 meters from the pursuit line to the exit of the bend.
- Riders are forbidden to sit on the track surface.
- Anybody failing to respect the instructions of the race organisation or commissaires will be penalised by a fine of CHF 200 as per UCI Regulation 12.4.001.20.

### On board Technology

- On board technology equipment that has the ability and purpose to collect or transmit data, information or images is authorized. Conditions of utilizations are defined in art. 1.3.024ter and include:
  - Does not affect the bicycle certification (modification) / Non-removable during the race / Information not visible to the rider

### Team Sprint

- The qualification heats will be run one team at a time on the track.

### Team Pursuit

- During the first round in case of one team catches another, the commissaires will show a red flag to the team being caught. From this moment the team is not allowed to do a relay on pain of disqualification (art. 3.2.097).
- In the qualifying and the first round all teams need to cover the full distance to record a time, except a team in the last two heats of the first round which catches their opponent. In the event of a catch in either of the last two heats of the first round, the team catching their opponent shall stop as soon as possible to allow their opponents to continue and record a time. Teams caught may not ride in the slipstream of their opponents nor pass them. Teams which catch their opponent may not ride in their slipstream (art 3.2.056/3.2.086).
- The team of a rider which has stopped following a mishap shall restart at the end of the qualifying rounds, or at a suitable position not to disrupt the preparation of other teams as decided by the Commissaires' Panel, where applicable with another team in the same situation.

### Sprint & 200-meter Time Trial

- Riders shall wear both number panels during the 200 meters Time Trial.

### Omnium

- In the case of the Scratch Race, a rider losing two laps will be penalised with a deduction of 40 points as per 3.2.251bis and may be withdrawn. Their ranking will be determined by the number of riders remaining on the track at this moment. They will not score those ranking points.

### Elimination

- During the start, holders are allowed to push their riders, but are not allowed to move from their places in order to avoid crashes at the start.
- If no decision can be made about which rider to eliminate, then no riders shall be eliminated until the next sprint. This shall be indicated by a green flag on the start line.
- An eliminated rider shall leave the track immediately, failing which he may be disqualified from the entire Omnium event.
- Coaches or Managers who instruct or encourage their rider to continue racing following the announcement of their elimination, will be penalised by a fine of CHF 200 as per UCI Regulation 12.4.001.20. Subject to the same penalties, no team representative can approach or try to dispute any decision made by Commissaires during the course of the race.

### Madison

- No feeding will be permitted in the Madison race.

## INFORMATIONS TECHNIQUES – RAPPEL DES DISPOSITIONS

### Général

- Dans les épreuves en peloton, les coureurs montent en piste au côté de la ligne droite d'arrivée et quittent la piste du côté de la ligne droite opposée.
- Un système calculant les faux départs est installé pour les épreuves chronométrées. Au départ, tous les vélos doivent être placés derrière la marque sur la piste. Le starter est le seul juge pour arrêter la course en cas de faux départ. Un nouveau départ sera donné immédiatement.
- La côte d'azur sera rendue impraticable au moyen de bourrelets en matière synthétique d'une longueur de 50 cm, disposés tous les 5 mètres de la ligne de poursuite à la sortie du virage.
- Les coureurs ne sont pas autorisés à s'asseoir sur la piste.
- Toutes personnes ne respectant les instructions de la direction de l'épreuve ou des commissaires seront pénalisés par une amende de CHF 200, selon le Règlement UCI 12.4.001.20.

### Technologie embarquée

- Un équipement technologique embarqué ayant la capacité et pour objet de collecter ou transmettre des données, informations ou images, est autorisé. Les conditions d'utilisation sont définies dans l'article 1.3.024ter et inclut les conditions suivantes :
  - N'affecte pas la certification du vélo / Ne peut pas être retiré pendant la course / L'information n'est pas visible pour le coureur

### Vitesse par équipes

- Les manches de qualifications seront effectuées avec une équipe en piste à la fois.

### Poursuite par équipes

- Lors du premier tour de compétition, si une équipe est sur le point d'être rejointe, les commissaires le signaleront à l'aide d'un drapeau rouge. A partir de ce moment, l'équipe rejointe ne doit plus passer de relais. Toute désobéissance à cette consigne entraîne la disqualification immédiate de l'équipe (art. 3.2.097).
- Lors des deux dernières manches du premier tour de compétition, si une équipe rejoint l'autre, l'équipe qui rejoint l'autre équipe est déclarée vainqueur et s'arrête dès que possible afin de permettre à l'autre équipe de terminer la distance et ainsi d'enregistrer un temps. Une équipe rejointe ne peut pas rouler dans le sillage de l'équipe adverse, ni la passer, sous peine de disqualification. De même, l'équipe qui rejoint l'autre ne peut pas rouler dans le sillage de l'équipe adverse, sous peine de disqualification (art 3.2.056/3.2.086).
- Lors du premier tour de compétition, toutes les équipes doivent accomplir la distance totale pour enregistrer leur temps.
- L'équipe qui s'est arrêtée après un accident prendra un nouveau départ à la fin des séries qualificatives, ou à un moment approprié déterminé par le Collège des Commissaires pour ne pas perturber la préparation des autres équipes, le cas échéant avec une autre équipe se trouvant dans le même cas

### Vitesse et 200 mètres contre la montre

- Les coureurs doivent porter 2 dossards lors de l'épreuve des 200 mètres.

### Omnium

- Dans la course Scratch, un coureur qui perd deux tours sera pénalisé par une déduction de 40 points conformément à l'art. 3.2.251bis et pourrait être retiré. Son classement sera déterminé par le nombre de coureurs restants en piste à ce moment. Il ne manquera pas les points du rang.

### Elimination

- Au départ, les teneurs sont autorisés à pousser leur coureur mais ils doivent impérativement rester à leur place (pieds immobiles) pour éviter tout accident.
- Si aucune décision ne peut être prise concernant le coureur à éliminer, aucun coureur ne sera éliminé avant le prochain sprint. Ceci doit être indiqué par un drapeau vert sur la ligne de départ.
- Un coureur éliminé doit quitter la piste immédiatement, faute de quoi il se verra disqualifié de l'Omnium en intégralité.
- Les Entraîneurs ou les Chefs d'Equipes qui ordonnent ou encouragent leur coureur à continuer de courir après l'annonce de leur élimination seront pénalisés par une amende de CHF 200, selon le Règlement UCI 12.4.001.20. Sous peine des mêmes pénalités, aucun représentant d'équipe ne peut approcher ou tenter de contester toute décision prise par les Commissaires au cours de l'épreuve.

### Madison

- Le ravitaillement pendant la course Madison n'est pas autorisé.

**GENERAL INFORMATION – REMINDER OF DISPOSITIONS**

**Confirmations and modifications of starters**

- **The confirmation of the riders done on Thursday 28<sup>th</sup> November is final**; nevertheless, Team Managers may forward **modifications** to the Secretary of College of Commissaires (Mr. Michael PINKOSKI) until **the start of the first competition session on the day of each event**:

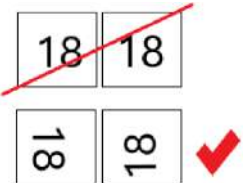
Saturday 30 <sup>th</sup> November	Sprint	Women
	Scratch	Women
	Keirin	Men
	Omnium	Men
	Madison	Women
Sunday 1 <sup>st</sup> December	Sprint	Men
	Scratch	Men
	Keirin	Women
	Omnium	Women
	Madison	Men

- Team Pursuit changes: Until 30 minutes before the start of the relevant competition round (article 3.2.079)
- Team Sprint changes: Until 30 minutes before the start of the relevant competition round (article 3.2.149)
- Only riders previously registered and confirmed for the specific race may be used as replacements.

**Competitions**

- As per art. 3.2.003 riders are not permitted to wear tinted visors or glasses that would prevent them from being clearly identified while seated in the waiting area. Riders shall only put on their tinted visors or glasses when heading on to the track. Any rider failing to respect this article shall be sanctioned by a fine.

- Riders shall ensure that the body number is visible and legible at all times. The body number shall be well fixed and may not be folded or altered. When two numbers are required to be worn, these should be placed low down and on either side of the back, visible to the infield and to the spectators. When a single number is required to be worn, this should be placed low down in the centre of the back. **Body numbers will be distributed at the Team Managers' meeting.**



- Transponders, fitted to the bikes, are mandatory for all events. The transponders will be distributed at the Team Managers' meeting. These should be returned to Swiss Timing once the rider has completed all their events.
- LED devices for the Elimination races (Men and Women) shall be collected next to the timing podium one hour prior to the start of each race and returned to the same place at the end of each race.
- All bicycle measurement checking shall be carried out in the equipment check area before entering the track. Riders must come for bicycle-check in adequate time prior to their start. Checking will also be carried out 15 minutes prior to commencing each session of the competition. **Teams are responsible for verifying the legality of replacement equipment that may be used in any event.** Commissaires are entitled to double check positions after the race. Should the bicycle or position have been modified in contravention of the regulations, the rider may be disqualified.

**Team Leaders and Coaches during competitions**

- Only the coaches of the riders currently on the track are permitted on the safety zone. **This is also limited to one coach per rider.** No other people are permitted in this zone.
- The access to the track must be kept clear at all times. **All track access ramps shall be kept free of any material and team personnel.**



**29 November-1 December 2019****Communiqué n°2**

- Team Managers may not carry anything in their hands while on the safety zone during mass start events.
- Access to the starters' platform is only for officials. All others are not permitted to use this podium. Access to the awards ceremony podium is forbidden except for official ceremonies.

**Award Ceremonies**

- Riders participating in the awards ceremony must present themselves in due time, bare-headed and without headband or glasses, wearing competition apparel and footwear, until after they leave the official ceremony enclosure.
- In the awards ceremony of team events, all participating riders of the teams are allowed on the podium as follows:
  - Team Pursuit max.5,
  - Team Sprint Men max.4,
  - Team Sprint Women max.3.

**General**

- The wearing of an approved rigid safety helmet, done up in a correct manner, is mandatory for riders at all times when riding on the track surface and safety zone.
- Riders may not wear headphones attached to devices such as radios, music players, telephone, etc., while riding on the track.
- Road bikes are not allowed on the track, including the safety zone.
- Bicycles or other equipment may not be left on the safety zone of the track.
- No drinks or food are allowed on the safety zone of the track.

**INFORMATIONS GENERALES – RAPPEL DES DISPOSITIONS**

**Confirmations et modifications des partants**

- **La confirmation des partants faite le jeudi 28 novembre est définitive**, néanmoins les chefs d'équipes auront la possibilité de transmettre **des modifications** au Secrétaire du Collège des Commissaires (M. Michael PINKOSKI) **jusqu'au début de la première session de compétition le jour de l'épreuve soit :**

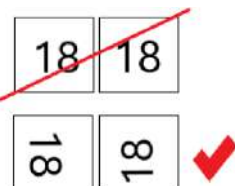
<b>Samedi 30 novembre</b>	Vitesse individuelle	Femmes
	Scratch	Femmes
	Keirin	Hommes
	Omnium	Hommes
	Madison	Femmes

<b>Dimanche 1<sup>er</sup> décembre</b>	Vitesse individuelle	Hommes
	Scratch	Hommes
	Keirin	Femmes
	Omnium	Femmes
	Madison	Hommes

- Modifications en poursuite par équipes : Au moins 30 minutes avant que la manche de la compétition en question commence (article 3.2.079)
- Modifications en vitesse par équipes : Au moins 30 minutes avant que la manche de la compétition en question commence (article 3.2.149)
- Tout remplacement d'un coureur confirmé ne peut se faire que par un autre coureur figurant sur la liste des coureurs inscrits en tant que réserve pour l'épreuve en particulier.

**Compétitions**

- Selon l'art. 3.2.003, les coureurs ne sont pas autorisés à porter des visières ou des lunettes teintées empêchant de les identifier clairement lorsqu'ils sont assis dans la zone d'attente. Les coureurs doivent mettre leurs visières ou leurs lunettes teintées au moment de monter en piste. Tout coureur qui enfreint cet article sera sanctionné d'une amende.



- Les coureurs doivent veiller à ce que le dossard soit toujours bien visible et lisible. Le dossard doit être bien fixé et ne peut être plié ou transformé. Lorsque le port de deux dossards est requis, ces derniers doivent être placés au bas et de chaque côté du dos, visibles au centre de la piste et par les spectateurs. Lorsqu'un seul dossard est requis, il doit être placé au centre et au bas du dos. **Les dossards seront distribués lors de la réunion des Chefs d'Equipe.**

- Tous les coureurs doivent avoir leur transpondeur fixé sur leur bicyclette pour toutes les courses. Les transpondeurs seront distribués lors de la réunion des Chefs d'Equipe. Ces derniers devront être retournés une fois que le coureur aura terminé toutes ses épreuves à Swiss Timing.

- Les boîtiers LED pour l'Elimination (Hommes et Femmes) doivent être retirés à côté du podium du chronométrage une heure avant le départ de chaque épreuve et retournés au même endroit à l'issue de l'épreuve.

- Les contrôles des bicyclettes doivent s'effectuer avant l'entrée en piste à l'endroit du contrôle du matériel. Les coureurs doivent se présenter pour le contrôle des bicyclettes suffisamment à l'avance avant leur départ. Les contrôles s'effectueront 15 minutes avant le départ de chaque compétition. **Les équipes sont chargées de confirmer que leur équipement de remplacement pour tout événement est conforme aux règlements.** Les commissaires sont autorisés à contrôler à nouveau les bicyclettes et les positions après la course de manière aléatoire. Si la bicyclette ou les positions ont été modifiées hors des limites réglementaires, le coureur peut être disqualifié.

### Chefs d'équipes et Entraîneurs pendant les compétitions

- *Seuls les entraîneurs des coureurs qui se trouvent sur la piste sont autorisés sur la zone de sécurité. Ceci est également limité à un entraîneur par coureur.*
- *L'accès à la piste doit être maintenu libre à tout moment. Toutes rampes d'accès à la piste doivent être maintenues libre de matériel et de personnel.*
- *Les entraîneurs des coureurs ne peuvent rien avoir dans leurs mains dans la zone de sécurité lors des épreuves en peloton.*
- *L'accès au podium du starter est uniquement pour les officiels. Toutes les autres personnes ne sont pas autorisées à faire usage du podium. L'accès au podium des cérémonies protocolaire est interdit excepté pour les cérémonies officielles.*

### Cérémonies protocolaires

- *Les coureurs doivent se présenter pour la cérémonie protocolaire dans le délai imparti tête nue, sans bandeau ni lunettes, portant leur équipement de compétition et des chaussures convenables, jusqu'à ce qu'ils quittent l'enceinte de la cérémonie officielle.*
- *Lors des cérémonies protocolaires des disciplines par équipes, tous les coureurs ayant participé sont autorisés à monter sur le podium comme suit :*
  - *Poursuite par équipe max 5,*
  - *Vitesse par équipes Hommes max 4,*
  - *Vitesse par équipes Femmes max 3,*

### Généralités

- *Le port du casque de sécurité approuvé, correctement ajusté, est toujours obligatoire pour les coureurs roulant sur la surface de la piste et la zone de sécurité.*
- *Les coureurs roulant sur la piste ne peuvent pas porter d'écouteurs reliés à des appareils électroniques tels que radios, appareil de musique, téléphones, etc.*
- *Les vélos de route ne sont pas autorisés sur la piste, y compris la zone de sécurité.*
- *Il est interdit d'entreposer des bicyclettes ou tout autre équipement sur la zone de sécurité de la piste.*
- *Aucune boisson ou nourriture ne sont autorisées sur la zone de sécurité de la piste.*

**ANTI-DOPING CONTROL**

**INFORMATION**

- Controls will be conducted under the 2015 Anti-doping Rules of the UCI and CADF procedures and instructions.
- Riders selected for anti-doping will be identified on a list by their race number or their ranking. If applicable, the list will be posted at the finish line and at the entrance of the doping control station immediately after the race.
- The riders selected for the controls will be notified by a chaperon; the notified rider shall remain within sight of the chaperon at all times from the moment of in-person notification until the completion of the sample collection procedure. Team officials should not prevent the chaperons to continuously observe the rider. Should no chaperon be present, the rider shall proceed immediately to the doping control station. The absence of a chaperon shall not excuse the rider for not reporting in time to the doping control station. If the award ceremony takes place immediately after the event, a rider needing to go to the award ceremony will be escorted first to the award ceremony area, then to the press conference and finally to the doping control station.
- Each rider to be tested must present himself at the doping control station as soon as possible and at the latest within 30 (thirty) minutes of finishing the race. If a rider takes part in an official ceremony or attends a press conference, the deadline shall be 30 (thirty) minutes of the end of the ceremony or of the moment that his presence is no longer required at the press conference, whichever is the latest. Riders that have abandoned the race shall proceed immediately to the doping control station.
- Riders must report to the doping control station with their current license; but if it has no photograph, another I.D. with a photo must be presented. Riders may be accompanied by a person of his choice and an interpreter.
- Even if there are chaperons present, ultimately **IT IS THE RIDERS' RESPONSIBILITY TO CHECK IF THEY HAVE BEEN SELECTED FOR ANTI-DOPING CONTROLS.** If the rider does not attend the test, a violation of the UCI Anti-Doping Rules will be noticed and the rider could be sanctioned in accordance with these rules.
- Any changes related to the localization of the riders participating in the race (hotel name, address and telephone/fax numbers) must be communicated to the UCI and CADF Doping Control Officers as soon as possible (phone number below).

**SONG Ying (CHN)**

CADF Doping Control Officer  
Phone: 0086 139 112 682 00

**IRELAND Mark (NZL)**

CADF Doping Control Officer  
Phone: 0064 274152863

**PAIK Seungwoo (KOR)**

CADF Doping Control Officer  
Phone: /



## CONTRÔLE ANTIDOPAGE

### INFORMATION

- Les contrôles seront effectués selon le Règlement Antidopage de l'UCI 2015 et les procédures et instructions de la CADF.
- Les coureurs sélectionnés pour les contrôles antidopage seront identifiés sur une liste par leur numéro de dossard ou par leur place dans le classement. Le cas échéant, la liste sera affichée à la ligne d'arrivée et à l'entrée du poste de contrôle du dopage immédiatement après la course.
- Les coureurs sélectionnés pour un contrôle, seront avisés par une escorte (chaperon); les coureurs ainsi sélectionnés doivent demeurer constamment en contact visuel avec l'escorte du moment de leur notification jusqu'à la fin de la procédure de prélèvement d'échantillon. Le personnel d'encadrement du coureur ne doit pas empêcher l'escorte d'observer le coureur de manière ininterrompue. Si aucune escorte n'est présente, le coureur se rendra immédiatement au poste de contrôle du dopage. L'absence d'une escorte n'excuse pas le coureur de ne pas se présenter à temps au poste de contrôle du dopage. Si la remise du Prix a lieu immédiatement après la manifestation, le coureur ayant besoin d'aller à la cérémonie de remise sera escorté d'abord à la zone de remise des prix, puis à la conférence de presse et enfin au poste de contrôle du dopage.
- Chaque coureur qui doit être contrôlé, doit se présenter au local antidopage dès que possible et au plus tard dans les 30 (trente) minutes après avoir fini sa course. Si un coureur prend part à une cérémonie officielle ou participe à une conférence de presse, le délai est de 30 (trente) minutes à partir de la fin de la cérémonie ou du moment que sa présence n'est plus requise à la conférence de presse, selon lequel de ces deux événements est le dernier. Les coureurs qui ont abandonné se présenteront immédiatement au poste de contrôle du dopage.
- Les coureurs doivent se présenter avec leur licence ; dans la situation où la licence émise par leur fédération nationale ne comporte pas de photographie, un document officiel avec photo devra être présenté en plus de la licence. Le coureur peut être accompagné d'une personne de son choix et d'un interprète.
- Même s'il y a des chaperons présents, **IL INCOMBE AUX COUREURS DE VERIFIER S'ILS ONT ETE SELECTIONNES POUR LES CONTROLES ANTIDOPAGE.** Selon le règlement antidopage de l'UCI, un cas de non-présentation, une infraction au Règlement Antidopage sera constatée et le coureur pourra être sanctionné conformément à ce règlement.
- Tout changement de localisation des coureurs (adresse, numéro de téléphone/fax de l'hôtel) doit être communiqué sans délai à l'UCI et aux agents de contrôle du dopage CADF (coordonnées ci-dessous).

#### SONG Ying (CHN)

Agent de contrôle dopage CADF  
Téléphone : 0086 139 112 682 00

#### IRELAND Mark (NZL)

Agent de contrôle dopage CADF  
Téléphone : 0064 274152863

#### PAIK Seungwoo (KOR)

Agent de contrôle dopage CADF  
Téléphone : /

**List of Entered Teams / Liste des équipes engagées**

As of THU 28 NOV 2019

Team Code	Name	Team Code	Name
ARG	ARGENTINA	KAZ	KAZAKHSTAN
AUT	AUSTRIA	KOR	KOREA
BAR	BARBADOS	LTU	LITHUANIA
BCC	BEAT CYCLING CLUB	MAC	MACAO, CHINA
BLR	BELARUS	MAS	MALAYSIA
BEL	BELGIUM	MCT	MARATHON - TULA CYCLING TEAM
BRA	BRAZIL	MEX	MEXICO
CAN	CANADA	NED	NETHERLANDS
CHI	CHILE	NZL	NEW ZEALAND
CNS	CHINA NATIONAL TRACK STARS	NOR	NORWAY
TPE	CHINESE TAIPEI	PTM	P2M
CYT	CORIMA YULONG CYCLING TEAM	CHN	PEOPLE'S REPUBLIC OF CHINA
CZE	CZECH REPUBLIC	POL	POLAND
DEN	DENMARK	POR	PORTUGAL
DSR	DREAM SEEKER RACING TEAM	ROU	ROMANIA
EUS	EUSTRAK - EUSKADI	RUS	RUSSIAN FEDERATION
FRA	FRANCE	SVK	SLOVAKIA
GER	GERMANY	RSA	SOUTH AFRICA
GBR	GREAT BRITAIN	ESP	SPAIN
GRE	GREECE	SUB	SUBWAY NEW ZEALAND TRACK TEAM
HKS	HKSI PRO CYCLING TEAM	SUR	SURINAME
HKG	HONG KONG, CHINA	SUI	SWITZERLAND
HUN	HUNGARY	BGT	TEAM BRIDGESTONE CYCLING
IND	INDIA	ERD	TEAM ERDGAS.2012
INA	INDONESIA	TIN	TEAM INSPIRED
IRL	IRELAND	THA	THAILAND
CAT	ISRAEL CYCLING ACADEMY TRACK TEAM	TTO	TRINIDAD AND TOBAGO
ITA	ITALY	UKR	UKRAINE
JPN	JAPAN	USA	UNITED STATES OF AMERICA
JPC	JAPAN PROFESSIONAL CYCLIST ASSOCIA.	UZB	UZBEKISTAN
JLC	JILUN CYCLING TEAM	VEN	VENEZUELA

### OFFICIAL TRAINING SESSIONS

#### Official Training Sessions (on Tuesday, Wednesday and Thursday):

- Teams must respect the slots defined by the UCI.
- Riders must wear National Team or UCI Track Team uniforms.
- No coaches are allowed on the safety zone, on the back straight.
- One coach per team is allowed on the home straight. Coaches must coordinate with each other for a better secure and efficient use of the track.
- Standing starts (individual or team) are permitted only under the following conditions:
  - on the home straight only,
  - with the assistance of someone waving a flag at the exit of the 4th bend to warn the other riders present on the track,
  - the use of starting gate or deryn is prohibited.
- The Technical Delegate - appointed by the UCI or by the organizer - has the power to take the necessary measures to ensure security on the one hand and equity among the other teams on the other.

#### Pre-competition official training sessions (as per schedule below):

- Usually, on competitions days, the track is open for official training session two hours before the start of the first session of competitions. On Sunday morning, the track is open for official training session one hour before the start of the first session of competitions. In between sessions, when possible, the track is open for one hour for riders competing in the next session only.
- **Standing starts are not permitted on pre-competition official training sessions.**
- All other conditions remain applicable.

	Additional Training Session <sup>1)</sup>	Official Training Session <sup>1)</sup>	Competitions (1 <sup>st</sup> session)	Official Training Session <sup>2)</sup>	Competitions (2 <sup>nd</sup> session)
Fri 29 <sup>th</sup> Nov	12:30-13:30	13:30-15:20	15:30-17:35	18:00-18:50	19:00-21:11
Sat 30 <sup>th</sup> Nov	10:00-11:00	11:00-14:50	13:00-16:38	17:00-17:50	18:00-21:48
Sun 1 <sup>st</sup> Dec	N/A	09:00-10:50	11:00-14:54	15:00-15:50	16:00-20:17

<sup>1)</sup> For all riders

<sup>1)</sup> For all riders

<sup>2)</sup> For riders competing in the next session only

### SESSIONS D'ENTRAÎNEMENT OFFICIEL

#### Sessions d'entraînement officiel (du mardi, mercredi, et jeudi) :

- Les équipes doivent respecter les créneaux définis par l'UCI.
- Les coureurs doivent porter l'uniforme de leur équipe nationale ou de l'équipe piste UCI.
- Aucun entraîneur n'est autorisé sur la zone de sécurité, côté ligne droite opposée.
- Un entraîneur par équipe est autorisé sur la zone de sécurité, côté ligne droite d'arrivée. Les entraîneurs se coordonnent entre eux pour une utilisation sécurisée et efficace de la piste.
- Les départs arrêtés (individuels ou par équipes) sont autorisés dans les conditions suivantes :
  - sur la ligne droite d'arrivée uniquement
  - avec l'assistance de quelqu'un agitant un drapeau à la sortie du 4ème virage pour avertir les autres coureurs en piste.
  - l'utilisation de porte de départ ou du demy est interdite.
- Le Délégué Technique - désigné par l'UCI ou par l'organisateur - a tout pouvoir pour prendre les mesures nécessaires pour assurer la sécurité d'une part, et l'équité entre les équipes d'autre part.

#### Sessions d'entraînement officiel pré-compétition (selon horaire ci-dessous) :

- Généralement, les jours de compétitions, la piste sera ouverte deux heures avant les premières épreuves pour une session d'entraînement officiel. Le dimanche matin, la piste est ouverte une heure avant les premières épreuves pour une session d'entraînement officiel. Entre les sessions, lorsque c'est possible, la piste est ouverte une heure pour les coureurs participants dans la session suivante uniquement.
- **Les départs arrêtés ne sont pas autorisés dans les sessions d'entraînement officiel pré-compétition.**
- Toutes les autres conditions restent applicables.

	Session d'entraînement supplémentaire <sup>1)</sup>	Session d'entraînement officielle <sup>1)</sup>	Compétitions (1ère session)	Session d'entraînement officielle <sup>2)</sup>	Compétitions (2ème session)
Ve 29 Nov	12:30-13:30	13:30-15:20	15:30-17:35	18:00-18:50	19:00-21:11
Sa 30 Nov	10:00-11:00	11:00-14:50	13:00-16:38	17:00-17:50	18:00-21:48
Di 1er Dec	N/A	09:00-10:50	11:00-14:54	15:00-15:50	16:00-20:17

<sup>1)</sup> Pour tous les coureurs

<sup>1)</sup> Pour tous les coureurs

<sup>2)</sup> Pour les coureurs en compétition dans la session suivante uniquement

**29 November-1 December 2019**
**Communiqué no. 7**
**Men / Hommes**
**Entry List By Team / Liste d'inscriptions par équipes**

As of THU 28 NOV 2019

Race Number	Team Name	Team Code	Event	UCI Rider ID
<b>ARG - Argentina</b>				
70	BOTTASSO Leandro	ARG	Keirin	10010894696
1	CURUCHET Juan Ignacio	ARG	Omnium	10007893760
<b>AUT - Austria</b>				
71	GRAF Andreas	AUT	Madison	10002931606
72	MASTALLER Stefan	AUT	Scratch Race, Madison	10009486984
73	MULLER Andreas	AUT	Scratch Race, Madison	10002419021
<b>BCC - Beat Cycling Club</b>				
74	BUCHLI Matthijs	NED	Individual Sprint, Keirin	10006900421
<b>BEL - Belgium</b>				
4	de KETELE Kenny	BEL	Omnium, Madison	10003246753
5	de VYLDER Lindsay	BEL	Omnium, Madison	10009009866
<b>BGT - Team Bridgestone Cycling</b>				
80	CHIKATANI Ryo	JPN	Team Pursuit	10009021384
8	IMAMURA Shunsuke	JPN	Team Pursuit, Omnium, Madison	10010799013
9	KUBOKI Kazushige	JPN	Team Pursuit, Omnium, Madison	10005932138
81	SAWADA Keitaro	JPN	Team Pursuit, Scratch Race	10010798710
<b>BLR - Belarus</b>				
82	AKHRAMENKA Yauheni	BLR	Team Pursuit	10009050181
10	KARALIOK Yauheni	BLR	Team Pursuit, Omnium, Scratch Race, Madison	10009166682
83	SHEMETAU Mikhail	BLR	Team Pursuit, Madison	10009492240
11	TSISHKOU Raman	BLR	Team Pursuit, Omnium, Scratch Race, Madison	10009033209
<b>BRA - Brazil</b>				
84	da SILVA Joao Vitor	BRA	Keirin	10010920665
<b>CAN - Canada</b>				
85	BARRETTE Hugo	CAN	Individual Sprint, Keirin	10007212639
86	BURTONIK Evan	CAN	Team Pursuit	10010682815
12	CAVES Aidan	CAN	Team Pursuit, Omnium, Scratch Race	10008936916
87	ERNST Chris	CAN	Team Pursuit	10015715091
13	GEE Derek	CAN	Team Pursuit, Omnium	10011114867
88	LAMOUREUX Jay	CAN	Team Pursuit	10009524875
<b>CHI - Chile</b>				
91	ARRIAGADA PIZARRO Matias Fernando	CHI	Madison	10051909633
92	CABRERA TORRES Antonio Roberto	CHI	Madison	10002264932
93	DECAR ZUNIGA Jacob Thomas	CHI	Scratch Race	10054369490
94	PENALOZA YANEZ Felipe Andres	CHI	Madison	10050677935



29 November-1 December 2019

Communiqué no. 7

**Men / Hommes**
**Entry List By Team / Liste d'inscriptions par équipes**

As of THU 28 NOV 2019

Race Number	Team Name	Team Code	Event	UCI Rider ID
<b>CHN - People's Republic of China</b>				
15	GUO Liang	CHN	Omnium, Scratch Race, Madison	10015998314
96	GUO Shuai	CHN	Team Sprint, Individual Sprint, Keirin	10015339522
97	LUO Yongjia	CHN	Team Sprint	10009207203
16	SHEN Pingan	CHN	Omnium, Scratch Race, Madison	10009436767
98	ZHANG Miao	CHN	Team Sprint	10006737945
99	ZHOU Yu	CHN	Team Sprint, Individual Sprint, Keirin	10052089586
<b>CYT - Corima Yulong Cycling Team</b>				
111	LIU Kuan	CHN	Team Sprint, Individual Sprint	10014664057
112	LIU Qi	CHN	Team Sprint	10023485094
113	ZHANG Cheng	CHN	Team Sprint, Individual Sprint	10062073920
<b>CZE - Czech Republic</b>				
116	BABEK Tomas	CZE	Individual Sprint, Keirin	10004612534
117	CECHMAN Martin	CZE	Individual Sprint	10010166590
118	KELEMEN Pavel	CZE	Individual Sprint, Keirin	10006422895
<b>DEN - Denmark</b>				
120	LEVY William Blume	DEN	Team Pursuit	10036120457
21	MALMBERG Matias Gunnar	DEN	Team Pursuit, Omnium, Scratch Race	10036503104
121	QUAADE Rasmus Christian	DEN	Team Pursuit	10006064504
122	SKIVILD Robin Juel	DEN	Team Pursuit	10036116720
<b>ERD - Team Erdgas.2012</b>				
124	DORNBACH Maximilian	GER	Team Sprint, Individual Sprint, Keirin	10007779683
125	LEVY Maximilian	GER	Team Sprint, Individual Sprint, Keirin	10004601723
126	SCHROTER Nik	GER	Team Sprint, Individual Sprint	10010166792
<b>ESP - Spain</b>				
127	MARTINEZ CHORRO Alejandro	ESP	Team Sprint, Individual Sprint	10011152354
24	MORA VEDRI Sebastian	ESP	Omnium, Scratch Race, Madison	10019037545
128	MORENO SANCHEZ Jose	ESP	Team Sprint, Individual Sprint, Keirin	10007502427
129	PERALTA GASCON Juan	ESP	Team Sprint, Individual Sprint, Keirin	10006552534
25	TORRES BARCELO Albert	ESP	Omnium, Madison	10005934360
<b>FRA - France</b>				
133	BAUGE Gregory	FRA	Team Sprint, Individual Sprint	10003096708
134	D'ALMEIDA Michael	FRA	Team Sprint, Individual Sprint	10004618796
135	HELAL Rayan	FRA	Team Sprint, Individual Sprint, Keirin	10015683567
136	LAFARGUE Quentin	FRA	Team Sprint, Keirin	10005930724
<b>GBR - Great Britain</b>				
137	KENNY Jason	GBR	Individual Sprint, Keirin	10004599194
27	STEWART Mark	GBR	Omnium, Madison	10009316327
28	WRIGHT Fred	GBR	Omnium, Madison	10015327596

**29 November-1 December 2019**
**Communiqué no. 7**
**Men / Hommes**
**Entry List By Team / Liste d'inscriptions par équipes**

As of THU 28 NOV 2019

Race Number	Team Name	Team Code	Event	UCI Rider ID
<b>GER - Germany</b>				
138	BICHLER Timo	GER	Team Sprint	10015171992
139	BOTTICHER Stefan	GER	Team Sprint, Individual Sprint, Keirin	10048325582
140	EILERS Joachim	GER	Team Sprint, Keirin	10006379247
141	ENGLER Eric	GER	Team Sprint, Individual Sprint	10006665496
142	GROSS Felix	GER	Team Pursuit	10010186701
29	KLUGE Roger	GER	Omnium, Madison	10003301620
143	REINHARDT Theo	GER	Team Pursuit, Madison	10005967403
144	ROHDE Leon	GER	Team Pursuit, Madison	10045481664
145	SCHOMBER Nils	GER	Team Pursuit	10007897093
146	WEINSTEIN Domenic	GER	Team Pursuit	10007895780
<b>GRE - Greece</b>				
30	VOLIKAKIS Christos	GRE	Omnium, Scratch Race	10004633247
<b>HKG - Hong Kong, China</b>				
154	CHEUNG King Lok	HKG	Madison	10006278106
155	LAW Tsz Chun	HKG	Individual Sprint, Keirin	10011155990
31	LEUNG Chun Wing	HKG	Omnium, Madison	10007771401
32	LEUNG Ka Yu	HKG	Omnium, Madison	10007771704
156	MOW Ching Yin	HKG	Scratch Race	10009012900
<b>HUN - Hungary</b>				
34	FILUTAS Viktor	HUN	Omnium, Scratch Race	10009520532
163	SZALONTAY Sandor	HUN	Individual Sprint, Keirin	10007073506
<b>IND - India</b>				
166	ESOW Esow	IND	Team Sprint	10050873046
167	KEITHELLAKPAM Jemsh Singh	IND	Team Sprint	10050626405
168	LAITONJAM Ronaldo	IND	Team Sprint	10050626809
169	SINGH Y Rojit	IND	Team Sprint	10050945693
<b>IRL - Ireland</b>				
170	DOWNEY Mark	IRL	Madison	10009513761
171	ENGLISH Felix	IRL	Scratch Race, Madison	10007513036
<b>ITA - Italy</b>				
36	BERTAZZO Liam	ITA	Team Pursuit, Omnium, Madison	10006903754
174	BIANCHI Matteo	ITA	Individual Sprint, Keirin	10028995102
175	GIORDANI Carloalberto	ITA	Team Pursuit, Scratch Race	10010713430
37	LAMON Francesco	ITA	Team Pursuit, Omnium	10008680672
176	MORO Stefano	ITA	Scratch Race, Madison	10010715046
177	PLEBANI Davide	ITA	Team Pursuit	10009184668
178	SCARTEZZINI Michele	ITA	Team Pursuit, Madison	10006891630
<b>JLC - Jilun Cycling Team</b>				
183	LAU Wan Hei Victor	HKG	Scratch Race	10058578684

**29 November-1 December 2019**
**Communiqué no. 7**
**Men / Hommes**
**Entry List By Team / Liste d'inscriptions par équipes**

As of THU 28 NOV 2019

Race Number	Team Name	Team Code	Event	UCI Rider ID
<b>JPC - Japan Professional Cyclist Association</b>				
184	KAWABATA Tomoyuki	JPN	Individual Sprint, Keirin	10008098470
<b>JPN - Japan</b>				
185	AMAGAI Kazuki	JPN	Team Sprint	10005964571
186	FUKAYA Tomohiro	JPN	Team Sprint, Individual Sprint	10005964672
187	NITTA Yudai	JPN	Team Sprint, Individual Sprint, Keirin	10005727327
<b>KAZ - Kazakhstan</b>				
192	CHUGAY Andrey	KAZ	Team Sprint, Individual Sprint	10023551075
193	PONOMARYOV Sergey	KAZ	Team Sprint, Individual Sprint, Keirin	10010797292
194	VORZHEV Pavel	KAZ	Team Sprint, Individual Sprint, Keirin	10007828183
42	ZAKHAROV Artyom	KAZ	Omnium	10006895569
195	ZHUMAKAN Alisher	KAZ	Scratch Race	10011212877
<b>KOR - Republic of Korea</b>				
196	IM Jaeyeon	KOR	Team Pursuit	10009468089
197	KIM Euro	KOR	Team Pursuit	10049091276
198	KIM Okcheol	KOR	Team Pursuit	10008710580
199	PARK Sanghoon	KOR	Team Pursuit	10007416440
200	SHIN Dongin	KOR	Team Pursuit	10008826374
<b>LTU - Lithuania</b>				
208	LENDEL Vasilijus	LTU	Individual Sprint, Keirin	10009181234
<b>MAS - Malaysia</b>				
212	AWANG Mohd Azizulhasni	MAS	Individual Sprint, Keirin	10004868370
<b>MCT - Marathon - Tula Cycling Team</b>				
214	KOMKOV Daniil	RUS	Team Sprint	10034905836
215	NOSOV Alexey	RUS	Team Sprint, Individual Sprint	10009721202
216	ROSTOV Pavel	RUS	Team Sprint, Individual Sprint	10015267174
217	SAZANOV Andrei	RUS	Scratch Race	10007896588
<b>MEX - Mexico</b>				
45	PRADO JUAREZ Ignacio	MEX	Omnium, Scratch Race	10009023711
<b>NED - Netherlands</b>				
47	EEFTING Roy	NED	Omnium, Scratch Race, Madison	10006058743
48	HAVIK Yoeri	NED	Omnium, Madison	10006502014
220	HOOGLAND Jeffrey	NED	Team Sprint, Individual Sprint, Keirin	10007379761
221	LAVREYSEN Harrie	NED	Team Sprint, Individual Sprint, Keirin	10009535686
222	PIETERS Roy	NED	Madison	10004780565
223	van den BERG Roy	NED	Team Sprint	10005276578

**29 November-1 December 2019**
**Communiqué no. 7**
**Men / Hommes**
**Entry List By Team / Liste d'inscriptions par équipes**

As of THU 28 NOV 2019

Race Number	Team Name	Team Code	Event	UCI Rider ID
<b>NZL - New Zealand</b>				
227	DAWKINS Edward	NZL	Team Sprint	10005782695
228	KENNETT Dylan	NZL	Team Pursuit	10007809995
229	KERGOZOU Nicholas	NZL	Team Pursuit	10009117778
230	MITCHELL Ethan	NZL	Team Sprint	10006182318
231	SAUNDERS Callum	NZL	Team Sprint, Individual Sprint, Keirin	10009012391
50	SEXTON Tom	NZL	Team Pursuit, Omnium, Madison	10010750715
51	STEWART Campbell	NZL	Team Pursuit, Omnium, Madison	10010750917
232	STRONG Corbin	NZL	Team Pursuit, Scratch Race, Madison	10023664445
233	WEBSTER Sam	NZL	Team Sprint	10006184742
<b>POL - Poland</b>				
239	BIELECKI Maciej	POL	Team Sprint, Individual Sprint	10005641037
240	MAKSEL Krzysztof	POL	Team Sprint, Keirin	10006902239
241	PSZCZOLARSKI Wojciech	POL	Team Pursuit, Madison	10006903552
242	RAJKOWSKI Patryk	POL	Team Sprint, Keirin	10009176281
54	RUDYK Bartosz	POL	Team Pursuit, Omnium, Scratch Race	10010184172
243	RUDYK Mateusz	POL	Team Sprint, Individual Sprint	10009079382
55	SLAWEK Damian	POL	Team Pursuit, Omnium, Scratch Race, Madison	10009424744
244	STANISZEWSKI Daniel	POL	Team Pursuit, Madison	10009726050
245	TEKLINSKI Adrian	POL	Team Pursuit	10005364585
<b>POR - Portugal</b>				
56	LEITAO Iuri	POR	Omnium, Madison	10010800831
57	MATIAS Joao	POR	Omnium, Scratch Race, Madison	10007815756
<b>PTM - P2m</b>				
249	WAMMES Nick	CAN	Individual Sprint, Keirin	10015713273
<b>ROU - Romania</b>				
251	SZABO Norbert	ROU	Individual Sprint	10055137915
<b>RSA - South Africa</b>				
252	SPIES Jean	RSA	Individual Sprint, Keirin	10007351671
<b>RUS - Russian Federation</b>				
254	BERSENEV Nikita	RUS	Team Pursuit	10034952922
255	DUBCHENKO Aleksander	RUS	Team Sprint, Individual Sprint, Keirin	10007772108
256	GONOV Lev	RUS	Team Pursuit, Madison	10023524100
257	LII Kirill	RUS	Team Sprint	10009044727
258	NESTEROV Dmitry	RUS	Team Sprint, Individual Sprint	10015266972
261	SMIRNOV Alexandr	RUS	Team Pursuit, Team Sprint	10015769150
259	SMIRNOV Ivan	RUS	Team Pursuit, Madison	10015314361
260	SVESHNIKOV Kirill	RUS	Team Pursuit, Madison	10006795438
262	TKACHEV Aleksei	RUS	Team Sprint, Individual Sprint, Keirin	10006065817

**29 November-1 December 2019**
**Communiqué no. 7**
**Men / Hommes**
**Entry List By Team / Liste d'inscriptions par équipes**

As of THU 28 NOV 2019

Race Number	Team Name	Team Code	Event	UCI Rider ID
<b>SUI - Switzerland</b>				
60	SCHIR Thery	SUI	Team Pursuit, Omnium, Madison	10007224258
267	SELENATI Nico	SUI	Team Pursuit, Scratch Race, Madison	10008926408
268	THIEBAUD Valere	SUI	Team Pursuit, Madison	10014936566
269	THIERY Cyrille	SUI	Team Pursuit	10006216367
270	VOGEL Alex	SUI	Team Pursuit, Scratch Race	10015327495
<b>SUR - Suriname</b>				
272	TJON EN FA Jair	SUR	Individual Sprint	10007891538
<b>THA - Thailand</b>				
273	ANGSUTHASAWIT Jai	THA	Team Sprint, Keirin	10009009159
274	KAPUNYA Worayut	THA	Team Sprint, Keirin	10052265705
275	NIWANTI Jaturong	THA	Team Sprint	10063399988
<b>TPE - Chinese Taipei</b>				
63	CHEN Chien Liang	TPE	Omnium	10008135149
277	HSIEH Nien Hsing	TPE	Individual Sprint	10011141846
278	KANG Shih Feng	TPE	Individual Sprint, Keirin	10010608447
64	LI Wen Chao	TPE	Omnium, Scratch Race	10014872912
<b>TTO - Trinidad and Tobago</b>				
280	BRAMBLE Keron	TTO	Team Sprint, Individual Sprint	10009307536
281	BROWNE Kwesi	TTO	Team Sprint, Keirin	10009010876
282	PAUL Nicholas	TTO	Team Sprint, Individual Sprint	10010821241
283	PHILLIP Njisane	TTO	Team Sprint, Individual Sprint, Keirin	10006898401
<b>UKR - Ukraine</b>				
284	STOVBETSKYI Dmytro	UKR	Keirin	10090555241
<b>USA - United States of America</b>				
67	HOOVER Gavin	USA	Omnium	10009730191
290	MELLEN James	USA	Individual Sprint, Keirin	10009504667
<b>UZB - Uzbekistan</b>				
68	KHALMURATOV Muradjan	UZB	Omnium, Scratch Race	10002301914
<b>VEN - Venezuela</b>				
292	CANELON VERA Hersony	VEN	Individual Sprint, Keirin	10004717719



29 November-1 December 2019

Communiqué no. 8

**Women / Femmes**
**Entry List By Team / Liste d'inscriptions par équipes**

As of THU 28 NOV 2019

Race Number	Team Name	Team Code	Event	UCI Rider ID
<b>AUT - Austria</b>				
2	EBERHARDT Verena	AUT	Omnium, Scratch Race	10008670770
<b>BAR - Barbados</b>				
3	JOSEPH Amber	BAR	Omnium, Scratch Race	10061870927
<b>BCC - Beat Cycling Club</b>				
75	van RIESSEN Laurine	NED	Individual Sprint, Keirin	10010579448
<b>BEL - Belgium</b>				
76	BOSSUYT Shari	BEL	Team Pursuit, Madison	10015334872
77	CROKET Gilke	BEL	Team Pursuit, Scratch Race, Madison	10007077647
78	DEGRENDELE Nicky	BEL	Individual Sprint, Keirin	10009134956
6	D'HOORE Jolien	BEL	Team Pursuit, Omnium	10004779050
79	DOM Annelies	BEL	Team Pursuit	10007860014
7	KOPECKY Lotte	BEL	Team Pursuit, Omnium, Madison	10007350459
<b>CAN - Canada</b>				
14	COLLIER Devaney	CAN	Omnium	10015447939
89	GENEST Lauriane	CAN	Individual Sprint, Keirin	10011157206
<b>CAT - Israel Cycling Academy Track Team</b>				
90	CHULKOVA Anastasia	RUS	Scratch Race	10003100849
<b>CHI - Chile</b>				
95	SOTO CAMPOS Catalina	CHI	Scratch Race	10053554791
<b>CHN - People's Republic of China</b>				
100	CAO Yuan	CHN	Team Pursuit	10023482064
101	CHEN Feifei	CHN	Team Sprint	10010716864
102	HUANG Zhilin	CHN	Team Pursuit, Scratch Race, Madison	10023483680
103	LIN Junhong	CHN	Team Sprint, Individual Sprint, Keirin	10006401172
17	LIU Jiali	CHN	Team Pursuit, Omnium, Madison	10010915110
104	SHEN Shanrong	CHN	Team Pursuit, Scratch Race	10014662239
18	WANG Xiaofei	CHN	Omnium, Madison	10062018851
106	ZHANG Ying	CHN	Team Pursuit	10015997708
107	ZHONG Tianshi	CHN	Team Sprint, Individual Sprint, Keirin	10006899613
<b>CNS - China National Track Stars</b>				
109	ZHANG Linyin	CHN	Team Sprint	10010914807
110	ZHUANG Wei	CHN	Team Sprint	10010914908
<b>CYT - Corima Yulong Cycling Team</b>				
114	BAO Shanju	CHN	Team Sprint, Individual Sprint, Keirin	10010717268
115	GUO Yufang	CHN	Team Sprint, Individual Sprint, Keirin	10062787474

**29 November-1 December 2019**
**Communiqué no. 8**
**Women / Femmes**
**Entry List By Team / Liste d'inscriptions par équipes**

As of THU 28 NOV 2019

Race Number	Team Name	Team Code	Event	UCI Rider ID
<b>CZE - Czech Republic</b>				
119	KANKOVSKA Sara	CZE	Individual Sprint, Keirin	10010167402
19	KOHOUTKOVA Katerina	CZE	Omnium, Scratch Race, Madison	10010777791
20	MACHACOVA Jarmila	CZE	Omnium, Scratch Race, Madison	10004738937
<b>DEN - Denmark</b>				
22	LETH Julie	DEN	Omnium, Madison	10006324279
23	SCHMIDT Trine	DEN	Omnium, Madison	10004631732
<b>DSR - Dream Seeker Racing Team</b>				
123	KOBAYASHI Yuka	JPN	Individual Sprint, Keirin	10009840733
<b>ESP - Spain</b>				
130	CALVO BARBERO Tania	ESP	Team Sprint, Individual Sprint, Keirin	10006604771
131	CASAS ROIGE Helena	ESP	Team Sprint, Individual Sprint, Keirin	10004616877
26	USABIAGA BALERDI Irene	ESP	Omnium, Scratch Race	10007502023
<b>EUS - Eustrak - Euskadi</b>				
132	USABIAGA BALERDI Ana	ESP	Scratch Race	10005979123
<b>GER - Germany</b>				
147	GRABOSCH Pauline Sophie	GER	Team Sprint, Individual Sprint, Keirin	10010169624
148	HECHLER Katharina	GER	Team Pursuit, Madison	10015335478
149	HINZE Emma	GER	Team Sprint, Individual Sprint, Keirin	10010652196
150	KULLMER Lisa	GER	Team Pursuit, Scratch Race	10007499090
151	REISSNER Lena Charlotte	GER	Team Pursuit, Scratch Race, Madison	10036438537
152	SUSSEMILCH Laura	GER	Team Pursuit	10009081204
153	TEUTENBERG Lea Lin	GER	Team Pursuit, Madison	10016000536
<b>HKG - Hong Kong, China</b>				
33	LEE Sze Wing	HKG	Omnium, Scratch Race	10045966058
157	LEE Wai Sze	HKG	Individual Sprint, Keirin	10004875747
158	LEUNG Bo Yee	HKG	Scratch Race, Madison	10006278510
159	PANG Yao	HKG	Madison	10008689059
160	YANG Qianyu	HKG	Madison	10008999055
<b>HKS - Hksi Pro Cycling Team</b>				
161	LEE Hoi Yan Jessica	HKG	Individual Sprint, Keirin	10066087191
162	LI Yin Yin	HKG	Individual Sprint	10010797696
<b>INA - Indonesia</b>				
164	NOVANDA Elga Kharisma	INA	Team Sprint	10007428362
165	PUTRI Crismonita Dwi	INA	Team Sprint, Individual Sprint, Keirin	10015346895
<b>IRL - Ireland</b>				
172	BOYLAN Lydia	IRL	Madison	10008975716
173	GURLEY Lydia	IRL	Madison	10010751119
35	KAY Emily	IRL	Omnium	10008678551

29 November-1 December 2019

Communiqué no. 8

**Women / Femmes**
**Entry List By Team / Liste d'inscriptions par équipes**

As of THU 28 NOV 2019

Race Number	Team Name	Team Code	Event	UCI Rider ID
<b>ITA - Italy</b>				
38	BARBIERI Rachele	ITA	Team Pursuit, Omnium, Scratch Race, Madison	10010714743
179	BISSOLATI Elena	ITA	Team Sprint, Individual Sprint, Keirin	10010713935
39	CONSONNI Chiara	ITA	Team Pursuit, Omnium, Madison	10015660026
180	FIDANZA Martina	ITA	Team Sprint, Team Pursuit, Scratch Race	10015662349
181	GUAZZINI Vittoria	ITA	Team Pursuit, Madison	10015339118
182	VECE Miriam	ITA	Team Sprint, Individual Sprint, Keirin	10010714137
<b>JPN - Japan</b>				
40	FURUYAMA Kie	JPN	Team Pursuit, Omnium, Madison	10010800124
41	KAJIHARA Yumi	JPN	Team Pursuit, Omnium, Madison	10009668658
188	OHTA Riyu	JPN	Individual Sprint, Keirin	10020981585
189	SUZUKI Nao	JPN	Team Pursuit, Scratch Race, Madison	10009808805
190	UWANO Minami	JPN	Team Pursuit	10006552130
191	YOSHIKAWA Miho	JPN	Team Pursuit	10009021081
<b>KAZ - Kazakhstan</b>				
43	SULTANOVA Rinata	KAZ	Omnium, Scratch Race	10010114252
<b>KOR - Republic of Korea</b>				
201	JANG Suji	KOR	Team Pursuit	10063606823
202	KANG Hyunkyung	KOR	Team Pursuit	10009914693
203	KIM Hyunji	KOR	Team Pursuit, Scratch Race	10007416339
204	KIM Soohyun	KOR	Team Sprint, Individual Sprint, Keirin	10010801134
205	LEE Hyejin	KOR	Team Sprint, Individual Sprint, Keirin	10007209609
206	LEE Jumi	KOR	Team Pursuit	10005601732
207	NA Ahreum	KOR	Team Pursuit	10006136646
<b>LTU - Lithuania</b>				
44	BALEISYTE Olivija	LTU	Omnium, Scratch Race	10010807905
209	KRUPECKAITE Simona	LTU	Team Sprint, Individual Sprint, Keirin	10002501368
210	MAROZAITE Migle	LTU	Team Sprint, Individual Sprint, Keirin	10010640880
<b>MAC - Macao, China</b>				
211	AU Hoi Ian	MAC	Scratch Race	10052570546
<b>MAS - Malaysia</b>				
213	MUSTAPA Fatehah	MAS	Individual Sprint, Keirin	10005605267
<b>MEX - Mexico</b>				
218	GAXIOLA GONZALEZ Luz Daniela	MEX	Team Sprint, Individual Sprint, Keirin	10006904461
219	SALAZAR VALLES Jessica	MEX	Team Sprint, Individual Sprint	10008167986
46	SALAZAR VAZQUEZ Lizbeth Yareli	MEX	Omnium, Scratch Race	10009196590

**29 November-1 December 2019**
**Communiqué no. 8**
**Women / Femmes**
**Entry List By Team / Liste d'inscriptions par équipes**

As of THU 28 NOV 2019

Race Number	Team Name	Team Code	Event	UCI Rider ID
<b>NED - Netherlands</b>				
224	BRASPENNINCX Shanne	NED	Team Sprint, Individual Sprint, Keirin	10007618524
225	LAMBERINK Kyra	NED	Team Sprint	10009125458
226	van der PEET Steffie	NED	Team Sprint, Individual Sprint, Keirin	10014699726
<b>NOR - Norway</b>				
49	STENBERG Anita Yvonne	NOR	Omnium, Scratch Race	10008956114
<b>NZL - New Zealand</b>				
234	ANDREWS Ellesse	NZL	Team Sprint, Individual Sprint, Keirin	10015442077
52	DRUMMOND Michaela	NZL	Team Pursuit, Omnium, Scratch Race, Madison	10010747277
53	HODGES Jessie	NZL	Team Pursuit, Omnium, Scratch Race, Madison	10015781779
235	PODMORE Olivia	NZL	Team Sprint	10010598141
236	SHEARMAN Emily	NZL	Team Pursuit	10015442279
237	SHIELDS Nicole	NZL	Team Pursuit, Madison	10015441875
238	WOLLASTON Ally	NZL	Team Pursuit	10022056265
<b>POL - Poland</b>				
246	KARWACKA Marlena	POL	Team Sprint, Individual Sprint, Keirin	10010098589
247	LOS Urszula	POL	Team Sprint, Individual Sprint, Keirin	10007793326
248	SIBIAK Nikola	POL	Team Sprint, Individual Sprint	10016111983
<b>POR - Portugal</b>				
58	MARTINS Maria	POR	Omnium, Scratch Race	10015577574
<b>PTM - P2m</b>				
250	MITCHELL Kelsey	CAN	Individual Sprint, Keirin	10075047668
<b>RSA - South Africa</b>				
253	du PREEZ Charlene	RSA	Individual Sprint, Keirin	10009143949
<b>RUS - Russian Federation</b>				
263	ANTONOVA Natalia	RUS	Team Sprint, Individual Sprint, Keirin	10009045636
59	DRONOVA Tamara	RUS	Omnium, Madison	10007272253
264	GNIDENKO Ekaterina	RUS	Team Sprint, Individual Sprint, Keirin	10006462305
265	NOVOLODSKAYA Mariia	RUS	Madison	10014629705
<b>SUB - Subway New Zealand Track Team</b>				
266	HANSEN Natasha	NZL	Individual Sprint, Keirin	10005968918
<b>SUI - Switzerland</b>				
271	ANDRES Michelle	SUI	Scratch Race, Madison	10009445154
61	WALDIS Andrea	SUI	Omnium, Madison	10007708551
<b>SVK - Slovakia</b>				
62	MEDVEDOVA Tereza	SVK	Omnium, Scratch Race	10008625607
<b>TIN - Team Inspired</b>				
276	CAPEWELL Sophie	GBR	Individual Sprint, Keirin	10010171442

29 November-1 December 2019

Communiqué no. 8

**Women / Femmes**
**Entry List By Team / Liste d'inscriptions par équipes**

As of THU 28 NOV 2019

Race Number	Team Name	Team Code	Event	UCI Rider ID
<b>TPE - Chinese Taipei</b>				
65	CHIU Sheng Hsin	TPE	Omnium	10045991825
66	HUANG Ting Ying	TPE	Omnium	10005968009
279	WANG Tzu Chun	TPE	Individual Sprint, Keirin	10011088393
<b>UKR - Ukraine</b>				
285	BASOVA Liubov	UKR	Team Sprint, Individual Sprint, Keirin	10004594447
286	KLIACHINA Oksana	UKR	Scratch Race, Madison	10010746570
287	NAHIRNA Anna	UKR	Madison	10005510994
288	SOLOVEI Ganna	UKR	Scratch Race, Madison	10006645995
289	STARIKOVA Olena	UKR	Team Sprint, Individual Sprint	10009233370
<b>USA - United States of America</b>				
291	MARQUARDT Mandy	USA	Individual Sprint, Keirin	10006669439
<b>UZB - Uzbekistan</b>				
69	ZABELINSKAYA Olga	UZB	Omnium, Scratch Race	10001441139



## Competition Schedule / Programme des compétitions

As of THU 28 NOV 2019

Date	Session Time	Duration Time	Event
THU 28 NOV	18:00 / 20:02	48	Women's Team Pursuit Qualifying
		74	Men's Team Pursuit Qualifying

**Note:**  
Schedule subject to change.

## Competition Schedule / Programme des compétitions

As of THU 28 NOV 2019

Date	Session Time	Duration Time	Event
FRI 29 NOV	15:30 / 17:56	28	Women's Team Pursuit First Round
		26	Men's Team Pursuit First Round
		42	Women's Team Sprint Qualifying
		50	Men's Team Sprint Qualifying
	19:00 / 21:11	30	Opening Ceremony
		11	Women's Team Sprint First Round
		15	Women's Team Pursuit Finals
		13	Men's Team Sprint First Round
		8	Women's Team Pursuit, Victory Ceremony
		14	Men's Team Pursuit Finals
		8	Women's Team Sprint Finals
		8	Men's Team Pursuit, Victory Ceremony
		8	Men's Team Sprint Finals
		8	Women's Team Sprint, Victory Ceremony
		8	Men's Team Sprint, Victory Ceremony

**Note:**  
Schedule subject to change.

## Competition Schedule / Programme des compétitions

As of FRI 29 NOV 2019

Date	Session Time	Duration Time	Event
SAT 30 NOV	13:00 / 16:58	55	Women's Sprint Qualifying
		10	Break
		38	Women's Sprint 1/16 Finals
		27	Men's Keirin First Round
		25	Women's Sprint 1/8 Finals
		27	Men's Keirin First Round Repechage
		16	Women's Sprint Quarterfinals - Race 1
		10	Women's Scratch Race Qualifying - Heat 1
		16	Women's Sprint Quarterfinals - Race 2
		10	Women's Scratch Race Qualifying - Heat 2
		4	Women's Sprint Quarterfinals - Decider
	18:00 / 21:48	16	Men's Omnium Scratch Race 1/4
		8	Women's Sprint Semifinals - Race 1
		9	Men's Keirin Second Round
		8	Women's Sprint Semifinals - Race 2
		15	Men's Omnium Tempo Race 2/4
		4	Women's Sprint Semifinals - Decider
		39	Women's Madison Final
		17	Men's Omnium Elimination Race 3/4
		10	Men's Keirin Finals
		8	Women's Sprint Finals - Race 1
		8	Women's Madison, Victory Ceremony
		6	Men's Keirin, Victory Ceremony
		8	Women's Sprint Finals - Race 2
		33	Men's Omnium Points Race 4/4
		4	Women's Sprint Finals - Decider
		17	Women's Scratch Race Final
		6	Men's Omnium, Victory Ceremony
		6	Women's Sprint, Victory Ceremony
		6	Women's Scratch Race, Victory Ceremony

**Note:**  
Schedule subject to change.

## Competition Schedule / Programme des compétitions

As of SAT 30 NOV 2019

Date	Session Time	Duration Time	Event
SUN 1 DEC	11:00 / 14:58	55	Men's Sprint Qualifying
		10	Break
		38	Men's Sprint 1/16 Finals
		27	Women's Keirin First Round
		25	Men's Sprint 1/8 Finals
		27	Women's Keirin First Round Repechage
		16	Men's Sprint Quarterfinals - Race 1
		10	Break
		16	Men's Sprint Quarterfinals - Race 2
		10	Break (i.r.)
		4	Men's Sprint Quarterfinals - Decider
	16:00 / 20:17	15	Women's Omnium Scratch Race 1¼
		8	Men's Sprint Semifinals - Race 1
		9	Women's Keirin Second Round
		8	Men's Sprint Semifinals - Race 2
		14	Women's Omnium Tempo Race 2¼
		4	Men's Sprint Semifinals - Decider
		60	Men's Madison Final
		17	Women's Omnium Elimination Race 3¼
		10	Women's Keirin Finals
		8	Men's Sprint Finals - Race 1
		8	Men's Madison, Victory Ceremony
		6	Women's Keirin, Victory Ceremony
		8	Men's Sprint Finals - Race 2
		30	Women's Omnium Points Race 4¼
		4	Men's Sprint Finals - Decider
		22	Men's Scratch Race Final
		6	Women's Omnium, Victory Ceremony
		6	Men's Sprint, Victory Ceremony
		6	Men's Scratch Race, Victory Ceremony
		8	World Cup Round Winner

**Note:**  
Schedule subject to change.

DECISIONS / DÉCISIONS  
Day 1 / 1<sup>er</sup> jour  
November 29, 2019 / le 29 novembre 2019

**MEN'S TEAM SPRINT / HOMMES VITESSE PAR EQUIPES**

Qualification / Qualification

MARATHON - TULA CYCLING TEAM (MCT) Relegation / Déclassement

Art. 3.2.153 - incorrect exchange / relais incorrect

First Round / 1<sup>er</sup> tour de competition

Team Manager FRANCE TERRYN, Herman (UCI 100 513 851 26) fine CHF 200 for delay to the start

Chef d'équipe FRANCE TERRYN, Herman (UCI 100 513 851 26) amende CHF 200 pour retard au depart

Art. 12.4.001-21



DECISIONS / DÉCISIONS  
Day 2 / Jour 2  
November 30, 2019 / le 30 novembre 2019

**WOMEN SPRINT ¼-Final / FEMMES VITESSE ¼-Final**

Heat 4 ride 1 was declared a dead heat and re-run.  
Heat 4, la 1<sup>ère</sup> manche a été déclarée ex aequo et a été relancée.

**WOMEN MADISON / FEMMES MADISON****ITALY (ITA)**

Warning for dangerous riding during the race  
Avertissement pour manoeuvre dangereuse au cours de l'épreuve

**HONG KONG, CHINA (HKG)**

Warning for deliberately riding on the blue band during the race  
Avertissement pour passage volontaire sur la zone bleu au cours de l'épreuve

**MEN'S OMNIUM ELIMINATION/ HOMMES OMNIUM ELIMINATION****CURUCHET Juan Ignacio (ARG, 10007893760)**

Warning for incorrect behaviour  
Avertissement pour comportement incorrect

**HAVIK Yoeri (NED, 10006502014)**

Warning for entering the sprinter's lane when the opponent was already there  
Avertissement pour être entré dans le couloir des sprinters alors que son adversaire s'y trouvait déjà

**KUBOKI Kazushige (BGT, 10005932138)**

Relegation for incorrect behaviour  
Déclassement pour comportement incorrect

**VOLIKAKIS Christos (GRE, 10004633247)**

Relegation for entering the sprinter's lane when the opponent was already there  
Déclassement pour être entré dans le couloir des sprinters alors que son adversaire s'y trouvait déjà

**VOLIKAKIS Christos (GRE, 10004633247)**

Disqualification for failure to leave the track after being eliminated Art. 3.2.223  
Disqualification pour ne pas avoir quitter la piste apres avoir été éliminé Art. 3.2.223

DECISIONS / DÉCISIONS  
Day 3 / Jour 3  
December 1, 2019 / le 1 décembre 2019

**WOMEN KEIRIN FIRST ROUND/ FEMMES PREMIER TOUR****Heat 2****LEE Hyejin (KOR, 10007209609)**

Relegation - for irregular movement to prevent her opponent from passing

Déclassement- pour manœuvre illicite, faite pour empêcher son adversaire de passer

**Heat 6****DEGREDELE Nicky (BEL, 10009134956)**

Warning for irregular movement to prevent her opponent from passing

Avertissement pour manœuvre illicite, faite pour empêcher son adversaire de passer

**MEN SPRINT 1/8-Final / HOMMES VITESSE 1/8-Final****Heat 3****LENDEL Vasilijus (LTU, 10009181234)**

Relegation for entering the sprinter's lane when the opponent was already there

Déclassement pour être entré dans le couloir des sprinters alors que son adversaire s'y trouvait déjà

**MEN MADISON / HOMMES MADISON****Team RUSSIA (RUS)** - Warning for irregular movement to prevent his opponent from passing**Team RUSSIA (RUS)** - Avertissement pour manœuvre illicite, faite pour empêcher son adversaire de passerTeam Manager **GREAT BRITAIN VAN EIJDEN, Jan** (UCI 100 013 467 65) fine CHF 200 for failure to obey commissaires instructions regarding feeding. (Art. 12.3.005)Chef d'équipe **GREAT BRITAIN VAN EIJDEN, Jan** (UCI 100 013 467 65) amende CHF 200 pour avoir ignoré les instructions des commissaires pour ravitaillement. (Art. 12.3.005)

**Medallists by Event / Médaillé(e)s par épreuve**

As of SUN 1 DEC 2019 at 19:55

AFTER 14 OF 14 EVENTS

Event	Date	Medal	Name	Team Code
Men's Scratch Race	SUN 1 DEC	GOLD	EEFTING Roy	NED
		SILVER	VOLIKAKIS Christos	GRE
		BRONZE	STRONG Corbin	NZL
Men's Sprint	SUN 1 DEC	GOLD	LAVREYSEN Harrie	NED
		SILVER	HOOGLAND Jeffrey	NED
		BRONZE	FUKAYA Tomohiro	JPN
Women's Omnium	SUN 1 DEC	GOLD	KAJIHARA Yumi	JPN
		SILVER	MARTINS Maria	POR
		BRONZE	D'HOORE Jolien	BEL
Women's Keirin	SUN 1 DEC	GOLD	LEE Hyejin	KOR
		SILVER	BASOVA Liubov	UKR
		BRONZE	KOBAYASHI Yuka	DSR
Men's Madison	SUN 1 DEC	GOLD	KLUGE Roger REINHARDT Theo	GER
		SILVER	SEXTON Tom STEWART Campbell	NZL
		BRONZE	STEWART Mark WRIGHT Fred	GBR
Women's Scratch Race	SAT 30 NOV	GOLD	STENBERG Anita Yvonne	NOR
		SILVER	EBERHARDT Verena	AUT
		BRONZE	MARTINS Maria	POR
Women's Sprint	SAT 30 NOV	GOLD	LEE Wai Sze	HKG
		SILVER	HINZE Emma	GER
		BRONZE	MITCHELL Kelsey	PTM
Men's Omnium	SAT 30 NOV	GOLD	STEWART Campbell	NZL
		SILVER	KLUGE Roger	GER
		BRONZE	SCHIR Thery	SUI
Men's Keirin	SAT 30 NOV	GOLD	SAUNDERS Callum	NZL
		SILVER	KENNY Jason	GBR
		BRONZE	BUCHLI Matthijs	BCC
Women's Madison	SAT 30 NOV	GOLD	LETH Julie SCHMIDT Trine	DEN
		SILVER	HODGES Jessie SHIELDS Nicole	NZL
		BRONZE	CONSONNI Chiara GUAZZINI Vittoria	ITA

**Medallists by Event / Médaillé(e)s par épreuve**

As of SUN 1 DEC 2019 at 19:55

AFTER 14 OF 14 EVENTS

Event	Date	Medal	Name	Team Code
Men's Team Sprint	FRI 29 NOV	GOLD	HOOGLAND Jeffrey LAVREYSEN Harrie van den BERG Roy	NED
		SILVER	BICHLER Timo BOTTICHER Stefan ENGLER Eric	GER
		BRONZE	BAUGE Gregory D'ALMEIDA Michael HELAL Rayan	FRA
Women's Team Sprint	FRI 29 NOV	GOLD	GRABOSCH Pauline Sophie HINZE Emma	GER
		SILVER	LIN Junhong ZHONG Tianshi CHEN Feifei (R)	CHN
		BRONZE	ZHANG Linyin ZHUANG Wei	CNS
Men's Team Pursuit	FRI 29 NOV	GOLD	GROSS Felix REINHARDT Theo ROHDE Leon WEINSTEIN Domenic	GER
		SILVER	KENNETT Dylan KERGOZOU Nicholas SEXTON Tom STRONG Corbin STEWART Campbell (R)	NZL
		BRONZE	SCHIR Thery THIEBAUD Valere THIERY Cyrille VOGEL Alex	SUI

**Medallists by Event / Médaillé(e)s par épreuve**

As of SUN 1 DEC 2019 at 19:55

AFTER 14 OF 14 EVENTS

Event	Date	Medal	Name	Team Code
Women's Team Pursuit	FRI 29 NOV	GOLD	DRUMMOND Michaela SHEARMAN Emily SHIELDS Nicole WOLLASTON Ally HODGES Jessie (R)	NZL
		SILVER	BOSSUYT Shari D'HOORE Jolien DOM Annelies KOPECKY Lotte CROKET Gilke (R)	BEL
		BRONZE	JANG Suji KANG Hyunkyung LEE Jumi NA Ahreum	KOR

**Note:**  
All riders who competed for a team in any phase are listed on this output.

**LEGEND**  
R Replaced



29 November-1 December 2019

Communiqué no. 174

**Medal Standings / Tableau des médailles**

As of SUN 1 DEC 2019 at 19:55

AFTER 14 OF 14 EVENTS

Rank	Team	Men				Women				Total				Rank by Total
		G	S	B	Tot.	G	S	B	Tot.	G	S	B	Tot.	
1	NZL - New Zealand	2	2	1	5	1	1		2	3	3	1	7	1
2	GER - Germany	2	2		4	1	1		2	3	3		6	2
3	NED - Netherlands	3	1		4					3	1		4	3
4	JPN - Japan			1	1	1			1	1		1	2	=4
4	KOR - Republic of Korea					1		1	2	1		1	2	=4
6	DEN - Denmark					1			1	1			1	=5
6	HKG - Hong Kong, China					1			1	1			1	=5
6	NOR - Norway					1			1	1			1	=5
9	BEL - Belgium						1	1	2		1	1	2	=4
9	GBR - Great Britain		1	1	2						1	1	2	=4
9	POR - Portugal						1	1	2		1	1	2	=4
12	AUT - Austria						1		1		1		1	=5
12	CHN - China						1		1		1		1	=5
12	GRE - Greece		1		1						1		1	=5
12	UKR - Ukraine						1		1		1		1	=5
16	SUI - Switzerland			2	2							2	2	=4
17	BCC - Beat Cycling Club			1	1							1	1	=5
17	CNS - China National Track Stars							1	1			1	1	=5
17	DSR - Dream Seeker Racing Team							1	1			1	1	=5
17	FRA - France			1	1							1	1	=5
17	ITA - Italy							1	1			1	1	=5
17	PTM - P2m							1	1			1	1	=5
	<b>Total:</b>	<b>7</b>	<b>7</b>	<b>7</b>	<b>21</b>	<b>7</b>	<b>7</b>	<b>7</b>	<b>21</b>	<b>14</b>	<b>14</b>	<b>14</b>	<b>42</b>	

**Note:**

Rank by Total is calculated by the total number of gold, silver and bronze medals.

**LEGEND**

 = Equal sign indicates that two or more Teams share the same rank by total  
 Tot. Total

**B** Bronze    **G** Gold    **S** Silver

## Team World Cup Standings / Classement coupe du monde par équipes

As of SUN 1 DEC 2019

<b>Event No 1</b>	Minsk (BLR)	1-3 NOV 2019
<b>Event No 2</b>	Glasgow (GBR)	8-10 NOV 2019
<b>Event No 3</b>	Hong-Kong (HKG)	29 NOV-1 DEC 2019
<b>Event No 4</b>	Cambridge (NZL)	6-8 DEC 2019
<b>Event No 5</b>	Brisbane (AUS)	13-15 DEC 2019
<b>Event No 6</b>	Milton (CAN)	24-26 JAN 2020

Rank	Name	Team Code	Event No 1	Event No 2	Event No 3	Event No 4	Event No 5	Event No 6	Total Points
1	Netherlands	NED	5765,0	4776,0	4391,0				14932,0
2	Great Britain	GBR	6415,0	6555,0	1375,0				14345,0
3	Germany	GER	4937,5	3985,0	5400,0				14322,5
4	France	FRA	6297,5	5535,0	901,0				12733,5
5	Italy	ITA	5077,0	3785,0	3193,0				12055,0
6	Russian Federation	RUS	5215,0	3886,0	2712,0				11813,0
7	Poland	POL	4521,0	3833,5	2786,0				11140,5
8	Belgium	BEL	3580,0	2626,0	2331,0				8537,0
9	China	CHN	1975,5	1940,5	3244,5				7160,5
10	United States	USA	4890,0	1470,0	667,0				7027,0
11	Spain	ESP	3073,5	1936,5	1819,5				6829,5
12	Switzerland	SUI	2125,0	2055,0	2465,0				6645,0
13	Denmark	DEN	2775,0	1925,0	1865,0				6565,0
14	Hong Kong, China	HKG	2320,0	1531,0	2430,0				6281,0
15	New Zealand	NZL		375,0	5879,5				6254,5
16	Ukraine	UKR	2951,0	1286,0	1446,0				5683,0
17	Japan	JPN	680,0	1341,0	3332,5				5353,5
18	Team Erdgas.2012	ERD	1772,5	2271,0	1180,0				5223,5
19	Australia	AUS		4897,5					4897,5
20	Belarus	BLR	3477,0	500,0	865,0				4842,0
21	Ireland	IRL	1561,0	2086,0	1055,0				4702,0
22	Lithuania	LTU	1720,0	1306,0	1022,0				4048,0
23	Portugal	POR	1530,0	915,0	1290,0				3735,0
24	Czech Republic	CZE	1946,0	788,0	807,0				3541,0
25	Republic of Korea	KOR	656,0	366,0	2331,0				3353,0
26	Beat Cycling Club	BCC	1450,0	1112,5	606,0				3168,5
27	Mexico	MEX	270,0	175,0	2300,0				2745,0
28	Canada	CAN	405,0	485,0	1745,0				2635,0
29	Austria	AUT	1220,0	485,0	865,0				2570,0
30	Kazakhstan	KAZ	1228,5	396,0	885,5				2510,0
31	Colombia	COL	1057,0	967,0					2024,0
32	Huub Wattbike Test Team	HUB	1150,0	760,0					1910,0
33	Norway	NOR	585,0	300,0	850,0				1735,0
34	Hungary	HUN	690,0	500,0	495,0				1685,0
35	Greece	GRE	660,0	475,0	450,0				1585,0
36	Marathon - Tula Cycling Team	MCT	901,0	286,0	276,0				1463,0
37	Gazprom - Rusvelo	RVL	676,0	700,0					1376,0
38	Uzbekistan	UZB	475,0	520,0	305,0				1300,0
39	Team Bridgestone Cycling	BGT			1255,0				1255,0

## Team World Cup Standings / Classement coupe du monde par équipes

As of SUN 1 DEC 2019

Rank	Name	Team Code	Event No 1	Event No 2	Event No 3	Event No 4	Event No 5	Event No 6	Total Points
40	Track - Team - Brandenburg	TTB	972,5	262,5					1235,0
41	Corima Yulong Cycling Team	CYT		447,0	787,0				1234,0
42	Israel Cycling Academy Track Team	CAT	475,0	450,0	275,0				1200,0
43	Indonesia	INA	441,0	430,0	315,0				1186,0
44	Japan Professional Cyclist Association	JPC	400,0	175,0	500,0				1075,0
45	Chinese Taipei	TPE	2,0	326,0	697,0				1025,0
46	Malaysia	MAS	346,0	2,0	676,0				1024,0
47	Thailand	THA	120,0	300,0	490,0				910,0
48	Trinidad and Tobago	TTO			838,5				838,5
49	Team Inspired	TIN	335,0	220,0	265,0				820,0
50	P2m	PTM			801,0				801,0
51	Eustrak - Euskadi	EUS	431,0	220,0	120,0				771,0
52	Barbados	BAR	280,0	250,0	170,0				700,0
53	Hksi Pro Cycling Team	HKS	221,0	246,0	147,0				614,0
54	Suriname	SUR		275,0	325,0				600,0
55	Dream Seeker Racing Team	DSR			575,0				575,0
56	Chile	CHI	70,0	100,0	385,0				555,0
57	Sime Darby Foundation	SDF	231,0	307,0					538,0
58	Lokosphinx	LOK	525,0						525,0
59	Venezuela	VEN	205,0	120,0	176,0				501,0
60	Minsk Cycling Club	MCC	406,0	80,0					486,0
61	Subway New Zealand Track Team	SUB			480,0				480,0
62	Slovakia	SVK	260,0	70,0	150,0				480,0
63	China National Track Stars	CNS			400,0				400,0
64	Team Wales	WAL		375,0					375,0
65	South Africa	RSA	101,0	4,0	178,0				283,0
66	Guatemala	GUA	3,0	221,0					224,0
67	India	IND			217,5				217,5
68	Bison Sport - Commel	BIC	130,0	70,0					200,0
69	Latvia	LAT	190,0						190,0
70	Argentina	ARG			176,0				176,0
71	Algeria	ALG	60,0	100,0					160,0
72	Brazil	BRA			100,0				100,0
72	Jilun Cycling Team	JLC			100,0				100,0
74	Macao, China	MAC			60,0				60,0
75	Romania	ROU			1,0				1,0
76	Jamaica	JAM		1,0					1,0

29 November-1 December 2019

Communiqué no. 176

**Number of Entries by Team / Nombre d'inscriptions par équipes**

As of 1 DEC 2019

Team	Men								Women								Total Riders
	Team Sprint	Sprint	Keirin	Team Pursuit	Omnium	Madison	Scratch Race	Riders	Team Sprint	Sprint	Keirin	Team Pursuit	Omnium	Madison	Scratch Race	Riders	
ARG			1		1			2									2
AUT						2	1	3					1		1	1	4
BAR													1		1	1	1
BCC		1	1					1		1	1					1	2
BEL					1	2		2		1	1	5	1	2	1	6	8
BGT				4	1	2	1	4									4
BLR				4	1	2	1	4									4
BRA			1					1									1
CAN		1	1	4	1		1	6		1	1		1			2	8
CAT															1	1	1
CHI						2	1	3							1	1	4
CHN	3	1	1		1	2	1	5	3	2	1	5	1	2	1	9	14
CNS									2							2	2
CYT	3	1						3	2	1	1					2	5
CZE		2	1					3		1	1		1	2	1	3	6
DEN				4	1		1	4					1	2		2	6
DSR										1	1					1	1
ERD	3	2	1					3									3
ESP	3	2	1		1	2	1	5	2	2	1		1		1	3	8
EUS															1	1	1
FRA	3	2						3									3
GBR		1	1		1	2		3									3
GER	3	1	1	4	1	2		8	2	2	1	4		2	1	7	15
GRE					1		1	1									1
HKG		1	1		1	2	1	5		1	1		1	2	1	5	10
HKS										2	1					2	2
HUN		1	1		1		1	2									2
INA									2	1	1					2	2
IND	3							3									3
IRL						2	1	2					1	2		3	5
ITA		1	1	5	1	2	1	7	2	1	1	4	1	2	1	6	13
JLC							1	1									1
JPC		1	1					1									1
JPN	3	2	1					3		1	1	5	1	2	1	6	9
KAZ	3	2	1		1		1	5					1		1	1	6
KOR				4				4	2	1	1	4			1	7	11
LTU		1	1					1	2	2	1		1		1	3	4
MAC															1	1	1
MAS		1	1					1		1	1					1	2
MCT	3	1					1	4									4
MEX					1		1	1	2	2	1		1		1	3	4
NED	3	2	1		1	2	1	6	2	2	1					3	9
NOR													1		1	1	1
NZL	3	1	1	5	1	2	1	9	2	1	1	5	1	2	1	7	16
POL	4	1	1	4	1	2	1	9	2	2	1					3	12
POR					1	2	1	2					1		1	1	3
PTM		1	1					1		1	1					1	2
ROU		1						1									1

## Number of Entries by Team / Nombre d'inscriptions par équipes

As of 1 DEC 2019

Team	Men								Women								Total Riders
	Team Sprint	Sprint	Keirin	Team Pursuit	Omnium	Madison	Scratch Race	Riders	Team Sprint	Sprint	Keirin	Team Pursuit	Omnium	Madison	Scratch Race	Riders	
RSA		1	1					1		1	1					1	2
RUS	3	2	1	4		2		8	2	2	1		1	2		4	12
SUB										1	1					1	1
SUI				4	1	2	1	5					1	2	1	2	7
SUR		1						1									1
SVK													1		1	1	1
THA	3		1					3									3
TIN										1	1					1	1
TPE		2	1		1		1	3		1	1		1			2	5
TTO	3	2	1					4									4
UKR			1					1	2	2	1			2	1	5	6
USA		1	1		1			2		1	1					1	3
UZB					1		1	1					1		1	1	2
VEN		1	1					1									1
<b>Total</b>	<b>49</b>	<b>41</b>	<b>30</b>	<b>46</b>	<b>24</b>	<b>36</b>	<b>24</b>	<b>162</b>	<b>31</b>	<b>39</b>	<b>29</b>	<b>32</b>	<b>23</b>	<b>26</b>	<b>25</b>	<b>118</b>	<b>280</b>



Index/ Table des matières

Event	Epreuves	Description	Description	Report	Rapport	No.
<b>GENERAL COMMUNIQUE'S</b>		<b>COMMUNIQUE'S GENERAUX</b>				
College of Commissaires	Collège des Commissaires	UCI Technical Officials	Officiels Techniques de l'UCI	Information	Information	1
College of Commissaires	Collège des Commissaires	General Information	Informations Générales	Information	Information	2
College of Commissaires	Collège des Commissaires	Technical Information	Informations Techniques	Information	Information	3
College of Commissaires	Collège des Commissaires	Antidoping Control	Contrôle Anti-dopage	Information	Information	4
College of Commissaires	Collège des Commissaires	List of Entered Teams	Liste des Equipes Engagées	Information	Information	5
College of Commissaires	Collège des Commissaires	Official Training Sessions	Sessions d'entraînement officiel	Information	Information	6
College of Commissaires	Collège des Commissaires	Entry List by Team - Men	Liste des Inscrits par Equipes - Hommes	Information	Information	7
College of Commissaires	Collège des Commissaires	Entry List by Team - Women	Liste des Inscrits par Equipes - Femmes	Information	Information	8
College of Commissaires	Collège des Commissaires	Competition Schedule Day 0	Programme des Compétitions Jour 0	Schedule	Programme	9
College of Commissaires	Collège des Commissaires	Competition Schedule Day 1	Programme des Compétitions Jour 1	Schedule	Programme	10
College of Commissaires	Collège des Commissaires	Competition Schedule Day 2	Programme des Compétitions Jour 2	Schedule	Programme	11
College of Commissaires	Collège des Commissaires	Competition Schedule Day 3	Programme des Compétitions Jour 3	Schedule	Programme	12
College of Commissaires	Collège des Commissaires	Decisions Day 0	Décisions Jour 0	Information	Information	13
College of Commissaires	Collège des Commissaires	Decisions Day 1	Décisions Jour 1	Information	Information	14
College of Commissaires	Collège des Commissaires	Decisions Day 2	Décisions Jour 2	Information	Information	15
College of Commissaires	Collège des Commissaires	Decisions Day 3	Décisions Jour 3	Information	Information	168
Day 1	Jour 1	Medallists by Event	Médaillés par Epreuve	Standing	Classement	169
Day 1	Jour 1	Medal Standings	Classement des Médailles	Standing	Classement	170
Day 2	Jour 2	Medallists by Event	Médaillés par Epreuve	Standing	Classement	171
Day 2	Jour 2	Medal Standings	Classement des Médailles	Standing	Classement	172
Day 3	Jour 3	Medallists by Event	Médaillés par Epreuve	Standing	Classement	173
Day 3	Jour 3	Medal Standings	Classement des Médailles	Standing	Classement	174
Final	Final	Team World Cup Standings	Classements Coupe du Monde des équipes	Standing	Classement	175
Final	Final	Number of Entries by Team	Nombre d'Inscrits par Equipes	Standing	Classement	176
College of Commissaires	Collège des Commissaires	Index	Table des matières	Information	Information	177
<b>MEN</b>		<b>HOMMES</b>				
<b>M - TEAM SPRINT</b>		<b>H - VITESSE PAR EQUIPES</b>				
Team Sprint	Vitesse par équipes	Qualifying	Qualifications	Start List	Liste de départ	16
Team Sprint	Vitesse par équipes	Qualifying	Qualifications	Results	Résultats	17
Team Sprint	Vitesse par équipes	1/2 Final	1/2 Finale	Start List	Liste de départ	18
Team Sprint	Vitesse par équipes	1/2 Final	1/2 Finale	Results	Résultats	19
Team Sprint	Vitesse par équipes	Finals 3-4 & 1-2	Finales 3-4 & 1-2	Start List	Liste de départ	20
Team Sprint	Vitesse par équipes	Finals 3-4 & 1-2	Finales 3-4 & 1-2	Results	Résultats	21

29 November-1 December 2019

Communiqué n°177

Team Sprint	Vitesse par équipes	World Cup Standings	Classement Coupe du Monde	Standing	Classement	22
<b>M - SPRINT</b>	<b>H - VITESSE</b>					
Sprint 200m t.t.	Vitesse 200m c.l.m.	Qualifying	Qualifications	Start List	Liste de départ	23
Sprint 200m t.t.	Vitesse 200m c.l.m.	Qualifying	Qualifications	Results	Résultats	24
Sprint	Vitesse	1/16 Final	1/16 Finale	Start List	Liste de départ	25
Sprint	Vitesse	1/16 Final	1/16 Finale	Results	Résultats	26
Sprint	Vitesse	1/8 Final	1/8 Finale	Start List	Liste de départ	27
Sprint	Vitesse	1/8 Final	1/8 Finale	Results	Résultats	28
Sprint	Vitesse	1/4 Final	1/4 Finale	Start List	Liste de départ	29
Sprint	Vitesse	1/4 Final	1/4 Finale	Results	Résultats	30
Sprint	Vitesse	1/2 Final	1/2 Finale	Start List	Liste de départ	31
Sprint	Vitesse	1/2 Final	1/2 Finale	Results	Résultats	32
Sprint	Vitesse	Finals 3-4 & 1-2	Finales 3-4 & 1-2	Start List	Liste de départ	33
Sprint	Vitesse	Finals 3-4 & 1-2	Finales 3-4 & 1-2	Results	Résultats	34
Sprint	Vitesse	Summary	Résumé	Results	Résultats	35
Sprint	Vitesse	World Cup Standings	Classement Coupe du Monde	Results	Classement	36
<b>M - KEIRIN</b>	<b>H - KEIRIN</b>					
Keirin	Keirin	1st round	1er tour de compétition	Start List	Liste de départ	37
Keirin	Keirin	1st round	1er tour de compétition	Results	Résultats	38
Keirin	Keirin	Repechages	Repêchages	Start List	Liste de départ	39
Keirin	Keirin	Repechages	Repêchages	Results	Résultats	40
Keirin	Keirin	2nd round	2e tour de compétition	Start List	Liste de départ	41
Keirin	Keirin	2nd round	2e tour de compétition	Results	Résultats	42
Keirin	Keirin	Finals places 7-12 & 1-6	Finales places 7-12 & 1-6	Start List	Liste de départ	43
Keirin	Keirin	Finals places 7-12 & 1-6	Finales places 7-12 & 1-6	Results	Résultats	44
Keirin	Keirin	World Cup Standings	Classement Coupe du Monde	Standing	Classement	45
<b>M - TEAM PURSUIT</b>	<b>H - POURSUITE PAR EQUIPES</b>					
Team pursuit	Poursuite par équipes	Qualifying	Qualifications	Start List	Liste de départ	46
Team pursuit	Poursuite par équipes	Qualifying	Qualifications	Results	Résultats	47
Team pursuit	Poursuite par équipes	1/2 Final	1/2 Finale	Start List	Liste de départ	48
Team pursuit	Poursuite par équipes	1/2 Final	1/2 Finale	Results	Résultats	49
Team pursuit	Poursuite par équipes	Finals	Finales	Start List	Liste de départ	50
Team pursuit	Poursuite par équipes	Finals	Finales	Results	Résultats	51
Team pursuit	Poursuite par équipes	World Cup Standings	Classement Coupe du Monde	Standing	Classement	52
<b>M - OMNIUM</b>	<b>H - OMNIUM</b>					
Omnium I	Omnium I	Scratch 10 km	Scratch 10 km	Start List	Liste de départ	53
Omnium I	Omnium I	Scratch 10 km	Scratch 10 km	Results	Résultats	54
Omnium	Omnium	Gen. Class. after event 1	Class. Gén. après épreuve 1	Results	Résultats	55

29 November-1 December 2019

Communiqué n°177

Omnium II	<i>Omnium II</i>	Tempo Race 10 km	<i>Course Tempo 10 km</i>	Start List	<i>Liste de départ</i>	56
Omnium II	<i>Omnium II</i>	Tempo Race 10 km	<i>Course Tempo 10 km</i>	Results	<i>Résultats</i>	57
Omnium	<i>Omnium</i>	Gen. Class. after event 2	<i>Class. Gén. après épreuve 2</i>	Results	<i>Résultats</i>	58
Omnium III	<i>Omnium III</i>	Elimination	<i>Elimination</i>	Start List	<i>Liste de départ</i>	59
Omnium III	<i>Omnium III</i>	Elimination	<i>Elimination</i>	Results	<i>Résultats</i>	60
Omnium	<i>Omnium</i>	Gen. Class. after event 3	<i>Class. Gén. après épreuve 3</i>	Results	<i>Résultats</i>	61
Omnium IV	<i>Omnium IV</i>	Points Race 25 km	<i>Course aux Points 25 km</i>	Start List	<i>Liste de départ</i>	62
Omnium	<i>Omnium</i>	Results Progression	<i>Progression des résultats</i>	Results	<i>Résultats</i>	63
Omnium	<i>Omnium</i>	Final Classification	<i>Classement final</i>	Results	<i>Résultats</i>	64
Omnium	<i>Omnium</i>	World Cup Standings	<i>Classement Coupe du Monde</i>	Standing	<i>Classement</i>	65
<b>M - MADISON</b>	<b>H - MADISON</b>					
Madison 50 km	<i>Madison 50 km</i>	Final	<i>Finale</i>	Start List	<i>Liste de départ</i>	66
Madison 50 km	<i>Madison 50 km</i>	Final	<i>Finale</i>	Results	<i>Résultats</i>	67
Madison	<i>Madison</i>	World Cup Standings	<i>Classement Coupe du Monde</i>	Standing	<i>Classement</i>	68
<b>M - SCRATCH</b>	<b>H - SCRATCH</b>					
Scratch 7.5 km	<i>Scratch 7.5 km</i>	Qualifying Heat 1	<i>Qualifications Manche 1</i>	Start List	<i>Liste de départ</i>	76
Scratch 7.5 km	<i>Scratch 7.5 km</i>	Qualifying Heat 1	<i>Qualifications Manche 1</i>	Results	<i>Résultats</i>	77
Scratch 7.5 km	<i>Scratch 7.5 km</i>	Qualifying Heat 2	<i>Qualifications Manche 2</i>	Start List	<i>Liste de départ</i>	78
Scratch 7.5 km	<i>Scratch 7.5 km</i>	Qualifying Heat 2	<i>Qualifications Manche 2</i>	Results	<i>Résultats</i>	79
Scratch 15 km	<i>Scratch 15 km</i>	Final	<i>Finale</i>	Start List	<i>Liste de départ</i>	80
Scratch 15 km	<i>Scratch 15 km</i>	Final	<i>Finale</i>	Results	<i>Résultats</i>	81
Scratch	<i>Scratch</i>	World Cup Standings	<i>Classement Coupe du Monde</i>	Standing	<i>Classement</i>	82
<b>WOMEN</b>	<b>FEMMES</b>					
<b>W - TEAM SPRINT</b>	<b>F - VITESSE PAR EQUIPES</b>					
Team Sprint	<i>Vitesse par équipes</i>	Qualifying	<i>Qualifications</i>	Start List	<i>Liste de départ</i>	93
Team Sprint	<i>Vitesse par équipes</i>	Qualifying	<i>Qualifications</i>	Results	<i>Résultats</i>	94
Team Sprint	<i>Vitesse par équipes</i>	1/2 Final	<i>1/2 Finale</i>	Start List	<i>Liste de départ</i>	95
Team Sprint	<i>Vitesse par équipes</i>	1/2 Final	<i>1/2 Finale</i>	Results	<i>Résultats</i>	96
Team Sprint	<i>Vitesse par équipes</i>	Finals 3-4 & 1-2	<i>Finales 3-4 &amp; 1-2</i>	Start List	<i>Liste de départ</i>	97
Team Sprint	<i>Vitesse par équipes</i>	Finals 3-4 & 1-2	<i>Finales 3-4 &amp; 1-2</i>	Results	<i>Résultats</i>	98
Team Sprint	<i>Vitesse par équipes</i>	World Cup Standings	<i>Classement Coupe du Monde</i>	Standing	<i>Classement</i>	99
<b>W - SPRINT</b>	<b>F - VITESSE</b>					
Sprint 200m t.t.	<i>Vitesse 200m c.l.m.</i>	Qualifying	<i>Qualifications</i>	Start List	<i>Liste de départ</i>	100
Sprint 200m t.t.	<i>Vitesse 200m c.l.m.</i>	Qualifying	<i>Qualifications</i>	Results	<i>Résultats</i>	101
Sprint	<i>Vitesse</i>	1/16 Final	<i>1/16 Finale</i>	Start List	<i>Liste de départ</i>	102
Sprint	<i>Vitesse</i>	1/16 Final	<i>1/16 Finale</i>	Results	<i>Résultats</i>	103
Sprint	<i>Vitesse</i>	1/8 Final	<i>1/8 Finale</i>	Start List	<i>Liste de départ</i>	104
Sprint	<i>Vitesse</i>	1/8 Final	<i>1/8 Finale</i>	Results	<i>Résultats</i>	105

29 November-1 December 2019

Communiqué n°177

Sprint	Vitesse	1/4 Final	1/4 Finale	Start List	Liste de départ	106
Sprint	Vitesse	1/4 Final	1/4 Finale	Results	Résultats	107
Sprint	Vitesse	1/2 Final	1/2 Finale	Start List	Liste de départ	108
Sprint	Vitesse	1/2 Final	1/2 Finale	Results	Résultats	109
Sprint	Vitesse	Finals 3-4 & 1-2	Finales 3-4 & 1-2	Start List	Liste de départ	110
Sprint	Vitesse	Finals 3-4 & 1-2	Finales 3-4 & 1-2	Results	Résultats	111
Sprint	Vitesse	Summary	Résumé	Results	Résultats	112
Sprint	Vitesse	World Cup Standings	Classement Coupe du Monde	Standing	Classement	113
<b>W - KEIRIN</b>	<b>F - KEIRIN</b>					
Keirin	Keirin	1st round	1er tour de compétition	Start List	Liste de départ	114
Keirin	Keirin	1st round	1er tour de compétition	Results	Résultats	115
Keirin	Keirin	Repechages	Repêchages	Start List	Liste de départ	116
Keirin	Keirin	Repechages	Repêchages	Results	Résultats	117
Keirin	Keirin	2nd round	2e tour de compétition	Start List	Liste de départ	118
Keirin	Keirin	2nd round	2e tour de compétition	Results	Résultats	119
Keirin	Keirin	Finals places 7-12 & 1-6	Finales places 7-12 & 1-6	Start List	Liste de départ	120
Keirin	Keirin	Finals places 7-12 & 1-6	Finales places 7-12 & 1-6	Results	Résultats	121
Keirin	Keirin	World Cup Standings	Classement Coupe du Monde	Standing	Classement	122
<b>W - TEAM PURSUIT</b>	<b>F - POURSUITE PAR EQUIPES</b>					
Team pursuit	Poursuite par équipes	Qualifying	Qualifications	Start List	Liste de départ	123
Team pursuit	Poursuite par équipes	Qualifying	Qualifications	Results	Résultats	124
Team pursuit	Poursuite par équipes	1/2 Final	1/2 Finale	Start List	Liste de départ	125
Team pursuit	Poursuite par équipes	1/2 Final	1/2 Finale	Results	Résultats	126
Team pursuit	Poursuite par équipes	Finals	Finales	Start List	Liste de départ	127
Team pursuit	Poursuite par équipes	Finals	Finales	Results	Résultats	128
Team pursuit	Poursuite par équipes	World Cup Standings	Classement Coupe du Monde	Standing	Classement	129
<b>W - OMNIUM</b>	<b>F - OMNIUM</b>					
Omnium I	Omnium I	Scratch 7.5 km	Scratch 7.5 km	Start List	Liste de départ	130
Omnium I	Omnium I	Scratch 7.5 km	Scratch 7.5 km	Results	Résultats	131
Omnium	Omnium	Gen. Class. after event 1	Class. Gén. après épreuve 1	Results	Résultats	132
Omnium II	Omnium II	Tempo Race 7.5 km	Course Tempo 7.5 km	Start List	Liste de départ	133
Omnium II	Omnium II	Tempo Race 7.5 km	Course Tempo 7.5 km	Results	Résultats	134
Omnium	Omnium	Gen. Class. after event 2	Class. Gén. après épreuve 2	Results	Résultats	135
Omnium III	Omnium III	Elimination	Elimination	Start List	Liste de départ	136
Omnium III	Omnium III	Elimination	Elimination	Results	Résultats	137
Omnium	Omnium	Gen. Class. after event 3	Class. Gén. après épreuve 3	Results	Résultats	138
Omnium IV	Omnium IV	Points Race 20 km	Course aux Points 20 km	Start List	Liste de départ	139
Omnium	Omnium	Results Progression	Progression des résultats	Results	Résultats	140

Page 4/5

TITLE SPONSOR

LOCAL ORGANISER

MAIN SPONSOR

SUPPORTED BY



大型體育活動事務委員會  
Major Sports Events Committee



29 November-1 December 2019

Communiqué n°177

Omnium	<i>Omnium</i>	Final Classification	<i>Classement final</i>	Results	<i>Résultats</i>	<b>141</b>
Omnium	<i>Omnium</i>	World Cup Standings	<i>Classement Coupe du Monde</i>	Standing	<i>Classement</i>	<b>142</b>
<b>W - MADISON</b>	<b>F - MADISON</b>					
Madison 30 km	<i>Madison 30 km</i>	Final	<i>Finale</i>	Start List	<i>Liste de départ</i>	<b>143</b>
Madison 30 km	<i>Madison 30 km</i>	Final	<i>Finale</i>	Results	<i>Résultats</i>	<b>144</b>
Madison	<i>Madison</i>	World Cup Standings	<i>Classement Coupe du Monde</i>	Standing	<i>Classement</i>	<b>145</b>
<b>W - SCRATCH</b>	<b>F - SCRATCH</b>					
Scratch 5 km	<i>Scratch 5 km</i>	Qualifying Heat 1	<i>Qualifications Manche 1</i>	Start List	<i>Liste de départ</i>	<b>153</b>
Scratch 5 km	<i>Scratch 5 km</i>	Qualifying Heat 1	<i>Qualifications Manche 1</i>	Results	<i>Résultats</i>	<b>154</b>
Scratch 5 km	<i>Scratch 5 km</i>	Qualifying Heat 2	<i>Qualifications Manche 2</i>	Start List	<i>Liste de départ</i>	<b>155</b>
Scratch 5 km	<i>Scratch 5 km</i>	Qualifying Heat 2	<i>Qualifications Manche 2</i>	Results	<i>Résultats</i>	<b>156</b>
Scratch 10 km	<i>Scratch 10 km</i>	Final	<i>Finale</i>	Start List	<i>Liste de départ</i>	<b>157</b>
Scratch 10 km	<i>Scratch 10 km</i>	Final	<i>Finale</i>	Results	<i>Résultats</i>	<b>158</b>
Scratch	<i>Scratch</i>	World Cup Standings	<i>Classement Coupe du Monde</i>	Standing	<i>Classement</i>	<b>159</b>



29 November-1 December 2019

Communiqué no. 22

**Men's Team Sprint / Vitesse par équipe hommes**
**World Cup Standings / Classement coupe du monde**

As of FRI 29 NOV 2019

<b>Event No 1</b>	Minsk (BLR)	1-3 NOV 2019
<b>Event No 2</b>	Glasgow (GBR)	8-10 NOV 2019
<b>Event No 3</b>	Hong-Kong (HKG)	29 NOV-1 DEC 2019
<b>Event No 4</b>	Cambridge (NZL)	6-8 DEC 2019
<b>Event No 5</b>	Brisbane (AUS)	13-15 DEC 2019
<b>Event No 6</b>	Milton (CAN)	24-26 JAN 2020

Rank	Name	Team Code	Event No 1	Event No 2	Event No 3	Event No 4	Event No 5	Event No 6	Total Points
1	NETHERLANDS	NED	750,0	750,0	750,0				2250,0
2	FRANCE	FRA	562,5	600,0	600,0				1762,5
3	POLAND	POL	525,0	487,5	525,0				1537,5
4	TEAM ERDGAS.2012	ERD	487,5	450,0	450,0				1387,5
5	GREAT BRITAIN	GBR	675,0	675,0					1350,0
6	RUSSIAN FEDERATION	RUS	450,0	525,0	375,0				1350,0
7	BEAT CYCLING CLUB	BCC	600,0	562,5					1162,5
8	GERMANY	GER	412,5		675,0				1087,5
9	PEOPLE'S REPUBLIC OF CHINA	CHN	337,5	337,5	337,5				1012,5
10	SPAIN	ESP	307,5	307,5	307,5				922,5
11	MARATHON - TULA CYCLING TEAM	MCT	285,0	285,0	195,0				765,0
12	CZECH REPUBLIC	CZE	375,0	375,0					750,0
13	NEW ZEALAND	NZL			562,5				562,5
14	TRACK - TEAM - BRANDENBURG	TTB	262,5	262,5					525,0
15	JAPAN	JPN			487,5				487,5
16	KAZAKHSTAN	KAZ	217,5		262,5				480,0
17	TRINIDAD AND TOBAGO	TTO			412,5				412,5
18	AUSTRALIA	AUS		412,5					412,5
19	CORIMA YULONG CYCLING TEAM	CYT			285,0				285,0
20	THAILAND	THA			240,0				240,0
21	BELARUS	BLR	240,0						240,0
22	INDIA	IND			217,5				217,5
23	UKRAINE	UKR	195,0						195,0

29 November-1 December 2019

Communiqué no. 21

**Men's Team Sprint / Vitesse par équipe hommes**
**Final Classification / Classement final**

<b>World Record</b>	41.871 GER - Germany	Agascalientes (MEX)	5 DEC 2013
---------------------	----------------------	---------------------	------------

Rank	Team / Name	Lap 1	Lap 2 Lap 1-2	Time Lap 2-3	Average Speed km/h
------	-------------	-------	------------------	-----------------	--------------------------

**Final for Gold**

<b>GOLD</b>	<b>1 NED - Netherlands</b>	17.448	29.773	<b>42.271</b>	63,874
	220 HOOGLAND Jeffrey		12.325	12.498	
	221 LAVREYSEN Harrie				
	223 van den BERG Roy				
<b>SILVER</b>	<b>2 GER - Germany</b>	17.755	30.483	<b>43.436</b>	62,160
	138 BICHLER Timo		12.728	12.953	
	139 BOTTICHER Stefan				
	141 ENGLER Eric				

**Final for Bronze**

<b>BRONZE</b>	<b>3 FRA - France</b>	17.757	30.359	<b>43.395</b>	62,219
	133 BAUGE Gregory		12.602	13.036	
	134 D'ALMEIDA Michael				
	135 HELAL Rayan				
	<b>4 NZL - New Zealand</b>	17.425	30.196	<b>43.736</b>	61,734
	227 DAWKINS Edward		12.771	13.540	
	230 MITCHELL Ethan				
	233 WEBSTER Sam				

**Placed after First Round**

<b>5 POL - Poland</b>					
	239 BIELECKI Maciej				
	240 MAKSEL Krzysztof				
	243 RUDYK Mateusz				
	242 RAJKOWSKI Patryk				(R)
<b>6 JPN - Japan</b>					
	185 AMAGAI Kazuki				
	186 FUKAYA Tomohiro				
	187 NITTA Yudai				
<b>7 ERD - Team Erdgas.2012</b>					
	124 DORNBACH Maximilian				
	125 LEVY Maximilian				
	126 SCHROTER Nik				
<b>8 TTO - Trinidad and Tobago</b>					
	280 BRAMBLE Keron				
	282 PAUL Nicholas				
	283 PHILLIP Njisane				

**Did not qualify for the first round**

<b>9 RUS - Russian Federation</b>					
	255 DUBCHENKO Aleksander				
	257 LII Kirill				
	262 TKACHEV Aleksei				

29 November-1 December 2019

Communiqué no. 21

**Men's Team Sprint / Vitesse par équipe hommes**
**Final Classification / Classement final**

Rank	Team / Name	Lap 1	Lap 2 Lap 1-2	Time Lap 2-3	Average Speed km/h
<b>10</b>	<b>CHN - China</b>				
	96 GUO Shuai				
	98 ZHANG Miao				
	99 ZHOU Yu				
<b>11</b>	<b>ESP - Spain</b>				
	127 MARTINEZ CHORRO Alejandro				
	128 MORENO SANCHEZ Jose				
	129 PERALTA GASCON Juan				
<b>12</b>	<b>CYT - Corima Yulong Cycling Team</b>				
	111 LIU Kuan				
	112 LIU Qi				
	113 ZHANG Cheng				
<b>13</b>	<b>KAZ - Kazakhstan</b>				
	192 CHUGAY Andrey				
	193 PONOMARYOV Sergey				
	194 VORZHEV Pavel				
<b>14</b>	<b>THA - Thailand</b>				
	273 ANGSUTHASAWIT Jai				
	274 KAPUNYA Worayut				
	275 NIWANTI Jaturog				
<b>15</b>	<b>IND - India</b>				
	166 ESOW Esow				
	167 KEITHELLAKPAM Jemsh Singh				
	168 LAITONJAM Ronaldo				
<b>16</b>	<b>MCT - Marathon - Tula Cycling Team</b>				<b>REL</b>
	214 KOMKOV Daniil				
	215 NOSOV Alexey				
	216 ROSTOV Pavel				

Communiqué approved by the Secretary of the Commissaires Panel:

**Note:**

Riders are presented in their starting order.

**LEGEND**
**R** Replaced      **REL** Relegated

29 November-1 December 2019

**Men's Team Sprint / Vitesse par équipe hommes**  
**Finals / Finales**  
**Race Analysis / Analyse de la course**

**GOLD**

NED - Netherlands					GER - Germany				
Distance	Time	Rank	Lap Time	Lap	Distance	Time	Rank	Lap Time	
125m	10.755	1			125m	10.920	2		
250m	17.448	1	17.448	1	250m	17.755	2	17.755	
375m	23.661	1			375m	24.067	2		
500m	29.773	1	12.325	2	500m	30.483	2	12.728	
625m	35.931	1			625m	36.829	2		
750m	42.271	1	12.498	3	750m	43.436	2	12.953	

**BRONZE**

FRA - France					NZL - New Zealand				
Distance	Time	Rank	Lap Time	Lap	Distance	Time	Rank	Lap Time	
125m	10.994	2			125m	10.617	1		
250m	17.757	2	17.757	1	250m	17.425	1	17.425	
375m	24.104	2			375m	23.776	1		
500m	30.359	2	12.602	2	500m	30.196	1	12.771	
625m	36.741	1			625m	36.917	2		
750m	43.395	3	13.036	3	750m	43.736	4	13.540	

Communiqué approved by the Secretary of the Commissaires Panel:

29 November-1 December 2019

Communiqué no. 20

**Men's Team Sprint / Vitesse par équipe hommes**  
**Finals / Finales**  
**Start List / Liste de départ**

Fri 29 Nov 2019 - Race distance: 3 laps

<b>World Record</b>	41.871 GER - Germany	Aguascalientes (MEX)	5 DEC 2013
---------------------	----------------------	----------------------	------------

Heat	Race Number	Team / Name	Time
<b>FOR BRONZE</b>		<b>FRA - France</b>	_____
	133	BAUGE Gregory	
	135	HELAL Rayan	
	134	D'ALMEIDA Michael	
		<b>NZL - New Zealand</b>	_____
	230	MITCHELL Ethan	
	233	WEBSTER Sam	
	227	DAWKINS Edward	
<b>FOR GOLD</b>		<b>NED - Netherlands</b>	_____
	223	van den BERG Roy	
	221	LAVREYSEN Harrie	
	220	HOOGLAND Jeffrey	
		<b>GER - Germany</b>	_____
	138	BICHLER Timo	
	139	BOTTICHER Stefan	
	141	ENGLER Eric	

Communiqué approved by the Secretary of the Commissaires Panel:

.....

**Note:**

The composition of the teams may be subject to change up to 30 minutes before the start of the race. Sorted in the order given by the team.



**29 November-1 December 2019**
**Communiqué no. 19**

**Men's Team Sprint / Vitesse par équipe hommes  
First Round / Premier tour  
Results / Résultats**

Fri 29 Nov 2019 - Race distance: 3 laps

<b>World Record</b>	41.871 GER - Germany	Aguascalientes (MEX)	5 DEC 2013
---------------------	----------------------	----------------------	------------

Heat	Rank	Team / Name	Lap 1	Lap 2 Lap 1-2	Time Lap 2-3	Average Speed km/h	
1	1	<b>GER - Germany</b>	17.718	30.404	<b>43.260</b>	62,413	QG
		138 BICHLER Timo		12.686	12.856		
		139 BOTTICHER Stefan					
		141 ENGLER Eric					
	2	<b>POL - Poland</b>	17.565	30.124	<b>43.277</b>	62,389	
		239 BIELECKI Maciej		12.559	13.153		
		240 MAKSEL Krzysztof					
		243 RUDYK Mateusz					
		242 RAJKOWSKI Patryk (R)					
2	1	<b>NZL - New Zealand</b>	17.375	30.174	<b>43.360</b>	62,269	QB
		227 DAWKINS Edward		12.799	13.186		
		230 MITCHELL Ethan					
		233 WEBSTER Sam					
	2	<b>JPN - Japan</b>	17.755	30.486	<b>43.411</b>	62,196	
		185 AMAGAI Kazuki		12.731	12.925		
		186 FUKAYA Tomohiro					
		187 NITTA Yudai					
3	1	<b>FRA - France</b>	17.858	30.420	<b>43.316</b>	62,333	QB
		133 BAUGE Gregory		12.562	12.896		
		134 D'ALMEIDA Michael					
		135 HELAL Rayan					
	2	<b>TTO - Trinidad and Tobago</b>	17.597	30.554	<b>43.966</b>	61,411	
		280 BRAMBLE Keron		12.957	13.412		
		282 PAUL Nicholas					
		283 PHILLIP Njisane					
4	1	<b>NED - Netherlands</b>	17.467	29.707	<b>42.276</b>	63,866	QG
		220 HOOGLAND Jeffrey		12.240	12.569		
		221 LAVREYSEN Harrie					
		223 van den BERG Roy					
	2	<b>ERD - Team Erdgas.2012</b>	17.702	30.414	<b>43.571</b>	61,968	
		124 DORNBACH Maximilian		12.712	13.157		
		125 LEVY Maximilian					
		126 SCHROTER Nik					

**Progression rule:**

The fastest two winning teams race for the gold and silver medals, and the other two winning teams race for the bronze medal. Losers are classified from 5th to 8th place by their times in the First Round.

29 November-1 December 2019

Communiqué no. 19

**Men's Team Sprint / Vitesse par équipe hommes**  
**First Round / Premier tour**  
**Results / Résultats**

Fri 29 Nov 2019 - Race distance: 3 laps

Heat	Rank	Team / Name	Lap 1	Lap 2 Lap 1-2	Time Lap 2-3	Average Speed km/h
------	------	----------------	-------	------------------	-----------------	--------------------------

Communiqué approved by the Secretary of the Commissaires Panel:

**Note:**

Riders are presented in their starting order.

**LEGEND**
**QB** Qualified for Bronze      **QG** Qualified for Gold      **R** Replaced

29 November-1 December 2019

**Men's Team Sprint / Vitesse par équipe hommes**  
**First Round / Premier tour**  
**Race Analysis / Analyse de la course**

**Heat 1**

GER - Germany					POL - Poland				
Distance	Time	Rank	Lap Time	Lap	Distance	Time	Rank	Lap Time	
125m	10.863	2			125m	10.749	1		
250m	17.718	2	17.718	1	250m	17.565	1	17.565	
375m	24.056	2			375m	23.860	1		
500m	30.404	2	12.686	2	500m	30.124	1	12.559	
625m	36.737	2			625m	36.584	1		
750m	43.260	1	12.856	3	750m	43.277	2	13.153	

**Heat 2**

NZL - New Zealand					JPN - Japan				
Distance	Time	Rank	Lap Time	Lap	Distance	Time	Rank	Lap Time	
125m	10.621	1			125m	10.985	2		
250m	17.375	1	17.375	1	250m	17.755	2	17.755	
375m	23.814	1			375m	24.207	2		
500m	30.174	1	12.799	2	500m	30.486	2	12.731	
625m	36.646	1			625m	36.823	2		
750m	43.360	1	13.186	3	750m	43.411	2	12.925	

**Heat 3**

FRA - France					TTO - Trinidad and Tobago				
Distance	Time	Rank	Lap Time	Lap	Distance	Time	Rank	Lap Time	
125m	11.072	2			125m	10.774	1		
250m	17.858	2	17.858	1	250m	17.597	1	17.597	
375m	24.143	2			375m	24.034	1		
500m	30.420	1	12.562	2	500m	30.554	2	12.957	
625m	36.725	1			625m	37.197	2		
750m	43.316	1	12.896	3	750m	43.966	2	13.412	

**Heat 4**

NED - Netherlands					ERD - Team Erdgas.2012				
Distance	Time	Rank	Lap Time	Lap	Distance	Time	Rank	Lap Time	
125m	10.705	1			125m	10.849	2		
250m	17.467	1	17.467	1	250m	17.702	2	17.702	
375m	23.572	1			375m	24.041	2		
500m	29.707	1	12.240	2	500m	30.414	2	12.712	
625m	35.896	1			625m	36.834	2		
750m	42.276	1	12.569	3	750m	43.571	2	13.157	

Communiqué approved by the Secretary of the Commissaires Panel:

29 November-1 December 2019

Communiqué no. 18 Rectificatif 1

**Men's Team Sprint / Vitesse par équipe hommes**
**First Round / Premier tour**
**Start List / Liste de départ**

Fri 29 Nov 2019 - Race distance: 3 laps

<b>World Record</b>	41.871 GER - Germany	Aguascalientes (MEX)	5 DEC 2013
---------------------	----------------------	----------------------	------------

Heat	Race Number	Team / Name	Time
1		<b>GER - Germany</b>	_____
	138	BICHLER Timo	
	139	BOTTICHER Stefan	
	141	ENGLER Eric	
		<b>POL - Poland</b>	_____
	239	BIELECKI Maciej	
	243	RUDYK Mateusz	
	240	MAKSEL Krzysztof	
2		<b>NZL - New Zealand</b>	_____
	230	MITCHELL Ethan	
	233	WEBSTER Sam	
	227	DAWKINS Edward	
		<b>JPN - Japan</b>	_____
	185	AMAGAI Kazuki	
	187	NITTA Yudai	
	186	FUKAYA Tomohiro	
3		<b>FRA - France</b>	_____
	133	BAUGE Gregory	
	135	HELAL Rayan	
	134	D'ALMEIDA Michael	
		<b>TTO - Trinidad and Tobago</b>	_____
	280	BRAMBLE Keron	
	283	PHILLIP Njisane	
	282	PAUL Nicholas	

29 November-1 December 2019

Communiqué no. 18 Rectificatif 1

**Men's Team Sprint / Vitesse par équipe hommes**
**First Round / Premier tour**
**Start List / Liste de départ**

Fri 29 Nov 2019 - Race distance: 3 laps

Heat	Race Number	Team / Name	Time
4		<b>NED - Netherlands</b>	_____
	223	van den BERG Roy	
	221	LAVREYSEN Harrie	
	220	HOOGLAND Jeffrey	
		<b>ERD - Team Erdgas.2012</b>	_____
	126	SCHROTER Nik	
	125	LEVY Maximilian	
	124	DORNBACH Maximilian	

**Progression rule:**

The fastest two winning teams race for the gold and silver medals, and the other two winning teams race for the bronze medal. Losers are classified from 5th to 8th place by their times in the First Round.

Communiqué approved by the Secretary of the Commissaires Panel:

**Note:**

The composition of the teams may be subject to change up to 30 minutes before the start of the race. Sorted in the order given by the team.



29 November-1 December 2019

Communiqué no. 17

**Men's Team Sprint / Vitesse par équipe hommes**  
**Qualifying / Qualifications**  
**Results / Résultats**

Fri 29 Nov 2019 - Race distance: 3 laps

<b>World Record</b>	41.871 GER - Germany	Agascalientes (MEX)	5 DEC 2013
---------------------	----------------------	---------------------	------------

Rank	Team / Name	Lap 1	Lap 2 Lap 1-2	Time Lap 2-3	Average Speed km/h
<b>1</b>	<b>NED - Netherlands</b> 223 van den BERG Roy 221 LAVREYSEN Harrie 220 HOOGLAND Jeffrey	17.399 (1)	29.875 (1) 12.476 (1)	<b>42.709 (1)</b> 12.834 (1)	63,219
<b>2</b>	<b>FRA - France</b> 133 BAUGE Gregory 135 HELAL Rayan 134 D'ALMEIDA Michael	17.770 (5)	30.529 (4) 12.759 (5)	<b>43.548 (2)</b> 13.019 (2)	62,001
<b>3</b>	<b>NZL - New Zealand</b> 230 MITCHELL Ethan 233 WEBSTER Sam 227 DAWKINS Edward	17.440 (2)	30.278 (2) 12.838 (6)	<b>43.618 (3)</b> 13.340 (6)	61,901
<b>4</b>	<b>GER - Germany</b> 138 BICHLER Timo 139 BOTTICHER Stefan 141 ENGLER Eric	17.860 (7)	30.585 (6) 12.725 (4)	<b>43.624 (4)</b> 13.039 (3)	61,893
<b>5</b>	<b>POL - Poland</b> 239 BIELECKI Maciej 243 RUDYK Mateusz 242 RAJKOWSKI Patryk	17.706 (4)	30.315 (3) 12.609 (2)	<b>43.798 (5)</b> 13.483 (9)	61,647
<b>6</b>	<b>JPN - Japan</b> 185 AMAGAI Kazuki 187 NITTA Yudai 186 FUKAYA Tomohiro	18.041 (11)	30.752 (7) 12.711 (3)	<b>43.953 (6)</b> 13.201 (5)	61,429
<b>7</b>	<b>TTO - Trinidad and Tobago</b> 280 BRAMBLE Keron 283 PHILLIP Njisane 282 PAUL Nicholas	17.612 (3)	30.549 (5) 12.937 (8)	<b>43.979 (7)</b> 13.430 (7)	61,393
<b>8</b>	<b>ERD - Team Erdgas.2012</b> 126 SCHROTER Nik 125 LEVY Maximilian 124 DORNBAACH Maximilian	18.000 (9)	30.892 (8) 12.892 (7)	<b>44.086 (8)</b> 13.194 (4)	61,244
<b>9</b>	<b>RUS - Russian Federation</b> 257 LII Kirill 262 TKACHEV Aleksei 255 DUBCHENKO Aleksander	17.850 (6)	31.011 (9) 13.161 (11)	<b>44.489 (9)</b> 13.478 (8)	60,689
<b>10</b>	<b>CHN - China</b> 96 GUO Shuai 99 ZHOU Yu 98 ZHANG Miao	18.031 (10)	31.111 (10) 13.080 (9)	<b>44.642 (10)</b> 13.531 (10)	60,481
<b>11</b>	<b>ESP - Spain</b> 127 MARTINEZ CHORRO Alejandro 129 PERALTA GASCON Juan 128 MORENO SANCHEZ Jose	18.503 (15)	31.607 (13) 13.104 (10)	<b>45.329 (11)</b> 13.722 (14)	59,565

29 November-1 December 2019

Communiqué no. 17

**Men's Team Sprint / Vitesse par équipe hommes**  
**Qualifying / Qualifications**  
**Results / Résultats**

Fri 29 Nov 2019 - Race distance: 3 laps

Rank	Team / Name	Lap 1	Lap 2 Lap 1-2	Time Lap 2-3	Average Speed km/h
12	<b>CYT - Corima Yulong Cycling Team</b>	18.091 (12)	31.511 (11)	<b>45.406 (12)</b>	59,464
	111 LIU Kuan		13.420 (12)	13.895 (16)	
	113 ZHANG Cheng				
	112 LIU Qi				
13	<b>KAZ - Kazakhstan</b>	18.184 (13)	32.039 (14)	<b>45.720 (13)</b>	59,055
	193 PONOMARYOV Sergey		13.855 (16)	13.681 (12)	
	194 VORZHEV Pavel				
	192 CHUGAY Andrey				
14	<b>THA - Thailand</b>	18.342 (14)	32.179 (15)	<b>45.838 (14)</b>	58,903
	275 NIWANTI Jaturong		13.837 (15)	13.659 (11)	
	274 KAPUNYA Worayut				
	273 ANGSUTHASAWIT Jai				
15	<b>IND - India</b>	18.661 (16)	32.243 (16)	<b>45.931 (15)</b>	58,784
	167 KEITHELLAKPAM Jemsh Singh		13.582 (14)	13.688 (13)	
	166 ESOW Esow				
	168 LAITONJAM Ronaldo				
16	<b>MCT - Marathon - Tula Cycling Team</b>			<b>REL</b>	
	214 KOMKOV Daniil				
	215 NOSOV Alexey				
	216 ROSTOV Pavel				

**Progression rule:**

Fastest 8 teams qualify for the first round.

**No 10 MARATHON - TULA CYCLING TEAM (MCT)**

Relegation Incorrect Exchange #2

Communiqué approved by the Secretary of the Commissaires Panel:

**Note:**

Riders are presented in their starting order.

**LEGEND**
**REL** Relegated

29 November-1 December 2019

**Men's Team Sprint / Vitesse par équipe hommes**  
**Qualifying / Qualifications**  
**Race Analysis / Analyse de la course**

Heat 1					Heat 2				
Distance	IND - India		Lap Time	Lap	Distance	THA - Thailand		Lap Time	
	Time	Rank				Time	Rank		
125m	11.493	16			125m	11.397	15		
250m	18.661	16	18.661	1	250m	18.342	14	18.342	
375m	25.323	16			375m	25.133	14		
500m	32.243	16	13.582	2	500m	32.179	15	13.837	
625m	39.037	16			625m	38.992	15		
750m	45.931	15	13.688	3	750m	45.838	14	13.659	

Heat 3					Heat 4				
Distance	ESP - Spain		Lap Time	Lap	Distance	KAZ - Kazakhstan		Lap Time	
	Time	Rank				Time	Rank		
125m	11.366	14			125m	11.163	12		
250m	18.503	15	18.503	1	250m	18.184	13	18.184	
375m	25.013	13			375m	25.254	15		
500m	31.607	13	13.104	2	500m	32.039	14	13.855	
625m	38.305	11			625m	38.872	14		
750m	45.329	11	13.722	3	750m	45.720	13	13.681	

Heat 5					Heat 6				
Distance	JPN - Japan		Lap Time	Lap	Distance	NZL - New Zealand		Lap Time	
	Time	Rank				Time	Rank		
125m	11.181	13			125m	10.688	2		
250m	18.041	11	18.041	1	250m	17.440	2	17.440	
375m	24.403	8			375m	23.867	2		
500m	30.752	7	12.711	2	500m	30.278	2	12.838	
625m	37.235	7			625m	36.801	2		
750m	43.953	6	13.201	3	750m	43.618	3	13.340	

Heat 7					Heat 8				
Distance	TTO - Trinidad and Tobago		Lap Time	Lap	Distance	CYT - Corima Yulong Cycling Team		Lap Time	
	Time	Rank				Time	Rank		
125m	10.791	3			125m	11.108	11		
250m	17.612	3	17.612	1	250m	18.091	12	18.091	
375m	24.050	4			375m	24.716	12		
500m	30.549	5	12.937	2	500m	31.511	11	13.420	
625m	37.162	6			625m	38.324	13		
750m	43.979	7	13.430	3	750m	45.406	12	13.895	

Heat 9					Heat 10				
Distance	CHN - China		Lap Time	Lap	Distance	MCT - Marathon - Tula Cycling Team		Lap Time	
	Time	Rank				Time	Rank		
125m	10.997	8			125m	11.016	9		
250m	18.031	10	18.031	1	250m	17.994	8	17.994	
375m	24.446	10			375m	24.693	11		
500m	31.111	10	13.080	2	500m	31.544	12	13.550	
625m	37.738	10			625m	38.321	12		
750m	44.642	10	13.531	3	750m	REL	16	13.746	

29 November-1 December 2019

**Men's Team Sprint / Vitesse par équipe hommes**  
**Qualifying / Qualifications**  
**Race Analysis / Analyse de la course**

Heat 11					Heat 12				
RUS - Russian Federation					POL - Poland				
Distance	Time	Rank	Lap Time	Lap	Distance	Time	Rank	Lap Time	
125m	10.800	4			125m	10.830	5		
250m	17.850	6	17.850	1	250m	17.706	4	17.706	
375m	24.349	7			375m	23.998	3		
500m	31.011	9	13.161	2	500m	30.315	3	12.609	
625m	37.674	9			625m	36.925	4		
750m	44.489	9	13.478	3	750m	43.798	5	13.483	

Heat 13					Heat 14				
ERD - Team Erdgas.2012					GER - Germany				
Distance	Time	Rank	Lap Time	Lap	Distance	Time	Rank	Lap Time	
125m	11.102	10			125m	10.928	6		
250m	18.000	9	18.000	1	250m	17.860	7	17.860	
375m	24.419	9			375m	24.182	6		
500m	30.892	8	12.892	2	500m	30.585	6	12.725	
625m	37.358	8			625m	36.981	5		
750m	44.086	8	13.194	3	750m	43.624	4	13.039	

Heat 15					Heat 16				
NED - Netherlands					FRA - France				
Distance	Time	Rank	Lap Time	Lap	Distance	Time	Rank	Lap Time	
125m	10.653	1			125m	10.953	7		
250m	17.399	1	17.399	1	250m	17.770	5	17.770	
375m	23.623	1			375m	24.090	5		
500m	29.875	1	12.476	2	500m	30.529	4	12.759	
625m	36.167	1			625m	36.923	3		
750m	42.709	1	12.834	3	750m	43.548	2	13.019	

Communiqué approved by the Secretary of the Commissaires Panel:

**LEGEND**  
 REL Relegated

29 November-1 December 2019

Communiqué no. 16 Rectificatif 1

**Men's Team Sprint / Vitesse par équipe hommes**  
**Qualifying / Qualifications**  
**Start List / Liste de départ**

Fri 29 Nov 2019 - Race distance: 3 laps

<b>World Record</b>	41.871 GER - Germany	Aguascalientes (MEX)	5 DEC 2013
---------------------	----------------------	----------------------	------------

Heat	Race Number	Team / Name	Time
1		<b>IND - India</b>	_____
	167	KEITHELLAKPAM Jemsh Singh	
	166	ESOW Esow	
	168	LAITONJAM Ronaldo	
2		<b>THA - Thailand</b>	_____
	275	NIWANTI Jaturong	
	274	KAPUNYA Worayut	
	273	ANGSUTHASAWIT Jai	
3		<b>ESP - Spain</b>	_____
	127	MARTINEZ CHORRO Alejandro	
	129	PERALTA GASCON Juan	
	128	MORENO SANCHEZ Jose	
4		<b>KAZ - Kazakhstan</b>	_____
	193	PONOMARYOV Sergey	
	194	VORZHEV Pavel	
	192	CHUGAY Andrey	
5		<b>JPN - Japan</b>	_____
	185	AMAGAI Kazuki	
	187	NITTA Yudai	
	186	FUKAYA Tomohiro	
6		<b>NZL - New Zealand</b>	_____
	230	MITCHELL Ethan	
	233	WEBSTER Sam	
	227	DAWKINS Edward	
7		<b>TTO - Trinidad and Tobago</b>	_____
	280	BRAMBLE Keron	
	283	PHILLIP Njisane	
	282	PAUL Nicholas	



29 November-1 December 2019

Communiqué no. 16 Rectificatif 1

**Men's Team Sprint / Vitesse par équipe hommes**  
**Qualifying / Qualifications**  
**Start List / Liste de départ**

Fri 29 Nov 2019 - Race distance: 3 laps

Heat	Race Number	Team / Name	Time
8		<b>CYT - Corima Yulong Cycling Team</b>	_____
	111	LIU Kuan	
	113	ZHANG Cheng	
	112	LIU Qi	
9		<b>CHN - China</b>	_____
	96	GUO Shuai	
	99	ZHOU Yu	
	98	ZHANG Miao	
10		<b>MCT - Marathon - Tula Cycling Team</b>	_____
	214	KOMKOV Daniil	
	215	NOSOV Alexey	
	216	ROSTOV Pavel	
11		<b>RUS - Russian Federation</b>	_____
	257	LII Kirill	
	262	TKACHEV Aleksei	
	255	DUBCHENKO Aleksander	
12		<b>POL - Poland</b>	_____
	239	BIELECKI Maciej	
	243	RUDYK Mateusz	
	242	RAJKOWSKI Patryk	
13		<b>ERD - Team Erdgas.2012</b>	_____
	126	SCHROTER Nik	
	125	LEVY Maximilian	
	124	DORNBACH Maximilian	
14		<b>GER - Germany</b>	_____
	138	BICHLER Timo	
	139	BOTTICHER Stefan	
	141	ENGLER Eric	

29 November-1 December 2019

Communiqué no. 16 Rectificatif 1

**Men's Team Sprint / Vitesse par équipe hommes**  
**Qualifying / Qualifications**  
**Start List / Liste de départ**

Fri 29 Nov 2019 - Race distance: 3 laps

Heat	Race Number	Team / Name	Time
15		<b>NED - Netherlands</b>	
	223	van den BERG Roy	
	221	LAVREYSEN Harrie	
	220	HOOGLAND Jeffrey	
16		<b>FRA - France</b>	
	133	BAUGE Gregory	
	135	HELAL Rayan	
	134	D'ALMEIDA Michael	

**Progression rule:**

Fastest 8 teams qualify for the first round.

Communiqué approved by the Secretary of the Commissaires Panel:

**Note:**

The composition of the teams may be subject to change up to 30 minutes before the start of the race. Sorted in the order given by the team.

**Men's Sprint / Vitesse hommes**
**World Cup Standings / Classement coupe du monde**

As of SUN 1 DEC 2019

<b>Event No 1</b>	Minsk (BLR)	1-3 NOV 2019
<b>Event No 2</b>	Glasgow (GBR)	8-10 NOV 2019
<b>Event No 3</b>	Hong-Kong (HKG)	29 NOV-1 DEC 2019
<b>Event No 4</b>	Cambridge (NZL)	6-8 DEC 2019
<b>Event No 5</b>	Brisbane (AUS)	13-15 DEC 2019
<b>Event No 6</b>	Milton (CAN)	24-26 JAN 2020

Rank	Name	Team Code	Event No 1	Event No 2	Event No 3	Event No 4	Event No 5	Event No 6	Total Points
1	LAVREYSEN Harrie	NED	500,0	500,0	500,0				1500,0
2	HOOGLAND Jeffrey	NED	450,0	450,0	450,0				1350,0
3	RUDYK Mateusz	POL	350,0	375,0	375,0				1100,0
4	BUCHLI Matthijs	BCC	400,0	225,0	205,0				830,0
5	FUKAYA Tomohiro	JPN		400,0	400,0				800,0
6	KENNY Jason	GBR	275,0	300,0	225,0				800,0
7	LENDEL Vasilijus	LTU	250,0	325,0	160,0				735,0
8	DMITRIEV Denis	RUS	325,0	350,0					675,0
9	BOTTICHER Stefan	GER	225,0	250,0	190,0				665,0
10	TJON EN FA Jair	SUR		275,0	325,0				600,0
11	PERALTA GASCON Juan	ESP	175,0	175,0	120,0				470,0
12	KELEMEN Pavel	CZE	160,0	160,0	80,0				400,0
13	YAKUSHEVSKIY Pavel	RUS	205,0	190,0					395,0
14	VIGIER Sebastien	FRA	375,0						375,0
15	SZALONTAY Sandor	HUN	100,0	110,0	145,0				355,0
16	NITTA Yudai	JPN			350,0				350,0
17	LANDERNEAU Melvin	FRA	190,0	145,0					335,0
18	BAUGE Gregory	FRA			300,0				300,0
19	CARLIN Jack	GBR	300,0						300,0
20	KAWABATA Tomoyuki	JPC			275,0				275,0
21	SAHROM Muhammad Shah Firdaus	SDF	130,0	130,0					260,0
22	PAUL Nicholas	TTO			250,0				250,0
23	LEVY Maximilian	ERD		120,0	130,0				250,0
24	RICHARDSON Matthew	AUS		205,0					205,0
25	CECHMAN Martin	CZE	120,0	80,0	1,0				201,0
26	AWANG Mohd Azizulhasni	MAS			175,0				175,0
27	QUINTERO CHAVARRO Kevin Santiago	COL	110,0	60,0					170,0
28	HSIEH Nien Hsing	TPE		50,0	110,0				160,0
29	MORENO SANCHEZ Jose	ESP	90,0	1,0	60,0				151,0
30	OBARA Yuta	JPN	145,0	1,0					146,0
31	LAW Tsz Chun	HKG	70,0	1,0	70,0				141,0
32	DORNBACH Maximilian	ERD	50,0	1,0	50,0				101,0
33	BARRETTE Hugo	CAN			100,0				100,0
34	CALEYRON Quentin	FRA		100,0					100,0
35	MELLEN James	USA			90,0				90,0
36	OWENS Ryan	GBR		90,0					90,0
37	ZHOU Yu	CHN	80,0	1,0	1,0				82,0
38	CLARKE Thomas	AUS		70,0					70,0
39	CHUGAY Andrey	KAZ	60,0		1,0				61,0

29 November-1 December 2019

Communiqué no. 36

**Men's Sprint / Vitesse hommes**
**World Cup Standings / Classement coupe du monde**

As of SUN 1 DEC 2019

Rank	Name	Team Code	Event No 1	Event No 2	Event No 3	Event No 4	Event No 5	Event No 6	Total Points
40	ROSTOV Pavel	MCT	1,0		1,0				2,0
41	RAMIREZ MORALES Santiago	COL	1,0	1,0					2,0
42	GUO Shuai	CHN	1,0	1,0					2,0
43	VORZHEV Pavel	KAZ		1,0	1,0				2,0
44	MOHD ZONIS Muhammad Fadhil	MAS	1,0	1,0					2,0
45	SPIES Jean	RSA		1,0	1,0				2,0
46	D'ALMEIDA Michael	FRA			1,0				1,0
47	WAMMES Nick	PTM			1,0				1,0
48	SAUNDERS Callum	NZL			1,0				1,0
49	ZAITSAU Artsiom	MCC	1,0						1,0
50	NALYOTOV Maxim	KAZ	1,0						1,0
51	CANELON VERA Hersony	VEN			1,0				1,0
52	BRAMBLE Keron	TTO			1,0				1,0
53	DUBCHENKO Aleksander	MCT		1,0					1,0
54	SZABO Norbert	ROU			1,0				1,0
55	ZHANG Cheng	CYT			1,0				1,0
56	NESTEROV Dmitry	RUS			1,0				1,0
57	TKACHEV Aleksei	RUS			1,0				1,0
58	KANG Shih Feng	TPE			1,0				1,0
59	BIANCHI Matteo	ITA			1,0				1,0

29 November-1 December 2019

Communiqué no. 34

**Men's Sprint / Vitesse hommes**
**Final Classification / Classement final**

Rank	Race Number	Name	Team Code	1st Race	2nd Race	Decider
				200m Time:	9.926	10.156
				Average Speed km/h:	72,537	70,894
<b>Final For Gold</b>						
GOLD	1	221 LAVREYSEN Harrie	NED	Winner	Winner	
SILVER	2	220 HOOGLAND Jeffrey	NED	+0.013	+0.117	
				200m Time:	10.144	9.948
				Average Speed km/h:	70,978	72,376
<b>Final For Bronze</b>						
BRONZE	3	186 FUKAYA Tomohiro	JPN	Winner	Winner	
	4	243 RUDYK Mateusz	POL	+0.003	+0.095	
<b>Did not qualify for semifinals</b>						
	5	187 NITTA Yudai	JPN			
	6	272 TJON EN FA Jair	SUR			
	7	133 BAUGE Gregory	FRA			
	8	184 KAWABATA Tomoyuki	JPC			
<b>Did not qualify for 1/4 finals</b>						
	9	282 PAUL Nicholas	TTO			
	10	137 KENNY Jason	GBR			
	11	74 BUCHLI Matthijs	BCC			
	12	139 BOTTICHER Stefan	GER			
	13	212 AWANG Mohd Azizulhasni	MAS			
	14	208 LENDEL Vasilijus	LTU			REL
	15	163 SZALONTAY Sandor	HUN			
	16	125 LEVY Maximilian	ERD			
<b>Did not qualify for 1/8 Finals</b>						
	17	129 PERALTA GASCON Juan	ESP			
	18	277 HSIEH Nien Hsing	TPE			
	19	85 BARRETTE Hugo	CAN			
	20	290 MELLEN James	USA			
	21	118 KELEMEN Pavel	CZE			
	22	155 LAW Tsz Chun	HKG			
	23	128 MORENO SANCHEZ Jose	ESP			
	24	124 DORNBACH Maximilian	ERD			
	25	117 CECHMAN Martin	CZE			
	26	134 D'ALMEIDA Michael	FRA			
	27	249 WAMMES Nick	PTM			
	28	231 SAUNDERS Callum	NZL			



29 November-1 December 2019

Communiqué no. 34

**Men's Sprint / Vitesse hommes**
**Final Classification / Classement final**

Rank	Race Number	Name	Team Code	1st Race	2nd Race	Decider
------	-------------	------	-----------	----------	----------	---------

**Did not qualify for 1/16 Finals**

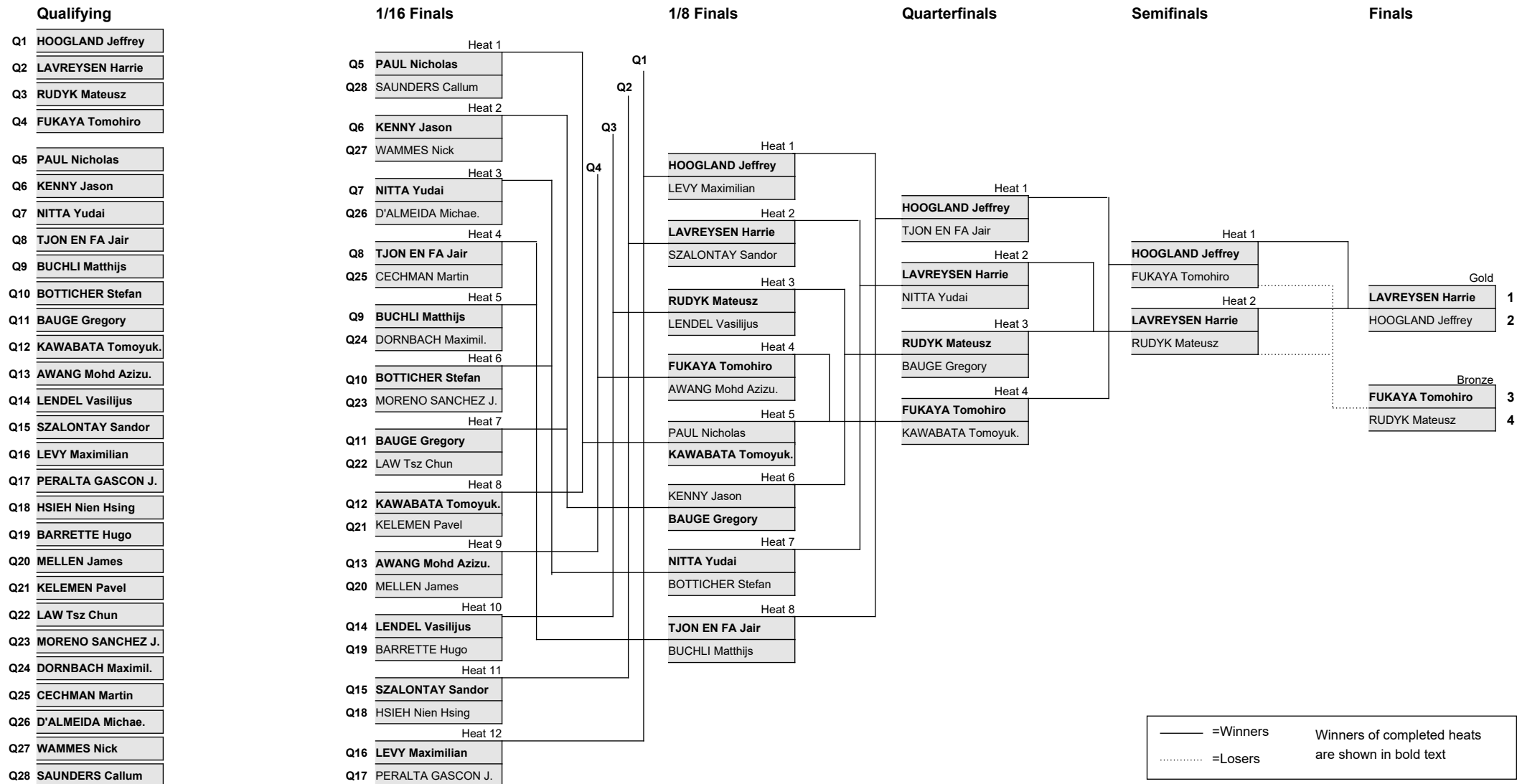
29	99	ZHOU Yu	CHN			
30	192	CHUGAY Andrey	KAZ			
31	292	CANELON VERA Hersony	VEN			
32	280	BRAMBLE Keron	TTO			
33	251	SZABO Norbert	ROU			
34	194	VORZHEV Pavel	KAZ			
35	252	SPIES Jean	RSA			
36	216	ROSTOV Pavel	MCT			
37	113	ZHANG Cheng	CYT			
38	258	NESTEROV Dmitry	RUS			
39	262	TKACHEV Aleksei	RUS			
40	278	KANG Shih Feng	TPE			
41	174	BIANCHI Matteo	ITA			

Communiqué approved by the Secretary of the Commissaires Panel:

**LEGEND**
**REL** Relegated

## Men's Sprint / Vitesse hommes

### Results Bracket / Tableau de progression



=Winners      Winners of completed heats are shown in bold text  
 =Losers

Communiqué approved by the Secretary of the Commissaires Panel:

29 November-1 December 2019

Communiqué no. 33

**Men's Sprint / Vitesse hommes**  
**Finals / Finales**  
**Start List / Liste de départ**  
 Sun 1 Dec 2019 - Race distance: 3 laps

Race Number	Name	Team Code	1st Race	2nd Race	Decider
<i>For Bronze</i>					
		200m Time:			
		Average Speed km/h:			
186	FUKAYA Tomohiro	JPN			
243	RUDYK Mateusz	POL			
<i>For Gold</i>					
		200m Time:			
		Average Speed km/h:			
220	HOOGLAND Jeffrey	NED			
221	LAVREYSEN Harrie	NED			

Communiqué approved by the Secretary of the Commissaires Panel:

29 November-1 December 2019

Communiqué no. 32

**Men's Sprint / Vitesse hommes**  
**Semifinals / Demi-finales**  
**Results / Résultats**

Sun 1 Dec 2019 - Race distance: 3 laps

Rank	Race Number	Name	Team Code	1st Race	2nd Race	Decider
				200m Time:	9.898	10.258
				Average Speed km/h:	72,742	70,189
<b>Heat 1</b>						
1	220	HOOGLAND Jeffrey	NED	<b>Winner</b>	<b>Winner</b>	
2	186	FUKAYA Tomohiro	JPN	+0.105	+0.261	
				200m Time:	10.114	10.234
				Average Speed km/h:	71,188	70,354
<b>Heat 2</b>						
1	221	LAVREYSEN Harrie	NED	<b>Winner</b>	<b>Winner</b>	
2	243	RUDYK Mateusz	POL	+0.090	+0.086	

**Progression rule:**

The winners race for the gold and silver medals. The losers race for the bronze medal.

Communiqué approved by the Secretary of the Commissaires Panel:

29 November-1 December 2019

Communiqué no. 31

**Men's Sprint / Vitesse hommes**  
**Semifinals / Demi-finales**  
**Start List / Liste de départ**

Sun 1 Dec 2019 - Race distance: 3 laps

Race Number	Name	Team Code	1st Race	2nd Race	Decider
<b>Heat 1</b>					
		200m Time:			
		Average Speed km/h:			
220	HOOGLAND Jeffrey	NED			
186	FUKAYA Tomohiro	JPN			
<b>Heat 2</b>					
		200m Time:			
		Average Speed km/h:			
221	LAVREYSEN Harrie	NED			
243	RUDYK Mateusz	POL			

**Progression rule:**

The winners race for the gold and silver medals. The losers race for the bronze medal.

Communiqué approved by the Secretary of the Commissaires Panel:

29 November-1 December 2019

Communiqué no. 30

**Men's Sprint / Vitesse hommes  
Quarterfinals / Quart de finales  
Results / Résultats**

Sun 1 Dec 2019 - Race distance: 3 laps

Rank	Race Number	Name	Team Code	1st Race	2nd Race	Decider
			200m Time:	10.149	10.151	
			Average Speed km/h:	70,943	70,929	
<b>Heat 1</b>						
1	220	HOOGLAND Jeffrey	NED	Winner	Winner	
2	272	TJON EN FA Jair	SUR	+0.086	+2.611	
			200m Time:	10.107	10.298	
			Average Speed km/h:	71,238	69,916	
<b>Heat 2</b>						
1	221	LAVREYSEN Harrie	NED	Winner	Winner	
2	187	NITTA Yudai	JPN	+0.037	+0.200	
			200m Time:	10.115	10.556	
			Average Speed km/h:	71,181	68,208	
<b>Heat 3</b>						
1	243	RUDYK Mateusz	POL	Winner	Winner	
2	133	BAUGE Gregory	FRA	+0.011	+0.532	
			200m Time:	10.121	10.231	
			Average Speed km/h:	71,139	70,374	
<b>Heat 4</b>						
1	186	FUKAYA Tomohiro	JPN	Winner	Winner	
2	184	KAWABATA Tomoyuki	JPC	+0.928	+0.031	

**Progression rule:**

The winner of each heat qualifies to the Semifinals.

Communiqué approved by the Secretary of the Commissaires Panel:



29 November-1 December 2019

Communiqué no. 29

**Men's Sprint / Vitesse hommes**  
**Quarterfinals / Quart de finales**  
**Start List / Liste de départ**

Sun 1 Dec 2019 - Race distance: 3 laps

Race Number	Name	Team Code	1st Race	2nd Race	Decider
<b>Heat 1</b>					
		200m Time:			
		Average Speed km/h:			
220	HOOGLAND Jeffrey	NED			
272	TJON EN FA Jair	SUR			
<b>Heat 2</b>					
		200m Time:			
		Average Speed km/h:			
221	LAVREYSEN Harrie	NED			
187	NITTA Yudai	JPN			
<b>Heat 3</b>					
		200m Time:			
		Average Speed km/h:			
243	RUDYK Mateusz	POL			
133	BAUGE Gregory	FRA			
<b>Heat 4</b>					
		200m Time:			
		Average Speed km/h:			
186	FUKAYA Tomohiro	JPN			
184	KAWABATA Tomoyuki	JPC			

**Progression rule:**

The winner of each heat qualifies to the Semifinals.

Communiqué approved by the Secretary of the Commissaires Panel:

29 November-1 December 2019

Communiqué no. 28

**Men's Sprint / Vitesse hommes**  
**1/8 Finals / 1/8 de finale**  
**Results / Résultats**

Sun 1 Dec 2019 - Race distance: 3 laps

Rank	Race Number	Name	Team Code	
				200m Time: 9.961
				Average Speed km/h: 72,282
<b>Heat 1</b>				
1	220	<b>HOOGLAND Jeffrey</b>	<b>NED</b>	<b>Winner</b>
2	125	LEVY Maximilian	ERD	+0.150
				200m Time: 10.243
				Average Speed km/h: 70,292
<b>Heat 2</b>				
1	221	<b>LAVREYSEN Harrie</b>	<b>NED</b>	<b>Winner</b>
2	163	SZALONTAY Sandor	HUN	+0.118
				200m Time: 11.220
				Average Speed km/h: 64,171
<b>Heat 3</b>				
1	243	<b>RUDYK Mateusz</b>	<b>POL</b>	<b>Winner</b>
2	208	LENDEL Vasilijus	LTU	REL
				200m Time: 9.939
				Average Speed km/h: 72,442
<b>Heat 4</b>				
1	186	<b>FUKAYA Tomohiro</b>	<b>JPN</b>	<b>Winner</b>
2	212	AWANG Mohd Azizulhasni	MAS	+0.916
				200m Time: 10.124
				Average Speed km/h: 71,118
<b>Heat 5</b>				
1	184	<b>KAWABATA Tomoyuki</b>	<b>JPC</b>	<b>Winner</b>
2	282	PAUL Nicholas	TTO	+0.133
				200m Time: 10.042
				Average Speed km/h: 71,699
<b>Heat 6</b>				
1	133	<b>BAUGE Gregory</b>	<b>FRA</b>	<b>Winner</b>
2	137	KENNY Jason	GBR	+0.177
				200m Time: 10.208
				Average Speed km/h: 70,533
<b>Heat 7</b>				
1	187	<b>NITTA Yudai</b>	<b>JPN</b>	<b>Winner</b>
2	139	BOTTICHER Stefan	GER	+0.026
				200m Time: 10.236
				Average Speed km/h: 70,340
<b>Heat 8</b>				
1	272	<b>TJON EN FA Jair</b>	<b>SUR</b>	<b>Winner</b>
2	74	BUCHLI Matthijs	BCC	+0.029

**Progression rule:**

The winner of each heat qualifies to the Quarterfinals.

Communiqué approved by the Secretary of the Commissaires Panel:

**No 208 LENDEL Vasilijus (LTU)**

Relegation for entering the sprinter's lane when the opponent was already there

Déclassement pour être entré dans le couloir des sprinters alors que son adversaire s'y trouvait déjà

[www.tissotwatches.com](http://www.tissotwatches.com)
[www.uci.org](http://www.uci.org)

Timing and Results provided by

Report Created SUN 1 DEC 2019 13:40

Page 1/2

TITLE SPONSOR

LOCAL ORGANISER

MAIN SPONSOR

SUPPORTED BY


 大型體育活動事務委員會  
Major Sports Events Committee


29 November-1 December 2019

Communiqué no. 28

**Men's Sprint / Vitesse hommes**  
**1/8 Finals / 1/8 de finale**  
**Results / Résultats**

Sun 1 Dec 2019 - Race distance: 3 laps

Rank	Race Number	Name	Team Code
------	----------------	------	--------------

**Note:**  
The average speed is taken over the last 200m.

**LEGEND**  
**REL** Relegated

29 November-1 December 2019

Communiqué no. 27

**Men's Sprint / Vitesse hommes**  
**1/8 Finals / 1/8 de finale**  
**Start List / Liste de départ**  
 Sun 1 Dec 2019 - Race distance: 3 laps

Race Number	Name	Team Code
<b>Heat 1</b>		
		200m Time:
		Average Speed km/h:
220	HOOGLAND Jeffrey	NED
125	LEVY Maximilian	ERD
<b>Heat 2</b>		
		200m Time:
		Average Speed km/h:
221	LAVREYSEN Harrie	NED
163	SZALONTAY Sandor	HUN
<b>Heat 3</b>		
		200m Time:
		Average Speed km/h:
243	RUDYK Mateusz	POL
208	LENDEL Vasilijus	LTU
<b>Heat 4</b>		
		200m Time:
		Average Speed km/h:
186	FUKAYA Tomohiro	JPN
212	AWANG Mohd Azizulhasni	MAS
<b>Heat 5</b>		
		200m Time:
		Average Speed km/h:
282	PAUL Nicholas	TTO
184	KAWABATA Tomoyuki	JPC
<b>Heat 6</b>		
		200m Time:
		Average Speed km/h:
137	KENNY Jason	GBR
133	BAUGE Gregory	FRA
<b>Heat 7</b>		
		200m Time:
		Average Speed km/h:
187	NITTA Yudai	JPN
139	BOTTICHER Stefan	GER
<b>Heat 8</b>		
		200m Time:
		Average Speed km/h:
272	TJON EN FA Jair	SUR
74	BUCHLI Matthijs	BCC

**Progression rule:**

The winner of each heat qualifies to the Quarterfinals.

Communiqué approved by the Secretary of the Commissaires Panel:

29 November-1 December 2019

Communiqué no. 26

**Men's Sprint / Vitesse hommes**  
**1/16 Finals / 1/16 de finale**  
**Results / Résultats**

Sun 1 Dec 2019 - Race distance: 3 laps

Rank	Race Number	Name	Team Code	
				200m Time: 10.671
<b>Heat 1</b>				Average Speed km/h: 67,473
1	282	<b>PAUL Nicholas</b>	<b>TTO</b>	<b>Winner</b>
2	231	SAUNDERS Callum	NZL	+0.085
				200m Time: 10.494
<b>Heat 2</b>				Average Speed km/h: 68,611
1	137	<b>KENNY Jason</b>	<b>GBR</b>	<b>Winner</b>
2	249	WAMMES Nick	PTM	+0.012
				200m Time: 10.378
<b>Heat 3</b>				Average Speed km/h: 69,378
1	187	<b>NITTA Yudai</b>	<b>JPN</b>	<b>Winner</b>
2	134	D'ALMEIDA Michael	FRA	+0.136
				200m Time: 10.486
<b>Heat 4</b>				Average Speed km/h: 68,663
1	272	<b>TJON EN FA Jair</b>	<b>SUR</b>	<b>Winner</b>
2	117	CECHMAN Martin	CZE	+0.112
				200m Time: 10.349
<b>Heat 5</b>				Average Speed km/h: 69,572
1	74	<b>BUCHLI Matthijs</b>	<b>BCC</b>	<b>Winner</b>
2	124	DORNBACH Maximilian	ERD	+0.088
				200m Time: 10.342
<b>Heat 6</b>				Average Speed km/h: 69,619
1	139	<b>BOTTICHER Stefan</b>	<b>GER</b>	<b>Winner</b>
2	128	MORENO SANCHEZ Jose	ESP	+0.467
				200m Time: 10.354
<b>Heat 7</b>				Average Speed km/h: 69,538
1	133	<b>BAUGE Gregory</b>	<b>FRA</b>	<b>Winner</b>
2	155	LAW Tsz Chun	HKG	+0.104
				200m Time: 10.255
<b>Heat 8</b>				Average Speed km/h: 70,210
1	184	<b>KAWABATA Tomoyuki</b>	<b>JPC</b>	<b>Winner</b>
2	118	KELEMEN Pavel	CZE	+0.090
				200m Time: 10.225
<b>Heat 9</b>				Average Speed km/h: 70,416
1	212	<b>AWANG Mohd Azizulhasni</b>	<b>MAS</b>	<b>Winner</b>
2	290	MELLEN James	USA	+0.096
				200m Time: 10.452
<b>Heat 10</b>				Average Speed km/h: 68,886
1	208	<b>LENDEL Vasilijus</b>	<b>LTU</b>	<b>Winner</b>
2	85	BARRETTE Hugo	CAN	+1.588

29 November-1 December 2019

Communiqué no. 26

**Men's Sprint / Vitesse hommes**  
**1/16 Finals / 1/16 de finale**  
**Results / Résultats**

Sun 1 Dec 2019 - Race distance: 3 laps

Rank	Race Number	Name	Team Code	
			200m Time:	10.323
			Average Speed km/h:	69,747
<b>Heat 11</b>				
1	163	SZALONTAY Sandor	HUN	<b>Winner</b>
2	277	HSIEH Nien Hsing	TPE	+0.140
			200m Time:	10.260
			Average Speed km/h:	70,175
<b>Heat 12</b>				
1	125	LEVY Maximilian	ERD	<b>Winner</b>
2	129	PERALTA GASCON Juan	ESP	+0.072

**Progression rule:**

The winner of each heat qualifies to the 1/8 Finals.

Communiqué approved by the Secretary of the Commissaires Panel:

.....

**Note:**

The average speed is taken over the last 200m.



29 November-1 December 2019

Communiqué no. 25

**Men's Sprint / Vitesse hommes**  
**1/16 Finals / 1/16 de finale**  
**Start List / Liste de départ**  
 Sun 1 Dec 2019 - Race distance: 3 laps

Race Number	Name	Team Code
<b>Heat 1</b>		
		200m Time:
		Average Speed km/h:
282	PAUL Nicholas	TTO
231	SAUNDERS Callum	NZL
<b>Heat 2</b>		
		200m Time:
		Average Speed km/h:
137	KENNY Jason	GBR
249	WAMMES Nick	PTM
<b>Heat 3</b>		
		200m Time:
		Average Speed km/h:
187	NITTA Yudai	JPN
134	D'ALMEIDA Michael	FRA
<b>Heat 4</b>		
		200m Time:
		Average Speed km/h:
272	TJON EN FA Jair	SUR
117	CECHMAN Martin	CZE
<b>Heat 5</b>		
		200m Time:
		Average Speed km/h:
74	BUCHLI Matthijs	BCC
124	DORNBACH Maximilian	ERD
<b>Heat 6</b>		
		200m Time:
		Average Speed km/h:
139	BOTTICHER Stefan	GER
128	MORENO SANCHEZ Jose	ESP
<b>Heat 7</b>		
		200m Time:
		Average Speed km/h:
133	BAUGE Gregory	FRA
155	LAW Tsz Chun	HKG
<b>Heat 8</b>		
		200m Time:
		Average Speed km/h:
184	KAWABATA Tomoyuki	JPC
118	KELEMEN Pavel	CZE
<b>Heat 9</b>		
		200m Time:
		Average Speed km/h:
212	AWANG Mohd Azizulhasni	MAS
290	MELLEN James	USA
<b>Heat 10</b>		
		200m Time:
		Average Speed km/h:
208	LENDEL Vasilijus	LTU
85	BARRETTE Hugo	CAN

29 November-1 December 2019

Communiqué no. 25

**Men's Sprint / Vitesse hommes**  
**1/16 Finals / 1/16 de finale**  
**Start List / Liste de départ**  
 Sun 1 Dec 2019 - Race distance: 3 laps

Race Number	Name	Team Code
<b>Heat 11</b>		
		200m Time:
		Average Speed km/h:
163	SZALONTAY Sandor	HUN
277	HSIEH Nien Hsing	TPE
<b>Heat 12</b>		
		200m Time:
		Average Speed km/h:
125	LEVY Maximilian	ERD
129	PERALTA GASCON Juan	ESP

**Progression rule:**

The winner of each heat qualifies to the 1/8 Finals.

Communiqué approved by the Secretary of the Commissaires Panel:

29 November-1 December 2019

Communiqué no. 24

**Men's Sprint / Vitesse hommes**  
**Qualifying / Qualifications**  
**Results / Résultats**

Sun 1 Dec 2019 - Race distance: 200m flying start (3,5 laps)

<b>World Record</b>	9.100 NICHOLAS Paul	TTO Cochabamba (BOL)	4 SEP 2019
---------------------	---------------------	----------------------	------------

Rank	Race Number	Name	Team Code	100m	Time 100-200	Average Speed km/h
1	220	HOOGLAND Jeffrey	NED	4.715 (1)	<b>9.513</b> 4.798 (2)	75,686
2	221	LAVREYSEN Harrie	NED	4.775 (2)	<b>9.572</b> 4.797 (1)	75,219
3	243	RUDYK Mateusz	POL	4.788 (3)	<b>9.637</b> 4.849 (3)	74,712
4	186	FUKAYA Tomohiro	JPN	4.804 (5)	<b>9.726</b> 4.922 (6)	74,028
5	282	PAUL Nicholas	TTO	4.789 (4)	<b>9.766</b> 4.977 (15)	73,725
6	137	KENNY Jason	GBR	4.867 (12)	<b>9.770</b> 4.903 (5)	73,695
7	187	NITTA Yudai	JPN	4.875 (13)	<b>9.774</b> 4.899 (4)	73,665
8	272	TJON EN FA Jair	SUR	4.825 (6)	<b>9.776</b> 4.951 (11)	73,650
9	74	BUCHLI Matthijs	BCC	4.832 (7)	<b>9.781</b> 4.949 (9)	73,612
10	139	BOTTICHER Stefan	GER	4.858 (11)	<b>9.795</b> 4.937 (7)	73,507
11	133	BAUGE Gregory	FRA	4.847 (8)	<b>9.796</b> 4.949 (9)	73,499
12	184	KAWABATA Tomoyuki	JPC	4.886 (15)	<b>9.829</b> 4.943 (8)	73,253
13	212	AWANG Mohd Azizulhasni	MAS	4.848 (9)	<b>9.841</b> 4.993 (16)	73,163
14	208	LENDEL Vasilijus	LTU	4.885 (14)	<b>9.845</b> 4.960 (14)	73,134
15	163	SZALONTAY Sandor	HUN	4.853 (10)	<b>9.854</b> 5.001 (17)	73,067
16	125	LEVY Maximilian	ERD	4.915 (16)	<b>9.870</b> 4.955 (12)	72,948
17	129	PERALTA GASCON Juan	ESP	4.934 (18)	<b>9.890</b> 4.956 (13)	72,801
18	277	HSIEH Nien Hsing	TPE	4.939 (20)	<b>9.956</b> 5.017 (18)	72,318
19	85	BARRETTE Hugo	CAN	4.923 (17)	<b>9.965</b> 5.042 (20)	72,253
20	290	MELLEN James	USA	4.936 (19)	<b>9.980</b> 5.044 (21)	72,144
21	118	KELEMEN Pavel	CZE	4.945 (22)	<b>9.994</b> 5.049 (22)	72,043

**29 November-1 December 2019**
**Communiqué no. 24**
**Men's Sprint / Vitesse hommes  
Qualifying / Qualifications  
Results / Résultats**

Sun 1 Dec 2019 - Race distance: 200m flying start (3,5 laps)

Rank	Race Number	Name	Team Code	100m	Time 100-200	Average Speed km/h
22	155	LAW Tsz Chun	HKG	4.940 (21)	9.999 5.059 (24)	72,007
23	128	MORENO SANCHEZ Jose	ESP	4.947 (23)	10.014 5.067 (26)	71,899
24	124	DORNBACH Maximilian	ERD	5.003 (31)	10.026 5.023 (19)	71,813
25	117	CECHMAN Martin	CZE	4.977 (28)	10.038 5.061 (25)	71,727
26	134	D'ALMEIDA Michael	FRA	4.968 (25)	10.041 5.073 (28)	71,706
27	249	WAMMES Nick	PTM	4.973 (26)	10.045 5.072 (27)	71,677
28	231	SAUNDERS Callum	NZL	4.993 (30)	10.050 5.057 (23)	71,642
29	99	ZHOU Yu	CHN	4.973 (26)	10.050 5.077 (29)	71,642
30	192	CHUGAY Andrey	KAZ	4.964 (24)	10.061 5.097 (30)	71,563
31	292	CANELON VERA Hersony	VEN	5.013 (32)	10.111 5.098 (31)	71,210
32	280	BRAMBLE Keron	TTO	4.979 (29)	10.143 5.164 (34)	70,985
33	251	SZABO Norbert	ROU	5.016 (33)	10.149 5.133 (32)	70,943
34	194	VORZHEV Pavel	KAZ	5.025 (34)	10.160 5.135 (33)	70,866
35	252	SPIES Jean	RSA	5.095 (40)	10.274 5.179 (35)	70,080
36	216	ROSTOV Pavel	MCT	5.086 (39)	10.274 5.188 (36)	70,080
37	113	ZHANG Cheng	CYT	5.041 (35)	10.282 5.241 (38)	70,025
38	258	NESTEROV Dmitry	RUS	5.078 (37)	10.287 5.209 (37)	69,991
39	262	TKACHEV Aleksei	RUS	5.050 (36)	10.296 5.246 (39)	69,930
40	278	KANG Shih Feng	TPE	5.079 (38)	10.326 5.247 (40)	69,727
41	174	BIANCHI Matteo	ITA	5.190 (41)	10.504 5.314 (41)	68,545

**Progression rule:**

Top 4 riders qualify for 1/8 Finals. 5th to 28th places qualify for 1/16 Finals.

29 November-1 December 2019

Communiqué no. 24

**Men's Sprint / Vitesse hommes  
Qualifying / Qualifications  
Results / Résultats**

Sun 1 Dec 2019 - Race distance: 200m flying start (3,5 laps)

Rank	Race Number	Name	Team Code	100m	Time 100-200	Average Speed km/h
------	-------------	------	-----------	------	--------------	--------------------

Communiqué approved by the Secretary of the Commissaires Panel:

**29 November-1 December 2019**
**Communiqué no. 23 Rectificatif 1**

**Men's Sprint / Vitesse hommes  
Qualifying / Qualifications  
Start List / Liste de départ**

Sun 1 Dec 2019 - Race distance: 200m flying start (3,5 laps)

<b>World Record</b>	9.100 NICHOLAS Paul	TTO Cochabamba (BOL)	4 SEP 2019
---------------------	---------------------	----------------------	------------

Order	Race Number	Name	Team Code	Time
1	174	BIANCHI Matteo	ITA	_____
2	113	ZHANG Cheng	CYT	_____
3	134	D'ALMEIDA Michael	FRA	_____
4	262	TKACHEV Aleksei	RUS	_____
5	258	NESTEROV Dmitry	RUS	_____
6	280	BRAMBLE Keron	TTO	_____
7	133	BAUGE Gregory	FRA	_____
8	216	ROSTOV Pavel	MCT	_____
9	184	KAWABATA Tomoyuki	JPC	_____
10	231	SAUNDERS Callum	NZL	_____
11	292	CANELON VERA Hersony	VEN	_____
12	251	SZABO Norbert	ROU	_____
13	278	KANG Shih Feng	TPE	_____
14	290	MELLEN James	USA	_____
15	194	VORZHEV Pavel	KAZ	_____
16	117	CECHMAN Martin	CZE	_____
17	99	ZHOU Yu	CHN	_____
18	249	WAMMES Nick	PTM	_____
19	192	CHUGAY Andrey	KAZ	_____
20	85	BARRETTE Hugo	CAN	_____
21	252	SPIES Jean	RSA	_____
22	128	MORENO SANCHEZ Jose	ESP	_____
23	155	LAW Tsz Chun	HKG	_____
24	277	HSIEH Nien Hsing	TPE	_____
25	125	LEVY Maximilian	ERD	_____
26	74	BUCHLI Matthijs	BCC	_____
27	124	DORNBACH Maximilian	ERD	_____
28	139	BOTTICHER Stefan	GER	_____
29	187	NITTA Yudai	JPN	_____
30	137	KENNY Jason	GBR	_____
31	129	PERALTA GASCON Juan	ESP	_____
32	212	AWANG Mohd Azizulhasni	MAS	_____



**29 November-1 December 2019**
**Communiqué no. 23 Rectificatif 1**

**Men's Sprint / Vitesse hommes**  
**Qualifying / Qualifications**  
**Start List / Liste de départ**

Sun 1 Dec 2019 - Race distance: 200m flying start (3,5 laps)

Order	Race Number	Name	Team Code	Time
33	163	SZALONTAY Sandor	HUN	_____
34	208	LENDEL Vasilijus	LTU	_____
35	118	KELEMEN Pavel	CZE	_____
36	186	FUKAYA Tomohiro	JPN	_____
37	272	TJON EN FA Jair	SUR	_____
38	282	PAUL Nicholas	TTO	_____
39	220	HOOGLAND Jeffrey	NED	_____
40	243	RUDYK Mateusz	POL	_____
41	221	LAVREYSEN Harrie	NED	_____

**Progression rule:**

Top 4 riders qualify for 1/8 Finals. 5th to 28th places qualify for 1/16 Finals.

Communiqué approved by the Secretary of the Commissaires Panel:

**Men's Keirin / Keirin hommes**
**World Cup Standings / Classement coupe du monde**

As of SAT 30 NOV 2019

<b>Event No 1</b>	Minsk (BLR)	1-3 NOV 2019
<b>Event No 2</b>	Glasgow (GBR)	8-10 NOV 2019
<b>Event No 3</b>	Hong-Kong (HKG)	29 NOV-1 DEC 2019
<b>Event No 4</b>	Cambridge (NZL)	6-8 DEC 2019
<b>Event No 5</b>	Brisbane (AUS)	13-15 DEC 2019
<b>Event No 6</b>	Milton (CAN)	24-26 JAN 2020

Rank	Name	Team Code	Event No 1	Event No 2	Event No 3	Event No 4	Event No 5	Event No 6	Total Points
1	BUCHLI Matthijs	BCC	350,0	225,0	400,0				975,0
2	LAVREYSEN Harrie	NED	500,0		375,0				875,0
3	DMITRIEV Denis	RUS	450,0	400,0					850,0
4	BOTTICHER Stefan	GER	325,0	325,0	190,0				840,0
5	KENNY Jason	GBR		375,0	450,0				825,0
6	VIGIER Sebastien	FRA	300,0	500,0					800,0
7	LEVY Maximilian	ERD		450,0	300,0				750,0
8	ANGSUTHASAWIT Jai	THA	120,0	300,0	250,0				670,0
9	MATSUI Koyu	JPC	400,0	175,0					575,0
10	PERKINS Shane Alan	RVL	175,0	350,0					525,0
11	LENDEL Vasilijus	LTU	225,0	275,0	1,0				501,0
12	SAUNDERS Callum	NZL			500,0				500,0
13	CANELON VERA Hersony	VEN	205,0	120,0	175,0				500,0
14	MAKSEL Krzysztof	POL	275,0	120,0					395,0
15	QUINTERO CHAVARRO Kevin Santiago	COL	175,0	205,0					380,0
16	CARLIN Jack	GBR	375,0						375,0
17	NITTA Yudai	JPN			350,0				350,0
18	OBARA Yuta	JPN	250,0	80,0					330,0
19	AWANG Mohd Azizulhasni	MAS			325,0				325,0
20	BARRETTE Hugo	CAN			275,0				275,0
21	SZALONTAY Sandor	HUN	80,0	80,0	100,0				260,0
22	CLARKE Thomas	AUS		250,0					250,0
23	KAWABATA Tomoyuki	JPC			225,0				225,0
24	PERALTA GASCON Juan	ESP		120,0	100,0				220,0
25	BABEK Tomas	CZE		1,0	205,0				206,0
26	NOVIK Uladzislau	BLR	120,0	80,0					200,0
27	VORZHEV Pavel	KAZ		190,0	1,0				191,0
28	STOVBETSKYI Dmytro	UKR	80,0		100,0				180,0
29	SPIES Jean	RSA		1,0	175,0				176,0
30	BROWNE Kwesi	TTO			175,0				175,0
30	DUBCHENKO Aleksander	RUS			175,0				175,0
30	HOOGLAND Jeffrey	NED		175,0					175,0
30	HSIEH Nien Hsing	TPE		175,0					175,0
30	KANG Shih Feng	TPE			175,0				175,0
30	KELEMEN Pavel	CZE	175,0						175,0
30	PONOMARYOV Sergey	KAZ	175,0						175,0
30	SAHROM Muhammad Shah Firdaus	SDF		175,0					175,0
30	WAMMES Nick	PTM			175,0				175,0
39	ZAITSAU Artsiom	MCC	80,0	80,0					160,0

29 November-1 December 2019

Communiqué no. 45

**Men's Keirin / Keirin hommes**
**World Cup Standings / Classement coupe du monde**

As of SAT 30 NOV 2019

Rank	Name	Team Code	Event No 1	Event No 2	Event No 3	Event No 4	Event No 5	Event No 6	Total Points
40	PINEDA Brandon	GUA	1,0	120,0					121,0
41	MOHD ZONIS Muhammad Fadhil	MAS	120,0	1,0					121,0
42	MORENO SANCHEZ Jose	ESP	120,0						120,0
43	da SILVA Joao Vitor	BRA			100,0				100,0
43	LAW Tsz Chun	HKG			100,0				100,0
43	RAJKOWSKI Patryk	POL			100,0				100,0
46	JURCZYK Marc	ERD	80,0						80,0
47	ZHOU Yu	CHN	1,0	1,0	1,0				3,0
48	CECI Francesco	ITA	1,0						1,0
49	BIANCHI Matteo	ITA			1,0				1,0
49	BOTTASSO Leandro	ARG			1,0				1,0
49	MELLEN James	USA			1,0				1,0

29 November-1 December 2019

Communiqué no. 44

**Men's Keirin / Keirin hommes**
**Final Classification / Classement final**

Sat 30 Nov 2019 - Race distance: 6 laps

Rank	Race Number	Name	Team Code	Time Behind
------	-------------	------	-----------	-------------

**Final 1-6**

 200m Time: 10.199  
 Average Speed: 70,595km/h

1	231	SAUNDERS Callum	NZL	
2	137	KENNY Jason	GBR	+0.043
3	74	BUCHLI Matthijs	BCC	+0.058
4	221	LAVREYSEN Harrie	NED	+0.098
5	187	NITTA Yudai	JPN	+0.301
6	212	AWANG Mohd Azizulhasni	MAS	+0.332

**Final 7-12**

 200m Time: 10.021  
 Average Speed: 71,849km/h

7	125	LEVY Maximilian	ERD	
8	85	BARRETTE Hugo	CAN	+0.006
9	273	ANGSUTHASAWIT Jai	THA	+0.043
10	184	KAWABATA Tomoyuki	JPC	+0.253
11	116	BABEK Tomas	CZE	+0.294
12	139	BOTTICHER Stefan	GER	+0.382

**Did not qualify from Repechages**

13	249	WAMMES Nick	PTM	
13	252	SPIES Jean	RSA	
13	255	DUBCHENKO Aleksander	RUS	
13	278	KANG Shih Feng	TPE	
13	281	BROWNE Kwesi	TTO	
13	292	CANELON VERA Hersony	VEN	
19	84	da SILVA Joao Vitor	BRA	
19	129	PERALTA GASCON Juan	ESP	
19	155	LAW Tsz Chun	HKG	
19	163	SZALONTAY Sandor	HUN	
19	242	RAJKOWSKI Patryk	POL	
19	284	STOVBETSKYI Dmytro	UKR	
25	70	BOTTASSO Leandro	ARG	
25	99	ZHOU Yu	CHN	
25	174	BIANCHI Matteo	ITA	
25	194	VORZHEV Pavel	KAZ	
25	208	LENDEL Vasilijus	LTU	
25	290	MELLEN James	USA	

Communiqué approved by the Secretary of the Commissaires Panel:

29 November-1 December 2019

Communiqué no. 43

**Men's Keirin / Keirin hommes**  
**Finals / Finales**  
**Start List / Liste de départ**  
 Sat 30 Nov 2019 - Race distance: 6 laps

Race Number	Name	Team Code
<b>Final 7-12</b>		
85	BARRETTE Hugo	CAN
116	BABEK Tomas	CZE
125	LEVY Maximilian	ERD
139	BOTTICHER Stefan	GER
184	KAWABATA Tomoyuki	JPC
273	ANGSUTHASAWIT Jai	THA
<b>Final 1-6</b>		
74	BUCHLI Matthijs	BCC
137	KENNY Jason	GBR
187	NITTA Yudai	JPN
212	AWANG Mohd Azizulhasni	MAS
221	LAVREYSEN Harrie	NED
231	SAUNDERS Callum	NZL

Communiqué approved by the Secretary of the Commissaires Panel:

29 November-1 December 2019

Communiqué no. 42

**Men's Keirin / Keirin hommes**  
**Second Round / Deuxième tour**  
**Results / Résultats**

Sat 30 Nov 2019 - Race distance: 6 laps

Rank	Race Number	Name	Team Code	Time Behind
------	-------------	------	-----------	-------------

**Heat 1**

200m Time: 10.031  
 Average Speed: 71,777km/h

1	221	LAVREYSEN Harrie	NED	
2	74	BUCHLI Matthijs	BCC	+0.026
3	187	NITTA Yudai	JPN	+0.060
4	184	KAWABATA Tomoyuki	JPC	+0.106
5	139	BOTTICHER Stefan	GER	+0.217
6	125	LEVY Maximilian	ERD	+0.442

**Heat 2**

200m Time: 10.339  
 Average Speed: 69,639km/h

1	212	AWANG Mohd Azizulhasni	MAS	
2	137	KENNY Jason	GBR	+0.063
3	231	SAUNDERS Callum	NZL	+0.076
4	273	ANGSUTHASAWIT Jai	THA	+0.081
5	85	BARRETTE Hugo	CAN	+0.186
6	116	BABEK Tomas	CZE	+0.191

**Progression rule:**

The first three riders in each heat qualify to Final 1-6, all other riders advance to Final 7-12.

Communiqué approved by the Secretary of the Commissaires Panel:

.....



29 November-1 December 2019

Communiqué no. 41

**Men's Keirin / Keirin hommes**  
**Second Round / Deuxième tour**  
**Start List / Liste de départ**  
 Sat 30 Nov 2019 - Race distance: 6 laps

Race Number	Name	Team Code
<b>Heat 1</b>		
74	BUCHLI Matthijs	BCC
125	LEVY Maximilian	ERD
139	BOTTICHER Stefan	GER
184	KAWABATA Tomoyuki	JPC
187	NITTA Yudai	JPN
221	LAVREYSEN Harrie	NED
<b>Heat 2</b>		
85	BARRETTE Hugo	CAN
116	BABEK Tomas	CZE
137	KENNY Jason	GBR
212	AWANG Mohd Azizulhasni	MAS
231	SAUNDERS Callum	NZL
273	ANGSUTHASAWIT Jai	THA

**Progression rule:**

The first three riders in each heat qualify to Final 1-6, all other riders advance to Final 7-12.

Communiqué approved by the Secretary of the Commissaires Panel:

29 November-1 December 2019

Communiqué no. 40

**Men's Keirin / Keirin hommes**  
**First Round Repechage / Repêchage premier tour**  
**Results / Résultats**

Sat 30 Nov 2019 - Race distance: 6 laps

Rank	Race Number	Name	Team Code	Time Behind
200m Time: 10.025 Average Speed: 71,820km/h				
<b>Heat 1</b>				
1	137	<b>KENNY Jason</b>	<b>GBR</b>	
2	278	KANG Shih Feng	TPE	+0.066
3	163	SZALONTAY Sandor	HUN	+0.228
4	208	LENDEL Vasilijus	LTU	+0.352
200m Time: 9.806 Average Speed: 73,424km/h				
<b>Heat 2</b>				
1	184	<b>KAWABATA Tomoyuki</b>	<b>JPC</b>	
2	292	CANELON VERA Hersony	VEN	+0.854
3	242	RAJKOWSKI Patryk	POL	+0.909
4	174	BIANCHI Matteo	ITA	+1.803
200m Time: 10.164 Average Speed: 70,838km/h				
<b>Heat 3</b>				
1	74	<b>BUCHLI Matthijs</b>	<b>BCC</b>	
2	249	WAMMES Nick	PTM	+0.069
3	284	STOVBETSKYI Dmytro	UKR	+0.305
4	194	VORZHEV Pavel	KAZ	+0.334
200m Time: 10.199 Average Speed: 70,595km/h				
<b>Heat 4</b>				
1	116	<b>BABEK Tomas</b>	<b>CZE</b>	
2	281	BROWNE Kwesi	TTO	+0.099
3	155	LAW Tsz Chun	HKG	+0.170
4	290	MELLEN James	USA	+0.415
200m Time: 10.321 Average Speed: 69,761km/h				
<b>Heat 5</b>				
1	231	<b>SAUNDERS Callum</b>	<b>NZL</b>	
2	255	DUBCHENKO Aleksander	RUS	+0.116
3	129	PERALTA GASCON Juan	ESP	+0.190
4	99	ZHOU Yu	CHN	+0.278
200m Time: 10.219 Average Speed: 70,457km/h				
<b>Heat 6</b>				
1	139	<b>BOTTICHER Stefan</b>	<b>GER</b>	
2	252	SPIES Jean	RSA	+0.074
3	84	da SILVA Joao Vitor	BRA	+0.108
4	70	BOTTASSO Leandro	ARG	+0.203

29 November-1 December 2019

Communiqué no. 40

**Men's Keirin / Keirin hommes**  
**First Round Repechage / Repêchage premier tour**  
**Results / Résultats**

Sat 30 Nov 2019 - Race distance: 6 laps

Rank	Race Number	Name	Team Code	Time Behind
------	-------------	------	-----------	-------------

**Progression rule:**

The first rider riders in each heat qualify to 2nd Round.

Communiqué approved by the Secretary of the Commissaires Panel:

.....

29 November-1 December 2019

Communiqué no. 39

**Men's Keirin / Keirin hommes**  
**First Round Repechage / Repêchage premier tour**  
**Start List / Liste de départ**

Sat 30 Nov 2019 - Race distance: 6 laps

Race Number	Name	Team Code
<b>Heat 1</b>		
137	KENNY Jason	GBR
163	SZALONTAY Sandor	HUN
208	LENDEL Vasilijus	LTU
278	KANG Shih Feng	TPE
<b>Heat 2</b>		
174	BIANCHI Matteo	ITA
184	KAWABATA Tomoyuki	JPC
242	RAJKOWSKI Patryk	POL
292	CANELON VERA Hersony	VEN
<b>Heat 3</b>		
74	BUCHLI Matthijs	BCC
194	VORZHEV Pavel	KAZ
249	WAMMES Nick	PTM
284	STOVBETSKYI Dmytro	UKR
<b>Heat 4</b>		
116	BABEK Tomas	CZE
155	LAW Tsz Chun	HKG
281	BROWNE Kwesi	TTO
290	MELLEN James	USA
<b>Heat 5</b>		
99	ZHOU Yu	CHN
129	PERALTA GASCON Juan	ESP
231	SAUNDERS Callum	NZL
255	DUBCHENKO Aleksander	RUS
<b>Heat 6</b>		
70	BOTTASSO Leandro	ARG
84	da SILVA Joao Vitor	BRA
139	BOTTICHER Stefan	GER
252	SPIES Jean	RSA

**Progression rule:**

The first rider riders in each heat qualify to 2nd Round.

29 November-1 December 2019

Communiqué no. 39

**Men's Keirin / Keirin hommes**  
**First Round Repechage / Repêchage premier tour**  
**Start List / Liste de départ**  
 Sat 30 Nov 2019 - Race distance: 6 laps

Race Number	Name	Team Code
-------------	------	-----------

Communiqué approved by the Secretary of the Commissaires Panel:

.....

29 November-1 December 2019

Communiqué no. 38

**Men's Keirin / Keirin hommes**  
**First Round / Premier tour**  
**Results / Résultats**

Sat 30 Nov 2019 - Race distance: 6 laps

Rank	Race Number	Name	Team Code	Time Behind
200m Time: 10.240 Average Speed: 70,313km/h				
<b>Heat 1</b>				
1	187	<b>NITTA Yudai</b>	<b>JPN</b>	
2	137	KENNY Jason	GBR	+0.072
3	70	BOTTASSO Leandro	ARG	+0.102
4	129	PERALTA GASCON Juan	ESP	+1.261
5	290	MELLEN James	USA	+1.506
200m Time: 9.948 Average Speed: 72,376km/h				
<b>Heat 2</b>				
1	212	<b>AWANG Mohd Azizulhasni</b>	<b>MAS</b>	
2	184	KAWABATA Tomoyuki	JPC	+0.023
3	231	SAUNDERS Callum	NZL	+0.467
4	116	BABEK Tomas	CZE	+0.535
5	284	STOVBETSKYI Dmytro	UKR	+0.595
200m Time: 10.117 Average Speed: 71,167km/h				
<b>Heat 3</b>				
1	85	<b>BARRETTE Hugo</b>	<b>CAN</b>	
2	74	BUCHLI Matthijs	BCC	+0.002
3	155	LAW Tsz Chun	HKG	+0.084
4	194	VORZHEV Pavel	KAZ	+0.183
200m Time: 9.767 Average Speed: 73,718km/h				
<b>Heat 4</b>				
1	221	<b>LAVREYSEN Harrie</b>	<b>NED</b>	
2	281	BROWNE Kwesi	TTO	+0.717
3	249	WAMMES Nick	PTM	+0.811
4	292	CANELON VERA Hersony	VEN	+1.022
5	163	SZALONTAY Sandor	HUN	+1.169
200m Time: 10.665 Average Speed: 67,511km/h				
<b>Heat 5</b>				
1	125	<b>LEVY Maximilian</b>	<b>ERD</b>	
2	99	ZHOU Yu	CHN	+0.178
3	242	RAJKOWSKI Patryk	POL	+0.238
4	278	KANG Shih Feng	TPE	+0.297
5	252	SPIES Jean	RSA	+0.379



29 November-1 December 2019

Communiqué no. 38

**Men's Keirin / Keirin hommes**  
**First Round / Premier tour**  
**Results / Résultats**

Sat 30 Nov 2019 - Race distance: 6 laps

Rank	Race Number	Name	Team Code	Time Behind
------	-------------	------	-----------	-------------

**Heat 6**

200m Time: 10.034  
 Average Speed: 71,756km/h

1	273	ANGSUTHASAWIT Jai	THA	
2	139	BOTTICHER Stefan	GER	+0.254
3	208	LENDEL Vasilijus	LTU	+0.406
4	84	da SILVA Joao Vitor	BRA	+0.461
5	255	DUBCHENKO Aleksander	RUS	+0.574
6	174	BIANCHI Matteo	ITA	+1.655

**Progression rule:**

The first rider in each heat qualify to the Second round, all other riders advance to the repechages.

Communiqué approved by the Secretary of the Commissaires Panel:

.....

29 November-1 December 2019

Communiqué no. 37 Rectificatif 1

**Men's Keirin / Keirin hommes**  
**First Round / Premier tour**  
**Start List / Liste de départ**  
 Sat 30 Nov 2019 - Race distance: 6 laps

Race Number	Name	Team Code
<b>Heat 1</b>		
70	BOTTASSO Leandro	ARG
129	PERALTA GASCON Juan	ESP
137	KENNY Jason	GBR
187	NITTA Yudai	JPN
290	MELLEN James	USA
<b>Heat 2</b>		
116	BABEK Tomas	CZE
184	KAWABATA Tomoyuki	JPC
212	AWANG Mohd Azizulhasni	MAS
231	SAUNDERS Callum	NZL
284	STOVBETSKYI Dmytro	UKR
<b>Heat 3</b>		
74	BUCHLI Matthijs	BCC
85	BARRETTE Hugo	CAN
155	LAW Tsz Chun	HKG
194	VORZHEV Pavel	KAZ
<b>Heat 4</b>		
163	SZALONTAY Sandor	HUN
221	LAVREYSEN Harrie	NED
249	WAMMES Nick	PTM
281	BROWNE Kwesi	TTO
292	CANELON VERA Hersony	VEN
<b>Heat 5</b>		
99	ZHOU Yu	CHN
125	LEVY Maximilian	ERD
242	RAJKOWSKI Patryk	POL
252	SPIES Jean	RSA
278	KANG Shih Feng	TPE
<b>Heat 6</b>		
84	da SILVA Joao Vitor	BRA
139	BOTTICHER Stefan	GER
174	BIANCHI Matteo	ITA
208	LENDEL Vasilijus	LTU
255	DUBCHENKO Aleksander	RUS

29 November-1 December 2019

Communiqué no. 37 Rectificatif 1

**Men's Keirin / Keirin hommes**  
**First Round / Premier tour**  
**Start List / Liste de départ**  
 Sat 30 Nov 2019 - Race distance: 6 laps

Race Number	Name	Team Code
-------------	------	-----------

273	ANGSUTHASAWIT Jai	THA
-----	-------------------	-----

**Progression rule:**

The first rider in each heat qualify to the Second round, all other riders advance to the repechages.

 Communiqué approved by the Secretary of the Commissaires Panel:
   
 .....

29 November-1 December 2019

Communiqué no. 52

**Men's Team Pursuit / Poursuite par équipe hommes**
**World Cup Standings / Classement coupe du monde**

As of FRI 29 NOV 2019

<b>Event No 1</b>	Minsk (BLR)	1-3 NOV 2019
<b>Event No 2</b>	Glasgow (GBR)	8-10 NOV 2019
<b>Event No 3</b>	Hong-Kong (HKG)	29 NOV-1 DEC 2019
<b>Event No 4</b>	Cambridge (NZL)	6-8 DEC 2019
<b>Event No 5</b>	Brisbane (AUS)	13-15 DEC 2019
<b>Event No 6</b>	Milton (CAN)	24-26 JAN 2020

Rank	Name	Team Code	Event No 1	Event No 2	Event No 3	Event No 4	Event No 5	Event No 6	Total Points
1	DENMARK	DEN	1000,0	1000,0	550,0				2550,0
2	ITALY	ITA	800,0	900,0	750,0				2450,0
3	GERMANY	GER	750,0	550,0	1000,0				2300,0
4	SWITZERLAND	SUI	650,0	650,0	800,0				2100,0
5	RUSSIAN FEDERATION	RUS	700,0	500,0	700,0				1900,0
6	FRANCE	FRA	900,0	800,0					1700,0
7	GREAT BRITAIN	GBR	550,0	750,0					1300,0
8	HUUB WATTBIKE TEST TEAM	HUB	600,0	700,0					1300,0
9	POLAND	POL	380,0	380,0	410,0				1170,0
10	BELGIUM	BEL	500,0	410,0					910,0
11	NEW ZEALAND	NZL			900,0				900,0
12	UNITED STATES OF AMERICA	USA	450,0	450,0					900,0
13	BELARUS	BLR	410,0		450,0				860,0
14	UKRAINE	UKR	320,0	350,0					670,0
15	CANADA	CAN			650,0				650,0
16	TEAM BRIDGESTONE CYCLING	BGT			600,0				600,0
17	AUSTRALIA	AUS		600,0					600,0
18	KOREA	KOR			500,0				500,0
19	LOKOSPHINX	LOK	350,0						350,0
20	TRACK - TEAM - BRANDENBURG	TTB	290,0						290,0

29 November-1 December 2019

Communiqué no. 51

**Men's Team Pursuit / Poursuite par équipe hommes**
**Final Classification / Classement final**

<b>World Record</b>	3:48.012 AUSTRALIA	Pruszkow (POL)	28 FEB 2019
---------------------	--------------------	----------------	-------------

Rank	Team / Name	1000m	2000m 1000-2000	3000m 2000-3000	Time 3000-4000	Average Speed km/h
------	-------------	-------	--------------------	--------------------	-------------------	--------------------------

**Final for Gold**

<b>GOLD</b>	<b>1 GER - Germany</b>	1:03.075 (2)	1:59.246 (2)	2:55.825 (2)	<b>3:51.984</b>	62,073
	142 GROSS Felix (X)		56.171 (1)	56.579 (2)	56.159 (1)	
	143 REINHARDT Theo					
	144 ROHDE Leon					
	146 WEINSTEIN Domenic					

<b>SILVER</b>	<b>2 NZL - New Zealand</b>	1:02.704 (1)	1:59.136 (1)	2:55.255 (1)	<b>3:52.655</b>	61,894
	50 SEXTON Tom		56.432 (2)	56.119 (1)	57.400 (2)	
	228 KENNETT Dylan					
	229 KERGOZOU Nicholas (X)					
	232 STRONG Corbin					
	51 STEWART Campbell (R)					

**Final for Bronze**

<b>BRONZE</b>	<b>3 SUI - Switzerland</b>	1:03.818 (2)	1:59.955 (1)	2:57.292 (1)	<b>3:55.851</b>	61,055
	60 SCHIR Thery		56.137 (1)	57.337 (1)	58.559 (2)	
	268 THIEBAUD Valere					
	269 THIERY Cyrille					
	270 VOGEL Alex (X)					
	<b>4 ITA - Italy</b>	1:03.704 (1)	2:00.458 (2)	2:58.732 (2)	<b>3:56.698</b>	60,837
	37 LAMON Francesco		56.754 (2)	58.274 (2)	57.966 (1)	
	175 GIORDANI Carloalberto (X)					
	177 PLEBANI Davide					
	178 SCARTEZZINI Michele					
	36 BERTAZZO Liam (R)					

**Placed after First Round**
**5 RUS - Russian Federation**

254 BERSENEV Nikita
256 GONOV Lev
259 SMIRNOV Ivan
260 SVESHNIKOV Kirill

**6 CAN - Canada**

13 GEE Derek
86 BURTONIK Evan
87 ERNST Chris
88 LAMOUREUX Jay

**7 BGT - Team Bridgestone Cycling**

8 IMAMURA Shunsuke
9 KUBOKI Kazushige
80 CHIKATANI Ryo
81 SAWADA Keitaro

29 November-1 December 2019

Communiqué no. 51

**Men's Team Pursuit / Poursuite par équipe hommes**
**Final Classification / Classement final**

Rank	Team / Name	1000m	2000m 1000-2000	3000m 2000-3000	Time 3000-4000	Average Speed km/h
------	-------------	-------	--------------------	--------------------	-------------------	--------------------------

**8 DEN - Denmark**

- 21 MALMBERG Matias Gunnar
- 120 LEVY William Blume
- 121 QUADE Rasmus Christian
- 122 SKIVILD Robin Juel

**Did not qualify for the first round**
**9 KOR - Republic of Korea**

- 196 IM Jaeyeon
- 198 KIM Okcheol
- 199 PARK Sanghoon
- 200 SHIN Dongin

**10 BLR - Belarus**

- 10 KARALIOK Yauheni
- 11 TSISHKOU Raman
- 82 AKHRAMENKA Yauheni
- 83 SHEMETAU Mikhail

**11 POL - Poland**

- 55 SLAWEK Damian
- 241 PSZCZOLARSKI Wojciech
- 244 STANISZEWSKI Daniel
- 245 TEKLINSKI Adrian

Communiqué approved by the Secretary of the Commissaires Panel:

LEGEND	
(X)	Rider pulled out before the finish
R	Replaced



29 November-1 December 2019

**Men's Team Pursuit / Poursuite par équipe hommes**  
**Finals / Finales**  
**Race Analysis / Analyse de la course**

**GOLD**

GER - Germany					NZL - New Zealand				
Distance	Time	Rank	Lap Time	Lap	Distance	Time	Rank	Lap Time	
125m	13.047	1			125m	13.125	2		
250m	20.592	1	20.592	1	250m	20.661	2	20.661	
375m	27.766	2			375m	27.740	1		
500m	34.866	2	14.274	2	500m	34.681	1	14.020	
625m	41.941	2			625m	41.717	1		
750m	49.081	2	14.215	3	750m	48.668	1	13.987	
875m	56.074	2			875m	55.642	1		
1000m	1:03.075	2	13.994	4	1000m	1:02.704	1	14.036	
1125m	1:10.097	2			1125m	1:09.635	1		
1250m	1:17.203	2	14.128	5	1250m	1:16.629	1	13.925	
1375m	1:24.221	2			1375m	1:23.670	1		
1500m	1:31.247	2	14.044	6	1500m	1:30.893	1	14.264	
1625m	1:38.266	2			1625m	1:37.954	1		
1750m	1:45.360	2	14.113	7	1750m	1:45.022	1	14.129	
1875m	1:52.308	2			1875m	1:52.080	1		
2000m	1:59.246	2	13.886	8	2000m	1:59.136	1	14.114	
2125m	2:06.204	1			2125m	2:06.301	2		
2250m	2:13.290	2	14.044	9	2250m	2:13.283	1	14.147	
2375m	2:20.263	2			2375m	2:20.236	1		
2500m	2:27.280	2	13.990	10	2500m	2:27.242	1	13.959	
2625m	2:34.450	2			2625m	2:34.363	1		
2750m	2:41.509	2	14.229	11	2750m	2:41.348	1	14.106	
2875m	2:48.750	2			2875m	2:48.304	1		
3000m	2:55.825	2	14.316	12	3000m	2:55.255	1	13.907	
3125m	3:02.850	2			3125m	3:02.386	1		
3250m	3:09.881	2	14.056	13	3250m	3:09.614	1	14.359	
3375m	3:17.086	2			3375m	3:16.691	1		
3500m	3:24.051	2	14.170	14	3500m	3:23.805	1	14.191	
3625m	3:30.995	1			3625m	3:31.119	2		
3750m	3:37.954	1	13.903	15	3750m	3:38.403	2	14.598	
3875m	3:44.928	1			3875m	3:45.543	2		
4000m	3:51.984	1	14.030	16	4000m	3:52.655	2	14.252	

29 November-1 December 2019

**Men's Team Pursuit / Poursuite par équipe hommes**  
**Finals / Finales**  
**Race Analysis / Analyse de la course**

**BRONZE**

SUI - Switzerland					ITA - Italy				
Distance	Time	Rank	Lap Time	Lap	Distance	Time	Rank	Lap Time	
125m	13.148	1			125m	13.438	2		
250m	20.876	1	20.876	1	250m	21.184	2	21.184	
375m	28.108	1			375m	28.349	2		
500m	35.240	1	14.364	2	500m	35.466	2	14.282	
625m	42.447	1			625m	42.467	2		
750m	49.706	2	14.466	3	750m	49.485	1	14.019	
875m	56.784	2			875m	56.656	1		
1000m	1:03.818	2	14.112	4	1000m	1:03.704	1	14.219	
1125m	1:10.988	2			1125m	1:10.773	1		
1250m	1:17.978	2	14.160	5	1250m	1:17.973	1	14.269	
1375m	1:24.951	1			1375m	1:25.042	2		
1500m	1:31.831	1	13.853	6	1500m	1:32.077	2	14.104	
1625m	1:38.727	1			1625m	1:39.085	2		
1750m	1:45.750	1	13.919	7	1750m	1:46.273	2	14.196	
1875m	1:52.740	1			1875m	1:53.351	2		
2000m	1:59.955	1	14.205	8	2000m	2:00.458	2	14.185	
2125m	2:07.119	1			2125m	2:07.728	2		
2250m	2:14.358	1	14.403	9	2250m	2:15.000	2	14.542	
2375m	2:21.511	1			2375m	2:22.413	2		
2500m	2:28.655	1	14.297	10	2500m	2:29.572	2	14.572	
2625m	2:35.992	1			2625m	2:36.761	2		
2750m	2:43.067	1	14.412	11	2750m	2:44.149	2	14.577	
2875m	2:50.172	1			2875m	2:51.441	2		
3000m	2:57.292	1	14.225	12	3000m	2:58.732	2	14.583	
3125m	3:04.457	1			3125m	3:06.007	2		
3250m	3:11.853	1	14.561	13	3250m	3:13.490	2	14.758	
3375m	3:19.099	1			3375m	3:20.692	2		
3500m	3:26.411	1	14.558	14	3500m	3:27.850	2	14.360	
3625m	3:33.596	1			3625m	3:34.986	2		
3750m	3:40.837	1	14.426	15	3750m	3:42.302	2	14.452	
3875m	3:48.320	1			3875m	3:49.445	2		
4000m	3:55.851	3	15.014	16	4000m	3:56.698	4	14.396	

Communiqué approved by the Secretary of the Commissaires Panel:

29 November-1 December 2019

Communiqué no. 50 Rectificatif 1

**Men's Team Pursuit / Poursuite par équipe hommes**
**Finals / Finales**
**Start List / Liste de départ**

Fri 29 Nov 2019 - Race distance: 4km

<b>World Record</b>	3:48.012 AUSTRALIA	Pruszkow (POL)	28 FEB 2019
---------------------	--------------------	----------------	-------------

Heat	Race Number	Team / Name	Time
<b>FOR BRONZE</b>		<b>SUI - Switzerland</b>	_____
	60	SCHIR Thery	
	268	THIEBAUD Valere	
	269	THIERY Cyrille	
	270	VOGEL Alex	
		<b>ITA - Italy</b>	_____
	175	GIORDANI Carloalberto	
	37	LAMON Francesco	
	177	PLEBANI Davide	
	178	SCARTEZZINI Michele	
<b>FOR GOLD</b>		<b>GER - Germany</b>	_____
	142	GROSS Felix	
	143	REINHARDT Theo	
	144	ROHDE Leon	
	146	WEINSTEIN Domenic	
		<b>NZL - New Zealand</b>	_____
	50	SEXTON Tom	
	228	KENNETT Dylan	
	229	KERGOZOU Nicholas	
	232	STRONG Corbin	

Communiqué approved by the Secretary of the Commissaires Panel:

.....

**Note:**

The composition of the teams may be subject to change up to 30 minutes before the start of the race.

29 November-1 December 2019

Communiqué no. 49

**Men's Team Pursuit / Poursuite par équipe hommes**  
**First Round / Premier tour**  
**Results / Résultats**

Fri 29 Nov 2019 - Race distance: 4km

<b>World Record</b>	3:48.012 AUSTRALIA	Pruszkow (POL)	28 FEB 2019
---------------------	--------------------	----------------	-------------

Heat	Rank	Team / Name	1000m	2000m 1000-2000	3000m 2000-3000	Time 3000-4000	Average Speed km/h	
1	1	<b>CAN - Canada</b>	1:03.402 (1)	2:00.999 (1)	2:58.390 (1)	<b>3:56.127</b>	60,984	
		13 GEE Derek		57.597 (1)	57.391 (1)	57.737 (1)		
		86 BURTNIK Evan (X)						
		87 ERNST Chris						
		88 LAMOUREUX Jay						
	2	<b>BGT - Team Bridgestone Cycling</b>	1:04.263 (2)	2:01.906 (2)	2:59.925 (2)	<b>3:57.852</b>	60,542	
		8 IMAMURA Shunsuke		57.643 (2)	58.019 (2)	57.927 (2)		
		9 KUBOKI Kazushige						
		80 CHIKATANI Ryo						
		81 SAWADA Keitaro (X)						
2	1	<b>SUI - Switzerland</b>	1:03.359 (1)	1:59.678 (1)	2:56.600 (1)	<b>3:53.904</b>	61,564	QB
		60 SCHIR Thery		56.319 (1)	56.922 (1)	57.304 (1)		
		268 THIEBAUD Valere						
		269 THIERY Cyrille						
		270 VOGEL Alex (X)						
	2	<b>DEN - Denmark</b>	1:03.710 (2)	2:01.081 (2)	2:59.026 (2)	<b>4:00.077</b>	59,981	
		21 MALMBERG Matias Gunnar		57.371 (2)	57.945 (2)	1:01.051 (2)		
		120 LEVY William Blume						
		121 QUADE Rasmus Christian						
		122 SKIVILD Robin Juel (X)						
3	1	<b>NZL - New Zealand</b>	1:03.728 (2)	1:59.194 (1)	2:55.951 (1)	<b>3:51.628</b>	62,169	QG
		51 STEWART Campbell		55.466 (1)	56.757 (1)	55.677 (1)		
		228 KENNETT Dylan						
		229 KERGOZOU Nicholas						
		232 STRONG Corbin						
	2	<b>RUS - Russian Federation</b>	1:03.224 (1)	1:59.760 (2)	2:56.735 (2)	<b>3:55.013</b>	61,273	
		254 BERSENEV Nikita (X)		56.536 (2)	56.975 (2)	58.278 (2)		
		256 GONOV Lev						
		259 SMIRNOV Ivan						
		260 SVESHNIKOV Kirill						

29 November-1 December 2019

Communiqué no. 49

**Men's Team Pursuit / Poursuite par équipe hommes**  
**First Round / Premier tour**  
**Results / Résultats**

Fri 29 Nov 2019 - Race distance: 4km

Heat	Rank	Team / Name	1000m	2000m 1000-2000	3000m 2000-3000	Time 3000-4000	Average Speed km/h	
4	1	<b>GER - Germany</b>	1:03.102 (1)	1:58.892 (1)	2:55.313 (1)	<b>3:51.298</b>	62,257	QG
		142 GROSS Felix		55.790 (1)	56.421 (1)	55.985 (1)		
		143 REINHARDT Theo						
		144 ROHDE Leon						(X)
		146 WEINSTEIN Domenic						
	2	<b>ITA - Italy</b>	1:03.411 (2)	1:59.595 (2)	2:56.799 (2)	<b>3:54.808</b>	61,327	QB
		36 BERTAZZO Liam		56.184 (2)	57.204 (2)	58.009 (2)		
		37 LAMON Francesco						
		177 PLEBANI Davide						
		178 SCARTEZZINI Michele						

**Progression rule:**

The winners of heats 3 and 4 in the First round ride the final for the gold and silver medals.

The remaining six teams will be ranked by their times in the First round and will be paired as follows:

The two fastest teams ride the final for the bronze medal.

Communiqué approved by the Secretary of the Commissaires Panel:

<b>LEGEND</b>				
(X)	Rider pulled out before the finish	<b>QB</b>	Qualified for Bronze	<b>QG</b> Qualified for Gold

29 November-1 December 2019

**Men's Team Pursuit / Poursuite par équipe hommes**  
**First Round / Premier tour**  
**Race Analysis / Analyse de la course**

**Heat 1**

CAN - Canada					BGT - Team Bridgestone Cycling				
Distance	Time	Rank	Lap Time	Lap	Distance	Time	Rank	Lap Time	
125m	13.446	2			125m	13.171	1		
250m	21.138	2	21.138	1	250m	20.884	1	20.884	
375m	28.296	2			375m	28.160	1		
500m	35.388	2	14.250	2	500m	35.346	1	14.462	
625m	42.333	1			625m	42.677	2		
750m	49.319	1	13.931	3	750m	49.879	2	14.533	
875m	56.392	1			875m	57.091	2		
1000m	1:03.402	1	14.083	4	1000m	1:04.263	2	14.384	
1125m	1:10.485	1			1125m	1:11.562	2		
1250m	1:17.812	1	14.410	5	1250m	1:18.722	2	14.459	
1375m	1:24.998	1			1375m	1:25.924	2		
1500m	1:32.147	1	14.335	6	1500m	1:33.283	2	14.561	
1625m	1:39.351	1			1625m	1:40.378	2		
1750m	1:46.568	1	14.421	7	1750m	1:47.474	2	14.191	
1875m	1:53.885	1			1875m	1:54.610	2		
2000m	2:00.999	1	14.431	8	2000m	2:01.906	2	14.432	
2125m	2:08.109	1			2125m	2:09.126	2		
2250m	2:15.208	1	14.209	9	2250m	2:16.360	2	14.454	
2375m	2:22.420	1			2375m	2:23.611	2		
2500m	2:29.482	1	14.274	10	2500m	2:31.065	2	14.705	
2625m	2:36.522	1			2625m	2:38.283	2		
2750m	2:43.645	1	14.163	11	2750m	2:45.461	2	14.396	
2875m	2:50.996	1			2875m	2:52.651	2		
3000m	2:58.390	1	14.745	12	3000m	2:59.925	2	14.464	
3125m	3:05.636	1			3125m	3:07.320	2		
3250m	3:12.858	1	14.468	13	3250m	3:14.562	2	14.637	
3375m	3:20.035	1			3375m	3:21.820	2		
3500m	3:27.224	1	14.366	14	3500m	3:29.076	2	14.514	
3625m	3:34.440	1			3625m	3:36.513	2		
3750m	3:41.824	1	14.600	15	3750m	3:43.612	2	14.536	
3875m	3:49.000	1			3875m	3:50.677	2		
4000m	3:56.127	1	14.303	16	4000m	3:57.852	2	14.240	



29 November-1 December 2019

**Men's Team Pursuit / Poursuite par équipe hommes**  
**First Round / Premier tour**  
**Race Analysis / Analyse de la course**

**Heat 2**

SUI - Switzerland					DEN - Denmark				
Distance	Time	Rank	Lap Time	Lap	Distance	Time	Rank	Lap Time	
125m	13.143	1			125m	13.627	2		
250m	20.919	1	20.919	1	250m	21.333	2	21.333	
375m	28.121	1			375m	28.526	2		
500m	35.190	1	14.271	2	500m	35.605	2	14.272	
625m	42.218	1			625m	42.691	2		
750m	49.375	1	14.185	3	750m	49.666	2	14.061	
875m	56.368	1			875m	56.671	2		
1000m	1:03.359	1	13.984	4	1000m	1:03.710	2	14.044	
1125m	1:10.491	1			1125m	1:10.884	2		
1250m	1:17.483	1	14.124	5	1250m	1:17.943	2	14.233	
1375m	1:24.437	1			1375m	1:25.064	2		
1500m	1:31.339	1	13.856	6	1500m	1:32.205	2	14.262	
1625m	1:38.407	1			1625m	1:39.379	2		
1750m	1:45.394	1	14.055	7	1750m	1:46.621	2	14.416	
1875m	1:52.426	1			1875m	1:53.766	2		
2000m	1:59.678	1	14.284	8	2000m	2:01.081	2	14.460	
2125m	2:06.821	1			2125m	2:08.208	2		
2250m	2:13.967	1	14.289	9	2250m	2:15.475	2	14.394	
2375m	2:21.240	1			2375m	2:22.555	2		
2500m	2:28.246	1	14.279	10	2500m	2:29.693	2	14.218	
2625m	2:35.265	1			2625m	2:37.083	2		
2750m	2:42.373	1	14.127	11	2750m	2:44.347	2	14.654	
2875m	2:49.602	1			2875m	2:51.666	2		
3000m	2:56.600	1	14.227	12	3000m	2:59.026	2	14.679	
3125m	3:03.618	1			3125m	3:06.410	2		
3250m	3:10.655	1	14.055	13	3250m	3:14.011	2	14.985	
3375m	3:17.704	1			3375m	3:21.614	2		
3500m	3:24.803	1	14.148	14	3500m	3:29.115	2	15.104	
3625m	3:32.106	1			3625m	3:36.699	2		
3750m	3:39.497	1	14.694	15	3750m	3:44.351	2	15.236	
3875m	3:46.687	1			3875m	3:52.130	2		
4000m	3:53.904	1	14.407	16	4000m	4:00.077	2	15.726	

29 November-1 December 2019

**Men's Team Pursuit / Poursuite par équipe hommes**  
**First Round / Premier tour**  
**Race Analysis / Analyse de la course**

**Heat 3**

NZL - New Zealand					RUS - Russian Federation				
Distance	Time	Rank	Lap Time	Lap	Distance	Time	Rank	Lap Time	
125m	13.275	2			125m	13.034	1		
250m	20.949	2	20.949	1	250m	20.644	1	20.644	
375m	28.180	2			375m	27.691	1		
500m	35.306	2	14.357	2	500m	34.786	1	14.142	
625m	42.519	2			625m	41.808	1		
750m	49.609	2	14.303	3	750m	48.944	1	14.158	
875m	56.644	2			875m	56.063	1		
1000m	1:03.728	2	14.119	4	1000m	1:03.224	1	14.280	
1125m	1:10.668	2			1125m	1:10.249	1		
1250m	1:17.608	2	13.880	5	1250m	1:17.429	1	14.205	
1375m	1:24.507	2			1375m	1:24.422	1		
1500m	1:31.392	1	13.784	6	1500m	1:31.620	2	14.191	
1625m	1:38.374	1			1625m	1:38.716	2		
1750m	1:45.296	1	13.904	7	1750m	1:45.880	2	14.260	
1875m	1:52.252	1			1875m	1:52.841	2		
2000m	1:59.194	1	13.898	8	2000m	1:59.760	2	13.880	
2125m	2:06.209	1			2125m	2:06.823	2		
2250m	2:13.345	1	14.151	9	2250m	2:13.818	2	14.058	
2375m	2:20.458	1			2375m	2:20.838	2		
2500m	2:27.758	1	14.413	10	2500m	2:28.072	2	14.254	
2625m	2:34.838	1			2625m	2:35.372	2		
2750m	2:41.860	1	14.102	11	2750m	2:42.438	2	14.366	
2875m	2:48.967	1			2875m	2:49.685	2		
3000m	2:55.951	1	14.091	12	3000m	2:56.735	2	14.297	
3125m	3:02.925	1			3125m	3:03.730	2		
3250m	3:09.903	1	13.952	13	3250m	3:10.929	2	14.194	
3375m	3:16.871	1			3375m	3:18.125	2		
3500m	3:23.786	1	13.883	14	3500m	3:25.556	2	14.627	
3625m	3:30.853	1			3625m	3:32.907	2		
3750m	3:37.763	1	13.977	15	3750m	3:40.144	2	14.588	
3875m	3:44.660	1			3875m	3:47.478	2		
4000m	3:51.628	1	13.865	16	4000m	3:55.013	2	14.869	

29 November-1 December 2019

**Men's Team Pursuit / Poursuite par équipe hommes**  
**First Round / Premier tour**  
**Race Analysis / Analyse de la course**

**Heat 4**

GER - Germany					ITA - Italy				
Distance	Time	Rank	Lap Time	Lap	Distance	Time	Rank	Lap Time	
125m	13.167	1			125m	13.391	2		
250m	20.812	1	20.812	1	250m	20.966	2	20.966	
375m	28.070	1			375m	28.072	2		
500m	35.104	1	14.292	2	500m	35.143	2	14.177	
625m	42.115	1			625m	42.215	2		
750m	49.217	1	14.113	3	750m	49.281	2	14.138	
875m	56.147	1			875m	56.454	2		
1000m	1:03.102	1	13.885	4	1000m	1:03.411	2	14.130	
1125m	1:10.044	1			1125m	1:10.296	2		
1250m	1:17.125	1	14.023	5	1250m	1:17.314	2	13.903	
1375m	1:24.026	1			1375m	1:24.248	2		
1500m	1:30.936	1	13.811	6	1500m	1:31.222	2	13.908	
1625m	1:37.858	1			1625m	1:38.343	2		
1750m	1:44.953	1	14.017	7	1750m	1:45.401	2	14.179	
1875m	1:51.933	1			1875m	1:52.395	2		
2000m	1:58.892	1	13.939	8	2000m	1:59.595	2	14.194	
2125m	2:05.894	1			2125m	2:06.692	2		
2250m	2:13.041	1	14.149	9	2250m	2:13.930	2	14.335	
2375m	2:20.052	1			2375m	2:21.045	2		
2500m	2:27.088	1	14.047	10	2500m	2:28.083	2	14.153	
2625m	2:34.255	1			2625m	2:35.291	2		
2750m	2:41.295	1	14.207	11	2750m	2:42.356	2	14.273	
2875m	2:48.280	1			2875m	2:49.494	2		
3000m	2:55.313	1	14.018	12	3000m	2:56.799	2	14.443	
3125m	3:02.232	1			3125m	3:03.942	2		
3250m	3:09.171	1	13.858	13	3250m	3:11.086	2	14.287	
3375m	3:16.159	1			3375m	3:18.339	2		
3500m	3:23.309	1	14.138	14	3500m	3:25.742	2	14.656	
3625m	3:30.279	1			3625m	3:32.929	2		
3750m	3:37.219	1	13.910	15	3750m	3:40.092	2	14.350	
3875m	3:44.189	1			3875m	3:47.480	2		
4000m	3:51.298	1	14.079	16	4000m	3:54.808	2	14.716	

Communiqué approved by the Secretary of the Commissaires Panel:

29 November-1 December 2019

Communiqué no. 48

**Men's Team Pursuit / Poursuite par équipe hommes**
**First Round / Premier tour**
**Start List / Liste de départ**

Fri 29 Nov 2019 - Race distance: 4km

<b>World Record</b>	3:48.012 AUSTRALIA	Pruszkow (POL)	28 FEB 2019
---------------------	--------------------	----------------	-------------

Heat	Race Number	Team / Name	Time	
1		<b>CAN - Canada</b>		
	13	GEE Derek		
	86	BURTNIK Evan		
	87	ERNST Chris		
	88	LAMOUREUX Jay		
		<b>BGT - Team Bridgestone Cycling</b>		
	8	IMAMURA Shunsuke		
	9	KUBOKI Kazushige		
	80	CHIKATANI Ryo		
	81	SAWADA Keitaro		
	2		<b>SUI - Switzerland</b>	
		60	SCHIR Thery	
		268	THIEBAUD Valere	
269		THIERY Cyrille		
270		VOGEL Alex		
		<b>DEN - Denmark</b>		
21		MALMBERG Matias Gunnar		
120	LEVY William Blume			
121	QUAADE Rasmus Christian			
122	SKIVILD Robin Juel			
3		<b>NZL - New Zealand</b>		
	51	STEWART Campbell		
	228	KENNETT Dylan		
	229	KERGOZOU Nicholas		
	232	STRONG Corbin		
		<b>RUS - Russian Federation</b>		
	254	BERSENEV Nikita		
	256	GONOV Lev		
	259	SMIRNOV Ivan		
	260	SVESHNIKOV Kirill		

29 November-1 December 2019

Communiqué no. 48

**Men's Team Pursuit / Poursuite par équipe hommes**  
**First Round / Premier tour**  
**Start List / Liste de départ**  
 Fri 29 Nov 2019 - Race distance: 4km

Heat	Race Number	Team / Name	Time
4		<b>GER - Germany</b>	_____
	142	GROSS Felix	
	143	REINHARDT Theo	
	144	ROHDE Leon	
	146	WEINSTEIN Domenic	
		<b>ITA - Italy</b>	_____
	36	BERTAZZO Liam	
	37	LAMON Francesco	
	177	PLEBANI Davide	
	178	SCARTEZZINI Michele	

**Progression rule:**

The winners of heats 3 and 4 in the First round ride the final for the gold and silver medals.  
 The remaining six teams will be ranked by their times in the First round and will be paired as follows:  
 The two fastest teams ride the final for the bronze medal.

 Communiqué approved by the Secretary of the Commissaires Panel:
   
 .....

**Note:**

The composition of the teams may be subject to change up to 30 minutes before the start of the race.

29 November-1 December 2019

Communiqué no. 47

**Men's Team Pursuit / Poursuite par équipe hommes**  
**Qualifying / Qualifications**  
**Results / Résultats**

Thu 28 Nov 2019 - Race distance: 4km

<b>World Record</b>	3:48.012 AUSTRALIA	Pruszkow (POL)	28 FEB 2019
---------------------	--------------------	----------------	-------------

Rank	Team / Name	1000m	2000m 1000-2000	3000m 2000-3000	Time 3000-4000	Average Speed km/h
<b>1</b>	<b>GER - Germany</b>	1:03.851 (2)	2:00.718 (2)	2:58.034 (2)	<b>3:54.350</b>	61,447
	142 GROSS Felix		56.867 (2)	57.316 (4)	56.316 (1)	
	143 REINHARDT Theo					
	144 ROHDE Leon					
	146 WEINSTEIN Domenic					
<b>2</b>	<b>NZL - New Zealand</b>	1:03.656 (1)	2:00.335 (1)	2:56.608 (1)	<b>3:54.586</b>	61,385
	51 STEWART Campbell		56.679 (1)	56.273 (1)	57.978 (4)	
	228 KENNETT Dylan					
	229 KERGOZOU Nicholas (X)					
	232 STRONG Corbin					
<b>3</b>	<b>RUS - Russian Federation</b>	1:03.989 (3)	2:01.901 (4)	2:58.932 (3)	<b>3:56.016</b>	61,013
	254 BERSENEV Nikita (X)		57.912 (5)	57.031 (2)	57.084 (2)	
	256 GONOV Lev					
	259 SMIRNOV Ivan					
	260 SVESHNIKOV Kirill					
<b>4</b>	<b>ITA - Italy</b>	1:05.041 (8)	2:02.022 (5)	2:59.073 (4)	<b>3:56.235</b>	60,956
	36 BERTAZZO Liam		56.981 (3)	57.051 (3)	57.162 (3)	
	37 LAMON Francesco					
	177 PLEBANI Davide					
	178 SCARTEZZINI Michele (X)					
<b>5</b>	<b>SUI - Switzerland</b>	1:04.492 (6)	2:01.644 (3)	2:59.129 (5)	<b>3:57.436</b>	60,648
	60 SCHIR Thery		57.152 (4)	57.485 (5)	58.307 (5)	
	268 THIEBAUD Valere					
	269 THIERY Cyrille					
	270 VOGEL Alex (X)					
<b>6</b>	<b>CAN - Canada</b>	1:04.080 (4)	2:02.385 (6)	3:00.324 (6)	<b>3:58.890</b>	60,279
	13 GEE Derek		58.305 (6)	57.939 (6)	58.566 (7)	
	86 BURTNİK Evan (X)					
	87 ERNST Chris					
	88 LAMOUREUX Jay					
<b>7</b>	<b>BGT - Team Bridgestone Cycling</b>	1:04.274 (5)	2:02.660 (7)	3:01.568 (7)	<b>4:00.069</b>	59,983
	8 IMAMURA Shunsuke		58.386 (8)	58.908 (9)	58.501 (6)	
	9 KUBOKI Kazushige					
	80 CHIKATANI Ryo					
	81 SAWADA Keitaro (X)					
<b>8</b>	<b>DEN - Denmark</b>	1:04.763 (7)	2:03.585 (9)	3:02.350 (8)	<b>4:01.084</b>	59,730
	21 MALMBERG Matias Gunnar		58.822 (10)	58.765 (7)	58.734 (8)	
	120 LEVY William Blume					
	121 QUADE Rasmus Christian					
	122 SKIVILD Robin Juel (X)					



29 November-1 December 2019

Communiqué no. 47

**Men's Team Pursuit / Poursuite par équipe hommes**  
**Qualifying / Qualifications**  
**Results / Résultats**

Thu 28 Nov 2019 - Race distance: 4km

Rank	Team / Name	1000m	2000m 1000-2000	3000m 2000-3000	Time 3000-4000	Average Speed km/h
<b>9</b>	<b>KOR - Republic of Korea</b>	1:05.224 (9)	2:03.532 (8)	3:02.419 (9)	<b>4:03.658</b>	59,099
	196 IM Jaeyeon (X)		58.308 (7)	58.887 (8)	1:01.239 (10)	
	198 KIM Okcheol					
	199 PARK Sanghoon					
	200 SHIN Dongjin					
<b>10</b>	<b>BLR - Belarus</b>	1:05.939 (10)	2:04.634 (10)	3:05.294 (10)	<b>4:07.291</b>	58,231
	10 KARALIOK Yauheni		58.695 (9)	1:00.660 (10)	1:01.997 (11)	
	11 TSISHKOU Raman					
	82 AKHRAMENKA Yauheni (X)					
	83 SHEMETAU Mikhail					
<b>11</b>	<b>POL - Poland</b>	1:07.905 (11)	2:08.176 (11)	3:10.062 (11)	<b>4:10.329</b>	57,524
	55 SLAWEK Damian		1:00.271 (11)	1:01.886 (11)	1:00.267 (9)	
	241 PSZCZOLARSKI Wojciech					
	244 STANISZEWSKI Daniel (X)					
	245 TEKLINSKI Adrian					

**Progression rule:**

The eight teams recording the best times in the qualifying round will be matched in the First round as follows:

The 6th fastest team against the 7th fastest team.

The 5th fastest team against the 8th fastest team.

The 2nd fastest team against the 3rd fastest team.

The fastest team against the 4th fastest team.

Communiqué approved by the Secretary of the Commissaires Panel:

**LEGEND**

(X) Rider pulled out before the finish

29 November-1 December 2019

**Men's Team Pursuit / Poursuite par équipe hommes**  
**Qualifying / Qualifications**  
**Race Analysis / Analyse de la course**

Heat 1					Heat 2				
Distance	BLR - Belarus		Lap Time	Lap	Distance	BGT - Team Bridgestone Cycling		Lap Time	
	Time	Rank				Time	Rank		
125m	13.825	10			125m	13.353	5		
250m	21.944	11	21.944	1	250m	20.923	4	20.923	
375m	29.591	11			375m	28.127	2		
500m	37.089	11	15.145	2	500m	35.321	3	14.398	
625m	44.278	10			625m	42.713	5		
750m	51.542	10	14.453	3	750m	49.929	5	14.608	
875m	58.707	10			875m	57.118	5		
1000m	1:05.939	10	14.397	4	1000m	1:04.274	5	14.345	
1125m	1:13.072	10			1125m	1:11.603	5		
1250m	1:20.371	10	14.432	5	1250m	1:18.852	5	14.578	
1375m	1:27.590	10			1375m	1:26.120	6		
1500m	1:34.985	10	14.614	6	1500m	1:33.496	7	14.644	
1625m	1:42.242	10			1625m	1:40.712	7		
1750m	1:49.648	10	14.663	7	1750m	1:47.946	7	14.450	
1875m	1:57.083	10			1875m	1:55.200	6		
2000m	2:04.634	10	14.986	8	2000m	2:02.660	7	14.714	
2125m	2:12.241	10			2125m	2:10.048	7		
2250m	2:19.658	10	15.024	9	2250m	2:17.467	7	14.807	
2375m	2:27.242	10			2375m	2:24.850	7		
2500m	2:34.730	10	15.072	10	2500m	2:32.393	7	14.926	
2625m	2:42.367	10			2625m	2:39.731	7		
2750m	2:50.242	10	15.512	11	2750m	2:46.995	7	14.602	
2875m	2:57.761	10			2875m	2:54.262	7		
3000m	3:05.294	10	15.052	12	3000m	3:01.568	7	14.573	
3125m	3:12.826	10			3125m	3:08.887	7		
3250m	3:20.489	10	15.195	13	3250m	3:16.364	7	14.796	
3375m	3:27.863	10			3375m	3:23.611	7		
3500m	3:35.346	10	14.857	14	3500m	3:30.893	7	14.529	
3625m	3:43.228	10			3625m	3:38.142	7		
3750m	3:51.299	10	15.953	15	3750m	3:45.563	7	14.670	
3875m	3:59.240	10			3875m	3:52.766	7		
4000m	4:07.291	10	15.992	16	4000m	4:00.069	7	14.506	

29 November-1 December 2019

**Men's Team Pursuit / Poursuite par équipe hommes**  
**Qualifying / Qualifications**  
**Race Analysis / Analyse de la course**

Heat 3					Heat 4				
KOR - Republic of Korea					NZL - New Zealand				
Distance	Time	Rank	Lap Time	Lap	Distance	Time	Rank	Lap Time	
125m	13.563	7			125m	13.271	4		
250m	21.386	7	21.386	1	250m	20.979	5	20.979	
375m	28.634	7			375m	28.209	5		
500m	35.929	8	14.543	2	500m	35.268	2	14.289	
625m	43.110	7			625m	42.373	2		
750m	50.488	9	14.559	3	750m	49.389	1	14.121	
875m	57.860	9			875m	56.493	1		
1000m	1:05.224	9	14.736	4	1000m	1:03.656	1	14.267	
1125m	1:12.616	9			1125m	1:10.975	2		
1250m	1:19.840	9	14.616	5	1250m	1:18.082	1	14.426	
1375m	1:27.069	9			1375m	1:25.146	1		
1500m	1:34.415	9	14.575	6	1500m	1:32.130	1	14.048	
1625m	1:41.612	9			1625m	1:39.201	1		
1750m	1:48.961	9	14.546	7	1750m	1:46.240	1	14.110	
1875m	1:56.219	8			1875m	1:53.284	1		
2000m	2:03.532	8	14.571	8	2000m	2:00.335	1	14.095	
2125m	2:10.966	9			2125m	2:07.440	1		
2250m	2:18.302	9	14.770	9	2250m	2:14.396	1	14.061	
2375m	2:25.544	8			2375m	2:21.388	1		
2500m	2:32.854	8	14.552	10	2500m	2:28.378	1	13.982	
2625m	2:40.102	8			2625m	2:35.501	1		
2750m	2:47.409	8	14.555	11	2750m	2:42.546	1	14.168	
2875m	2:54.779	8			2875m	2:49.571	1		
3000m	3:02.419	9	15.010	12	3000m	2:56.608	1	14.062	
3125m	3:09.960	9			3125m	3:03.852	1		
3250m	3:17.598	9	15.179	13	3250m	3:10.903	1	14.295	
3375m	3:25.111	9			3375m	3:17.917	1		
3500m	3:32.676	9	15.078	14	3500m	3:24.985	1	14.082	
3625m	3:40.484	9			3625m	3:32.148	1		
3750m	3:48.223	9	15.547	15	3750m	3:39.539	1	14.554	
3875m	3:55.867	9			3875m	3:47.006	1		
4000m	4:03.658	9	15.435	16	4000m	3:54.586	2	15.047	

29 November-1 December 2019

**Men's Team Pursuit / Poursuite par équipe hommes**  
**Qualifying / Qualifications**  
**Race Analysis / Analyse de la course**

Heat 5					Heat 6				
Distance	CAN - Canada Time	Rank	Lap Time	Lap	Distance	POL - Poland Time	Rank	Lap Time	
125m	13.389	6			125m	13.814	9		
250m	21.008	6	21.008	1	250m	21.811	10	21.811	
375m	28.273	6			375m	29.396	10		
500m	35.445	5	14.437	2	500m	37.046	10	15.235	
625m	42.521	4			625m	44.689	11		
750m	49.587	3	14.142	3	750m	52.490	11	15.444	
875m	56.855	4			875m	1:00.165	11		
1000m	1:04.080	4	14.493	4	1000m	1:07.905	11	15.415	
1125m	1:11.327	4			1125m	1:15.431	11		
1250m	1:18.714	4	14.634	5	1250m	1:22.810	11	14.905	
1375m	1:26.016	4			1375m	1:30.073	11		
1500m	1:33.277	5	14.563	6	1500m	1:37.482	11	14.672	
1625m	1:40.533	5			1625m	1:44.987	11		
1750m	1:47.816	6	14.539	7	1750m	1:52.718	11	15.236	
1875m	1:55.202	7			1875m	2:00.411	11		
2000m	2:02.385	6	14.569	8	2000m	2:08.176	11	15.458	
2125m	2:09.609	6			2125m	2:15.947	11		
2250m	2:16.783	6	14.398	9	2250m	2:23.675	11	15.499	
2375m	2:24.096	6			2375m	2:31.392	11		
2500m	2:31.313	6	14.530	10	2500m	2:39.276	11	15.601	
2625m	2:38.489	6			2625m	2:47.254	11		
2750m	2:45.694	6	14.381	11	2750m	2:55.000	11	15.724	
2875m	2:53.042	6			2875m	3:02.603	11		
3000m	3:00.324	6	14.630	12	3000m	3:10.062	11	15.062	
3125m	3:07.823	6			3125m	3:17.478	11		
3250m	3:15.157	6	14.833	13	3250m	3:24.831	11	14.769	
3375m	3:22.411	6			3375m	3:32.189	11		
3500m	3:29.661	6	14.504	14	3500m	3:39.802	11	14.971	
3625m	3:36.914	6			3625m	3:47.372	11		
3750m	3:44.307	6	14.646	15	3750m	3:55.001	11	15.199	
3875m	3:51.593	6			3875m	4:02.589	11		
4000m	3:58.890	6	14.583	16	4000m	4:10.329	11	15.328	

29 November-1 December 2019

**Men's Team Pursuit / Poursuite par équipe hommes**  
**Qualifying / Qualifications**  
**Race Analysis / Analyse de la course**

Heat 7					Heat 8				
RUS - Russian Federation					DEN - Denmark				
Distance	Time	Rank	Lap Time	Lap	Distance	Time	Rank	Lap Time	
125m	12.971	1			125m	13.890	11		
250m	20.683	1	20.683	1	250m	21.794	9	21.794	
375m	27.812	1			375m	29.124	9		
500m	35.032	1	14.349	2	500m	36.293	9	14.499	
625m	42.186	1			625m	43.460	9		
750m	49.497	2	14.465	3	750m	50.478	8	14.185	
875m	56.730	2			875m	57.585	7		
1000m	1:03.989	3	14.492	4	1000m	1:04.763	7	14.285	
1125m	1:11.150	3			1125m	1:12.156	8		
1250m	1:18.466	3	14.477	5	1250m	1:19.360	8	14.597	
1375m	1:25.584	3			1375m	1:26.663	8		
1500m	1:32.944	3	14.478	6	1500m	1:33.978	8	14.618	
1625m	1:40.165	3			1625m	1:41.428	8		
1750m	1:47.351	4	14.407	7	1750m	1:48.783	8	14.805	
1875m	1:54.732	4			1875m	1:56.226	9		
2000m	2:01.901	4	14.550	8	2000m	2:03.585	9	14.802	
2125m	2:08.966	4			2125m	2:10.892	8		
2250m	2:16.128	4	14.227	9	2250m	2:18.287	8	14.702	
2375m	2:23.094	3			2375m	2:25.593	9		
2500m	2:30.065	3	13.937	10	2500m	2:32.953	9	14.666	
2625m	2:37.186	3			2625m	2:40.506	9		
2750m	2:44.339	3	14.274	11	2750m	2:47.797	9	14.844	
2875m	2:51.685	3			2875m	2:55.096	9		
3000m	2:58.932	3	14.593	12	3000m	3:02.350	8	14.553	
3125m	3:06.345	5			3125m	3:09.536	8		
3250m	3:13.565	5	14.633	13	3250m	3:16.694	8	14.344	
3375m	3:20.675	4			3375m	3:24.010	8		
3500m	3:27.687	3	14.122	14	3500m	3:31.216	8	14.522	
3625m	3:34.835	4			3625m	3:38.593	8		
3750m	3:41.816	3	14.129	15	3750m	3:46.211	8	14.995	
3875m	3:48.874	3			3875m	3:53.650	8		
4000m	3:56.016	3	14.200	16	4000m	4:01.084	8	14.873	

29 November-1 December 2019

**Men's Team Pursuit / Poursuite par équipe hommes**  
**Qualifying / Qualifications**  
**Race Analysis / Analyse de la course**

Heat 9					Heat 10				
Distance	GER - Germany		Lap Time	Lap	Distance	SUI - Switzerland		Lap Time	
	Time	Rank				Time	Rank		
125m	13.207	3			125m	13.096	2		
250m	20.884	3	20.884	1	250m	20.768	2	20.768	
375m	28.198	4			375m	28.135	3		
500m	35.339	4	14.455	2	500m	35.537	6	14.769	
625m	42.446	3			625m	42.822	6		
750m	49.656	4	14.317	3	750m	50.091	6	14.554	
875m	56.767	3			875m	57.298	6		
1000m	1:03.851	2	14.195	4	1000m	1:04.492	6	14.401	
1125m	1:10.958	1			1125m	1:11.825	6		
1250m	1:18.199	2	14.348	5	1250m	1:18.967	6	14.475	
1375m	1:25.288	2			1375m	1:26.023	5		
1500m	1:32.358	2	14.159	6	1500m	1:33.068	4	14.101	
1625m	1:39.438	2			1625m	1:40.187	4		
1750m	1:46.585	2	14.227	7	1750m	1:47.268	3	14.200	
1875m	1:53.666	2			1875m	1:54.351	3		
2000m	2:00.718	2	14.133	8	2000m	2:01.644	3	14.376	
2125m	2:07.840	2			2125m	2:08.825	3		
2250m	2:15.059	2	14.341	9	2250m	2:16.018	3	14.374	
2375m	2:22.110	2			2375m	2:23.322	4		
2500m	2:29.166	2	14.107	10	2500m	2:30.441	4	14.423	
2625m	2:36.384	2			2625m	2:37.586	4		
2750m	2:43.557	2	14.391	11	2750m	2:44.903	5	14.462	
2875m	2:50.738	2			2875m	2:52.051	5		
3000m	2:58.034	2	14.477	12	3000m	2:59.129	5	14.226	
3125m	3:05.140	2			3125m	3:06.188	4		
3250m	3:12.170	2	14.136	13	3250m	3:13.467	4	14.338	
3375m	3:19.202	2			3375m	3:20.752	5		
3500m	3:26.412	2	14.242	14	3500m	3:28.036	5	14.569	
3625m	3:33.405	2			3625m	3:35.466	5		
3750m	3:40.412	2	14.000	15	3750m	3:42.652	5	14.616	
3875m	3:47.389	2			3875m	3:49.880	5		
4000m	3:54.350	1	13.938	16	4000m	3:57.436	5	14.784	



29 November-1 December 2019

**Men's Team Pursuit / Poursuite par équipe hommes**  
**Qualifying / Qualifications**  
**Race Analysis / Analyse de la course**

**Heat 11**

Distance	ITA - Italy		Lap Time	Lap
	Time	Rank		
125m	13.607	8		
250m	21.412	8	21.412	1
375m	28.701	8		
500m	35.909	7	14.497	2
625m	43.137	8		
750m	50.421	7	14.512	3
875m	57.840	8		
1000m	1:05.041	8	14.620	4
1125m	1:12.145	7		
1250m	1:19.322	7	14.281	5
1375m	1:26.391	7		
1500m	1:33.465	6	14.143	6
1625m	1:40.687	6		
1750m	1:47.774	5	14.309	7
1875m	1:54.847	5		
2000m	2:02.022	5	14.248	8
2125m	2:09.103	5		
2250m	2:16.183	5	14.161	9
2375m	2:23.359	5		
2500m	2:30.505	5	14.322	10
2625m	2:37.654	5		
2750m	2:44.874	4	14.369	11
2875m	2:51.953	4		
3000m	2:59.073	4	14.199	12
3125m	3:06.185	3		
3250m	3:13.336	3	14.263	13
3375m	3:20.625	3		
3500m	3:27.742	4	14.406	14
3625m	3:34.804	3		
3750m	3:42.034	4	14.292	15
3875m	3:49.064	4		
4000m	3:56.235	4	14.201	16

Communiqué approved by the Secretary of the Commissaires Panel:

29 November-1 December 2019

Communiqué no. 46

**Men's Team Pursuit / Poursuite par équipe hommes**  
**Qualifying / Qualifications**  
**Start List / Liste de départ**

Thu 28 Nov 2019 - Race distance: 4km

<b>World Record</b>	3:48.012 AUSTRALIA	Pruszkow (POL)	28 FEB 2019
---------------------	--------------------	----------------	-------------

Heat	Race Number	Team / Name	Time
1		<b>BLR - Belarus</b>	_____
	10	KARALIOK Yauheni	
	11	TSISHKOU Raman	
	82	AKHRAMENKA Yauheni	
	83	SHEMETAU Mikhail	
2		<b>BGT - Team Bridgestone Cycling</b>	_____
	8	IMAMURA Shunsuke	
	9	KUBOKI Kazushige	
	80	CHIKATANI Ryo	
	81	SAWADA Keitaro	
3		<b>KOR - Republic of Korea</b>	_____
	196	IM Jaeyeon	
	198	KIM Okcheol	
	199	PARK Sanghoon	
	200	SHIN Dongjin	
4		<b>NZL - New Zealand</b>	_____
	51	STEWART Campbell	
	228	KENNETT Dylan	
	229	KERGOZOU Nicholas	
	232	STRONG Corbin	
5		<b>CAN - Canada</b>	_____
	13	GEE Derek	
	86	BURTONIK Evan	
	87	ERNST Chris	
	88	LAMOUREUX Jay	
6		<b>POL - Poland</b>	_____
	55	SLAWEK Damian	
	241	PSZCZOLARSKI Wojciech	
	244	STANISZEWSKI Daniel	
	245	TEKLINSKI Adrian	

29 November-1 December 2019

Communiqué no. 46

**Men's Team Pursuit / Poursuite par équipe hommes**  
**Qualifying / Qualifications**  
**Start List / Liste de départ**

Thu 28 Nov 2019 - Race distance: 4km

Heat	Race Number	Team / Name	Time
7		<b>RUS - Russian Federation</b>	_____
	254	BERSENEV Nikita	
	256	GONOV Lev	
	259	SMIRNOV Ivan	
	260	SVESHNIKOV Kirill	
8		<b>DEN - Denmark</b>	_____
	21	MALMBERG Matias Gunnar	
	120	LEVY William Blume	
	121	QUAADE Rasmus Christian	
	122	SKIVILD Robin Juel	
9		<b>GER - Germany</b>	_____
	142	GROSS Felix	
	143	REINHARDT Theo	
	144	ROHDE Leon	
	146	WEINSTEIN Domenic	
10		<b>SUI - Switzerland</b>	_____
	60	SCHIR Thery	
	268	THIEBAUD Valere	
	269	THIERY Cyrille	
	270	VOGEL Alex	
11		<b>ITA - Italy</b>	_____
	36	BERTAZZO Liam	
	37	LAMON Francesco	
	177	PLEBANI Davide	
	178	SCARTEZZINI Michele	

**Progression rule:**

The eight teams recording the best times in the qualifying round will be matched in the First round as follows:

The 6th fastest team against the 7th fastest team.

The 5th fastest team against the 8th fastest team.

The 2nd fastest team against the 3rd fastest team.

The fastest team against the 4th fastest team.

29 November-1 December 2019

Communiqué no. 46

**Men's Team Pursuit / Poursuite par équipe hommes**  
**Qualifying / Qualifications**  
**Start List / Liste de départ**

Thu 28 Nov 2019 - Race distance: 4km

Heat	Race Number	Team / Name	Time
------	----------------	----------------	------

Communiqué approved by the Secretary of the Commissaires Panel:

.....

**Note:**

The composition of the teams may be subject to change up to 30 minutes before the start of the race.

**Men's Omnium / Omnium hommes**
**World Cup Standings / Classement coupe du monde**

As of SAT 30 NOV 2019

<b>Event No 1</b>	Minsk (BLR)	1-3 NOV 2019
<b>Event No 2</b>	Glasgow (GBR)	8-10 NOV 2019
<b>Event No 3</b>	Hong-Kong (HKG)	29 NOV-1 DEC 2019
<b>Event No 4</b>	Cambridge (NZL)	6-8 DEC 2019
<b>Event No 5</b>	Brisbane (AUS)	13-15 DEC 2019
<b>Event No 6</b>	Milton (CAN)	24-26 JAN 2020

Rank	Name	Team Code	Event No 1	Event No 2	Event No 3	Event No 4	Event No 5	Event No 6	Total Points
1	STEWART Mark	GBR		450,0	300,0				750,0
2	HANSEN Lasse Norman	DEN	375,0	350,0					725,0
3	de VYLDER Lindsay	BEL	205,0	205,0	275,0				685,0
4	SCHIR Thery	SUI		275,0	400,0				675,0
5	LEUNG Ka Yu	HKG	190,0	120,0	325,0				635,0
6	KLUGE Roger	GER		110,0	450,0				560,0
7	OLIVEIRA Rui	POR	400,0	160,0					560,0
8	PRADO JUAREZ Ignacio	MEX		175,0	375,0				550,0
9	van SCHIP Jan Willem	NED	300,0	250,0					550,0
10	LAMON Francesco	ITA		400,0	120,0				520,0
11	TORRES BARCELO Albert	ESP	325,0	190,0					515,0
12	STEWART Campbell	NZL			500,0				500,0
13	THOMAS Benjamin	FRA		500,0					500,0
14	WALLS Matthew	GBR	500,0						500,0
15	HOOVER Gavin	USA		145,0	350,0				495,0
16	VOLIKAKIS Christos	GRE	250,0	225,0					475,0
17	GEE Derek	CAN		325,0	145,0				470,0
18	TSISHKOU Raman	BLR	350,0		110,0				460,0
19	VIVIANI Elia	ITA	450,0						450,0
20	GATE Aaron	NZL		375,0					375,0
21	RUDYK Bartosz	POL	225,0		100,0				325,0
22	ZAKHAROV Artyom	KAZ	160,0		160,0				320,0
23	WELSFORD Sam	AUS		300,0					300,0
24	IMHOF Claudio	SUI	275,0						275,0
25	KHALMURATOV Muradjan	UZB	110,0	70,0	80,0				260,0
26	HAVIK Yoeri	NED			250,0				250,0
27	LEITAO Iuri	POR			225,0				225,0
28	GUO Liang	CHN	120,0	90,0					210,0
29	KUBOKI Kazushige	BGT			205,0				205,0
30	MALMBERG Matias Gunnar	DEN			190,0				190,0
31	CURUCHET Juan Ignacio	ARG			175,0				175,0
32	BEYER Maximilian	GER	175,0						175,0
33	FILUTAS Viktor	HUN		80,0	90,0				170,0
34	KLINE Shane	USA	145,0						145,0
35	MORA VEDRI Sebastian	ESP			130,0				130,0
36	IMAMURA Shunsuke	JPN		130,0					130,0
37	DZHUS Volodymyr	UKR	130,0						130,0
38	SHEMETAU Mikhail	BLR		100,0					100,0
39	LOVASSY Krisztian	HUN	100,0						100,0

**Men's Omnium / Omnium hommes**
**World Cup Standings / Classement coupe du monde**

As of SAT 30 NOV 2019

Rank	Name	Team Code	Event No 1	Event No 2	Event No 3	Event No 4	Event No 5	Event No 6	Total Points
40	GRONDIN Donavan Vincent	FRA	90,0						90,0
41	SHEN Pingan	CHN			70,0				70,0
42	LI Wen Chao	TPE			60,0				60,0
43	VASSILENKOV Roman	KAZ		60,0					60,0
44	HRYNIV Vitaliy	UKR		50,0					50,0



## Men's Omnium / Omnium hommes

### Final Classification / Classement final

Rank	Race No.	Name	Team Code	Scratch Race 1/4	Tempo Race 2/4	Elimination Race 3/4	Sub Total Points	Points Race 4/4 (100 Laps - 25 Km)											Total Points		
								Sprint Points										Lap Points		Finish Order	
								1	2	3	4	5	6	7	8	9	10	+			-
1	51	STEWART Campbell	NZL	30 (6)	34 (4)	40 (1)	104 (1)	3					5		5	5		20		9	142
2	29	KLUGE Roger	GER	28 (7)	40 (1)	34 (4)	102 (2)	1				2		5		3		20		22	133
3	60	SCHIR Thery	SUI	36 (3)	20 (11)	38 (2)	94 (4)	5	1			5						20		11	125
4	45	PRADO JUAREZ Ignacio	MEX	38 (2)	38 (2)	16 (13)	92 (5)			5						1		20		17	118
5	67	HOOVER Gavin	USA	20 (11)	30 (6)	28 (7)	78 (6)				5							20		15	103
6	32	LEUNG Ka Yu	HKG	2 (20)	36 (3)	8 (17)	46 (13)			2				2			10	40		1	100
7	27	STEWART Mark	GBR	34 (4)	26 (8)	36 (3)	96 (3)	2				1	1							10	100
8	5	de VYLDER Lindsay	BEL	18 (12)	32 (5)	20 (11)	70 (8)			3			2					20		13	95
9	48	HAVIK Yoeri	NED	26 (8)	22 (10)	24 (9)	72 (7)				1							20		19	93
10	56	LEITAO Iuri	POR	22 (10)	16 (13)	18 (12)	56 (10)					3			3		4	20		3	86
11	9	KUBOKI Kazushige	BGT	4 (19)	24 (9)	1 (22)	29 (18)		3		3			1			6	40		2	82
12	21	MALMBERG Matias Gunnar	DEN	24 (9)	12 (15)	32 (5)	68 (9)													5	68
13	1	CURUCHET Juan Ignacio	ARG	10 (16)	2 (20)	26 (8)	38 (15)										2	20		4	60
14	42	ZAKHAROV Artyom	KAZ	8 (17)	4 (19)	22 (10)	34 (16)				2							20		20	56
15	13	GEE Derek	CAN	12 (15)	18 (12)	1 (21)	31 (17)		2	1								20		12	54
16	24	MORA VEDRI Sebastian	ESP	40 (1)	8 (17)	2 (20)	50 (11)													16	50
17	37	LAMON Francesco	ITA	16 (13)	1 (21)	30 (6)	47 (12)								2					23	49
18	11	TSISHKOU Raman	BLR	6 (18)	28 (7)	12 (15)	46 (14)													21	46
19	54	RUDYK Bartosz	POL	14 (14)	1 (23)	14 (14)	29 (19)		5						1					8	35
20	34	FILUTAS Viktor	HUN	1 (21)	10 (16)	10 (16)	21 (20)						3	3		2				7	29
21	68	KHALMURATOV Muradjan	UZB	1 (22)	6 (18)	4 (19)	11 (21)													6	11
22	16	SHEN Pingan	CHN	1 (23)	1 (24)	6 (18)	8 (22)													18	8
23	64	LI Wen Chao	TPE	1 (24)	1 (22)	1 (23)	3 (23)													14	3
	30	VOLIKAKIS Christos	GRE	32 (5)	14 (14)	DSQ															DSQ

Elapsed Time: 27:01 - Average Speed: 55,495km/h

Communiqué approved by the Secretary of the Commissaires Panel:

**NOTES**

Points scale for the first three phases: 1st: 40 points, 2nd: 38 points, 3rd: 36 points, etc.

**LEGEND**

- Points lost  
 No. Number

+ Points gained

DSQ Disqualified

nn (x) Points (Rank)

29 November-1 December 2019

Communiqué no. 63

**Men's Omnium / Omnium hommes**
**Results Progression / Tableau de progression**

Rank	Race No.	Name	Team Code	Scratch Race 114		Tempo Race 214		Elimination Race 314		Points Race 414	
				Rank	Points	Rank	Points	Rank	Points	Points	
1	51	STEWART Campbell	NZL	Race result:	6	30	4	34	1	40	38
				Overall:	6	30	3	64	1	104	<b>142</b>
2	29	KLUGE Roger	GER	Race result:	7	28	1	40	4	34	31
				Overall:	7	28	2	68	2	102	<b>133</b>
3	60	SCHIR Thery	SUI	Race result:	3	36	11	20	2	38	31
				Overall:	3	36	5	56	4	94	<b>125</b>
4	45	PRADO JUAREZ Ignacio	MEX	Race result:	2	38	2	38	13	16	26
				Overall:	2	38	1	76	5	92	<b>118</b>
5	67	HOOVER Gavin	USA	Race result:	11	20	6	30	7	28	25
				Overall:	11	20	7	50	6	78	<b>103</b>
6	32	LEUNG Ka Yu	HKG	Race result:	20	2	3	36	17	8	54
				Overall:	20	2	11	38	13	46	<b>100</b>
7	27	STEWART Mark	GBR	Race result:	4	34	8	26	3	36	4
				Overall:	4	34	4	60	3	96	<b>100</b>
8	5	de VYLDER Lindsay	BEL	Race result:	12	18	5	32	11	20	25
				Overall:	12	18	6	50	8	70	<b>95</b>
9	48	HAVIK Yoeri	NED	Race result:	8	26	10	22	9	24	21
				Overall:	8	26	9	48	7	72	<b>93</b>
10	56	LEITAO Iuri	POR	Race result:	10	22	13	16	12	18	30
				Overall:	10	22	12	38	10	56	<b>86</b>
11	9	KUBOKI Kazushige	BGT	Race result:	19	4	9	24	22	1	53
				Overall:	19	4	16	28	18	29	<b>82</b>
12	21	MALMBERG Matias Gunnar	DEN	Race result:	9	24	15	12	5	32	0
				Overall:	9	24	13	36	9	68	<b>68</b>
13	1	CURUCHET Juan Ignacio	ARG	Race result:	16	10	20	2	8	26	22
				Overall:	16	10	19	12	15	38	<b>60</b>
14	42	ZAKHAROV Artyom	KAZ	Race result:	17	8	19	4	10	22	22
				Overall:	17	8	20	12	16	34	<b>56</b>
15	13	GEE Derek	CAN	Race result:	15	12	12	18	21	1	23
				Overall:	15	12	15	30	17	31	<b>54</b>
16	24	MORA VEDRI Sebastian	ESP	Race result:	1	40	17	8	20	2	0
				Overall:	1	40	8	48	11	50	<b>50</b>
17	37	LAMON Francesco	ITA	Race result:	13	16	21	1	6	30	2
				Overall:	13	16	17	17	12	47	<b>49</b>
18	11	TSISHKOU Raman	BLR	Race result:	18	6	7	28	15	12	0
				Overall:	18	6	14	34	14	46	<b>46</b>
19	54	RUDYK Bartosz	POL	Race result:	14	14	23	1	14	14	6
				Overall:	14	14	18	15	19	29	<b>35</b>
20	34	FILUTAS Viktor	HUN	Race result:	21	1	16	10	16	10	8
				Overall:	21	1	21	11	20	21	<b>29</b>
21	68	KHALMURATOV Muradjan	UZB	Race result:	22	1	18	6	19	4	0
				Overall:	22	1	22	7	21	11	<b>11</b>
22	16	SHEN Pingan	CHN	Race result:	23	1	24	1	18	6	0
				Overall:	23	1	24	2	22	8	<b>8</b>
23	64	LI Wen Chao	TPE	Race result:	24	1	22	1	23	1	0
				Overall:	24	1	23	2	23	3	<b>3</b>
DSQ	30	VOLIKAKIS Christos	GRE	Race result:	5	32	14	14	DSQ	0	
				Overall:	5	32	10	46		46	

29 November-1 December 2019

Communiqué no. 63

**Men's Omnium / Omnium hommes**
**Results Progression / Tableau de progression**

Rank	Race No.	Name	Team Code	Scratch Race 1/4		Tempo Race 2/4		Elimination Race 3/4		Points Race 4/4
				Rank	Points	Rank	Points	Rank	Points	Points

**Note:**

Points scale for the first 4 phases : 1st: 40 points, 2nd: 38 points, 3rd: 36 points, etc.

**LEGEND**
**DSQ** Disqualified                      **No.**    Number

29 November-1 December 2019

Communiqué no. 62

**Men's Omnium / Omnium hommes**  
**Points Race 4\4 / Course aux points 4\4**  
**Start List / Liste de départ**

Sat 30 Nov 2019 - Race distance: 100 laps (25km) with 10 sprints

Race Number	Name	Team Code
-------------	------	-----------

**At the fence**

51	STEWART Campbell	NZL
27	STEWART Mark	GBR
45	PRADO JUAREZ Ignacio	MEX
48	HAVIK Yoeri	NED
21	MALMBERG Matias Gunnar	DEN
24	MORA VEDRI Sebastian	ESP
32	LEUNG Ka Yu	HKG
1	CURUCHET Juan Ignacio	ARG
13	GEE Derek	CAN
54	RUDYK Bartosz	POL
68	KHALMURATOV Muradjan	UZB
64	LI Wen Chao	TPE

**At the blue band**

29	KLUGE Roger	GER
60	SCHIR Thery	SUI
67	HOOVER Gavin	USA
5	de VYLDER Lindsay	BEL
56	LEITAO Iuri	POR
37	LAMON Francesco	ITA
11	TSISHKOU Raman	BLR
42	ZAKHAROV Artyom	KAZ
9	KUBOKI Kazushige	BGT
34	FILUTAS Viktor	HUN
16	SHEN Pingan	CHN

Communiqué approved by the Secretary of the Commissaires Panel:

.....

29 November-1 December 2019

Communiqué no. 60

**Men's Omnium / Omnium hommes**  
**Elimination Race 3\4 / Course par élimination 3\4**  
**Results / Résultats**

Sat 30 Nov 2019

 Elapsed time: **20:40**

 Average Speed: **50,782km/h**

Rank	Race Number	Name	Team Code
1	51	STEWART Campbell	NZL
2	60	SCHIR Thery	SUI
3	27	STEWART Mark	GBR
4	29	KLUGE Roger	GER
5	21	MALMBERG Matias Gunnar	DEN
6	37	LAMON Francesco	ITA
7	67	HOOVER Gavin	USA
8	1	CURUCHET Juan Ignacio	ARG
9	48	HAVIK Yoeri	NED
10	42	ZAKHAROV Artyom	KAZ
11	5	de VYLDER Lindsay	BEL
12	56	LEITAO Iuri	POR
13	45	PRADO JUAREZ Ignacio	MEX
14	54	RUDYK Bartosz	POL
15	11	TSISHKOU Raman	BLR
16	34	FILUTAS Viktor	HUN
17	32	LEUNG Ka Yu	HKG
18	16	SHEN Pingan	CHN
19	68	KHALMURATOV Muradjan	UZB
20	24	MORA VEDRI Sebastian	ESP
21	13	GEE Derek	CAN
22	9	KUBOKI Kazushige	BGT
23	64	LI Wen Chao	TPE
	30	VOLIKAKIS Christos	GRE

DSQ

**No 1 CURUCHET Juan Ignacio (ARG)**

 Warning for incorrect behaviour  
 Avertissement pour comportement incorrect

**No 48 HAVIK Yoeri (NED)**

 Warning for entering the sprinter's lane when the opponent was already there  
 Avertissement pour être entré dans le couloir des sprinters alors que son adversaire s'y trouvait déjà

**No 9 KUBOKI Kazushige (BGT)**

 Relegation for incorrect behaviour  
 Déclassement pour comportement incorrect

**No 30 VOLIKAKIS Christos (GRE)**

 Disqualification for failure to leave the track after being eliminated art. 3.2.223  
 Disqualification pour ne pas avoir quitté la piste après avoir été éliminé art. 3.2.223

**No 30 VOLIKAKIS Christos (GRE)**

 Relegation for entering the sprinter's lane when the opponent was already there  
 Déclassement pour être entré dans le couloir des sprinters alors que son adversaire s'y trouvait déjà

29 November-1 December 2019

Communiqué no. 60

Men's Omnium / Omnium hommes  
Elimination Race 3\4 / Course par élimination 3\4  
Results / Résultats

Sat 30 Nov 2019

Elapsed time: **20:40**Average Speed: **50,782km/h**

Rank	Race Number	Name	Team Code
------	-------------	------	-----------

Communiqué approved by the Secretary of the Commissaires Panel:

**LEGEND****DSQ** Disqualified

www.tissotwatches.com

www.uci.org

Timing and Results provided by

Report Created SAT 30 NOV 2019 21:06

Page 2/2

TITLE SPONSOR



LOCAL ORGANISER



MAIN SPONSOR



SUPPORTED BY

大型體育活動事務委員會  
Major Sports Events Committee



29 November-1 December 2019

Communiqué no. 59

**Men's Omnium / Omnium hommes**  
**Elimination Race 3\4 / Course par élimination 3\4**  
**Start List / Liste de départ**

Race Number	Name	Team Code
-------------	------	-----------

**At the fence**

45	PRADO JUAREZ Ignacio	MEX
51	STEWART Campbell	NZL
60	SCHIR Thery	SUI
67	HOOVER Gavin	USA
48	HAVIK Yoeri	NED
32	LEUNG Ka Yu	HKG
21	MALMBERG Matias Gunnar	DEN
13	GEE Derek	CAN
37	LAMON Francesco	ITA
1	CURUCHET Juan Ignacio	ARG
34	FILUTAS Viktor	HUN
64	LI Wen Chao	TPE

**At the blue band**

29	KLUGE Roger	GER
27	STEWART Mark	GBR
5	de VYLDER Lindsay	BEL
24	MORA VEDRI Sebastian	ESP
30	VOLIKAKIS Christos	GRE
56	LEITAO Iuri	POR
11	TSISHKOU Raman	BLR
9	KUBOKI Kazushige	BGT
54	RUDYK Bartosz	POL
42	ZAKHAROV Artyom	KAZ
68	KHALMURATOV Muradjan	UZB
16	SHEN Pingan	CHN

Communiqué approved by the Secretary of the Commissaires Panel:

**29 November-1 December 2019**
**Communiqué no. 57**

**Men's Omnium / Omnium hommes  
Tempo Race 2\4 / Course tempo 2\4  
Results / Résultats**

Sat 30 Nov 2019 - Race distance: 40 laps (10km)

Elapsed time: **10:36**

Average Speed: **56,533km/h**

Rank	Race No.	Name	Team Code	Sprints Won	Lap Points			Finish Order	Total Points
					+	-	Balance		
1	29	KLUGE Roger	GER	31, 32, 33, 34	20		20	24	<b>24</b>
2	45	PRADO JUAREZ Ignacio	MEX	3, 5, 7, 9, 11, 12, 13, 14, 15, 16, 17, 18				14	<b>12</b>
3	32	LEUNG Ka Yu	HKG	1, 2, 4, 6, 8, 10	20	20	0	21	<b>6</b>
4	51	STEWART Campbell	NZL	19, 21, 28				5	<b>3</b>
5	5	de VYLLDER Lindsay	BEL	30, 36				1	<b>2</b>
6	67	HOOVER Gavin	USA	23, 24				20	<b>2</b>
7	11	TSISHKOU Raman	BLR	29				2	<b>1</b>
8	27	STEWART Mark	GBR	20				4	<b>1</b>
9	9	KUBOKI Kazushige	BGT	25				6	<b>1</b>
10	48	HAVIK Yoeri	NED	26				8	<b>1</b>
11	60	SCHIR Thery	SUI	27				10	<b>1</b>
12	13	GEE Derek	CAN	22				11	<b>1</b>
13	56	LEITAO Iuri	POR					3	<b>0</b>
14	30	VOLIKAKIS Christos	GRE					7	<b>0</b>
15	21	MALMBERG Matias Gunnar	DEN					9	<b>0</b>
16	34	FILUTAS Viktor	HUN					12	<b>0</b>
17	24	MORA VEDRI Sebastian	ESP					13	<b>0</b>
18	68	KHALMURATOV Muradjan	UZB					15	<b>0</b>
19	42	ZAKHAROV Artyom	KAZ					16	<b>0</b>
20	1	CURUCHET Juan Ignacio	ARG					17	<b>0</b>
21	37	LAMON Francesco	ITA					18	<b>0</b>
22	64	LI Wen Chao	TPE					23	<b>0</b>
23	54	RUDYK Bartosz	POL				20	-20	<b>19</b>
24	16	SHEN Pingan	CHN				20	-20	<b>22</b>

Communiqué approved by the Secretary of the Commissaires Panel:

LEGEND			
-	Points lost	+	Points gained
No.	Number		

29 November-1 December 2019

Communiqué no. 56

**Men's Omnium / Omnium hommes**  
**Tempo Race 2\4 / Course tempo 2\4**  
**Start List / Liste de départ**  
 Sat 30 Nov 2019 - Race distance: 40 laps (10km)

Race Number	Name	Team Code
-------------	------	-----------

**At the fence**

24	MORA VEDRI Sebastian	ESP
60	SCHIR Thery	SUI
30	VOLIKAKIS Christos	GRE
29	KLUGE Roger	GER
21	MALMBERG Matias Gunnar	DEN
67	HOOVER Gavin	USA
37	LAMON Francesco	ITA
13	GEE Derek	CAN
42	ZAKHAROV Artyom	KAZ
9	KUBOKI Kazushige	BGT
34	FILUTAS Viktor	HUN
16	SHEN Pingan	CHN

**At the blue band**

45	PRADO JUAREZ Ignacio	MEX
27	STEWART Mark	GBR
51	STEWART Campbell	NZL
48	HAVIK Yoeri	NED
56	LEITAO Iuri	POR
5	de VYLDER Lindsay	BEL
54	RUDYK Bartosz	POL
1	CURUCHET Juan Ignacio	ARG
11	TSISHKOU Raman	BLR
32	LEUNG Ka Yu	HKG
68	KHALMURATOV Muradjan	UZB
64	LI Wen Chao	TPE

Communiqué approved by the Secretary of the Commissaires Panel:

29 November-1 December 2019

Communiqué no. 54

**Men's Omnium / Omnium hommes**  
**Scratch Race 1¼ / Course scratch 1¼**  
**Results / Résultats**

Sat 30 Nov 2019 - Race distance: 40 laps (10km)

 Elapsed time: **11:09**

 Average Speed: **53,749km/h**

Rank	Race Number	Name	Team Code	Laps Down
1	24	MORA VEDRI Sebastian	ESP	
2	45	PRADO JUAREZ Ignacio	MEX	
3	60	SCHIR Thery	SUI	
4	27	STEWART Mark	GBR	
5	30	VOLIKAKIS Christos	GRE	
6	51	STEWART Campbell	NZL	
7	29	KLUGE Roger	GER	
8	48	HAVIK Yoeri	NED	
9	21	MALMBERG Matias Gunnar	DEN	
10	56	LEITAO Iuri	POR	
11	67	HOOVER Gavin	USA	
12	5	de VYLDER Lindsay	BEL	
13	37	LAMON Francesco	ITA	
14	54	RUDYK Bartosz	POL	
15	13	GEE Derek	CAN	
16	1	CURUCHET Juan Ignacio	ARG	
17	42	ZAKHAROV Artyom	KAZ	
18	11	TSISHKOU Raman	BLR	
19	9	KUBOKI Kazushige	BGT	
20	32	LEUNG Ka Yu	HKG	
21	34	FILUTAS Viktor	HUN	
22	68	KHALMURATOV Muradjan	UZB	
23	16	SHEN Pingan	CHN	
24	64	LI Wen Chao	TPE	

Communiqué approved by the Secretary of the Commissaires Panel:

29 November-1 December 2019

Communiqué no. 53 Rectificatif 1

**Men's Omnium / Omnium hommes**  
**Scratch Race 1¼ / Course scratch 1¼**  
**Start List / Liste de départ**

Sat 30 Nov 2019 - Race distance: 40 laps (10km)

Race Number	Name	Team Code
-------------	------	-----------

**At the fence**

30	VOLIKAKIS Christos	GRE
51	STEWART Campbell	NZL
13	GEE Derek	CAN
5	de VYLDER Lindsay	BEL
37	LAMON Francesco	ITA
60	SCHIR Thery	SUI
64	LI Wen Chao	TPE
27	STEWART Mark	GBR
21	MALMBERG Matias Gunnar	DEN
56	LEITAO Iuri	POR
48	HAVIK Yoeri	NED
24	MORA VEDRI Sebastian	ESP

**At the blue band**

11	TSISHKOU Raman	BLR
42	ZAKHAROV Artyom	KAZ
32	LEUNG Ka Yu	HKG
45	PRADO JUAREZ Ignacio	MEX
68	KHALMURATOV Muradjan	UZB
67	HOOVER Gavin	USA
16	SHEN Pingan	CHN
9	KUBOKI Kazushige	BGT
54	RUDYK Bartosz	POL
34	FILUTAS Viktor	HUN
29	KLUGE Roger	GER
1	CURUCHET Juan Ignacio	ARG

Communiqué approved by the Secretary of the Commissaires Panel:

.....

**Men's Madison / Madison hommes**
**World Cup Standings / Classement coupe du monde**

As of SUN 1 DEC 2019

<b>Event No 1</b>	Minsk (BLR)	1-3 NOV 2019
<b>Event No 2</b>	Glasgow (GBR)	8-10 NOV 2019
<b>Event No 3</b>	Hong-Kong (HKG)	29 NOV-1 DEC 2019
<b>Event No 4</b>	Cambridge (NZL)	6-8 DEC 2019
<b>Event No 5</b>	Brisbane (AUS)	13-15 DEC 2019
<b>Event No 6</b>	Milton (CAN)	24-26 JAN 2020

Rank	Name	Team Code	Event No 1	Event No 2	Event No 3	Event No 4	Event No 5	Event No 6	Total Points
1	GREAT BRITAIN	GBR	350,0	450,0	400,0				1200,0
2	SPAIN	ESP	400,0	375,0	350,0				1125,0
3	GERMANY	GER	275,0	300,0	500,0				1075,0
4	BELGIUM	BEL	375,0	325,0	325,0				1025,0
5	FRANCE	FRA	450,0	500,0					950,0
6	SWITZERLAND	SUI	250,0	225,0	375,0				850,0
7	ITALY	ITA	300,0	350,0	175,0				825,0
8	NETHERLANDS	NED	325,0	205,0	250,0				780,0
9	AUSTRIA	AUT	205,0	275,0	160,0				640,0
10	IRELAND	IRL	130,0	190,0	300,0				620,0
11	PORTUGAL	POR	225,0	250,0	145,0				620,0
12	HONG KONG, CHINA	HKG	190,0	175,0	205,0				570,0
13	DENMARK	DEN	500,0						500,0
14	BELARUS	BLR	175,0	160,0	130,0				465,0
15	NEW ZEALAND	NZL			450,0				450,0
16	RUSSIAN FEDERATION	RUS		145,0	275,0				420,0
17	AUSTRALIA	AUS		400,0					400,0
18	TEAM BRIDGESTONE CYCLING	BGT			225,0				225,0
19	POLAND	POL			190,0				190,0
20	UNITED STATES OF AMERICA	USA	160,0						160,0
21	UKRAINE	UKR	145,0						145,0
22	CHILE	CHI			120,0				120,0
22	PEOPLE'S REPUBLIC OF CHINA	CHN			120,0				120,0



29 November-1 December 2019

Communiqué no. 67

**Men's Madison / Madison hommes**
**Results / Résultats**

Sun 1 Dec 2019 - Race distance: 200 laps (50km) with 20 sprints

 Elapsed time: **58:03**

 Average Speed: **51,678km/h**

Rank	Race Number	Team Name	Sprint Number																				Lap Points			Finish Order	Points						
			1	2	3	4	5	6	7	8	9	10	11	12	13	14	15	16	17	18	19	20	+	-	Balance								
1	2	<b>GER - Germany</b>	2		1	1	5					3	2				5	3				5	5					20			20	13	52
		Black	KLUGE Roger																														
		Red	REINHARDT Theo																														
2	6	<b>NZL - New Zealand</b>			5		3					3			3	3		5	3							3		10				1	38
		Black	SEXTON Tom																														
		Red	STEWART Campbell																														
3	8	<b>GBR - Great Britain</b>		5		3		2	3	1				1		5	2	1							2	2	6				2	33	
		Black	STEWART Mark																														
		Red	WRIGHT Fred																														
4	9	<b>SUI - Switzerland</b>	3	3	2		1		1		1	1			1									5	5	3	2				4	28	
		Black	SELENATI Nico																														
		Red	SCHIR Thery																														
5	14	<b>ESP - Spain</b>	5			5							5	5			3								3						5	26	
		Black	MORA VEDRI Sebastian																														
		Red	TORRES BARCELO Albert																														
6	5	<b>BEL - Belgium</b>				2	2	3	2	2		2	2				2										1	4			3	22	
		Black	de KETELE Kenny																														
		Red	de VYLDER Lindsay																														
7	15	<b>IRL - Ireland</b>								5					2						1									6	8		
		Black	DOWNEY Mark																														
		Red	ENGLISH Felix																														
8	12	<b>RUS - Russian Federation</b>												3														5			11	8	
		Black	GONOV Lev																														
		Red	SVESHNIKOV Kirill																														
9	1	<b>NED - Netherlands</b>							5																3						14	8	
		Black	HAVIK Yoeri																														
		Red	PIETERS Roy																														
10	18	<b>BGT - Team Bridgestone Cycling</b>						5																		2					7	7	
		Black	IMAMURA Shunsuke																														
		Red	KUBOKI Kazushige																														
11	7	<b>HKG - Hong Kong, China</b>	1									5				1															10	7	
		Black	CHEUNG King Lok																														
		Red	LEUNG Chun Wing																														
12	13	<b>POL - Poland</b>			3																				1						8	4	
		Black	PSZCZOLARSKI Wojciech																														
		Red	STANISZEWSKI Daniel																														
13	3	<b>ITA - Italy</b>		2													2														16	4	
		Black	MORO Stefano																														
		Red	SCARTEZZINI Michele																														
14	4	<b>AUT - Austria</b>		1												1											1				9	3	
		Black	GRAF Andreas																														
		Red	MULLER Andreas																														
15	11	<b>POR - Portugal</b>						1																			2				15	3	
		Black	LEITAO Iuri																														
		Red	MATIAS Joao																														



**29 November-1 December 2019**
**Communiqué no. 66 Rectificatif 2**
**Men's Madison / Madison hommes**
**Start List / Liste de départ**

Sun 1 Dec 2019 - Race distance: 200 laps (50km) with 20 sprints

Race Number	Team	Colour	Name
<b>At the fence</b>			
1	NED - Netherlands	BLACK RED	HAVIK Yoeri PIETERS Roy
3	ITA - Italy	BLACK RED	MORO Stefano SCARTEZZINI Michele
5	BEL - Belgium	BLACK RED	de KETELE Kenny de VYLDER Lindsay
7	HKG - Hong Kong, China	BLACK RED	CHEUNG King Lok LEUNG Chun Wing
9	SUI - Switzerland	BLACK RED	SELENATI Nico SCHIR Thery
11	POR - Portugal	BLACK RED	LEITAO Iuri MATIAS Joao
13	POL - Poland	BLACK RED	PSZCZOLARSKI Wojciech STANISZEWSKI Daniel
15	IRL - Ireland	BLACK RED	DOWNEY Mark ENGLISH Felix
17	CHN - China	BLACK RED	GUO Liang SHEN Pingan
<b>At the blue band</b>			
2	GER - Germany	BLACK RED	KLUGE Roger REINHARDT Theo
4	AUT - Austria	BLACK RED	GRAF Andreas MULLER Andreas
6	NZL - New Zealand	BLACK RED	SEXTON Tom STEWART Campbell
8	GBR - Great Britain	BLACK RED	STEWART Mark WRIGHT Fred
10	BLR - Belarus	BLACK RED	TSISHKOU Raman SHEMETAU Mikhail

29 November-1 December 2019

Communiqué no. 66 Rectificatif 2

**Men's Madison / Madison hommes**
**Start List / Liste de départ**

Sun 1 Dec 2019 - Race distance: 200 laps (50km) with 20 sprints

Race Number	Team	Colour	Name
12	RUS - Russian Federation	BLACK RED	GONOV Lev SVESHNIKOV Kirill
14	ESP - Spain	BLACK RED	MORA VEDRI Sebastian TORRES BARCELO Albert
16	CHI - Chile	BLACK RED	ARRIAGADA PIZARRO Matias Fernando PENALOZA YANEZ Felipe Andres
18	BGT - Team Bridgestone Cycling	BLACK RED	IMAMURA Shunsuke KUBOKI Kazushige

Communiqué approved by the Secretary of the Commissaires Panel:

**29 November-1 December 2019**
**Communiqué no. 82**
**Men's Scratch Race / Course scratch hommes**
**World Cup Standings / Classement coupe du monde**

As of SUN 1 DEC 2019

<b>Event No 1</b>	Minsk (BLR)	1-3 NOV 2019
<b>Event No 2</b>	Glasgow (GBR)	8-10 NOV 2019
<b>Event No 3</b>	Hong-Kong (HKG)	29 NOV-1 DEC 2019
<b>Event No 4</b>	Cambridge (NZL)	6-8 DEC 2019
<b>Event No 5</b>	Brisbane (AUS)	13-15 DEC 2019
<b>Event No 6</b>	Milton (CAN)	24-26 JAN 2020

Rank	Name	Team Code	Event No 1	Event No 2	Event No 3	Event No 4	Event No 5	Event No 6	Total Points
1	MORA VEDRI Sebastian	ESP	450,0	450,0	90,0				990,0
2	ENGLISH Felix	IRL		500,0	205,0				705,0
3	VOLIKAKIS Christos	GRE		250,0	450,0				700,0
4	KARALIOK Yauheni	BLR	500,0		175,0				675,0
5	YOUNG Eric	USA	400,0	275,0					675,0
6	LEITAO Iuri	POR	325,0	300,0					625,0
7	SCARTEZZINI Michele	ITA	350,0	160,0					510,0
8	EEFTING Roy	NED			500,0				500,0
9	FILUTAS Viktor	HUN	300,0		160,0				460,0
10	MOW Ching Yin	HKG	80,0	175,0	190,0				445,0
11	STRONG Corbin	NZL			400,0				400,0
12	BEYER Maximilian	GER		400,0					400,0
13	GLADYSH Roman	UKR	275,0	120,0					395,0
14	GIORDANI Carloalberto	ITA			375,0				375,0
15	WOOD Oliver	GBR		375,0					375,0
16	GHYS Robbe	BEL	375,0						375,0
17	VOGEL Alex	SUI			350,0				350,0
18	HOWARD Leigh	AUS		350,0					350,0
19	ZHUMAKAN Alisher	KAZ	90,0	145,0	110,0				345,0
20	SAZANOV Andrei	MCT	250,0		80,0				330,0
21	PRADO JUAREZ Ignacio	MEX			325,0				325,0
22	MAITRE Florian	FRA		325,0					325,0
23	MALMBERG Matias Gunnar	DEN			300,0				300,0
24	GUO Liang	CHN			275,0				275,0
25	MASTALLER Stefan	AUT		130,0	145,0				275,0
26	BABOR Daniel	CZE	190,0	80,0					270,0
27	SLAWEK Damian	POL			250,0				250,0
28	SAWADA Keitaro	BGT			225,0				225,0
29	van den BOSSCHE Fabio	BEL		225,0					225,0
30	COQUARD Bryan	FRA	225,0						225,0
31	SELENATI Nico	SUI		205,0					205,0
32	VERNON Ethan	GBR	205,0						205,0
33	DEGUEURCE Joffrey	BIC	130,0	70,0					200,0
34	ROSTOVTSEV Sergey	RUS		190,0					190,0
35	PISKUNOV Maxim	RUS	175,0						175,0
36	VOLIKAKIS Zafeiris	GRE	160,0						160,0
37	CHALEL Yacine	ALG	60,0	100,0					160,0
38	TIPPER Jacob	HUB	100,0	60,0					160,0
39	PROKOPYSZYN Filip	POL	145,0						145,0

29 November-1 December 2019

Communiqué no. 82

**Men's Scratch Race / Course scratch hommes**
**World Cup Standings / Classement coupe du monde**

As of SUN 1 DEC 2019

Rank	Name	Team Code	Event No 1	Event No 2	Event No 3	Event No 4	Event No 5	Event No 6	Total Points
40	LI Wen Chao	TPE			130,0				130,0
41	DECAR ZUNIGA Jacob Thomas	CHI			120,0				120,0
42	MALCHAREK Moritz	TTB	120,0						120,0
43	LOVASSY Krisztian	HUN		110,0					110,0
44	MATZNER Stefan	AUT	110,0						110,0
45	LAU Wan Hei Victor	JLC			100,0				100,0
46	ZUAZUBISKAR GALLASTEGI Illart	EUS	1,0	90,0					91,0
47	SHEN Pingan	CHN	1,0	80,0					81,0
48	SCHMID Mauro	SUI	80,0						80,0
49	MATIAS Joao	POR			70,0				70,0
50	STANISZEWSKI Daniel	POL		70,0					70,0
51	KORNILOVS Vitalijs	LAT	60,0						60,0
52	CAVES Aidan	CAN			60,0				60,0



29 November-1 December 2019

Communiqué no. 81

**Men's Scratch Race / Course scratch hommes**  
**Final / Finale**  
**Results / Résultats**

Sun 1 Dec 2019 - Race distance: 60 laps (15km)

 Elapsed time: **17:12**

 Average Speed: **52,305km/h**

Rank	Race Number	Name	Team Code	Laps Down
1	47	EEFTING Roy	NED	
2	30	VOLIKAKIS Christos	GRE	
3	232	STRONG Corbin	NZL	
4	175	GIORDANI Carloalberto	ITA	
5	270	VOGEL Alex	SUI	
6	45	PRADO JUAREZ Ignacio	MEX	
7	21	MALMBERG Matias Gunnar	DEN	
8	15	GUO Liang	CHN	
9	55	SLAWEK Damian	POL	
10	81	SAWADA Keitaro	BGT	
11	171	ENGLISH Felix	IRL	
12	156	MOW Ching Yin	HKG	
13	10	KARALIOK Yauheni	BLR	
14	34	FILUTAS Viktor	HUN	
15	72	MASTALLER Stefan	AUT	
16	64	LI Wen Chao	TPE	
17	93	DECAR ZUNIGA Jacob Thomas	CHI	
18	195	ZHUMAKAN Alisher	KAZ	
19	183	LAU Wan Hei Victor	JLC	
20	24	MORA VEDRI Sebastian	ESP	
21	217	SAZANOV Andrei	MCT	
22	57	MATIAS Joao	POR	
23	12	CAVES Aidan	CAN	
24	68	KHALMURATOV Muradjan	UZB	
				DNS

Communiqué approved by the Secretary of the Commissaires Panel:

**LEGEND**
**DNS** Did Not Start

29 November-1 December 2019

Communiqué no. 80

**Men's Scratch Race / Course scratch hommes**  
**Final / Finale**  
**Start List / Liste de départ**

Sun 1 Dec 2019 - Race distance: 60 laps (15km)

Race Number	Name	Team Code
-------------	------	-----------

**At the fence**

30	VOLIKAKIS Christos	GRE
24	MORA VEDRI Sebastian	ESP
47	EEFTING Roy	NED
195	ZHUMAKAN Alisher	KAZ
156	MOW Ching Yin	HKG
232	STRONG Corbin	NZL
217	SAZANOV Andrei	MCT
72	MASTALLER Stefan	AUT
270	VOGEL Alex	SUI
55	SLAWEK Damian	POL
183	LAU Wan Hei Victor	JLC
64	LI Wen Chao	TPE

**At the blue band**

10	KARALIOK Yauheni	BLR
15	GUO Liang	CHN
171	ENGLISH Felix	IRL
34	FILUTAS Viktor	HUN
57	MATIAS Joao	POR
68	KHALMURATOV Muradjan	UZB
45	PRADO JUAREZ Ignacio	MEX
12	CAVES Aidan	CAN
175	GIORDANI Carloalberto	ITA
81	SAWADA Keitaro	BGT
21	MALMBERG Matias Gunnar	DEN
93	DECAR ZUNIGA Jacob Thomas	CHI

Communiqué approved by the Secretary of the Commissaires Panel:

.....

29 November-1 December 2019

Communiqué no. 99

**Women's Team Sprint / Vitesse par équipe femmes**
**World Cup Standings / Classement coupe du monde**

As of FRI 29 NOV 2019

<b>Event No 1</b>	Minsk (BLR)	1-3 NOV 2019
<b>Event No 2</b>	Glasgow (GBR)	8-10 NOV 2019
<b>Event No 3</b>	Hong-Kong (HKG)	29 NOV-1 DEC 2019
<b>Event No 4</b>	Cambridge (NZL)	6-8 DEC 2019
<b>Event No 5</b>	Brisbane (AUS)	13-15 DEC 2019
<b>Event No 6</b>	Milton (CAN)	24-26 JAN 2020

Rank	Name	Team Code	Event No 1	Event No 2	Event No 3	Event No 4	Event No 5	Event No 6	Total Points
1	PEOPLE'S REPUBLIC OF CHINA	CHN	325,0	450,0	450,0				1225,0
2	RUSSIAN FEDERATION	RUS	450,0	500,0	250,0				1200,0
3	LITHUANIA	LTU	350,0	375,0	300,0				1025,0
4	NETHERLANDS	NED	375,0	350,0	275,0				1000,0
5	POLAND	POL	300,0	275,0	375,0				950,0
6	TEAM ERDGAS.2012	ERD	400,0	400,0					800,0
7	SPAIN	ESP	275,0	225,0	175,0				675,0
8	CORIMA YULONG CYCLING TEAM	CYT		300,0	325,0				625,0
9	UKRAINE	UKR	225,0	160,0	225,0				610,0
10	KOREA	KOR	205,0	190,0	205,0				600,0
11	INDONESIA	INA	190,0	175,0	145,0				510,0
12	GERMANY	GER			500,0				500,0
13	GAZPROM - RUSVELO	RVL	500,0						500,0
14	COLOMBIA	COL	250,0	250,0					500,0
15	CHINA NATIONAL TRACK STARS	CNS			400,0				400,0
16	ITALY	ITA		205,0	160,0				365,0
17	MEXICO	MEX			350,0				350,0
18	GREAT BRITAIN	GBR		325,0					325,0
19	NEW ZEALAND	NZL			190,0				190,0

29 November-1 December 2019

Communiqué no. 98

**Women's Team Sprint / Vitesse par équipe femmes**
**Final Classification / Classement final**

<b>World Record</b>	32.034 CHN - China	Saint-Quentin-En-Yvelines (FRA)	18 FEB 2015
---------------------	--------------------	---------------------------------	-------------

Rank	Team / Name	Lap 1	Time Lap 1-2	Average Speed km/h
<b>Final for Gold</b>				
GOLD	<b>1 GER - Germany</b>	18.956	<b>32.564</b>	55,276
	147 GRABOSCH Pauline Sophie		13.608	
	149 HINZE Emma			
SILVER	<b>2 CHN - China</b>	18.980	<b>32.784</b>	54,905
	103 LIN Junhong		13.804	
	107 ZHONG Tianshi			
	101 CHEN Feifei (R)			
<b>Final for Bronze</b>				
BRONZE	<b>3 CNS - China National Track Stars</b>	19.078	<b>33.065</b>	54,438
	109 ZHANG Linyin		13.987	
	110 ZHUANG Wei			
	<b>4 POL - Poland</b>	19.166	<b>33.078</b>	54,417
	246 KARWACKA Marlena		13.912	
	247 LOS Urszula			
<b>Placed after First Round</b>				
	<b>5 MEX - Mexico</b>			
	218 GAXIOLA GONZALEZ Luz Daniela			
	219 SALAZAR VALLES Jessica			
	<b>6 CYT - Corima Yulong Cycling Team</b>			
	114 BAO Shanju			
	115 GUO Yufang			
	<b>7 LTU - Lithuania</b>			
	209 KRUCPEKAITE Simona			
	210 MAROZAITA Migle			
	<b>8 NED - Netherlands</b>			
	225 LAMBERINK Kyra			
	226 van der PEET Steffie			
<b>Did not qualify for the first round</b>				
	<b>9 RUS - Russian Federation</b>			
	263 ANTONOVA Natalia			
	264 GNIDENKO Ekaterina			
	<b>10 UKR - Ukraine</b>			
	285 BASOVA Liubov			
	289 STARIKOVA Olena			
	<b>11 KOR - Republic of Korea</b>			
	204 KIM Soohyun			
	205 LEE Hyejin			
	<b>12 NZL - New Zealand</b>			
	234 ANDREWS Ellesse			
	235 PODMORE Olivia			

29 November-1 December 2019

Communiqué no. 98

**Women's Team Sprint / Vitesse par équipe femmes**
**Final Classification / Classement final**

Rank	Team / Name	Lap 1	Time Lap 1-2	Average Speed km/h
<b>13 ESP - Spain</b>				
130	CALVO BARBERO Tania			
131	CASAS ROIGE Helena			
<b>14 ITA - Italy</b>				
179	BISSOLATI Elena			
182	VECE Miriam			
<b>15 INA - Indonesia</b>				
164	NOVANDA Elga Kharisma			
165	PUTRI Crismonita Dwi			

Communiqué approved by the Secretary of the Commissaires Panel:

**Note:**

Riders are presented in their starting order.

**LEGEND**
**R** Replaced

29 November-1 December 2019

**Women's Team Sprint / Vitesse par équipe femmes**  
**Finals / Finales**  
**Race Analysis / Analyse de la course**

**GOLD**

GER - Germany				Lap	CHN - China			
Distance	Time	Rank	Lap Time		Distance	Time	Rank	Lap Time
125m	11.594	1			125m	11.693	2	
250m	18.956	1	18.956	1	250m	18.980	2	18.980
375m	25.748	1			375m	25.886	2	
500m	32.564	1	13.608	2	500m	32.784	2	13.804

**BRONZE**

POL - Poland				Lap	CNS - China National Track Stars			
Distance	Time	Rank	Lap Time		Distance	Time	Rank	Lap Time
125m	11.713	1			125m	11.783	2	
250m	19.166	2	19.166	1	250m	19.078	1	19.078
375m	26.110	2			375m	26.009	1	
500m	33.078	4	13.912	2	500m	33.065	3	13.987

Communiqué approved by the Secretary of the Commissaires Panel:



29 November-1 December 2019

Communiqué no. 97 Rectificatif 1

**Women's Team Sprint / Vitesse par équipe femmes**  
**Finals / Finales**  
**Start List / Liste de départ**

Fri 29 Nov 2019 - Race distance: 2 laps

<b>World Record</b>	32.034 CHN - China	Saint-Quentin-En-Yvelines (FRA)	18 FEB 2015
---------------------	--------------------	---------------------------------	-------------

Heat	Race Number	Team / Name	Time
<b>FOR BRONZE</b>		<b>POL - Poland</b>	_____
	246	KARWACKA Marlena	
	247	LOS Urszula	
		<b>CNS - China National Track Stars</b>	_____
	110	ZHUANG Wei	
	109	ZHANG Linyin	
<b>FOR GOLD</b>		<b>GER - Germany</b>	_____
	147	GRABOSCH Pauline Sophie	
	149	HINZE Emma	
		<b>CHN - China</b>	_____
	103	LIN Junhong	
	107	ZHONG Tianshi	

Communiqué approved by the Secretary of the Commissaires Panel:

**Note:**

The composition of the teams may be subject to change up to 30 minutes before the start of the race. Sorted in the order given by the team.

29 November-1 December 2019

Communiqué no. 96

**Women's Team Sprint / Vitesse par équipe femmes**  
**First Round / Premier tour**  
**Results / Résultats**

Fri 29 Nov 2019 - Race distance: 2 laps

<b>World Record</b>	32.034 CHN - China	Saint-Quentin-En-Yvelines (FRA)	18 FEB 2015
---------------------	--------------------	---------------------------------	-------------

Heat	Rank	Team / Name	Lap 1	Time Lap 1-2	Average Speed km/h					
1	1	<b>CNS - China National Track Stars</b>	19.119	<b>33.290</b>	54,070	QB				
		109 ZHANG Linyin								
	110 ZHUANG Wei									
	2	<b>LTU - Lithuania</b>					19.472	<b>33.653</b>	53,487	
		209 KRUPECKAITE Simona								
	210 MAROZAITE Migle									
2	1	<b>POL - Poland</b>	19.201	<b>33.161</b>	54,281	QB				
		246 KARWACKA Marlena								
	247 LOS Urszula									
	2	<b>MEX - Mexico</b>					19.071	<b>33.433</b>	53,839	
		218 GAXIOLA GONZALEZ Luz Daniela								
	219 SALAZAR VALLES Jessica									
3	1	<b>GER - Germany</b>	19.000	<b>32.666</b>	55,103	QG				
		147 GRABOSCH Pauline Sophie								
	149 HINZE Emma									
	2	<b>CYT - Corima Yulong Cycling Team</b>					19.226	<b>33.563</b>	53,630	
		114 BAO Shanju								
	115 GUO Yufang									
4	1	<b>CHN - China</b>	19.048	<b>32.862</b>	54,775	QG				
		101 CHEN Feifei								
	107 ZHONG Tianshi									
	2	<b>NED - Netherlands</b>					19.354	<b>33.697</b>	53,417	
		225 LAMBERINK Kyra								
	226 van der PEET Steffie									

**Progression rule:**

The fastest two winning teams race for the gold and silver medals, and the other two winning teams race for the bronze medal. Losers are classified from 5th to 8th place by their times in the First Round.

Communiqué approved by the Secretary of the Commissaires Panel:

**Note:**

Riders are presented in their starting order.

**LEGEND**
**QB** Qualified for Bronze      **QG** Qualified for Gold

29 November-1 December 2019

**Women's Team Sprint / Vitesse par équipe femmes**  
**First Round / Premier tour**  
**Race Analysis / Analyse de la course**

**Heat 1**

CNS - China National Track Stars					LTU - Lithuania				
Distance	Time	Rank	Lap Time	Lap	Distance	Time	Rank	Lap Time	
125m	11.792	1			125m	11.991	2		
250m	19.119	1	19.119	1	250m	19.472	2	19.472	
375m	26.106	1			375m	26.553	2		
500m	33.290	1	14.171	2	500m	33.653	2	14.181	

**Heat 2**

POL - Poland					MEX - Mexico				
Distance	Time	Rank	Lap Time	Lap	Distance	Time	Rank	Lap Time	
125m	11.755	2			125m	11.740	1		
250m	19.201	2	19.201	1	250m	19.071	1	19.071	
375m	26.131	1			375m	26.141	2		
500m	33.161	1	13.960	2	500m	33.433	2	14.362	

**Heat 3**

GER - Germany					CYT - Corima Yulong Cycling Team				
Distance	Time	Rank	Lap Time	Lap	Distance	Time	Rank	Lap Time	
125m	11.653	1			125m	11.748	2		
250m	19.000	1	19.000	1	250m	19.226	2	19.226	
375m	25.828	1			375m	26.336	2		
500m	32.666	1	13.666	2	500m	33.563	2	14.337	

**Heat 4**

CHN - China					NED - Netherlands				
Distance	Time	Rank	Lap Time	Lap	Distance	Time	Rank	Lap Time	
125m	11.684	1			125m	11.768	2		
250m	19.048	1	19.048	1	250m	19.354	2	19.354	
375m	25.914	1			375m	26.481	2		
500m	32.862	1	13.814	2	500m	33.697	2	14.343	

Communiqué approved by the Secretary of the Commissaires Panel:

29 November-1 December 2019

Communiqué no. 95

**Women's Team Sprint / Vitesse par équipe femmes**
**First Round / Premier tour**
**Start List / Liste de départ**

Fri 29 Nov 2019 - Race distance: 2 laps

<b>World Record</b>	32.034 CHN - China	Saint-Quentin-En-Yvelines (FRA)	18 FEB 2015
---------------------	--------------------	---------------------------------	-------------

Heat	Race Number	Team / Name	Time
1		<b>CNS - China National Track Stars</b>	_____
	110	ZHUANG Wei	
	109	ZHANG Linyin	
		<b>LTU - Lithuania</b>	_____
	210	MAROZAITE Migle	
	209	KRUPECKAITE Simona	
2		<b>POL - Poland</b>	_____
	246	KARWACKA Marlena	
	247	LOS Urszula	
		<b>MEX - Mexico</b>	_____
	219	SALAZAR VALLES Jessica	
	218	GAXIOLA GONZALEZ Luz Daniela	
3		<b>GER - Germany</b>	_____
	147	GRABOSCH Pauline Sophie	
	149	HINZE Emma	
		<b>CYT - Corima Yulong Cycling Team</b>	_____
	115	GUO Yufang	
	114	BAO Shanju	

29 November-1 December 2019

Communiqué no. 95

**Women's Team Sprint / Vitesse par équipe femmes**
**First Round / Premier tour**
**Start List / Liste de départ**

Fri 29 Nov 2019 - Race distance: 2 laps

Heat	Race Number	Team / Name	Time
4		<b>CHN - China</b>	_____
	101	CHEN Feifei	
	107	ZHONG Tianshi	
		<b>NED - Netherlands</b>	_____
	225	LAMBERINK Kyra	
	226	van der PEET Steffie	

**Progression rule:**

The fastest two winning teams race for the gold and silver medals, and the other two winning teams race for the bronze medal. Losers are classified from 5th to 8th place by their times in the First Round.

Communiqué approved by the Secretary of the Commissaires Panel:

**Note:**

The composition of the teams may be subject to change up to 30 minutes before the start of the race. Sorted in the order given by the team.

**29 November-1 December 2019**
**Communiqué no. 94**

**Women's Team Sprint / Vitesse par équipe femmes  
Qualifying / Qualifications  
Results / Résultats**

Fri 29 Nov 2019 - Race distance: 2 laps

<b>World Record</b>	32.034 CHN - China	Saint-Quentin-En-Yvelines (FRA)	18 FEB 2015
---------------------	--------------------	---------------------------------	-------------

Rank	Team / Name	Lap 1	Time Lap 1-2	Average Speed km/h
<b>1</b>	<b>CHN - China</b> 101 CHEN Feifei 107 ZHONG Tianshi	19.101 (3)	<b>33.063 (1)</b> 13.962 (1)	54,442
<b>2</b>	<b>GER - Germany</b> 147 GRABOSCH Pauline Sophie 149 HINZE Emma	19.202 (6)	<b>33.180 (2)</b> 13.978 (2)	54,250
<b>3</b>	<b>POL - Poland</b> 246 KARWACKA Marlena 247 LOS Urszula	19.371 (11)	<b>33.470 (3)</b> 14.099 (3)	53,780
<b>4</b>	<b>CNS - China National Track Stars</b> 110 ZHUANG Wei 109 ZHANG Linyin	19.226 (8)	<b>33.481 (4)</b> 14.255 (4)	53,762
<b>5</b>	<b>LTU - Lithuania</b> 210 MAROZAITE Migle 209 KRUPECKAITE Simona	19.338 (10)	<b>33.639 (5)</b> 14.301 (5)	53,509
<b>6</b>	<b>MEX - Mexico</b> 219 SALAZAR VALLES Jessica 218 GAXIOLA GONZALEZ Luz Daniela	19.199 (5)	<b>33.810 (6)</b> 14.611 (9)	53,239
<b>7</b>	<b>CYT - Corima Yulong Cycling Team</b> 115 GUO Yufang 114 BAO Shanju	19.217 (7)	<b>33.847 (7)</b> 14.630 (10)	53,180
<b>8</b>	<b>NED - Netherlands</b> 225 LAMBERINK Kyra 226 van der PEET Steffie	19.422 (12)	<b>33.860 (8)</b> 14.438 (6)	53,160
<b>9</b>	<b>RUS - Russian Federation</b> 263 ANTONOVA Natalia 264 GNIDENKO Ekaterina	18.753 (1)	<b>33.967 (9)</b> 15.214 (15)	52,993
<b>10</b>	<b>UKR - Ukraine</b> 289 STARIKOVA Olena 285 BASOVA Liubov	19.174 (4)	<b>34.031 (10)</b> 14.857 (12)	52,893
<b>11</b>	<b>KOR - Republic of Korea</b> 204 KIM Soohyun 205 LEE Hyejin	19.720 (14)	<b>34.179 (11)</b> 14.459 (7)	52,664
<b>12</b>	<b>NZL - New Zealand</b> 235 PODMORE Olivia 234 ANDREWS Ellesse	19.309 (9)	<b>34.180 (12)</b> 14.871 (13)	52,662
<b>13</b>	<b>ESP - Spain</b> 130 CALVO BARBERO Tania 131 CASAS ROIGE Helena	19.475 (13)	<b>34.182 (13)</b> 14.707 (11)	52,659
<b>14</b>	<b>ITA - Italy</b> 182 VECE Miriam 179 BISSOLATI Elena	19.063 (2)	<b>34.246 (14)</b> 15.183 (14)	52,561



29 November-1 December 2019

Communiqué no. 94

**Women's Team Sprint / Vitesse par équipe femmes**  
**Qualifying / Qualifications**  
**Results / Résultats**

Fri 29 Nov 2019 - Race distance: 2 laps

Rank	Team / Name	Lap 1	Time Lap 1-2	Average Speed km/h
15	<b>INA - Indonesia</b>	20.416 (15)	<b>34.984 (15)</b>	51,452
	164 NOVANDA Elga Kharisma		14.568 (8)	
	165 PUTRI Crismonita Dwi			

**Progression rule:**

Fastest 8 teams qualify for the first round.

Communiqué approved by the Secretary of the Commissaires Panel:

**Note:**

Riders are presented in their starting order.

29 November-1 December 2019

**Women's Team Sprint / Vitesse par équipe femmes**  
**Qualifying / Qualifications**  
**Race Analysis / Analyse de la course**

Heat 1					Heat 2				
Distance	INA - Indonesia		Lap Time	Lap	Distance	NZL - New Zealand		Lap Time	
	Time	Rank				Time	Rank		
125m	12.567	15			125m	11.883	12		
250m	20.416	15	20.416	1	250m	19.309	9	19.309	
375m	27.659	15			375m	26.639	11		
500m	34.984	15	14.568	2	500m	34.180	12	14.871	

Heat 3					Heat 4				
Distance	ITA - Italy		Lap Time	Lap	Distance	KOR - Republic of Korea		Lap Time	
	Time	Rank				Time	Rank		
125m	11.683	3			125m	12.021	14		
250m	19.063	2	19.063	1	250m	19.720	14	19.720	
375m	26.672	12			375m	26.879	14		
500m	34.246	14	15.183	2	500m	34.179	11	14.459	

Heat 5					Heat 6				
Distance	ESP - Spain		Lap Time	Lap	Distance	MEX - Mexico		Lap Time	
	Time	Rank				Time	Rank		
125m	11.972	13			125m	11.831	8		
250m	19.475	13	19.475	1	250m	19.199	5	19.199	
375m	26.747	13			375m	26.391	6		
500m	34.182	13	14.707	2	500m	33.810	6	14.611	

Heat 7					Heat 8				
Distance	NED - Netherlands		Lap Time	Lap	Distance	UKR - Ukraine		Lap Time	
	Time	Rank				Time	Rank		
125m	11.812	6			125m	11.870	10		
250m	19.422	12	19.422	1	250m	19.174	4	19.174	
375m	26.572	10			375m	26.567	9		
500m	33.860	8	14.438	2	500m	34.031	10	14.857	

Heat 9					Heat 10				
Distance	POL - Poland		Lap Time	Lap	Distance	LTU - Lithuania		Lap Time	
	Time	Rank				Time	Rank		
125m	11.853	9			125m	11.872	11		
250m	19.371	11	19.371	1	250m	19.338	10	19.338	
375m	26.357	4			375m	26.430	8		
500m	33.470	3	14.099	2	500m	33.639	5	14.301	

Heat 11					Heat 12				
Distance	RUS - Russian Federation		Lap Time	Lap	Distance	GER - Germany		Lap Time	
	Time	Rank				Time	Rank		
125m	11.441	1			125m	11.776	5		
250m	18.753	1	18.753	1	250m	19.202	6	19.202	
375m	26.387	5			375m	26.191	2		
500m	33.967	9	15.214	2	500m	33.180	2	13.978	

Heat 13					Heat 14				
Distance	CYT - Corima Yulong Cycling Team		Lap Time	Lap	Distance	CNS - China National Track Stars		Lap Time	
	Time	Rank				Time	Rank		
125m	11.714	4			125m	11.825	7		
250m	19.217	7	19.217	1	250m	19.226	8	19.226	
375m	26.429	7			375m	26.266	3		
500m	33.847	7	14.630	2	500m	33.481	4	14.255	

29 November-1 December 2019

**Women's Team Sprint / Vitesse par équipe femmes**  
**Qualifying / Qualifications**  
**Race Analysis / Analyse de la course**

**Heat 15**

Distance	CHN - China		Lap Time	Lap
	Time	Rank		
125m	11.601	2		
250m	19.101	3	19.101	1
375m	26.093	1		
500m	33.063	1	13.962	2

Communiqué approved by the Secretary of the Commissaires Panel:

29 November-1 December 2019

Communiqué no. 93

**Women's Team Sprint / Vitesse par équipe femmes**  
**Qualifying / Qualifications**  
**Start List / Liste de départ**

Fri 29 Nov 2019 - Race distance: 2 laps

<b>World Record</b>	32.034 CHN - China	Saint-Quentin-En-Yvelines (FRA)	18 FEB 2015
---------------------	--------------------	---------------------------------	-------------

Heat	Race Number	Team / Name	Time
1		<b>INA - Indonesia</b>	_____
	164	NOVANDA Elga Kharisma	
	165	PUTRI Crismonita Dwi	
2		<b>NZL - New Zealand</b>	_____
	235	PODMORE Olivia	
	234	ANDREWS Ellesse	
3		<b>ITA - Italy</b>	_____
	182	VECE Miriam	
	179	BISSOLATI Elena	
4		<b>KOR - Republic of Korea</b>	_____
	204	KIM Soohyun	
	205	LEE Hyejin	
5		<b>ESP - Spain</b>	_____
	130	CALVO BARBERO Tania	
	131	CASAS ROIGE Helena	
6		<b>MEX - Mexico</b>	_____
	219	SALAZAR VALLES Jessica	
	218	GAXIOLA GONZALEZ Luz Daniela	
7		<b>NED - Netherlands</b>	_____
	225	LAMBERINK Kyra	
	226	van der PEET Steffie	
8		<b>UKR - Ukraine</b>	_____
	289	STARIKOVA Olena	
	285	BASOVA Liubov	

29 November-1 December 2019

Communiqué no. 93

**Women's Team Sprint / Vitesse par équipe femmes**  
**Qualifying / Qualifications**  
**Start List / Liste de départ**

Fri 29 Nov 2019 - Race distance: 2 laps

Heat	Race Number	Team / Name	Time
9		<b>POL - Poland</b>	_____
	246	KARWACKA Marlena	
	247	LOS Urszula	
10		<b>LTU - Lithuania</b>	_____
	210	MAROZAITE Migle	
	209	KRUPECKAITE Simona	
11		<b>RUS - Russian Federation</b>	_____
	263	ANTONOVA Natalia	
	264	GNIDENKO Ekaterina	
12		<b>GER - Germany</b>	_____
	147	GRABOSCH Pauline Sophie	
	149	HINZE Emma	
13		<b>CYT - Corima Yulong Cycling Team</b>	_____
	115	GUO Yufang	
	114	BAO Shanju	
14		<b>CNS - China National Track Stars</b>	_____
	110	ZHUANG Wei	
	109	ZHANG Linyin	
15		<b>CHN - China</b>	_____
	101	CHEN Feifei	
	107	ZHONG Tianshi	

**Progression rule:**

Fastest 8 teams qualify for the first round.

Communiqué approved by the Secretary of the Commissaires Panel:

**Note:**

The composition of the teams may be subject to change up to 30 minutes before the start of the race. Sorted in the order given by the team.

**Women's Sprint / Vitesse femmes**
**World Cup Standings / Classement coupe du monde**

As of SAT 30 NOV 2019

<b>Event No 1</b>	Minsk (BLR)	1-3 NOV 2019
<b>Event No 2</b>	Glasgow (GBR)	8-10 NOV 2019
<b>Event No 3</b>	Hong-Kong (HKG)	29 NOV-1 DEC 2019
<b>Event No 4</b>	Cambridge (NZL)	6-8 DEC 2019
<b>Event No 5</b>	Brisbane (AUS)	13-15 DEC 2019
<b>Event No 6</b>	Milton (CAN)	24-26 JAN 2020

Rank	Name	Team Code	Event No 1	Event No 2	Event No 3	Event No 4	Event No 5	Event No 6	Total Points
1	LEE Wai Sze	HKG	500,0	500,0	500,0				1500,0
2	HINZE Emma	GER	400,0	450,0	450,0				1300,0
3	STARIKOVA Olena	UKR	175,0	400,0	375,0				950,0
4	BRASPENNINCX Shanne	NED	325,0	205,0	350,0				880,0
5	ZHONG Tianshi	CHN	225,0	325,0	325,0				875,0
6	van RIESEN Laurine	NED	300,0	300,0	190,0				790,0
7	MARQUARDT Mandy	USA	375,0	175,0	225,0				775,0
8	MARCHANT Katy	GBR	350,0	350,0					700,0
9	GRABOSCH Pauline Sophie	ERD	205,0	225,0	250,0				680,0
10	FRIEDRICH Lea Sophie	ERD	250,0	375,0					625,0
11	VOINOVA Anastasiia	RUS	450,0						450,0
12	KRUPECKAITE Simona	LTU	275,0	110,0	50,0				435,0
13	BAYONA PINEDA Martha	COL	145,0	275,0					420,0
14	MITCHELL Kelsey	PTM			400,0				400,0
15	GROS Mathilde	FRA	190,0	190,0					380,0
16	CAPEWELL Sophie	TIN	160,0	120,0	90,0				370,0
17	LEE Hoi Yan Jessica	HKS	120,0	70,0	145,0				335,0
18	LOS Urszula	POL	70,0	100,0	160,0				330,0
19	VECE Miriam	ITA	130,0	60,0	120,0				310,0
20	SALAZAR VALLES Jessica	MEX			300,0				300,0
21	GAXIOLA GONZALEZ Luz Daniela	MEX			275,0				275,0
22	SHMELEVA Daria	RUS		250,0					250,0
23	GODBY Madalyn	USA	110,0	130,0					240,0
24	OHTA Riyu	JPN	60,0	50,0	130,0				240,0
25	HANSEN Natasha	SUB			205,0				205,0
26	MAROZAITE Migle	LTU	100,0	90,0	1,0				191,0
27	KOBAYASHI Yuka	DSR			175,0				175,0
28	GNIDENKO Ekaterina	RUS	90,0		80,0				170,0
29	WARD Caitlin	AUS		160,0					160,0
30	DWI PUTRI Crismonita	INA	1,0	80,0	70,0				151,0
31	GUO Yufang	CYT		145,0	1,0				146,0
32	LIN Junhong	CHN			110,0				110,0
33	ANTONOVA Natalia	RUS			100,0				100,0
34	CALVO BARBERO Tania	ESP	80,0	1,0	1,0				82,0
35	GENEST Lauriane	CAN			60,0				60,0
36	MUSTAPA Fatehah	MAS	50,0		1,0				51,0
37	BASOVA Liubov	UKR	1,0	1,0	1,0				3,0
38	KANKOVSKA Sara	CZE	1,0	1,0	1,0				3,0
39	CASAS ROIGE Helena	ESP	1,0	1,0	1,0				3,0



29 November-1 December 2019

Communiqué no. 113

**Women's Sprint / Vitesse femmes**
**World Cup Standings / Classement coupe du monde**

As of SAT 30 NOV 2019

Rank	Name	Team Code	Event No 1	Event No 2	Event No 3	Event No 4	Event No 5	Event No 6	Total Points
40	du PREEZ Charlene	RSA	1,0	1,0	1,0				3,0
41	LI Yin Yin	HKS	1,0	1,0	1,0				3,0
42	WANG Tzu Chun	TPE	1,0	1,0	1,0				3,0
43	KIM Soohyun	KOR	1,0	1,0	1,0				3,0
44	van der PEET Steffie	NED		1,0	1,0				2,0
45	GAVIRIA RENDON Juliana	COL	1,0	1,0					2,0
46	STEWART Robyn	IRL	1,0	1,0					2,0
47	KARWACKA Marlina	POL	1,0	1,0					2,0
48	RODRIGUEZ Nicole	GUA	1,0	1,0					2,0
49	DEGRENDELE Nicky	BEL		1,0	1,0				2,0
50	ROSIDI Anis Amira	SDF	1,0	1,0					2,0
51	ANDREWS Ellesse	NZL			1,0				1,0
52	BAO Shanju	CYT		1,0					1,0
53	SIBIAK Nikola	POL			1,0				1,0
54	ROGOVAYA Ekaterina	RUS		1,0					1,0
55	MIADZVETSKAYA Dziyana	BLR	1,0						1,0

29 November-1 December 2019

Communiqué no. 111

**Women's Sprint / Vitesse femmes**
**Final Classification / Classement final**

Rank	Race Number	Name	Team Code	1st Race	2nd Race	Decider
				200m Time:	11.131	11.107
				Average Speed km/h:	64,684	64,824
<b>Final For Gold</b>						
GOLD	1	157 LEE Wai Sze	HKG	Winner	Winner	
SILVER	2	149 HINZE Emma	GER	+0.031	+0.115	
				200m Time:	11.390	11.394
				Average Speed km/h:	63,213	63,191
<b>Final For Bronze</b>						
BRONZE	3	250 MITCHELL Kelsey	PTM	Winner	+0.013	Winner
	4	289 STARIKOVA Olena	UKR	+0.034	Winner	+0.002
<b>Did not qualify for semifinals</b>						
	5	224 BRASPENNINCX Shanne	NED			
	6	107 ZHONG Tianshi	CHN			
	7	219 SALAZAR VALLES Jessica	MEX			
	8	218 GAXIOLA GONZALEZ Luz Daniela	MEX			
<b>Did not qualify for 1/4 finals</b>						
	9	147 GRABOSCH Pauline Sophie	GER			
	10	291 MARQUARDT Mandy	USA			
	11	266 HANSEN Natasha	SUB			
	12	75 van RIESSEN Laurine	BCC			
	13	123 KOBAYASHI Yuka	DSR			
	14	247 LOS Urszula	POL			
	15	161 LEE Hoi Yan Jessica	HKS			
	16	188 OHTA Riyu	JPN			
<b>Did not qualify for 1/8 Finals</b>						
	17	182 VECE Miriam	ITA			
	18	103 LIN Junhong	CHN			
	19	263 ANTONOVA Natalia	RUS			
	20	276 CAPEWELL Sophie	TIN			
	21	264 GNIDENKO Ekaterina	RUS			
	22	165 PUTRI Crismonita Dwi	INA			
	23	89 GENEST Lauriane	CAN			
	24	209 KRUPCEKAITE Simona	LTU			
	25	234 ANDREWS Ellesse	NZL			
	26	210 MAROZAITE Migle	LTU			
	27	226 van der PEET Steffie	NED			
	28	115 GUO Yufang	CYT			

29 November-1 December 2019

Communiqué no. 111

**Women's Sprint / Vitesse femmes**
**Final Classification / Classement final**

Rank	Race Number	Name	Team Code	1st Race	2nd Race	Decider
------	-------------	------	-----------	----------	----------	---------

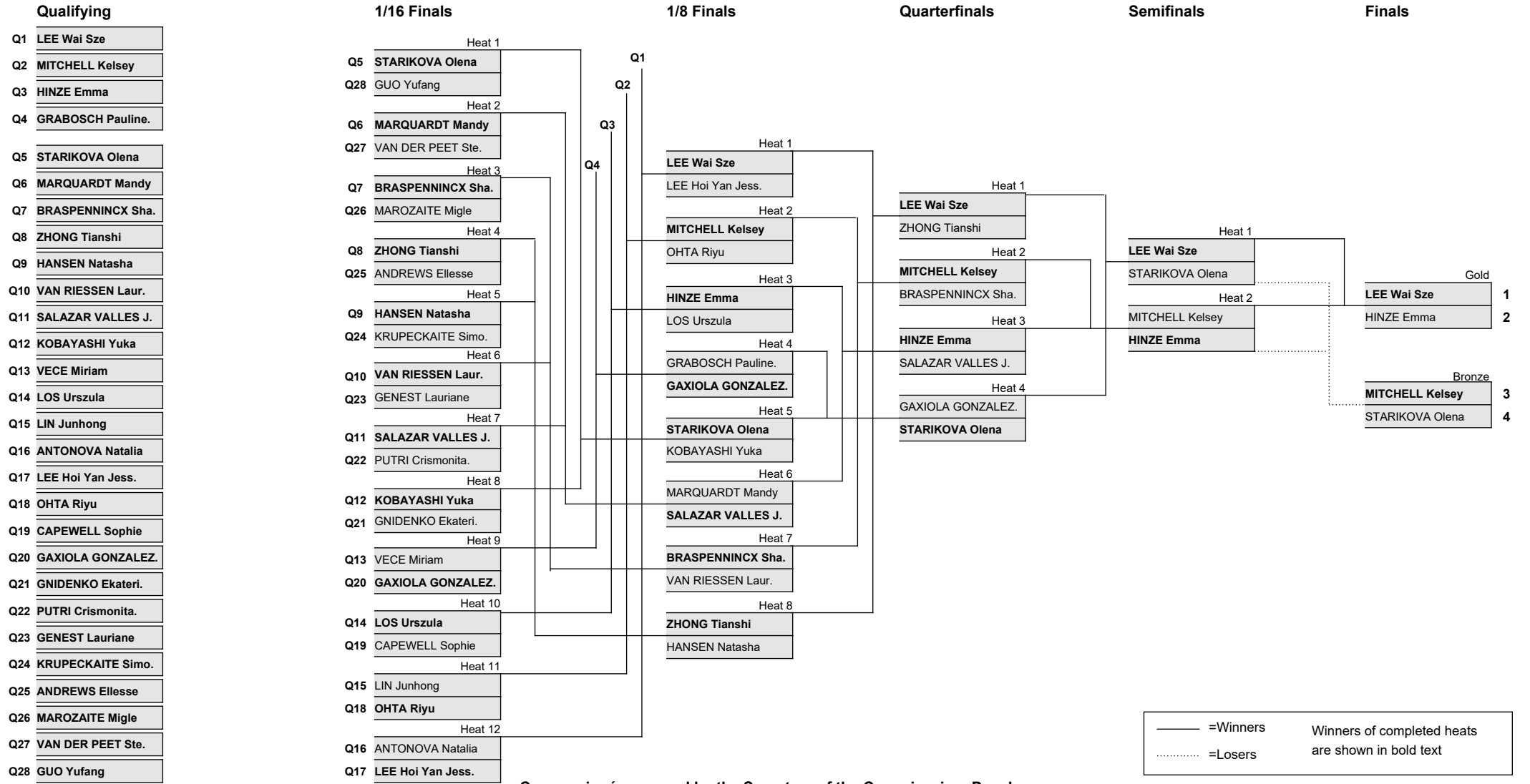
**Did not qualify for 1/16 Finals**

29	248	SIBIAK Nikola	POL			
30	253	du PREEZ Charlene	RSA			
31	285	BASOVA Liubov	UKR			
32	119	KANKOVSKA Sara	CZE			
33	204	KIM Soohyun	KOR			
34	130	CALVO BARBERO Tania	ESP			
35	131	CASAS ROIGE Helena	ESP			
36	213	MUSTAPA Fatehah	MAS			
37	78	DEGRENDELE Nicky	BEL			
38	162	LI Yin Yin	HKS			
39	279	WANG Tzu Chun	TPE			

Communiqué approved by the Secretary of the Commissaires Panel:

## Women's Sprint / Vitesse femmes

### Results Bracket / Tableau de progression



Communiqué approved by the Secretary of the Commissaires Panel:

29 November-1 December 2019

Communiqué no. 110

**Women's Sprint / Vitesse femmes**
**Finals / Finales**
**Start List / Liste de départ**

Sat 30 Nov 2019 - Race distance: 3 laps

Race Number	Name	Team Code	1st Race	2nd Race	Decider
<i>For Bronze</i>					
		200m Time:			
		Average Speed km/h:			
289	STARIKOVA Olena	UKR			
250	MITCHELL Kelsey	PTM			
<i>For Gold</i>					
		200m Time:			
		Average Speed km/h:			
157	LEE Wai Sze	HKG			
149	HINZE Emma	GER			

Communiqué approved by the Secretary of the Commissaires Panel:

29 November-1 December 2019

Communiqué no. 109

**Women's Sprint / Vitesse femmes**  
**Semifinals / Demi-finales**  
**Results / Résultats**

Sat 30 Nov 2019 - Race distance: 3 laps

Rank	Race Number	Name	Team Code	1st Race	2nd Race	Decider
				200m Time:	11.360	11.414
				Average Speed km/h:	63,380	63,080
<b>Heat 1</b>						
1	157	LEE Wai Sze	HKG	<b>Winner</b>	<b>Winner</b>	
2	289	STARIKOVA Olena	UKR	+0.067	+0.674	
				200m Time:	11.207	11.237
				Average Speed km/h:	64,246	64,074
<b>Heat 2</b>						
1	149	HINZE Emma	GER	<b>+0.004</b>	<b>Winner</b>	<b>Winner</b>
2	250	MITCHELL Kelsey	PTM	Winner	+0.103	+0.037

**Progression rule:**

The winners race for the gold and silver medals. The losers race for the bronze medal.

Communiqué approved by the Secretary of the Commissaires Panel:



29 November-1 December 2019

Communiqué no. 108

**Women's Sprint / Vitesse femmes**  
**Semifinals / Demi-finales**  
**Start List / Liste de départ**  
 Sat 30 Nov 2019 - Race distance: 3 laps

Race Number	Name	Team Code	1st Race	2nd Race	Decider
<b>Heat 1</b>					
		200m Time:			
		Average Speed km/h:			
157	LEE Wai Sze	HKG			
289	STARIKOVA Olena	UKR			
<b>Heat 2</b>					
		200m Time:			
		Average Speed km/h:			
250	MITCHELL Kelsey	PTM			
149	HINZE Emma	GER			

**Progression rule:**

The winners race for the gold and silver medals. The losers race for the bronze medal.

Communiqué approved by the Secretary of the Commissaires Panel:

29 November-1 December 2019

Communiqué no. 107

**Women's Sprint / Vitesse femmes**  
**Quarterfinals / Quart de finales**  
**Results / Résultats**

Sat 30 Nov 2019 - Race distance: 3 laps

Rank	Race Number	Name	Team Code	1st Race	2nd Race	Decider
				200m Time:	11.078	11.515
				Average Speed km/h:	64.994	62.527
<b>Heat 1</b>						
1	157	LEE Wai Sze	HKG	<b>Winner</b>	<b>Winner</b>	
2	107	ZHONG Tianshi	CHN	+0.036	+0.219	
				200m Time:	11.324	11.373
				Average Speed km/h:	63.582	63.308
<b>Heat 2</b>						
1	250	MITCHELL Kelsey	PTM	<b>Winner</b>	<b>Winner</b>	
2	224	BRASPENNINCX Shanne	NED	+0.116	+0.167	
				200m Time:	11.188	11.105
				Average Speed km/h:	64.355	64.836
<b>Heat 3</b>						
1	149	HINZE Emma	GER	<b>Winner</b>	<b>Winner</b>	
2	219	SALAZAR VALLES Jessica	MEX	+0.096	+0.130	
				200m Time:	11.747	11.244
				Average Speed km/h:	61.292	64.034
<b>Heat 4</b>						
1	289	STARIKOVA Olena	UKR	<b>Winner</b>	<b>Winner</b>	
2	218	GAXIOLA GONZALEZ Luz Daniela	MEX	+0.029	+0.385	

**Progression rule:**

The winner of each heat qualifies to the Semifinals.

Heat 4 ride 1 was declared a dead heat and re-run.

 Heat 4, la 1<sup>ère</sup> manche a été déclarée ex aequo et a été relancée.

Communiqué approved by the Secretary of the Commissaires Panel:

29 November-1 December 2019

Communiqué no. 106

**Women's Sprint / Vitesse femmes**  
**Quarterfinals / Quart de finales**  
**Start List / Liste de départ**  
 Sat 30 Nov 2019 - Race distance: 3 laps

Race Number	Name	Team Code	1st Race	2nd Race	Decider
<b>Heat 1</b>					
		200m Time:			
		Average Speed km/h:			
157	LEE Wai Sze	HKG			
107	ZHONG Tianshi	CHN			
<b>Heat 2</b>					
		200m Time:			
		Average Speed km/h:			
250	MITCHELL Kelsey	PTM			
224	BRASPENNINCX Shanne	NED			
<b>Heat 3</b>					
		200m Time:			
		Average Speed km/h:			
149	HINZE Emma	GER			
219	SALAZAR VALLES Jessica	MEX			
<b>Heat 4</b>					
		200m Time:			
		Average Speed km/h:			
218	GAXIOLA GONZALEZ Luz Daniela	MEX			
289	STARIKOVA Olena	UKR			

**Progression rule:**

The winner of each heat qualifies to the Semifinals.

Communiqué approved by the Secretary of the Commissaires Panel:

29 November-1 December 2019

Communiqué no. 105

**Women's Sprint / Vitesse femmes**  
**1/8 Finals / 1/8 de finale**  
**Results / Résultats**

Sat 30 Nov 2019 - Race distance: 3 laps

Rank	Race Number	Name	Team Code	
				200m Time: 11.311
				Average Speed km/h: 63,655
<b>Heat 1</b>				
1	157	LEE Wai Sze	HKG	<b>Winner</b>
2	161	LEE Hoi Yan Jessica	HKS	+0.165
				200m Time: 11.171
				Average Speed km/h: 64,453
<b>Heat 2</b>				
1	250	MITCHELL Kelsey	PTM	<b>Winner</b>
2	188	OHTA Riyu	JPN	+0.087
				200m Time: 11.224
				Average Speed km/h: 64,148
<b>Heat 3</b>				
1	149	HINZE Emma	GER	<b>Winner</b>
2	247	LOS Urszula	POL	+0.153
				200m Time: 11.450
				Average Speed km/h: 62,882
<b>Heat 4</b>				
1	218	GAXIOLA GONZALEZ Luz Daniela	MEX	<b>Winner</b>
2	147	GRABOSCH Pauline Sophie	GER	+0.049
				200m Time: 11.976
				Average Speed km/h: 60,120
<b>Heat 5</b>				
1	289	STARIKOVA Olena	UKR	<b>Winner</b>
2	123	KOBAYASHI Yuka	DSR	+0.024
				200m Time: 11.545
				Average Speed km/h: 62,365
<b>Heat 6</b>				
1	219	SALAZAR VALLES Jessica	MEX	<b>Winner</b>
2	291	MARQUARDT Mandy	USA	+0.027
				200m Time: 11.108
				Average Speed km/h: 64,818
<b>Heat 7</b>				
1	224	BRASPENNINCX Shanne	NED	<b>Winner</b>
2	75	van RIESSEN Laurine	BCC	+0.078
				200m Time: 11.357
				Average Speed km/h: 63,397
<b>Heat 8</b>				
1	107	ZHONG Tianshi	CHN	<b>Winner</b>
2	266	HANSEN Natasha	SUB	+0.037

**Progression rule:**

The winner of each heat qualifies to the Quarterfinals.

29 November-1 December 2019

Communiqué no. 105

**Women's Sprint / Vitesse femmes**  
**1/8 Finals / 1/8 de finale**  
**Results / Résultats**

Sat 30 Nov 2019 - Race distance: 3 laps

Rank	Race Number	Name	Team Code
------	-------------	------	-----------

Communiqué approved by the Secretary of the Commissaires Panel:  
.....**Note:**

The average speed is taken over the last 200m.

29 November-1 December 2019

Communiqué no. 104

**Women's Sprint / Vitesse femmes**  
**1/8 Finals / 1/8 de finale**  
**Start List / Liste de départ**  
 Sat 30 Nov 2019 - Race distance: 3 laps

Race Number	Name	Team Code
<b>Heat 1</b>		
		200m Time:
		Average Speed km/h:
157	LEE Wai Sze	HKG
161	LEE Hoi Yan Jessica	HKS
<b>Heat 2</b>		
		200m Time:
		Average Speed km/h:
250	MITCHELL Kelsey	PTM
188	OHTA Riyu	JPN
<b>Heat 3</b>		
		200m Time:
		Average Speed km/h:
149	HINZE Emma	GER
247	LOS Urszula	POL
<b>Heat 4</b>		
		200m Time:
		Average Speed km/h:
147	GRABOSCH Pauline Sophie	GER
218	GAXIOLA GONZALEZ Luz Daniela	MEX
<b>Heat 5</b>		
		200m Time:
		Average Speed km/h:
289	STARIKOVA Olena	UKR
123	KOBAYASHI Yuka	DSR
<b>Heat 6</b>		
		200m Time:
		Average Speed km/h:
291	MARQUARDT Mandy	USA
219	SALAZAR VALLES Jessica	MEX
<b>Heat 7</b>		
		200m Time:
		Average Speed km/h:
224	BRASPENNINCX Shanne	NED
75	van RIESSEN Laurine	BCC
<b>Heat 8</b>		
		200m Time:
		Average Speed km/h:
107	ZHONG Tianshi	CHN
266	HANSEN Natasha	SUB

**Progression rule:**

The winner of each heat qualifies to the Quarterfinals.

Communiqué approved by the Secretary of the Commissaires Panel:



29 November-1 December 2019

Communiqué no. 103

**Women's Sprint / Vitesse femmes**  
**1/16 Finals / 1/16 de finale**  
**Results / Résultats**

Sat 30 Nov 2019 - Race distance: 3 laps

Rank	Race Number	Name	Team Code	
				200m Time: 12.308
				Average Speed km/h: 58,499
<b>Heat 1</b>				
1	289	STARIKOVA Olena	UKR	<b>Winner</b>
2	115	GUO Yufang	CYT	+0.036
				200m Time: 11.652
				Average Speed km/h: 61,792
<b>Heat 2</b>				
1	291	MARQUARDT Mandy	USA	<b>Winner</b>
2	226	van der PEET Steffie	NED	+0.218
				200m Time: 11.431
				Average Speed km/h: 62,987
<b>Heat 3</b>				
1	224	BRASPENNINCX Shanne	NED	<b>Winner</b>
2	210	MAROZAITÉ Migle	LTU	+0.295
				200m Time: 11.335
				Average Speed km/h: 63,520
<b>Heat 4</b>				
1	107	ZHONG Tianshi	CHN	<b>Winner</b>
2	234	ANDREWS Ellesse	NZL	+0.089
				200m Time: 11.365
				Average Speed km/h: 63,352
<b>Heat 5</b>				
1	266	HANSEN Natasha	SUB	<b>Winner</b>
2	209	KRUPECKAITE Simona	LTU	+0.053
				200m Time: 11.300
				Average Speed km/h: 63,717
<b>Heat 6</b>				
1	75	van RIESSSEN Laurine	BCC	<b>Winner</b>
2	89	GENEST Lauriane	CAN	+0.021
				200m Time: 11.544
				Average Speed km/h: 62,370
<b>Heat 7</b>				
1	219	SALAZAR VALLES Jessica	MEX	<b>Winner</b>
2	165	PUTRI Crismonita Dwi	INA	+0.118
				200m Time: 12.004
				Average Speed km/h: 59,980
<b>Heat 8</b>				
1	123	KOBAYASHI Yuka	DSR	<b>Winner</b>
2	264	GNIDENKO Ekaterina	RUS	+0.029
				200m Time: 11.450
				Average Speed km/h: 62,882
<b>Heat 9</b>				
1	218	GAXIOLA GONZALEZ Luz Daniela	MEX	<b>Winner</b>
2	182	VECE Miriam	ITA	+0.058
				200m Time: 11.447
				Average Speed km/h: 62,899
<b>Heat 10</b>				
1	247	LOS Urszula	POL	<b>Winner</b>
2	276	CAPEWELL Sophie	TIN	+0.095

29 November-1 December 2019

Communiqué no. 103

**Women's Sprint / Vitesse femmes**  
**1/16 Finals / 1/16 de finale**  
**Results / Résultats**

Sat 30 Nov 2019 - Race distance: 3 laps

Rank	Race Number	Name	Team Code	
				200m Time: 11.518
				Average Speed km/h: 62,511
<b>Heat 11</b>				
1	188	OHTA Riyu	JPN	<b>Winner</b>
2	103	LIN Junhong	CHN	+0.073
				200m Time: 11.472
				Average Speed km/h: 62,762
<b>Heat 12</b>				
1	161	LEE Hoi Yan Jessica	HKS	<b>Winner</b>
2	263	ANTONOVA Natalia	RUS	+0.006

**Progression rule:**

The winner of each heat qualifies to the 1/8 Finals.

Communiqué approved by the Secretary of the Commissaires Panel:

**Note:**

The average speed is taken over the last 200m.

29 November-1 December 2019

Communiqué no. 102

**Women's Sprint / Vitesse femmes**
**1/16 Finals / 1/16 de finale**
**Start List / Liste de départ**

Sat 30 Nov 2019 - Race distance: 3 laps

Race Number	Name	Team Code
<b>Heat 1</b>		
		200m Time:
		Average Speed km/h:
289	STARIKOVA Olena	UKR
115	GUO Yufang	CYT
<b>Heat 2</b>		
		200m Time:
		Average Speed km/h:
291	MARQUARDT Mandy	USA
226	van der PEET Steffie	NED
<b>Heat 3</b>		
		200m Time:
		Average Speed km/h:
224	BRASPENNINCX Shanne	NED
210	MAROZAITÉ Míglé	LTU
<b>Heat 4</b>		
		200m Time:
		Average Speed km/h:
107	ZHONG Tianshi	CHN
234	ANDREWS Ellesse	NZL
<b>Heat 5</b>		
		200m Time:
		Average Speed km/h:
266	HANSEN Natasha	SUB
209	KRUPECKAITE Simona	LTU
<b>Heat 6</b>		
		200m Time:
		Average Speed km/h:
75	van RIESSSEN Laurine	BCC
89	GENEST Lauriane	CAN
<b>Heat 7</b>		
		200m Time:
		Average Speed km/h:
219	SALAZAR VALLES Jessica	MEX
165	PUTRI Crismonita Dwi	INA
<b>Heat 8</b>		
		200m Time:
		Average Speed km/h:
123	KOBAYASHI Yuka	DSR
264	GNIDENKO Ekaterina	RUS
<b>Heat 9</b>		
		200m Time:
		Average Speed km/h:
182	VECE Miriam	ITA
218	GAXIOLA GONZALEZ Luz Daniela	MEX
<b>Heat 10</b>		
		200m Time:
		Average Speed km/h:
247	LOS Urszula	POL
276	CAPEWELL Sophie	TIN

29 November-1 December 2019

Communiqué no. 102

**Women's Sprint / Vitesse femmes**  
**1/16 Finals / 1/16 de finale**  
**Start List / Liste de départ**  
 Sat 30 Nov 2019 - Race distance: 3 laps

Race Number	Name	Team Code
<b>Heat 11</b>		
		200m Time:
		Average Speed km/h:
103	LIN Junhong	CHN
188	OHTA Riyu	JPN
<b>Heat 12</b>		
		200m Time:
		Average Speed km/h:
263	ANTONOVA Natalia	RUS
161	LEE Hoi Yan Jessica	HKS

**Progression rule:**

The winner of each heat qualifies to the 1/8 Finals.

Communiqué approved by the Secretary of the Commissaires Panel:

29 November-1 December 2019

Communiqué no. 101

**Women's Sprint / Vitesse femmes**  
**Qualifying / Qualifications**  
**Results / Résultats**

Sat 30 Nov 2019 - Race distance: 200m flying start (3,5 laps)

<b>World Record</b>	10.154 MITCHELL Kelsey	CAN Cochabamba (BOL)	4 SEP 2019
---------------------	------------------------	----------------------	------------

Rank	Race Number	Name	Team Code	100m	Time 100-200	Average Speed km/h
1	157	LEE Wai Sze	HKG	5.222 (1)	<b>10.590</b> 5.368 (1)	67,989
2	250	MITCHELL Kelsey	PTM	5.273 (2)	<b>10.689</b> 5.416 (2)	67,359
3	149	HINZE Emma	GER	5.317 (3)	<b>10.746</b> 5.429 (3)	67,002
4	147	GRABOSCH Pauline Sophie	GER	5.323 (4)	<b>10.773</b> 5.450 (4)	66,834
5	289	STARIKOVA Olena	UKR	5.330 (5)	<b>10.789</b> 5.459 (5)	66,735
6	291	MARQUARDT Mandy	USA	5.373 (8)	<b>10.860</b> 5.487 (7)	66,298
7	224	BRASPENNINCX Shanne	NED	5.350 (6)	<b>10.866</b> 5.516 (9)	66,262
8	107	ZHONG Tianshi	CHN	5.388 (9)	<b>10.869</b> 5.481 (6)	66,243
9	266	HANSEN Natasha	SUB	5.409 (12)	<b>10.918</b> 5.509 (8)	65,946
10	75	van RIESSSEN Laurine	BCC	5.369 (7)	<b>10.927</b> 5.558 (10)	65,892
11	219	SALAZAR VALLES Jessica	MEX	5.392 (10)	<b>10.974</b> 5.582 (13)	65,610
12	123	KOBAYASHI Yuka	DSR	5.420 (14)	<b>10.985</b> 5.565 (11)	65,544
13	182	VECE Miriam	ITA	5.417 (13)	<b>11.003</b> 5.586 (14)	65,437
14	247	LOS Urszula	POL	5.424 (15)	<b>11.005</b> 5.581 (12)	65,425
15	103	LIN Junhong	CHN	5.438 (16)	<b>11.085</b> 5.647 (20)	64,953
16	263	ANTONOVA Natalia	RUS	5.446 (18)	<b>11.091</b> 5.645 (19)	64,918
17	161	LEE Hoi Yan Jessica	HKS	5.464 (20)	<b>11.092</b> 5.628 (15)	64,912
18	188	OHTA Riyu	JPN	5.461 (19)	<b>11.092</b> 5.631 (16)	64,912
19	276	CAPEWELL Sophie	TIN	5.443 (17)	<b>11.096</b> 5.653 (21)	64,888
20	218	GAXIOLA GONZALEZ Luz Daniela	MEX	5.470 (21)	<b>11.128</b> 5.658 (22)	64,702
21	264	GNIDENKO Ekaterina	RUS	5.491 (23)	<b>11.132</b> 5.641 (18)	64,678

**29 November-1 December 2019**
**Communiqué no. 101**

**Women's Sprint / Vitesse femmes  
Qualifying / Qualifications  
Results / Résultats**

Sat 30 Nov 2019 - Race distance: 200m flying start (3,5 laps)

Rank	Race Number	Name	Team Code	100m	Time 100-200	Average Speed km/h
22	165	PUTRI Crismonita Dwi	INA	5.500 (25)	11.136 5.636 (17)	64,655
23	89	GENEST Lauriane	CAN	5.399 (11)	11.136 5.737 (29)	64,655
24	209	KRUPECKAITE Simona	LTU	5.506 (27)	11.166 5.660 (23)	64,481
25	234	ANDREWS Ellesse	NZL	5.494 (24)	11.190 5.696 (24)	64,343
26	210	MAROZAITE Migle	LTU	5.479 (22)	11.205 5.726 (27)	64,257
27	226	van der PEET Steffie	NED	5.526 (28)	11.230 5.704 (25)	64,114
28	115	GUO Yufang	CYT	5.500 (25)	11.231 5.731 (28)	64,108
29	248	SIBIAK Nikola	POL	5.584 (30)	11.304 5.720 (26)	63,694
30	253	du PREEZ Charlene	RSA	5.562 (29)	11.346 5.784 (30)	63,458
31	285	BASOVA Liubov	UKR	5.584 (30)	11.379 5.795 (31)	63,274
32	119	KANKOVSKA Sara	CZE	5.588 (32)	11.393 5.805 (33)	63,197
33	204	KIM Soohyun	KOR	5.600 (34)	11.402 5.802 (32)	63,147
34	130	CALVO BARBERO Tania	ESP	5.594 (33)	11.423 5.829 (36)	63,031
35	131	CASAS ROIGE Helena	ESP	5.616 (35)	11.430 5.814 (34)	62,992
36	213	MUSTAPA Fatehah	MAS	5.629 (36)	11.460 5.831 (37)	62,827
37	78	DEGRENDELE Nicky	BEL	5.641 (38)	11.463 5.822 (35)	62,811
38	162	LI Yin Yin	HKS	5.632 (37)	11.496 5.864 (38)	62,630
39	279	WANG Tzu Chun	TPE	5.684 (39)	11.556 5.872 (39)	62,305

**Progression rule:**

Top 4 riders qualify for 1/8 Finals. 5th to 28th places qualify for 1/16 Finals.

Communiqué approved by the Secretary of the Commissaires Panel:



**29 November-1 December 2019**
**Communiqué no. 100**

**Women's Sprint / Vitesse femmes**  
**Qualifying / Qualifications**  
**Start List / Liste de départ**

Sat 30 Nov 2019 - Race distance: 200m flying start (3,5 laps)

<b>World Record</b>	10.154 MITCHELL Kelsey	CAN Cochabamba (BOL)	4 SEP 2019
---------------------	------------------------	----------------------	------------

Order	Race Number	Name	Team Code	Time
1	204	KIM Soohyun	KOR	_____
2	226	van der PEET Steffie	NED	_____
3	248	SIBIAK Nikola	POL	_____
4	263	ANTONOVA Natalia	RUS	_____
5	264	GNIDENKO Ekaterina	RUS	_____
6	119	KANKOVSKA Sara	CZE	_____
7	219	SALAZAR VALLES Jessica	MEX	_____
8	234	ANDREWS Ellesse	NZL	_____
9	279	WANG Tzu Chun	TPE	_____
10	115	GUO Yufang	CYT	_____
11	147	GRABOSCH Pauline Sophie	GER	_____
12	78	DEGRENDELE Nicky	BEL	_____
13	285	BASOVA Liubov	UKR	_____
14	213	MUSTAPA Fatehah	MAS	_____
15	103	LIN Junhong	CHN	_____
16	131	CASAS ROIGE Helena	ESP	_____
17	162	LI Yin Yin	HKS	_____
18	218	GAXIOLA GONZALEZ Luz Daniela	MEX	_____
19	253	du PREEZ Charlene	RSA	_____
20	188	OHTA Riyu	JPN	_____
21	247	LOS Urszula	POL	_____
22	224	BRASPENNINCX Shanne	NED	_____
23	123	KOBAYASHI Yuka	DSR	_____
24	276	CAPEWELL Sophie	TIN	_____
25	182	VECE Miriam	ITA	_____
26	165	PUTRI Crismonita Dwi	INA	_____
27	210	MAROZAITE Migle	LTU	_____
28	75	van RIESSEN Laurine	BCC	_____
29	130	CALVO BARBERO Tania	ESP	_____
30	250	MITCHELL Kelsey	PTM	_____
31	266	HANSEN Natasha	SUB	_____
32	89	GENEST Lauriane	CAN	_____

29 November-1 December 2019

Communiqué no. 100

**Women's Sprint / Vitesse femmes**  
**Qualifying / Qualifications**  
**Start List / Liste de départ**

Sat 30 Nov 2019 - Race distance: 200m flying start (3,5 laps)

Order	Race Number	Name	Team Code	Time
33	161	LEE Hoi Yan Jessica	HKS	_____
34	291	MARQUARDT Mandy	USA	_____
35	149	HINZE Emma	GER	_____
36	209	KRUPECKAITE Simona	LTU	_____
37	107	ZHONG Tianshi	CHN	_____
38	289	STARIKOVA Olena	UKR	_____
39	157	LEE Wai Sze	HKG	_____

**Progression rule:**

Top 4 riders qualify for 1/8 Finals. 5th to 28th places qualify for 1/16 Finals.

Communiqué approved by the Secretary of the Commissaires Panel:

**29 November-1 December 2019**
**Communiqué no. 122**
**Women's Keirin / Keirin femmes**
**World Cup Standings / Classement coupe du monde**

As of SUN 1 DEC 2019

<b>Event No 1</b>	Minsk (BLR)	1-3 NOV 2019
<b>Event No 2</b>	Glasgow (GBR)	8-10 NOV 2019
<b>Event No 3</b>	Hong-Kong (HKG)	29 NOV-1 DEC 2019
<b>Event No 4</b>	Cambridge (NZL)	6-8 DEC 2019
<b>Event No 5</b>	Brisbane (AUS)	13-15 DEC 2019
<b>Event No 6</b>	Milton (CAN)	24-26 JAN 2020

Rank	Name	Team Code	Event No 1	Event No 2	Event No 3	Event No 4	Event No 5	Event No 6	Total Points
1	HINZE Emma	GER	500,0	450,0	375,0				1325,0
2	LEE Hyejin	KOR	450,0	175,0	500,0				1125,0
3	LEE Wai Sze	HKG	350,0	275,0	350,0				975,0
4	GROS Mathilde	FRA	450,0	400,0					850,0
5	LOS Urszula	POL	175,0	375,0	300,0				850,0
6	MARCHANT Katy	GBR	205,0	500,0					705,0
7	ZHONG Tianshi	CHN	325,0	175,0	190,0				690,0
8	BASOVA Liubov	UKR		205,0	450,0				655,0
9	BAYONA PINEDA Martha	COL	375,0	175,0					550,0
10	BRASPENNINCX Shanne	NED		225,0	325,0				550,0
11	FRIEDRICH Lea Sophie	ERD	300,0	250,0					550,0
12	van RIESEN Laurine	NED	175,0	190,0	175,0				540,0
13	DWI PUTRI Crismonita	INA	250,0	175,0	100,0				525,0
14	CAPEWELL Sophie	TIN	175,0	100,0	175,0				450,0
15	OHTA Riyu	JPN	225,0	100,0	100,0				425,0
16	KOBAYASHI Yuka	DSR			400,0				400,0
17	STEWART Robyn	IRL	275,0	100,0					375,0
18	SHMELEVA Daria	RVL	1,0	350,0					351,0
19	KRUPECKAITE Simona	LTU	175,0	1,0	175,0				351,0
20	MUSTAPA Fatehah	MAS	175,0		175,0				350,0
21	BISSOLATI Elena	ITA		325,0	1,0				326,0
22	WARD Caitlin	AUS		300,0					300,0
23	KANKOVSKA Sara	CZE	175,0	1,0	100,0				276,0
24	LEE Hoi Yan Jessica	HKS	100,0	175,0	1,0				276,0
25	HANSEN Natasha	SUB			275,0				275,0
26	GENEST Lauriane	CAN			250,0				250,0
27	MITCHELL Kelsey	PTM			225,0				225,0
28	ANTONOVA Natalia	RUS			205,0				205,0
29	DEGRENDELE Nicky	BCC	100,0	100,0	1,0				201,0
30	WANG Tzu Chun	TPE	1,0	100,0	100,0				201,0
31	CASAS ROIGE Helena	ESP	100,0	1,0	100,0				201,0
32	VOINOVA Anastasiia	RUS	190,0						190,0
33	GUO Yufang	CYT		1,0	175,0				176,0
34	ANDREWS Ellesse	NZL			175,0				175,0
35	GODBY Madalyn	USA		175,0					175,0
36	du PREEZ Charlene	RSA	100,0	1,0	1,0				102,0
37	MARQUARDT Mandy	USA	100,0		1,0				101,0
38	RODRIGUEZ Nicole	GUA	1,0	100,0					101,0
39	ROSIDI Anis Amira	SDF	100,0	1,0					101,0

29 November-1 December 2019

Communiqué no. 122

**Women's Keirin / Keirin femmes**
**World Cup Standings / Classement coupe du monde**

As of SUN 1 DEC 2019

Rank	Name	Team Code	Event No 1	Event No 2	Event No 3	Event No 4	Event No 5	Event No 6	Total Points
40	GAXIOLA GONZALEZ Luz Daniela	MEX			100,0				100,0
41	PALMER Dahlia	JAM		1,0					1,0
42	MIADZVETSKAYA Dziyana	BLR	1,0						1,0
42	VECE Miriam	ITA	1,0						1,0

29 November-1 December 2019

Communiqué no. 121

**Women's Keirin / Keirin femmes**
**Final Classification / Classement final**

Sun 1 Dec 2019 - Race distance: 6 laps

Rank	Race Number	Name	Team Code	Time Behind
------	-------------	------	-----------	-------------

**Final 1-6**

 200m Time: 11.765  
 Average Speed: 61,198km/h

1	205	LEE Hyejin	KOR	
2	285	BASOVA Liubov	UKR	+0.073
3	123	KOBAYASHI Yuka	DSR	+0.089
4	149	HINZE Emma	GER	+0.111
5	157	LEE Wai Sze	HKG	+0.191
6	224	BRASPENNINCX Shanne	NED	+0.195

**Final 7-12**

 200m Time: 11.332  
 Average Speed: 63,537km/h

7	247	LOS Urszula	POL	
8	266	HANSEN Natasha	SUB	+0.015
9	89	GENEST Lauriane	CAN	+0.146
10	250	MITCHELL Kelsey	PTM	+0.157
11	263	ANTONOVA Natalia	RUS	+0.375
12	107	ZHONG Tianshi	CHN	+0.944

**Did not qualify from Repechages**

13	75	van RIESSEN Laurine	BCC	
13	115	GUO Yufang	CYT	
13	209	KRUPECKAITE Simona	LTU	
13	213	MUSTAPA Fatehah	MAS	
13	234	ANDREWS Ellesse	NZL	
13	276	CAPEWELL Sophie	TIN	
19	119	KANKOVSKA Sara	CZE	
19	131	CASAS ROIGE Helena	ESP	
19	165	PUTRI Crismonita Dwi	INA	
19	188	OHTA Riyu	JPN	
19	218	GAXIOLA GONZALEZ Luz Daniela	MEX	
19	279	WANG Tzu Chun	TPE	
25	78	DEGRENDELE Nicky	BEL	
25	161	LEE Hoi Yan Jessica	HKS	
25	179	BISSOLATI Elena	ITA	
25	253	du PREEZ Charlene	RSA	
25	291	MARQUARDT Mandy	USA	

Communiqué approved by the Secretary of the Commissaires Panel:

29 November-1 December 2019

Communiqué no. 120

**Women's Keirin / Keirin femmes**  
**Finals / Finales**  
**Start List / Liste de départ**  
 Sun 1 Dec 2019 - Race distance: 6 laps

Race Number	Name	Team Code
<b>Final 7-12</b>		
89	GENEST Lauriane	CAN
107	ZHONG Tianshi	CHN
247	LOS Urszula	POL
250	MITCHELL Kelsey	PTM
263	ANTONOVA Natalia	RUS
266	HANSEN Natasha	SUB
<b>Final 1-6</b>		
123	KOBAYASHI Yuka	DSR
149	HINZE Emma	GER
157	LEE Wai Sze	HKG
205	LEE Hyejin	KOR
224	BRASPENNINCX Shanne	NED
285	BASOVA Liubov	UKR

Communiqué approved by the Secretary of the Commissaires Panel:



29 November-1 December 2019

Communiqué no. 119

**Women's Keirin / Keirin femmes**  
**Second Round / Deuxième tour**  
**Results / Résultats**

Sun 1 Dec 2019 - Race distance: 6 laps

Rank	Race Number	Name	Team Code	Time Behind
------	-------------	------	-----------	-------------

**Heat 1**

200m Time: 11.039  
 Average Speed: 65,223km/h

1	205	LEE Hyejin	KOR	
2	224	BRASPENNINCX Shanne	NED	+0.248
3	157	LEE Wai Sze	HKG	+0.307
4	247	LOS Urszula	POL	+0.320
5	266	HANSEN Natasha	SUB	+0.453
6	107	ZHONG Tianshi	CHN	+1.002

**Heat 2**

200m Time: 11.085  
 Average Speed: 64,953km/h

1	149	HINZE Emma	GER	
2	285	BASOVA Liubov	UKR	+0.092
3	123	KOBAYASHI Yuka	DSR	+0.119
4	89	GENEST Lauriane	CAN	+0.425
5	263	ANTONOVA Natalia	RUS	+0.555
6	250	MITCHELL Kelsey	PTM	+0.851

**Progression rule:**

The first three riders in each heat qualify to Final 1-6, all other riders advance to Final 7-12.

Communiqué approved by the Secretary of the Commissaires Panel:

.....

29 November-1 December 2019

Communiqué no. 118

**Women's Keirin / Keirin femmes**  
**Second Round / Deuxième tour**  
**Start List / Liste de départ**

Sun 1 Dec 2019 - Race distance: 6 laps

Race Number	Name	Team Code
<b>Heat 1</b>		
107	ZHONG Tianshi	CHN
157	LEE Wai Sze	HKG
205	LEE Hyejin	KOR
224	BRASPENNINCX Shanne	NED
247	LOS Urszula	POL
266	HANSEN Natasha	SUB
<b>Heat 2</b>		
89	GENEST Lauriane	CAN
123	KOBAYASHI Yuka	DSR
149	HINZE Emma	GER
250	MITCHELL Kelsey	PTM
263	ANTONOVA Natalia	RUS
285	BASOVA Liubov	UKR

**Progression rule:**

The first three riders in each heat qualify to Final 1-6, all other riders advance to Final 7-12.

Communiqué approved by the Secretary of the Commissaires Panel:

29 November-1 December 2019

Communiqué no. 117

**Women's Keirin / Keirin femmes**  
**First Round Repechage / Repêchage premier tour**  
**Results / Résultats**

Sun 1 Dec 2019 - Race distance: 6 laps

Rank	Race Number	Name	Team Code	Time Behind
200m Time: 11.137 Average Speed: 64,649km/h				
<b>Heat 1</b>				
1	89	<b>GENEST Lauriane</b>	<b>CAN</b>	
2	115	GUO Yufang	CYT	+0.285
3	119	KANKOVSKA Sara	CZE	+0.574
4	253	du PREEZ Charlene	RSA	+0.692
200m Time: 11.476 Average Speed: 62,740km/h				
<b>Heat 2</b>				
1	247	<b>LOS Urszula</b>	<b>POL</b>	
2	209	KRUPECKAITE Simona	LTU	+0.020
3	131	CASAS ROIGE Helena	ESP	+0.207
4	161	LEE Hoi Yan Jessica	HKS	+0.251
200m Time: 11.101 Average Speed: 64,859km/h				
<b>Heat 3</b>				
1	205	<b>LEE Hyejin</b>	<b>KOR</b>	
2	213	MUSTAPA Fatehah	MAS	+0.088
3	188	OHTA Riyu	JPN	+0.244
4	179	BISSOLATI Elena	ITA	+0.277
200m Time: 11.456 Average Speed: 62,849km/h				
<b>Heat 4</b>				
1	250	<b>MITCHELL Kelsey</b>	<b>PTM</b>	
2	234	ANDREWS Ellesse	NZL	+0.126
3	165	PUTRI Crismonita Dwi	INA	+0.161
4	291	MARQUARDT Mandy	USA	+0.309
200m Time: 11.248 Average Speed: 64,011km/h				
<b>Heat 5</b>				
1	263	<b>ANTONOVA Natalia</b>	<b>RUS</b>	
2	276	CAPEWELL Sophie	TIN	+0.216
3	218	GAXIOLA GONZALEZ Luz Daniela	MEX	+0.275
200m Time: 11.172 Average Speed: 64,447km/h				
<b>Heat 6</b>				
1	266	<b>HANSEN Natasha</b>	<b>SUB</b>	
2	75	van RIESSEN Laurine	BCC	+0.214
3	279	WANG Tzu Chun	TPE	+0.783
4	78	DEGRENDELE Nicky	BEL	+0.835

29 November-1 December 2019

Communiqué no. 117

**Women's Keirin / Keirin femmes  
First Round Repechage / Repêchage premier tour  
Results / Résultats**

Sun 1 Dec 2019 - Race distance: 6 laps

Rank	Race Number	Name	Team Code	Time Behind
------	-------------	------	-----------	-------------

**Progression rule:**

The first rider in each heat qualify to 2nd Round.

Communiqué approved by the Secretary of the Commissaires Panel:  
.....

29 November-1 December 2019

Communiqué no. 116

**Women's Keirin / Keirin femmes**  
**First Round Repechage / Repêchage premier tour**  
**Start List / Liste de départ**  
 Sun 1 Dec 2019 - Race distance: 6 laps

Race Number	Name	Team Code
<b>Heat 1</b>		
89	GENEST Lauriane	CAN
115	GUO Yufang	CYT
119	KANKOVSKA Sara	CZE
253	du PREEZ Charlene	RSA
<b>Heat 2</b>		
131	CASAS ROIGE Helena	ESP
161	LEE Hoi Yan Jessica	HKS
209	KRUPECKAITE Simona	LTU
247	LOS Urszula	POL
<b>Heat 3</b>		
179	BISSOLATI Elena	ITA
188	OHTA Riyu	JPN
205	LEE Hyejin	KOR
213	MUSTAPA Fatehah	MAS
<b>Heat 4</b>		
165	PUTRI Crismonita Dwi	INA
234	ANDREWS Ellesse	NZL
250	MITCHELL Kelsey	PTM
291	MARQUARDT Mandy	USA
<b>Heat 5</b>		
218	GAXIOLA GONZALEZ Luz Daniela	MEX
263	ANTONOVA Natalia	RUS
276	CAPEWELL Sophie	TIN
<b>Heat 6</b>		
75	van RIESSEN Laurine	BCC
78 w	DEGRENDELE Nicky	BEL
266	HANSEN Natasha	SUB
279	WANG Tzu Chun	TPE

**Progression rule:**

The first rider in each heat qualify to 2nd Round.

29 November-1 December 2019

Communiqué no. 116

**Women's Keirin / Keirin femmes**  
**First Round Repechage / Repêchage premier tour**  
**Start List / Liste de départ**  
Sun 1 Dec 2019 - Race distance: 6 laps

Race Number	Name	Team Code
-------------	------	-----------

Communiqué approved by the Secretary of the Commissaires Panel:

**LEGEND**

w Warning

[www.tissotwatches.com](http://www.tissotwatches.com)[www.uci.org](http://www.uci.org)Timing and Results provided by **TISSOT**

Report Created SUN 1 DEC 2019 13:20

Page 2/2

TITLE SPONSOR



LOCAL ORGANISER



MAIN SPONSOR



SUPPORTED BY

大型體育活動事務委員會  
Major Sports Events Committee



29 November-1 December 2019

Communiqué no. 115

**Women's Keirin / Keirin femmes**  
**First Round / Premier tour**  
**Results / Résultats**

Sun 1 Dec 2019 - Race distance: 6 laps

Rank	Race Number	Name	Team Code	Time Behind
200m Time: 11.173 Average Speed: 64,441km/h				
<b>Heat 1</b>				
1	157	<b>LEE Wai Sze</b>	<b>HKG</b>	
2	89	GENEST Lauriane	CAN	+0.068
3	75	van RIESSEN Laurine	BCC	+0.104
4	263	ANTONOVA Natalia	RUS	+0.132
5	291	MARQUARDT Mandy	USA	+0.158
200m Time: 11.458 Average Speed: 62,838km/h				
<b>Heat 2</b>				
1	285	<b>BASOVA Liubov</b>	<b>UKR</b>	
2	161	LEE Hoi Yan Jessica	HKS	+0.157
3	276	CAPEWELL Sophie	TIN	+0.325
4	250	MITCHELL Kelsey	PTM	+0.408
5	205	LEE Hyejin	KOR	REL
200m Time: 11.109 Average Speed: 64,812km/h				
<b>Heat 3</b>				
1	149	<b>HINZE Emma</b>	<b>GER</b>	
2	213	MUSTAPA Fatehah	MAS	+0.495
3	165	PUTRI Crismonita Dwi	INA	+0.526
4	179	BISSOLATI Elena	ITA	+0.668
5	209	KRUPECKAITE Simona	LTU	+0.727
200m Time: 11.426 Average Speed: 63,014km/h				
<b>Heat 4</b>				
1	224	<b>BRASPENNINCX Shanne</b>	<b>NED</b>	
2	234	ANDREWS Ellesse	NZL	+0.028
3	188	OHTA Riyu	JPN	+0.203
4	131	CASAS ROIGE Helena	ESP	+0.623
5	115	GUO Yufang	CYT	+0.667
200m Time: 11.345 Average Speed: 63,464km/h				
<b>Heat 5</b>				
1	107	<b>ZHONG Tianshi</b>	<b>CHN</b>	
2	218	GAXIOLA GONZALEZ Luz Daniela	MEX	+0.084
3	247	LOS Urszula	POL	+0.169
4	253	du PREEZ Charlene	RSA	+0.420
5	279	WANG Tzu Chun	TPE	+0.644

29 November-1 December 2019

Communiqué no. 115

**Women's Keirin / Keirin femmes**  
**First Round / Premier tour**  
**Results / Résultats**

Sun 1 Dec 2019 - Race distance: 6 laps

Rank	Race Number	Name	Team Code	Time Behind
------	-------------	------	-----------	-------------

**Heat 6**

200m Time: 11.331  
 Average Speed: 63,542km/h

1	123	<b>KOBAYASHI Yuka</b>	<b>DSR</b>	
2	78	DEGRENDELE Nicky	BEL	+0.114
3	119	KANKOVSKA Sara	CZE	+0.322
4	266	HANSEN Natasha	SUB	+0.428

**Progression rule:**

The first rider in each heat qualify to the Second round, all other riders advance to the repechages.

**No 205 LEE Hyejin (KOR)**

Relegation for irregular movement to prevent her opponent from passing  
 Déclassement pour manoeuvre illicite, faite pour empêcher son adversaire de passer

**No 78 DEGRENDELE Nicky (BEL)**

Warning for irregular movement to prevent her opponent from passing  
 Avertissement pour manoeuvre illicite, faite pour empêcher son adversaire de passer

Communiqué approved by the Secretary of the Commissaires Panel:

.....

**LEGEND**
**REL** Relegated

29 November-1 December 2019

Communiqué no. 114 Rectificatif 1

**Women's Keirin / Keirin femmes**  
**First Round / Premier tour**  
**Start List / Liste de départ**

Sun 1 Dec 2019 - Race distance: 6 laps

Race Number	Name	Team Code
<b>Heat 1</b>		
75	van RIESEN Laurine	BCC
89	GENEST Lauriane	CAN
157	LEE Wai Sze	HKG
263	ANTONOVA Natalia	RUS
291	MARQUARDT Mandy	USA
<b>Heat 2</b>		
161	LEE Hoi Yan Jessica	HKS
205	LEE Hyejin	KOR
250	MITCHELL Kelsey	PTM
276	CAPEWELL Sophie	TIN
285	BASOVA Liubov	UKR
<b>Heat 3</b>		
149	HINZE Emma	GER
165	PUTRI Crismonita Dwi	INA
179	BISSOLATI Elena	ITA
209	KRUPECKAITE Simona	LTU
213	MUSTAPA Fatehah	MAS
<b>Heat 4</b>		
115	GUO Yufang	CYT
131	CASAS ROIGE Helena	ESP
188	OHTA Riyu	JPN
224	BRASPENNINCX Shanne	NED
234	ANDREWS Ellesse	NZL
<b>Heat 5</b>		
107	ZHONG Tianshi	CHN
218	GAXIOLA GONZALEZ Luz Daniela	MEX
247	LOS Urszula	POL
253	du PREEZ Charlene	RSA
279	WANG Tzu Chun	TPE
<b>Heat 6</b>		
78	DEGRENDELE Nicky	BEL
119	KANKOVSKA Sara	CZE
123	KOBAYASHI Yuka	DSR
266	HANSEN Natasha	SUB

29 November-1 December 2019

Communiqué no. 114 Rectificatif 1

**Women's Keirin / Keirin femmes**  
**First Round / Premier tour**  
**Start List / Liste de départ**  
Sun 1 Dec 2019 - Race distance: 6 laps

Race Number	Name	Team Code
-------------	------	-----------

**Progression rule:**

The first rider in each heat qualify to the Second round, all other riders advance to the repechages.

Communiqué approved by the Secretary of the Commissaires Panel:  
.....

29 November-1 December 2019

Communiqué no. 129

**Women's Team Pursuit / Poursuite par équipe femmes**
**World Cup Standings / Classement coupe du monde**

As of FRI 29 NOV 2019

<b>Event No 1</b>	Minsk (BLR)	1-3 NOV 2019
<b>Event No 2</b>	Glasgow (GBR)	8-10 NOV 2019
<b>Event No 3</b>	Hong-Kong (HKG)	29 NOV-1 DEC 2019
<b>Event No 4</b>	Cambridge (NZL)	6-8 DEC 2019
<b>Event No 5</b>	Brisbane (AUS)	13-15 DEC 2019
<b>Event No 6</b>	Milton (CAN)	24-26 JAN 2020

Rank	Name	Team Code	Event No 1	Event No 2	Event No 3	Event No 4	Event No 5	Event No 6	Total Points
1	GERMANY	GER	900,0	900,0	750,0				2550,0
2	ITALY	ITA	800,0	800,0	700,0				2300,0
3	BELGIUM	BEL	650,0	700,0	900,0				2250,0
4	GREAT BRITAIN	GBR	700,0	1000,0					1700,0
5	FRANCE	FRA	750,0	750,0					1500,0
6	IRELAND	IRL	600,0	600,0					1200,0
7	POLAND	POL	550,0	550,0					1100,0
8	NEW ZEALAND	NZL			1000,0				1000,0
9	UNITED STATES OF AMERICA	USA	1000,0						1000,0
10	KOREA	KOR			800,0				800,0
11	JAPAN	JPN			650,0				650,0
12	AUSTRALIA	AUS		650,0					650,0
13	PEOPLE'S REPUBLIC OF CHINA	CHN			600,0				600,0
14	RUSSIAN FEDERATION	RUS	500,0						500,0
15	BELARUS	BLR	450,0						450,0
16	UKRAINE	UKR	410,0						410,0

29 November-1 December 2019

Communiqué no. 128

**Women's Team Pursuit / Poursuite par équipe femmes**
**Final Classification / Classement final**

<b>World Record</b>	4:10.236	GBR - Great Britain	Rio de Janeiro (BRA)	13 AUG 2016
---------------------	----------	---------------------	----------------------	-------------

Rank	Team / Name	1000m	2000m 1000-2000	3000m 2000-3000	Time 3000-4000	Average Speed km/h
------	-------------	-------	--------------------	--------------------	-------------------	--------------------------

**Final for Gold**

<b>GOLD</b>	<b>1 NZL - New Zealand</b>	1:10.287 (2)	2:13.319 (2)	3:16.654 (2)	<b>4:19.653</b>	55,459
	52 DRUMMOND Michaela		1:03.032 (2)	1:03.335 (1)	1:02.999 (1)	
	236 SHEARMAN Emily	(X)				
	237 SHIELDS Nicole					
	238 WOLLASTON Ally					
	53 HODGES Jessie	(R)				

<b>SILVER</b>	<b>2 BEL - Belgium</b>	1:09.261 (1)	2:12.065 (1)	3:16.027 (1)	<b>4:20.497</b>	55,279
	6 D'HOORE Jolien		1:02.804 (1)	1:03.962 (2)	1:04.470 (2)	
	7 KOPECKY Lotte					
	76 BOSSUYT Shari					
	79 DOM Annelies	(X)				
	77 CROKET Gilke	(R)				

**Final for Bronze**

<b>BRONZE</b>	<b>3 KOR - Republic of Korea</b>	1:10.206 (1)	2:14.762 (1)	3:20.226 (1)	<b>4:27.617</b>	53,808
	201 JANG Suji		1:04.556 (1)	1:05.464 (1)	1:07.391 (2)	
	202 KANG Hyunkyung	(X)				
	206 LEE Jumi					
	207 NA Ahreum					
	<b>4 GER - Germany</b>	1:11.866 (2)	2:16.877 (2)	3:23.024 (2)	<b>4:27.975</b>	53,736
	148 HECHLER Katharina		1:05.011 (2)	1:06.147 (2)	1:04.951 (1)	
	151 REISSNER Lena Charlotte					
	152 SUSSEMILCH Laura	(X)				
	153 TEUTENBERG Lea Lin					

**Placed after First Round**
**5 ITA - Italy**

38 BARBIERI Rachele  
39 CONSONNI Chiara  
180 FIDANZA Martina  
181 GUAZZINI Vittoria

**6 JPN - Japan**

41 KAJIHARA Yumi  
189 SUZUKI Nao  
190 UWANO Minami  
191 YOSHIKAWA Miho  
40 FURUYAMA Kie (R)

**7 CHN - China**

17 LIU Jiali  
100 CAO Yuan  
102 HUANG Zhilin  
106 ZHANG Ying  
104 SHEN Shanrong (R)



29 November-1 December 2019

Communiqué no. 128

**Women's Team Pursuit / Poursuite par équipe femmes**
**Final Classification / Classement final**

Rank	Team / Name	1000m	2000m 1000-2000	3000m 2000-3000	Time 3000-4000	Average Speed km/h
------	-------------	-------	--------------------	--------------------	-------------------	--------------------------

Communiqué approved by the Secretary of the Commissaires Panel:

<b>LEGEND</b>		
<b>(X)</b>	Rider pulled out before the finish	<b>R</b> Replaced

29 November-1 December 2019

**Women's Team Pursuit / Poursuite par équipe femmes**  
**Finals / Finales**  
**Race Analysis / Analyse de la course**

**GOLD**

Distance	BEL - Belgium			Lap	Distance	NZL - New Zealand		
	Time	Rank	Lap Time			Time	Rank	Lap Time
125m	14.100	1			125m	14.407	2	
250m	22.298	1	22.298	1	250m	22.911	2	22.911
375m	30.123	1			375m	30.926	2	
500m	37.816	1	15.518	2	500m	38.829	2	15.918
625m	45.674	1			625m	46.848	2	
750m	53.472	1	15.656	3	750m	54.650	2	15.821
875m	1:01.305	1			875m	1:02.465	2	
1000m	1:09.261	1	15.789	4	1000m	1:10.287	2	15.637
1125m	1:16.966	1			1125m	1:17.952	2	
1250m	1:24.665	1	15.404	5	1250m	1:25.623	2	15.336
1375m	1:32.386	1			1375m	1:33.465	2	
1500m	1:40.205	1	15.540	6	1500m	1:41.476	2	15.853
1625m	1:48.267	1			1625m	1:49.446	2	
1750m	1:56.139	1	15.934	7	1750m	1:57.455	2	15.979
1875m	2:04.006	1			1875m	2:05.380	2	
2000m	2:12.065	1	15.926	8	2000m	2:13.319	2	15.864
2125m	2:19.991	1			2125m	2:21.209	2	
2250m	2:28.065	1	16.000	9	2250m	2:29.228	2	15.909
2375m	2:36.015	1			2375m	2:37.113	2	
2500m	2:43.950	1	15.885	10	2500m	2:45.003	2	15.775
2625m	2:52.022	1			2625m	2:52.881	2	
2750m	3:00.014	1	16.064	11	2750m	3:00.913	2	15.910
2875m	3:08.006	1			2875m	3:08.776	2	
3000m	3:16.027	1	16.013	12	3000m	3:16.654	2	15.741
3125m	3:24.118	1			3125m	3:24.645	2	
3250m	3:32.409	2	16.382	13	3250m	3:32.369	1	15.715
3375m	3:40.354	2			3375m	3:40.206	1	
3500m	3:48.329	2	15.920	14	3500m	3:48.064	1	15.695
3625m	3:56.375	2			3625m	3:55.945	1	
3750m	4:04.625	2	16.296	15	3750m	4:04.047	1	15.983
3875m	4:12.541	2			3875m	4:11.903	1	
4000m	4:20.497	2	15.872	16	4000m	4:19.653	1	15.606

29 November-1 December 2019

**Women's Team Pursuit / Poursuite par équipe femmes**  
**Finals / Finales**  
**Race Analysis / Analyse de la course**

**BRONZE**

KOR - Republic of Korea					Lap	GER - Germany				
Distance	Time	Rank	Lap Time	Distance		Time	Rank	Lap Time		
125m	14.140	1			125m	14.660	2			
250m	22.606	1	22.606	1	250m	23.533	2	23.533		
375m	30.729	1			375m	31.580	2			
500m	38.581	1	15.975	2	500m	39.518	2	15.985		
625m	46.403	1			625m	47.444	2			
750m	54.322	1	15.741	3	750m	55.547	2	16.029		
875m	1:02.229	1			875m	1:03.827	2			
1000m	1:10.206	1	15.884	4	1000m	1:11.866	2	16.319		
1125m	1:18.316	1			1125m	1:19.888	2			
1250m	1:26.289	1	16.083	5	1250m	1:27.883	2	16.017		
1375m	1:34.249	1			1375m	1:35.938	2			
1500m	1:42.325	1	16.036	6	1500m	1:44.098	2	16.215		
1625m	1:50.351	1			1625m	1:52.193	2			
1750m	1:58.408	1	16.083	7	1750m	2:00.369	2	16.271		
1875m	2:06.497	1			1875m	2:08.713	2			
2000m	2:14.762	1	16.354	8	2000m	2:16.877	2	16.508		
2125m	2:22.752	1			2125m	2:25.142	2			
2250m	2:30.722	1	15.960	9	2250m	2:33.641	2	16.764		
2375m	2:38.734	1			2375m	2:41.906	2			
2500m	2:46.958	1	16.236	10	2500m	2:50.189	2	16.548		
2625m	2:55.112	1			2625m	2:58.646	2			
2750m	3:03.356	1	16.398	11	2750m	3:06.825	2	16.636		
2875m	3:11.719	1			2875m	3:14.945	2			
3000m	3:20.226	1	16.870	12	3000m	3:23.024	2	16.199		
3125m	3:28.508	1			3125m	3:31.087	2			
3250m	3:36.933	1	16.707	13	3250m	3:39.140	2	16.116		
3375m	3:45.203	1			3375m	3:47.157	2			
3500m	3:53.506	1	16.573	14	3500m	3:55.183	2	16.043		
3625m	4:01.801	1			3625m	4:03.382	2			
3750m	4:10.211	1	16.705	15	3750m	4:11.518	2	16.335		
3875m	4:18.780	1			3875m	4:19.738	2			
4000m	4:27.617	3	17.406	16	4000m	4:27.975	4	16.457		

Communiqué approved by the Secretary of the Commissaires Panel:

29 November-1 December 2019

Communiqué no. 127

**Women's Team Pursuit / Poursuite par équipe femmes**  
**Finals / Finales**  
**Start List / Liste de départ**

Fri 29 Nov 2019 - Race distance: 4km

<b>World Record</b>	4:10.236 GBR - Great Britain	Rio de Janeiro (BRA)	13 AUG 2016
---------------------	------------------------------	----------------------	-------------

Heat	Race Number	Team / Name	Time
<b>FOR BRONZE</b>		<b>KOR - Republic of Korea</b>	_____
	201	JANG Suji	
	202	KANG Hyunkyung	
	206	LEE Jumi	
	207	NA Ahreum	
		<b>GER - Germany</b>	_____
	148	HECHLER Katharina	
151	REISSNER Lena Charlotte		
152	SUSSEMILCH Laura		
153	TEUTENBERG Lea Lin		
<b>FOR GOLD</b>		<b>BEL - Belgium</b>	_____
	6	D'HOORE Jolien	
	7	KOPECKY Lotte	
	76	BOSSUYT Shari	
	79	DOM Annelies	
		<b>NZL - New Zealand</b>	_____
	52	DRUMMOND Michaela	
	236	SHEARMAN Emily	
	237	SHIELDS Nicole	
	238	WOLLASTON Ally	

Communiqué approved by the Secretary of the Commissaires Panel:

**Note:**

The composition of the teams may be subject to change up to 30 minutes before the start of the race.

29 November-1 December 2019

Communiqué no. 126

**Women's Team Pursuit / Poursuite par équipe femmes**  
**First Round / Premier tour**  
**Results / Résultats**

Fri 29 Nov 2019 - Race distance: 4km

<b>World Record</b>	4:10.236 GBR - Great Britain	Rio de Janeiro (BRA)	13 AUG 2016
---------------------	------------------------------	----------------------	-------------

Heat	Rank	Team / Name	1000m	2000m 1000-2000	3000m 2000-3000	Time 3000-4000	Average Speed km/h	
1	1	<b>JPN - Japan</b>	1:11.400 (1)	2:16.785 (1)	3:22.586 (1)	<b>4:30.998</b>	53,137	
		41 KAJIHARA Yumi		1:05.385 (1)	1:05.801 (1)	1:08.412 (1)		
		189 SUZUKI Nao						
		190 UWANO Minami						
		191 YOSHIKAWA Miho						(X)
		40 FURUYAMA Kie						(R)
2	1	<b>GER - Germany</b>	1:12.533 (1)	2:17.932 (1)	3:23.215 (1)	<b>4:27.454</b>	53,841	QB
		148 HECHLER Katharina		1:05.399 (1)	1:05.283 (1)	1:04.239 (1)		
		151 REISSNER Lena Charlotte						
		152 SUSSEMILCH Laura						(X)
		153 TEUTENBERG Lea Lin						
	2	<b>CHN - China</b>	1:12.676 (2)	2:19.935 (2)	3:27.108 (2)	<b>4:34.957</b>	52,372	
		17 LIU Jiali		1:07.259 (2)	1:07.173 (2)	1:07.849 (2)		
		100 CAO Yuan						
		102 HUANG Zhilin						
		106 ZHANG Ying						(X)
		104 SHEN Shanrong						(R)
3	1	<b>BEL - Belgium</b>	1:09.464 (2)	2:12.295 (1)	3:16.983 (1)	<b>4:22.246</b>	54,910	QG
		6 D'HOORE Jolien		1:02.831 (1)	1:04.688 (2)	1:05.263 (1)		
		7 KOPECKY Lotte						
		76 BOSSUYT Shari						
		79 DOM Annelies						(X)
		77 CROKET Gilke						(R)
	2	<b>ITA - Italy</b>	1:09.207 (1)	2:12.549 (2)	3:17.147 (2)	<b>4:29.545</b>	53,423	
		38 BARBIERI Rachele		1:03.342 (2)	1:04.598 (1)	1:12.398 (2)		
		39 CONSONNI Chiara						
		180 FIDANZA Martina						
		181 GUAZZINI Vittoria						

29 November-1 December 2019

Communiqué no. 126

**Women's Team Pursuit / Poursuite par équipe femmes**  
**First Round / Premier tour**  
**Results / Résultats**

Fri 29 Nov 2019 - Race distance: 4km

Heat	Rank	Team / Name	1000m	2000m 1000-2000	3000m 2000-3000	Time 3000-4000	Average Speed km/h	
4	1	<b>NZL - New Zealand</b>	1:09.409 (1)	2:11.604 (1)	3:16.404 (1)	<b>4:24.999</b>	54,340	QG
		52 DRUMMOND Michaela		1:02.195 (1)	1:04.800 (1)	1:08.595 (2)		
		236 SHEARMAN Emily						
		237 SHIELDS Nicole						
		238 WOLLASTON Ally						(X)
		53 HODGES Jessie						(R)
	2	<b>KOR - Republic of Korea</b>	1:09.963 (2)	2:14.415 (2)	3:19.822 (2)	<b>4:26.983</b>	53,936	QB
		201 JANG Suji		1:04.452 (2)	1:05.407 (2)	1:07.161 (1)		
		202 KANG Hyunkyung						(X)
		206 LEE Jumi						
		207 NA Ahreum						

**Progression rule:**

The winners of heats 3 and 4 in the First round ride the final for the gold and silver medals.

The remaining six teams will be ranked by their times in the First round and will be paired as follows:

The two fastest teams ride the final for the bronze medal.

Communiqué approved by the Secretary of the Commissaires Panel:

**LEGEND**

 (X) Rider pulled out before the finish      **QB** Qualified for Bronze      **QG** Qualified for Gold      **R** Replaced



29 November-1 December 2019

**Women's Team Pursuit / Poursuite par équipe femmes**  
**First Round / Premier tour**  
**Race Analysis / Analyse de la course**

**Heat 1**

Distance	JPN - Japan		Lap Time	Lap	
	Time	Rank			
125m	14.218	1			125m
250m	22.709	1	22.709	1	250m
375m	30.843	1			375m
500m	38.920	1	16.211	2	500m
625m	47.091	1			625m
750m	55.155	1	16.235	3	750m
875m	1:03.313	1			875m
1000m	1:11.400	1	16.245	4	1000m
1125m	1:19.699	1			1125m
1250m	1:27.779	1	16.379	5	1250m
1375m	1:35.913	1			1375m
1500m	1:44.049	1	16.270	6	1500m
1625m	1:52.344	1			1625m
1750m	2:00.477	1	16.428	7	1750m
1875m	2:08.591	1			1875m
2000m	2:16.785	1	16.308	8	2000m
2125m	2:25.145	1			2125m
2250m	2:33.439	1	16.654	9	2250m
2375m	2:41.672	1			2375m
2500m	2:49.907	1	16.468	10	2500m
2625m	2:58.236	1			2625m
2750m	3:06.391	1	16.484	11	2750m
2875m	3:14.478	1			2875m
3000m	3:22.586	1	16.195	12	3000m
3125m	3:30.954	1			3125m
3250m	3:39.361	1	16.775	13	3250m
3375m	3:47.929	1			3375m
3500m	3:56.810	1	17.449	14	3500m
3625m	4:05.872	1			3625m
3750m	4:14.445	1	17.635	15	3750m
3875m	4:22.644	1			3875m
4000m	4:30.998	1	16.553	16	4000m

29 November-1 December 2019

**Women's Team Pursuit / Poursuite par équipe femmes**  
**First Round / Premier tour**  
**Race Analysis / Analyse de la course**

**Heat 2**

GER - Germany				Lap	CHN - China			
Distance	Time	Rank	Lap Time		Distance	Time	Rank	Lap Time
125m	14.573	1			125m	14.743	2	
250m	23.529	2	23.529	1	250m	23.313	1	23.313
375m	31.689	2			375m	31.628	1	
500m	39.788	2	16.259	2	500m	39.666	1	16.353
625m	47.832	1			625m	47.905	2	
750m	56.013	1	16.225	3	750m	56.121	2	16.455
875m	1:04.430	1			875m	1:04.447	2	
1000m	1:12.533	1	16.520	4	1000m	1:12.676	2	16.555
1125m	1:20.610	1			1125m	1:21.114	2	
1250m	1:28.630	1	16.097	5	1250m	1:29.478	2	16.802
1375m	1:36.698	1			1375m	1:37.974	2	
1500m	1:44.971	1	16.341	6	1500m	1:46.227	2	16.749
1625m	1:53.195	1			1625m	1:54.681	2	
1750m	2:01.436	1	16.465	7	1750m	2:03.033	2	16.806
1875m	2:09.803	1			1875m	2:11.499	2	
2000m	2:17.932	1	16.496	8	2000m	2:19.935	2	16.902
2125m	2:26.006	1			2125m	2:28.490	2	
2250m	2:34.198	1	16.266	9	2250m	2:36.938	2	17.003
2375m	2:42.320	1			2375m	2:45.426	2	
2500m	2:50.451	1	16.253	10	2500m	2:53.695	2	16.757
2625m	2:58.624	1			2625m	3:01.940	2	
2750m	3:07.022	1	16.571	11	2750m	3:10.415	2	16.720
2875m	3:15.158	1			2875m	3:18.753	2	
3000m	3:23.215	1	16.193	12	3000m	3:27.108	2	16.693
3125m	3:31.302	1			3125m	3:35.544	2	
3250m	3:39.349	1	16.134	13	3250m	3:43.902	2	16.794
3375m	3:47.385	1			3375m	3:52.448	2	
3500m	3:55.429	1	16.080	14	3500m	4:00.832	2	16.930
3625m	4:03.451	1			3625m	4:09.369	2	
3750m	4:11.555	1	16.126	15	3750m	4:17.801	2	16.969
3875m	4:19.511	1			3875m	4:26.429	2	
4000m	4:27.454	1	15.899	16	4000m	4:34.957	2	17.156

29 November-1 December 2019

**Women's Team Pursuit / Poursuite par équipe femmes**  
**First Round / Premier tour**  
**Race Analysis / Analyse de la course**

**Heat 3**

ITA - Italy					BEL - Belgium				
Distance	Time	Rank	Lap Time	Lap	Distance	Time	Rank	Lap Time	
125m	14.242	2			125m	14.057	1		
250m	22.588	2	22.588	1	250m	22.226	1	22.226	
375m	30.440	2			375m	30.016	1		
500m	38.257	2	15.669	2	500m	37.743	1	15.517	
625m	45.915	2			625m	45.621	1		
750m	53.636	2	15.379	3	750m	53.523	1	15.780	
875m	1:01.474	1			875m	1:01.493	2		
1000m	1:09.207	1	15.571	4	1000m	1:09.464	2	15.941	
1125m	1:16.935	1			1125m	1:17.511	2		
1250m	1:24.793	1	15.586	5	1250m	1:25.300	2	15.836	
1375m	1:32.755	1			1375m	1:32.995	2		
1500m	1:40.623	1	15.830	6	1500m	1:40.682	2	15.382	
1625m	1:48.544	2			1625m	1:48.439	1		
1750m	1:56.586	2	15.963	7	1750m	1:56.448	1	15.766	
1875m	2:04.466	2			1875m	2:04.352	1		
2000m	2:12.549	2	15.963	8	2000m	2:12.295	1	15.847	
2125m	2:20.516	2			2125m	2:20.313	1		
2250m	2:28.534	2	15.985	9	2250m	2:28.498	1	16.203	
2375m	2:36.628	2			2375m	2:36.465	1		
2500m	2:44.632	2	16.098	10	2500m	2:44.605	1	16.107	
2625m	2:52.612	1			2625m	2:52.755	2		
2750m	3:00.808	1	16.176	11	2750m	3:01.065	2	16.460	
2875m	3:08.898	1			2875m	3:09.015	2		
3000m	3:17.147	2	16.339	12	3000m	3:16.983	1	15.918	
3125m	3:25.521	2			3125m	3:24.973	1		
3250m	3:33.926	2	16.779	13	3250m	3:33.175	1	16.192	
3375m	3:42.372	2			3375m	3:41.255	1		
3500m	3:51.065	2	17.139	14	3500m	3:49.449	1	16.274	
3625m	4:00.160	2			3625m	3:57.643	1		
3750m	4:09.621	2	18.556	15	3750m	4:06.026	1	16.577	
3875m	4:19.441	2			3875m	4:14.116	1		
4000m	4:29.545	2	19.924	16	4000m	4:22.246	1	16.220	

29 November-1 December 2019

**Women's Team Pursuit / Poursuite par équipe femmes**  
**First Round / Premier tour**  
**Race Analysis / Analyse de la course**

**Heat 4**

NZL - New Zealand					KOR - Republic of Korea				
Distance	Time	Rank	Lap Time	Lap	Distance	Time	Rank	Lap Time	
125m	14.378	2			125m	14.193	1		
250m	22.643	2	22.643	1	250m	22.488	1	22.488	
375m	30.343	1			375m	30.574	2		
500m	38.041	1	15.398	2	500m	38.349	2	15.861	
625m	45.948	1			625m	46.128	2		
750m	53.686	1	15.645	3	750m	54.049	2	15.700	
875m	1:01.485	1			875m	1:01.966	2		
1000m	1:09.409	1	15.723	4	1000m	1:09.963	2	15.914	
1125m	1:17.208	1			1125m	1:18.090	2		
1250m	1:25.028	1	15.619	5	1250m	1:26.080	2	16.117	
1375m	1:33.042	1			1375m	1:34.029	2		
1500m	1:40.868	1	15.840	6	1500m	1:42.149	2	16.069	
1625m	1:48.521	1			1625m	1:50.133	2		
1750m	1:56.120	1	15.252	7	1750m	1:58.172	2	16.023	
1875m	2:03.927	1			1875m	2:06.410	2		
2000m	2:11.604	1	15.484	8	2000m	2:14.415	2	16.243	
2125m	2:19.546	1			2125m	2:22.382	2		
2250m	2:27.475	1	15.871	9	2250m	2:30.449	2	16.034	
2375m	2:35.550	1			2375m	2:38.754	2		
2500m	2:43.888	1	16.413	10	2500m	2:47.041	2	16.592	
2625m	2:51.972	1			2625m	2:55.415	2		
2750m	3:00.066	1	16.178	11	2750m	3:03.511	2	16.470	
2875m	3:08.195	1			2875m	3:11.608	2		
3000m	3:16.404	1	16.338	12	3000m	3:19.822	2	16.311	
3125m	3:24.805	1			3125m	3:28.196	2		
3250m	3:33.388	1	16.984	13	3250m	3:36.417	2	16.595	
3375m	3:42.078	1			3375m	3:44.636	2		
3500m	3:50.743	1	17.355	14	3500m	3:53.057	2	16.640	
3625m	3:59.361	1			3625m	4:01.727	2		
3750m	4:07.946	1	17.203	15	3750m	4:10.408	2	17.351	
3875m	4:16.501	1			3875m	4:18.647	2		
4000m	4:24.999	1	17.053	16	4000m	4:26.983	2	16.575	

Communiqué approved by the Secretary of the Commissaires Panel:

29 November-1 December 2019

Communiqué no. 125 Rectificatif 1

**Women's Team Pursuit / Poursuite par équipe femmes**
**First Round / Premier tour**
**Start List / Liste de départ**

Fri 29 Nov 2019 - Race distance: 4km

<b>World Record</b>	4:10.236 GBR - Great Britain	Rio de Janeiro (BRA)	13 AUG 2016
---------------------	------------------------------	----------------------	-------------

Heat	Race Number	Team / Name	Time
1		<b>JPN - Japan</b>	_____
	189	SUZUKI Nao	
	41	KAJIHARA Yumi	
	190	UWANO Minami	
	191	YOSHIKAWA Miho	
2		<b>GER - Germany</b>	_____
	148	HECHLER Katharina	
	151	REISSNER Lena Charlotte	
	152	SUSSEMILCH Laura	
	153	TEUTENBERG Lea Lin	
		<b>CHN - China</b>	_____
	100	CAO Yuan	
	102	HUANG Zhilin	
3		<b>ITA - Italy</b>	_____
	38	BARBIERI Rachele	
	39	CONSONNI Chiara	
	180	FIDANZA Martina	
	181	GUZZINI Vittoria	
		<b>BEL - Belgium</b>	_____
	6	D'HOORE Jolien	
	7	KOPECKY Lotte	
	76	BOSSUYT Shari	
	79	DOM Annelies	

29 November-1 December 2019

Communiqué no. 125 Rectificatif 1

**Women's Team Pursuit / Poursuite par équipe femmes**
**First Round / Premier tour**
**Start List / Liste de départ**

Fri 29 Nov 2019 - Race distance: 4km

Heat	Race Number	Team / Name	Time
4		<b>NZL - New Zealand</b>	_____
	52	DRUMMOND Michaela	
	238	WOLLASTON Ally	
	236	SHEARMAN Emily	
	237	SHIELDS Nicole	
		<b>KOR - Republic of Korea</b>	_____
	201	JANG Suji	
	202	KANG Hyunkyung	
	206	LEE Jumi	
	207	NA Ahreum	

**Progression rule:**

The winners of heats 3 and 4 in the First round ride the final for the gold and silver medals.

The remaining six teams will be ranked by their times in the First round and will be paired as follows:

The two fastest teams ride the final for the bronze medal.

Communiqué approved by the Secretary of the Commissaires Panel:

.....

**Note:**

The composition of the teams may be subject to change up to 30 minutes before the start of the race.



29 November-1 December 2019

Communiqué no. 124

**Women's Team Pursuit / Poursuite par équipe femmes**  
**Qualifying / Qualifications**  
**Results / Résultats**

Thu 28 Nov 2019 - Race distance: 4km

<b>World Record</b>	4:10.236 GBR - Great Britain	Rio de Janeiro (BRA)	13 AUG 2016
---------------------	------------------------------	----------------------	-------------

Rank	Team / Name	1000m	2000m 1000-2000	3000m 2000-3000	Time 3000-4000	Average Speed km/h
<b>1</b>	<b>NZL - New Zealand</b>	1:09.773 (1)	2:13.219 (1)	3:17.572 (1)	<b>4:26.497</b>	54,034
	52 DRUMMOND Michaela (X)		1:03.446 (1)	1:04.353 (1)	1:08.925 (5)	
	53 HODGES Jessie					
	236 SHEARMAN Emily					
	237 SHIELDS Nicole					
<b>2</b>	<b>ITA - Italy</b>	1:10.208 (2)	2:14.914 (2)	3:20.364 (3)	<b>4:26.723</b>	53,989
	38 BARBIERI Rachele (X)		1:04.706 (2)	1:05.450 (3)	1:06.359 (1)	
	39 CONSONNI Chiara					
	180 FIDANZA Martina					
	181 GUAZZINI Vittoria					
<b>3</b>	<b>BEL - Belgium</b>	1:10.222 (3)	2:15.449 (3)	3:20.269 (2)	<b>4:27.195</b>	53,893
	6 D'HOORE Jolien		1:05.227 (4)	1:04.820 (2)	1:06.926 (2)	
	7 KOPECKY Lotte					
	76 BOSSUYT Shari					
	77 CROKET Gilke (X)					
<b>4</b>	<b>KOR - Republic of Korea</b>	1:10.756 (4)	2:15.892 (4)	3:22.823 (4)	<b>4:31.845</b>	52,971
	201 JANG Suji		1:05.136 (3)	1:06.931 (5)	1:09.022 (6)	
	202 KANG Hyunkyung (X)					
	206 LEE Jumi					
	207 NA Ahreum					
<b>5</b>	<b>GER - Germany</b>	1:12.154 (6)	2:18.172 (6)	3:24.943 (5)	<b>4:32.901</b>	52,766
	148 HECHLER Katharina (X)		1:06.018 (5)	1:06.771 (4)	1:07.958 (4)	
	151 REISSNER Lena Charlotte					
	152 SUSSEMILCH Laura					
	153 TEUTENBERG Lea Lin					
<b>6</b>	<b>CHN - China</b>	1:13.522 (7)	2:21.888 (7)	3:29.743 (7)	<b>4:37.244</b>	51,940
	100 CAO Yuan		1:08.366 (7)	1:07.855 (6)	1:07.501 (3)	
	102 HUANG Zhilin					
	104 SHEN Shanrong					
	106 ZHANG Ying					
<b>7</b>	<b>JPN - Japan</b>	1:11.048 (5)	2:17.606 (5)	3:28.068 (6)	<b>4:44.904</b>	50,543
	40 FURUYAMA Kie		1:06.558 (6)	1:10.462 (7)	1:16.836 (7)	
	41 KAJIHARA Yumi					
	190 UWANO Minami (X)					
	191 YOSHIKAWA Miho					

**Progression rule:**

The seven teams recording the best times in the qualifying round will be matched in the First round as follows:

The 7th fastest team will ride alone.

The 5th fastest team against the 6th fastest team.

The 2nd fastest team against the 3rd fastest team.

The fastest team against the 4th fastest team.

29 November-1 December 2019

Communiqué no. 124

**Women's Team Pursuit / Poursuite par équipe femmes**  
**Qualifying / Qualifications**  
**Results / Résultats**

Thu 28 Nov 2019 - Race distance: 4km

Rank	Team / Name	1000m	2000m 1000-2000	3000m 2000-3000	Time 3000-4000	Average Speed km/h
------	-------------	-------	--------------------	--------------------	-------------------	--------------------------

Communiqué approved by the Secretary of the Commissaires Panel:

**LEGEND**

(X) Rider pulled out before the finish

29 November-1 December 2019

**Women's Team Pursuit / Poursuite par équipe femmes**  
**Qualifying / Qualifications**  
**Race Analysis / Analyse de la course**

Heat 1					Heat 2				
Distance	JPN - Japan		Lap Time	Lap	Distance	CHN - China		Lap Time	
	Time	Rank				Time	Rank		
125m	14.291	4			125m	15.007	7		
250m	22.746	4	22.746	1	250m	23.532	6	23.532	
375m	30.843	5			375m	31.866	7		
500m	38.864	5	16.118	2	500m	39.992	7	16.460	
625m	47.013	5			625m	48.442	7		
750m	55.043	5	16.179	3	750m	56.701	7	16.709	
875m	1:03.085	5			875m	1:05.064	7		
1000m	1:11.048	5	16.005	4	1000m	1:13.522	7	16.821	
1125m	1:19.261	5			1125m	1:22.159	7		
1250m	1:27.408	5	16.360	5	1250m	1:30.598	7	17.076	
1375m	1:35.595	5			1375m	1:39.156	7		
1500m	1:43.871	5	16.463	6	1500m	1:47.647	7	17.049	
1625m	1:52.416	5			1625m	1:56.291	7		
1750m	2:00.802	5	16.931	7	1750m	2:04.780	7	17.133	
1875m	2:09.173	5			1875m	2:13.351	7		
2000m	2:17.606	5	16.804	8	2000m	2:21.888	7	17.108	
2125m	2:26.297	5			2125m	2:30.623	7		
2250m	2:34.702	5	17.096	9	2250m	2:39.090	7	17.202	
2375m	2:43.078	5			2375m	2:47.632	7		
2500m	2:51.461	5	16.759	10	2500m	2:56.065	7	16.975	
2625m	3:00.387	6			2625m	3:04.677	7		
2750m	3:09.358	6	17.897	11	2750m	3:13.021	7	16.956	
2875m	3:18.662	6			2875m	3:21.339	7		
3000m	3:28.068	6	18.710	12	3000m	3:29.743	7	16.722	
3125m	3:37.563	6			3125m	3:38.323	7		
3250m	3:47.612	7	19.544	13	3250m	3:46.794	6	17.051	
3375m	3:57.564	7			3375m	3:55.338	6		
3500m	4:07.096	7	19.484	14	3500m	4:04.007	6	17.213	
3625m	4:16.693	7			3625m	4:12.507	6		
3750m	4:26.089	7	18.993	15	3750m	4:20.983	6	16.976	
3875m	4:35.395	7			3875m	4:29.117	6		
4000m	4:44.904	7	18.815	16	4000m	4:37.244	6	16.261	

29 November-1 December 2019

**Women's Team Pursuit / Poursuite par équipe femmes**  
**Qualifying / Qualifications**  
**Race Analysis / Analyse de la course**

Heat 3					Heat 4				
KOR - Republic of Korea					BEL - Belgium				
Distance	Time	Rank	Lap Time	Lap	Distance	Time	Rank	Lap Time	
125m	14.062	1			125m	14.131	2		
250m	22.463	1	22.463	1	250m	22.494	2	22.494	
375m	30.556	3			375m	30.501	2		
500m	38.696	3	16.233	2	500m	38.519	2	16.025	
625m	46.648	4			625m	46.424	2		
750m	54.708	4	16.012	3	750m	54.342	2	15.823	
875m	1:02.739	4			875m	1:02.416	3		
1000m	1:10.756	4	16.048	4	1000m	1:10.222	3	15.880	
1125m	1:18.807	4			1125m	1:18.067	2		
1250m	1:26.738	4	15.982	5	1250m	1:26.033	2	15.811	
1375m	1:34.738	4			1375m	1:34.016	2		
1500m	1:42.995	4	16.257	6	1500m	1:42.107	2	16.074	
1625m	1:51.251	4			1625m	1:50.443	2		
1750m	1:59.687	4	16.692	7	1750m	1:58.749	3	16.642	
1875m	2:07.816	4			1875m	2:07.203	3		
2000m	2:15.892	4	16.205	8	2000m	2:15.449	3	16.700	
2125m	2:24.131	4			2125m	2:23.595	3		
2250m	2:32.423	4	16.531	9	2250m	2:31.816	3	16.367	
2375m	2:40.856	4			2375m	2:39.651	3		
2500m	2:49.034	4	16.611	10	2500m	2:47.528	3	15.712	
2625m	2:57.226	4			2625m	2:55.634	3		
2750m	3:05.792	4	16.758	11	2750m	3:03.731	3	16.203	
2875m	3:14.449	4			2875m	3:11.872	2		
3000m	3:22.823	4	17.031	12	3000m	3:20.269	2	16.538	
3125m	3:31.104	4			3125m	3:28.701	3		
3250m	3:39.393	4	16.570	13	3250m	3:37.163	3	16.894	
3375m	3:47.901	4			3375m	3:45.840	3		
3500m	3:56.801	4	17.408	14	3500m	3:54.117	3	16.954	
3625m	4:05.953	4			3625m	4:02.367	3		
3750m	4:14.673	4	17.872	15	3750m	4:10.737	3	16.620	
3875m	4:23.229	4			3875m	4:18.911	3		
4000m	4:31.845	4	17.172	16	4000m	4:27.195	3	16.458	

29 November-1 December 2019

**Women's Team Pursuit / Poursuite par équipe femmes**  
**Qualifying / Qualifications**  
**Race Analysis / Analyse de la course**

Heat 5					Heat 6				
Distance	NZL - New Zealand		Lap Time	Lap	Distance	GER - Germany		Lap Time	
	Time	Rank				Time	Rank		
125m	14.266	3			125m	14.615	6		
250m	22.521	3	22.521	1	250m	23.547	7	23.547	
375m	30.340	1			375m	31.741	6		
500m	38.125	1	15.604	2	500m	39.706	6	16.159	
625m	46.083	1			625m	47.649	6		
750m	53.914	1	15.789	3	750m	55.879	6	16.173	
875m	1:01.773	1			875m	1:04.036	6		
1000m	1:09.773	1	15.859	4	1000m	1:12.154	6	16.275	
1125m	1:17.672	1			1125m	1:20.271	6		
1250m	1:25.546	1	15.773	5	1250m	1:28.389	6	16.235	
1375m	1:33.494	1			1375m	1:36.685	6		
1500m	1:41.635	1	16.089	6	1500m	1:44.851	6	16.462	
1625m	1:49.628	1			1625m	1:53.192	6		
1750m	1:57.538	1	15.903	7	1750m	2:01.459	6	16.608	
1875m	2:05.406	1			1875m	2:09.877	6		
2000m	2:13.219	1	15.681	8	2000m	2:18.172	6	16.713	
2125m	2:21.236	1			2125m	2:26.591	6		
2250m	2:29.041	1	15.822	9	2250m	2:34.870	6	16.698	
2375m	2:36.952	1			2375m	2:43.200	6		
2500m	2:45.025	1	15.984	10	2500m	2:51.531	6	16.661	
2625m	2:53.101	1			2625m	2:59.908	5		
2750m	3:01.342	1	16.317	11	2750m	3:08.403	5	16.872	
2875m	3:09.478	1			2875m	3:16.675	5		
3000m	3:17.572	1	16.230	12	3000m	3:24.943	5	16.540	
3125m	3:25.778	1			3125m	3:33.360	5		
3250m	3:34.245	1	16.673	13	3250m	3:41.869	5	16.926	
3375m	3:42.832	1			3375m	3:50.622	5		
3500m	3:51.738	1	17.493	14	3500m	3:58.981	5	17.112	
3625m	4:00.366	1			3625m	4:07.357	5		
3750m	4:08.893	1	17.155	15	3750m	4:16.004	5	17.023	
3875m	4:17.677	1			3875m	4:24.447	5		
4000m	4:26.497	1	17.604	16	4000m	4:32.901	5	16.897	

29 November-1 December 2019

**Women's Team Pursuit / Poursuite par équipe femmes**  
**Qualifying / Qualifications**  
**Race Analysis / Analyse de la course**

**Heat 7**

Distance	ITA - Italy		Lap Time	Lap
	Time	Rank		
125m	14.361	5		
250m	22.754	5	22.754	1
375m	30.778	4		
500m	38.772	4	16.018	2
625m	46.555	3		
750m	54.512	3	15.740	3
875m	1:02.324	2		
1000m	1:10.208	2	15.696	4
1125m	1:18.205	3		
1250m	1:26.339	3	16.131	5
1375m	1:34.323	3		
1500m	1:42.377	3	16.038	6
1625m	1:50.582	3		
1750m	1:58.641	2	16.264	7
1875m	2:06.881	2		
2000m	2:14.914	2	16.273	8
2125m	2:22.910	2		
2250m	2:30.976	2	16.062	9
2375m	2:38.967	2		
2500m	2:47.062	2	16.086	10
2625m	2:55.306	2		
2750m	3:03.510	2	16.448	11
2875m	3:11.951	3		
3000m	3:20.364	3	16.854	12
3125m	3:28.527	2		
3250m	3:36.658	2	16.294	13
3375m	3:44.877	2		
3500m	3:53.018	2	16.360	14
3625m	4:01.227	2		
3750m	4:09.542	2	16.524	15
3875m	4:17.971	2		
4000m	4:26.723	2	17.181	16

Communiqué approved by the Secretary of the Commissaires Panel:



29 November-1 December 2019

Communiqué no. 123

**Women's Team Pursuit / Poursuite par équipe femmes**  
**Qualifying / Qualifications**  
**Start List / Liste de départ**

Thu 28 Nov 2019 - Race distance: 4km

<b>World Record</b>	4:10.236 GBR - Great Britain	Rio de Janeiro (BRA)	13 AUG 2016
---------------------	------------------------------	----------------------	-------------

Heat	Race Number	Team / Name	Time
1		<b>JPN - Japan</b>	_____
	40	FURUYAMA Kie	
	41	KAJIHARA Yumi	
	190	UWANO Minami	
2		<b>CHN - China</b>	_____
	100	CAO Yuan	
	102	HUANG Zhilin	
	104	SHEN Shanrong	
3		<b>KOR - Republic of Korea</b>	_____
	201	JANG Suji	
	202	KANG Hyunkyung	
	206	LEE Jumi	
4		<b>BEL - Belgium</b>	_____
	6	D'HOORE Jolien	
	7	KOPECKY Lotte	
	76	BOSSUYT Shari	
5		<b>NZL - New Zealand</b>	_____
	52	DRUMMOND Michaela	
	53	HODGES Jessie	
	236	SHEARMAN Emily	
6		<b>GER - Germany</b>	_____
	148	HECHLER Katharina	
	151	REISSNER Lena Charlotte	
	152	SUSSEMILCH Laura	
	153	TEUTENBERG Lea Lin	

29 November-1 December 2019

Communiqué no. 123

**Women's Team Pursuit / Poursuite par équipe femmes**  
**Qualifying / Qualifications**  
**Start List / Liste de départ**

Thu 28 Nov 2019 - Race distance: 4km

Heat	Race Number	Team / Name	Time
7		<b>ITA - Italy</b>	
	38	BARBIERI Rachele	
	39	CONSONNI Chiara	
	180	FIDANZA Martina	
	181	GUAZZINI Vittoria	

**Progression rule:**

The seven teams recording the best times in the qualifying round will be matched in the First round as follows:

The 7th fastest team will ride alone.

The 5th fastest team against the 6th fastest team.

The 2nd fastest team against the 3rd fastest team.

The fastest team against the 4th fastest team.

Communiqué approved by the Secretary of the Commissaires Panel:

.....

**Note:**

The composition of the teams may be subject to change up to 30 minutes before the start of the race.

**29 November-1 December 2019**
**Communiqué no. 142**
**Women's Omnium / Omnium femmes**
**World Cup Standings / Classement coupe du monde**

As of SUN 1 DEC 2019

<b>Event No 1</b>	Minsk (BLR)	1-3 NOV 2019
<b>Event No 2</b>	Glasgow (GBR)	8-10 NOV 2019
<b>Event No 3</b>	Hong-Kong (HKG)	29 NOV-1 DEC 2019
<b>Event No 4</b>	Cambridge (NZL)	6-8 DEC 2019
<b>Event No 5</b>	Brisbane (AUS)	13-15 DEC 2019
<b>Event No 6</b>	Milton (CAN)	24-26 JAN 2020

Rank	Name	Team Code	Event No 1	Event No 2	Event No 3	Event No 4	Event No 5	Event No 6	Total Points
1	KAJIHARA Yumi	JPN		375,0	500,0				875,0
2	MARTINS Maria	POR	205,0	205,0	450,0				860,0
3	STENBERG Anita Yvonne	NOR	175,0	300,0	350,0				825,0
4	WILD Kirsten	NED	300,0	500,0					800,0
5	PIKULIK Daria	POL	375,0	325,0					700,0
6	ZABELINSKAYA Olga	UZB	90,0	450,0	145,0				685,0
7	D'HOORE Jolien	BEL	275,0		400,0				675,0
8	LEE Sze Wing	HKG	190,0	110,0	300,0				600,0
9	KAY Emily	IRL	145,0	145,0	275,0				565,0
10	DIDERIKSEN Amalie	DEN	325,0	225,0					550,0
11	VALENTE Jennifer	USA	500,0						500,0
12	PATERNOSTER Letizia	ITA	450,0						450,0
13	EDMONDSON Annette	AUS		400,0					400,0
14	KENNY Laura	GBR	400,0						400,0
15	DRUMMOND Michaela	NZL			375,0				375,0
16	USABIAGA BALERDI Irene	ESP	120,0	90,0	160,0				370,0
17	KOPECKY Lotte	BEL		350,0					350,0
18	COPPONI Clara	FRA	350,0						350,0
19	EBERHARDT Verena	AUT	160,0	80,0	110,0				350,0
20	BALEISYTE Olivija	LTU	70,0	130,0	130,0				330,0
21	LETH Julie	DEN			325,0				325,0
22	SULTANOVA Rinata	KAZ	60,0		250,0				310,0
23	WANG Xiaofei	CHN	110,0		190,0				300,0
24	EVANS Neah	GBR		275,0					275,0
25	GUAZZINI Vittoria	ITA		250,0					250,0
26	KLIMOVA Diana	RUS	250,0						250,0
27	SALAZAR VAZQUEZ Lizbeth Yareli	MEX			225,0				225,0
28	SHARAKOVA Tatsiana	BLR	225,0						225,0
29	COLLIER Devaney	CAN			205,0				205,0
30	WALDIS Andrea	SUI	100,0		100,0				200,0
31	SEITZ Aline	SUI		190,0					190,0
32	JOSEPH Amber	BAR	130,0		60,0				190,0
33	DRONOVA Tamara	RUS			175,0				175,0
34	DEMAY Coralie	FRA		175,0					175,0
35	BEVERIDGE Allison	CAN		160,0					160,0
36	MEDVEDOVA Tereza	SVK	50,0		80,0				130,0
37	HUANG Ting Ying	TPE			120,0				120,0
38	BIRCH Christina	USA		120,0					120,0
39	LIU Jiali	CHN		100,0					100,0

29 November-1 December 2019

Communiqué no. 142

**Women's Omnium / Omnium femmes**
**World Cup Standings / Classement coupe du monde**

As of SUN 1 DEC 2019

Rank	Name	Team Code	Event No 1	Event No 2	Event No 3	Event No 4	Event No 5	Event No 6	Total Points
40	BARBIERI Rachele	ITA			90,0				90,0
41	COLES-LYSTER Maggie	CAN	80,0						80,0
42	MACHACOVA Jarmila	CZE			70,0				70,0
43	BACIKOVA Alzbeta	SVK		70,0					70,0
44	ROSTOVTSEVA Maria	RUS		60,0					60,0

**Women's Omnium / Omnium femmes**  
**Final Classification / Classement final**

Rank	Race No.	Name	Team Code	Scratch Race 1/4	Tempo Race 2/4	Elimination Race 3/4	Sub Total Points	Points Race 4/4 (80 Laps - 20 Km)										Total Points	
								Sprint Points								Lap Points			Finish Order
								1	2	3	4	5	6	7	8	+	-		
1	41	KAJIHARA Yumi	JPN	28 (7)	36 (3)	40 (1)	104 (2)	3	3	1				2			6	113	
2	58	MARTINS Maria	POR	36 (3)	38 (2)	38 (2)	112 (1)							1			8	113	
3	6	D'HOORE Jolien	BEL	40 (1)	26 (8)	30 (6)	96 (4)	1	2					3	4		3	106	
4	52	DRUMMOND Michaela	NZL	32 (5)	34 (4)	34 (4)	100 (3)		1	2		1			2		4	106	
5	49	STENBERG Anita Yvonne	NOR	30 (6)	32 (5)	26 (8)	88 (5)	2		3					6		2	99	
6	22	LETH Julie	DEN	4 (19)	40 (1)	36 (3)	80 (7)		5	5		2	1				5	93	
7	33	LEE Sze Wing	HKG	38 (2)	18 (12)	28 (7)	84 (6)										10	84	
8	35	KAY Emily	IRL	24 (9)	30 (6)	24 (9)	78 (8)					3					9	81	
9	43	SULTANOVA Rinata	KAZ	26 (8)	14 (14)	16 (13)	56 (12)						5			20	11	81	
10	46	SALAZAR VAZQUEZ Lizbeth Yareli	MEX	34 (4)	24 (9)	8 (17)	66 (10)				5	5					12	76	
11	14	COLLIER Devaney	CAN	1 (21)	16 (13)	32 (5)	49 (14)						3			20	14	72	
12	18	WANG Xiaofei	CHN	20 (11)	28 (7)	22 (10)	70 (9)				1						15	71	
13	59	DRONOVA Tamara	RUS	22 (10)	22 (10)	14 (14)	58 (11)										13	58	
14	26	USABIAGA BALERDI Irene	ESP	14 (14)	20 (11)	20 (11)	54 (13)										22	54	
15	69	ZABELINSKAYA Olga	UZB	2 (20)	10 (16)	1 (23)	13 (21)						2	5	10	20	1	50	
16	44	BALEISYTE Olivija	LTU	18 (12)	1 (23)	18 (12)	37 (15)										18	37	
17	66	HUANG Ting Ying	TPE	12 (15)	8 (17)	12 (15)	32 (16)										7	32	
18	2	EBERHARDT Verena	AUT	10 (16)	12 (15)	10 (16)	32 (17)										17	32	
19	61	WALDIS Andrea	SUI	16 (13)	2 (20)	2 (20)	20 (18)				3						16	23	
20	38	BARBIERI Rachele	ITA	6 (18)	4 (19)	6 (18)	16 (19)										21	16	
21	62	MEDVEDOVA Tereza	SVK	8 (17)	6 (18)	1 (21)	15 (20)										23	15	
22	20	MACHACOVA Jarmila	CZE	1 (23)	1 (21)	1 (22)	3 (23)	5									19	8	
23	3	JOSEPH Amber	BAR	1 (22)	1 (22)	4 (19)	6 (22)				2						20	8	
								Elapsed Time: 25:01 - Average Speed: 47,954km/h											

Communiqué approved by the Secretary of the Commissaires Panel:

**NOTES**

Points scale for the first three phases: 1st: 40 points, 2nd: 38 points, 3rd: 36 points, etc.

**LEGEND**

- Points lost      + Points gained      nn (x) Points (Rank)      No. Number

29 November-1 December 2019

Communiqué no. 140

**Women's Omnium / Omnium femmes**
**Results Progression / Tableau de progression**

Rank	Race No.	Name	Team Code	Scratch Race 114		Tempo Race 214		Elimination Race 314		Points Race 414	
				Rank	Points	Rank	Points	Rank	Points	Points	
1	41	KAJIHARA Yumi	JPN	Race result:	7	28	3	36	1	40	9
				Overall:	7	28	4	64	2	104	113
2	58	MARTINS Maria	POR	Race result:	3	36	2	38	2	38	1
				Overall:	3	36	1	74	1	112	113
3	6	D'HOORE Jolien	BEL	Race result:	1	40	8	26	6	30	10
				Overall:	1	40	2	66	4	96	106
4	52	DRUMMOND Michaela	NZL	Race result:	5	32	4	34	4	34	6
				Overall:	5	32	3	66	3	100	106
5	49	STENBERG Anita Yvonne	NOR	Race result:	6	30	5	32	8	26	11
				Overall:	6	30	5	62	5	88	99
6	22	LETH Julie	DEN	Race result:	19	4	1	40	3	36	13
				Overall:	19	4	10	44	7	80	93
7	33	LEE Sze Wing	HKG	Race result:	2	38	12	18	7	28	0
				Overall:	2	38	7	56	6	84	84
8	35	KAY Emily	IRL	Race result:	9	24	6	30	9	24	3
				Overall:	9	24	8	54	8	78	81
9	43	SULTANOVA Rinata	KAZ	Race result:	8	26	14	14	13	16	25
				Overall:	8	26	12	40	12	56	81
10	46	SALAZAR VAZQUEZ Lizbeth Yareli	MEX	Race result:	4	34	9	24	17	8	10
				Overall:	4	34	6	58	10	66	76
11	14	COLLIER Devaney	CAN	Race result:	21	1	13	16	5	32	23
				Overall:	21	1	18	17	14	49	72
12	18	WANG Xiaofei	CHN	Race result:	11	20	7	28	10	22	1
				Overall:	11	20	9	48	9	70	71
13	59	DRONOVA Tamara	RUS	Race result:	10	22	10	22	14	14	0
				Overall:	10	22	11	44	11	58	58
14	26	USABIAGA BALERDI Irene	ESP	Race result:	14	14	11	20	11	20	0
				Overall:	14	14	13	34	13	54	54
15	69	ZABELINSKAYA Olga	UZB	Race result:	20	2	16	10	23	1	37
				Overall:	20	2	20	12	21	13	50
16	44	BALEISYTE Olivija	LTU	Race result:	12	18	23	1	12	18	0
				Overall:	12	18	16	19	15	37	37
17	66	HUANG Ting Ying	TPE	Race result:	15	12	17	8	15	12	0
				Overall:	15	12	15	20	16	32	32
18	2	EBERHARDT Verena	AUT	Race result:	16	10	15	12	16	10	0
				Overall:	16	10	14	22	17	32	32
19	61	WALDIS Andrea	SUI	Race result:	13	16	20	2	20	2	3
				Overall:	13	16	17	18	18	20	23
20	38	BARBIERI Rachele	ITA	Race result:	18	6	19	4	18	6	0
				Overall:	18	6	21	10	19	16	16
21	62	MEDVEDOVA Tereza	SVK	Race result:	17	8	18	6	21	1	0
				Overall:	17	8	19	14	20	15	15
22	20	MACHACOVA Jarmila	CZE	Race result:	23	1	21	1	22	1	5
				Overall:	23	1	22	2	23	3	8
23	3	JOSEPH Amber	BAR	Race result:	22	1	22	1	19	4	2
				Overall:	22	1	23	2	22	6	8



29 November-1 December 2019

Communiqué no. 140

**Women's Omnium / Omnium femmes**
**Results Progression / Tableau de progression**

Rank	Race No.	Name	Team Code	Scratch Race 1/4		Tempo Race 2/4		Elimination Race 3/4		Points Race 4/4
				Rank	Points	Rank	Points	Rank	Points	Points

**Note:**  
Points scale for the first 4 phases : 1st: 40 points, 2nd: 38 points, 3rd: 36 points, etc.

**LEGEND**  
No. Number

29 November-1 December 2019

Communiqué no. 139

**Women's Omnium / Omnium femmes**  
**Points Race 4\4 / Course aux points 4\4**  
**Start List / Liste de départ**

Sun 1 Dec 2019 - Race distance: 80 laps (20km) with 8 sprints

Race Number	Name	Team Code
-------------	------	-----------

**At the fence**

58	MARTINS Maria	POR
52	DRUMMOND Michaela	NZL
49	STENBERG Anita Yvonne	NOR
22	LETH Julie	DEN
18	WANG Xiaofei	CHN
59	DRONOVA Tamara	RUS
26	USABIAGA BALERDI Irene	ESP
44	BALEISYTE Olivija	LTU
2	EBERHARDT Verena	AUT
38	BARBIERI Rachele	ITA
69	ZABELINSKAYA Olga	UZB
20	MACHACOVA Jarmila	CZE

**At the blue band**

41	KAJIHARA Yumi	JPN
6	D'HOORE Jolien	BEL
33	LEE Sze Wing	HKG
35	KAY Emily	IRL
46	SALAZAR VAZQUEZ Lizbeth Yareli	MEX
43	SULTANOVA Rinata	KAZ
14	COLLIER Devaney	CAN
66	HUANG Ting Ying	TPE
61	WALDIS Andrea	SUI
62	MEDVEDOVA Tereza	SVK
3	JOSEPH Amber	BAR

Communiqué approved by the Secretary of the Commissaires Panel:

.....

29 November-1 December 2019

Communiqué no. 137

**Women's Omnium / Omnium femmes**  
**Elimination Race 3\4 / Course par élimination 3\4**  
**Results / Résultats**

Sun 1 Dec 2019

 Elapsed time: **13:40**

 Average Speed: **47,183km/h**

Rank	Race Number	Name	Team Code
1	41	KAJIHARA Yumi	JPN
2	58	MARTINS Maria	POR
3	22	LETH Julie	DEN
4	52	DRUMMOND Michaela	NZL
5	14	COLLIER Devaney	CAN
6	6	D'HOORE Jolien	BEL
7	33	LEE Sze Wing	HKG
8	49	STENBERG Anita Yvonne	NOR
9	35	KAY Emily	IRL
10	18	WANG Xiaofei	CHN
11	26	USABIAGA BALERDI Irene	ESP
12	44	BALEISYTE Olivija	LTU
13	43	SULTANOVA Rinata	KAZ
14	59	DRONOVA Tamara	RUS
15	66	HUANG Ting Ying	TPE
16	2	EBERHARDT Verena	AUT
17	46	SALAZAR VAZQUEZ Lizbeth Yareli	MEX
18	38	BARBIERI Rachele	ITA
19	3	JOSEPH Amber	BAR
20	61	WALDIS Andrea	SUI
21	62	MEDVEDOVA Tereza	SVK
22	20	MACHACOVA Jarmila	CZE
23	69	ZABELINSKAYA Olga	UZB

Communiqué approved by the Secretary of the Commissaires Panel:

29 November-1 December 2019

Communiqué no. 136

**Women's Omnium / Omnium femmes**  
**Elimination Race 3¼ / Course par élimination 3¼**  
**Start List / Liste de départ**

Race Number	Name	Team Code
-------------	------	-----------

**At the fence**

58	MARTINS Maria	POR
52	DRUMMOND Michaela	NZL
49	STENBERG Anita Yvonne	NOR
33	LEE Sze Wing	HKG
18	WANG Xiaofei	CHN
59	DRONOVA Tamara	RUS
26	USABIAGA BALERDI Irene	ESP
66	HUANG Ting Ying	TPE
61	WALDIS Andrea	SUI
62	MEDVEDOVA Tereza	SVK
38	BARBIERI Rachele	ITA
3	JOSEPH Amber	BAR

**At the blue band**

6	D'HOORE Jolien	BEL
41	KAJIHARA Yumi	JPN
46	SALAZAR VAZQUEZ Lizbeth Yareli	MEX
35	KAY Emily	IRL
22	LETH Julie	DEN
43	SULTANOVA Rinata	KAZ
2	EBERHARDT Verena	AUT
44	BALEISYTE Olivija	LTU
14	COLLIER Devaney	CAN
69	ZABELINSKAYA Olga	UZB
20	MACHACOVA Jarmila	CZE

Communiqué approved by the Secretary of the Commissaires Panel:

29 November-1 December 2019

Communiqué no. 134

**Women's Omnium / Omnium femmes**  
**Tempo Race 2\4 / Course tempo 2\4**  
**Results / Résultats**

Sun 1 Dec 2019 - Race distance: 30 laps (7,5km)

 Elapsed time: **8:56**

 Average Speed: **50,287km/h**

Rank	Race No.	Name	Team Code	Sprints Won	Lap Points			Finish Order	Total Points
					+	-	Balance		
1	22	LETH Julie	DEN	19, 20, 21, 22, 23, 24, 25, 26				1	8
2	58	MARTINS Maria	POR	15, 17				3	2
3	41	KAJIHARA Yumi	JPN	10, 12				8	2
4	52	DRUMMOND Michaela	NZL	9, 11				22	2
5	49	STENBERG Anita Yvonne	NOR	16				2	1
6	35	KAY Emily	IRL	13				5	1
7	18	WANG Xiaofei	CHN	8				6	1
8	6	D'HOORE Jolien	BEL	14				9	1
9	46	SALAZAR VAZQUEZ Lizbeth Yareli	MEX	18				15	1
10	59	DRONOVA Tamara	RUS					4	0
11	26	USABIAGA BALERDI Irene	ESP					7	0
12	33	LEE Sze Wing	HKG					10	0
13	14	COLLIER Devaney	CAN					11	0
14	43	SULTANOVA Rinata	KAZ					12	0
15	2	EBERHARDT Verena	AUT					13	0
16	69	ZABELINSKAYA Olga	UZB					14	0
17	66	HUANG Ting Ying	TPE					16	0
18	62	MEDVEDOVA Tereza	SVK					17	0
19	38	BARBIERI Rachele	ITA					19	0
20	61	WALDIS Andrea	SUI					20	0
21	20	MACHACOVA Jarmila	CZE					21	0
22	3	JOSEPH Amber	BAR	1, 2, 3, 4, 5, 6, 7	20	-20		23	-13
23	44	BALEISYTE Olivija	LTU		20	-20		18	-20

Communiqué approved by the Secretary of the Commissaires Panel:

LEGEND			
-	Points lost	+	Points gained
No.	Number		

29 November-1 December 2019

Communiqué no. 133

**Women's Omnium / Omnium femmes**  
**Tempo Race 2\4 / Course tempo 2\4**  
**Start List / Liste de départ**

Sun 1 Dec 2019 - Race distance: 30 laps (7,5km)

Race Number	Name	Team Code
-------------	------	-----------

**At the fence**

6	D'HOORE Jolien	BEL
58	MARTINS Maria	POR
52	DRUMMOND Michaela	NZL
41	KAJIHARA Yumi	JPN
35	KAY Emily	IRL
18	WANG Xiaofei	CHN
61	WALDIS Andrea	SUI
66	HUANG Ting Ying	TPE
62	MEDVEDOVA Tereza	SVK
22	LETH Julie	DEN
14	COLLIER Devaney	CAN
20	MACHACOVA Jarmila	CZE

**At the blue band**

33	LEE Sze Wing	HKG
46	SALAZAR VAZQUEZ Lizbeth Yareli	MEX
49	STENBERG Anita Yvonne	NOR
43	SULTANOVA Rinata	KAZ
59	DRONOVA Tamara	RUS
44	BALEISYTE Olivija	LTU
26	USABIAGA BALERDI Irene	ESP
2	EBERHARDT Verena	AUT
38	BARBIERI Rachele	ITA
69	ZABELINSKAYA Olga	UZB
3	JOSEPH Amber	BAR

Communiqué approved by the Secretary of the Commissaires Panel:

.....



29 November-1 December 2019

Communiqué no. 131

**Women's Omnium / Omnium femmes**  
**Scratch Race 1\4 / Course scratch 1\4**  
**Results / Résultats**

Sun 1 Dec 2019 - Race distance: 30 laps (7,5km)

 Elapsed time: **9:47**

 Average Speed: **45,956km/h**

Rank	Race Number	Name	Team Code	Laps Down
1	6	D'HOORE Jolien	BEL	
2	33	LEE Sze Wing	HKG	
3	58	MARTINS Maria	POR	
4	46	SALAZAR VAZQUEZ Lizbeth Yareli	MEX	
5	52	DRUMMOND Michaela	NZL	
6	49	STENBERG Anita Yvonne	NOR	
7	41	KAJIHARA Yumi	JPN	
8	43	SULTANOVA Rinata	KAZ	
9	35	KAY Emily	IRL	
10	59	DRONOVA Tamara	RUS	
11	18	WANG Xiaofei	CHN	
12	44	BALEISYTE Olivija	LTU	
13	61	WALDIS Andrea	SUI	
14	26	USABIAGA BALERDI Irene	ESP	
15	66	HUANG Ting Ying	TPE	
16	2	EBERHARDT Verena	AUT	
17	62	MEDVEDOVA Tereza	SVK	
18	38	BARBIERI Rachele	ITA	
19	22	LETH Julie	DEN	
20	69	ZABELINSKAYA Olga	UZB	
21	14	COLLIER Devaney	CAN	
22	3	JOSEPH Amber	BAR	
23	20	MACHACOVA Jarmila	CZE	

Communiqué approved by the Secretary of the Commissaires Panel:

29 November-1 December 2019

Communiqué no. 130 Rectificatif 1

**Women's Omnium / Omnium femmes**  
**Scratch Race 1¼ / Course scratch 1¼**  
**Start List / Liste de départ**

Sun 1 Dec 2019 - Race distance: 30 laps (7,5km)

Race Number	Name	Team Code
-------------	------	-----------

**At the fence**

41	KAJIHARA Yumi	JPN
58	MARTINS Maria	POR
44	BALEISYTE Olivija	LTU
66	HUANG Ting Ying	TPE
33	LEE Sze Wing	HKG
61	WALDIS Andrea	SUI
43	SULTANOVA Rinata	KAZ
22	LETH Julie	DEN
35	KAY Emily	IRL
59	DRONOVA Tamara	RUS
6	D'HOORE Jolien	BEL
14	COLLIER Devaney	CAN

**At the blue band**

18	WANG Xiaofei	CHN
49	STENBERG Anita Yvonne	NOR
69	ZABELINSKAYA Olga	UZB
46	SALAZAR VAZQUEZ Lizbeth Yareli	MEX
2	EBERHARDT Verena	AUT
26	USABIAGA BALERDI Irene	ESP
3	JOSEPH Amber	BAR
52	DRUMMOND Michaela	NZL
20	MACHACOVA Jarmila	CZE
38	BARBIERI Rachele	ITA
62	MEDVEDOVA Tereza	SVK

Communiqué approved by the Secretary of the Commissaires Panel:

**Women's Madison / Madison femmes**
**World Cup Standings / Classement coupe du monde**

As of SAT 30 NOV 2019

<b>Event No 1</b>	Minsk (BLR)	1-3 NOV 2019
<b>Event No 2</b>	Glasgow (GBR)	8-10 NOV 2019
<b>Event No 3</b>	Hong-Kong (HKG)	29 NOV-1 DEC 2019
<b>Event No 4</b>	Cambridge (NZL)	6-8 DEC 2019
<b>Event No 5</b>	Brisbane (AUS)	13-15 DEC 2019
<b>Event No 6</b>	Milton (CAN)	24-26 JAN 2020

Rank	Name	Team Code	Event No 1	Event No 2	Event No 3	Event No 4	Event No 5	Event No 6	Total Points
1	DENMARK	DEN	250,0	350,0	500,0				1100,0
2	RUSSIAN FEDERATION	RUS	225,0	375,0	375,0				975,0
3	BELGIUM	BEL	300,0	300,0	350,0				950,0
4	NETHERLANDS	NED	500,0	400,0					900,0
5	GREAT BRITAIN	GBR	450,0	450,0					900,0
6	ITALY	ITA	275,0	190,0	400,0				865,0
7	GERMANY	GER	325,0	250,0	190,0				765,0
8	IRELAND	IRL	160,0	325,0	275,0				760,0
9	PEOPLE'S REPUBLIC OF CHINA	CHN	205,0	175,0	325,0				705,0
10	POLAND	POL	375,0	275,0					650,0
11	FRANCE	FRA	400,0	225,0					625,0
12	SWITZERLAND	SUI	190,0	160,0	250,0				600,0
13	AUSTRALIA	AUS		500,0					500,0
14	NEW ZEALAND	NZL			450,0				450,0
15	HONG KONG, CHINA	HKG	130,0		300,0				430,0
16	JAPAN	JPN		205,0	205,0				410,0
17	UKRAINE	UKR	175,0		225,0				400,0
18	UNITED STATES OF AMERICA	USA	350,0						350,0
19	CZECH REPUBLIC	CZE	120,0		175,0				295,0
20	BELARUS	BLR	145,0						145,0

29 November-1 December 2019

Communiqué no. 144

**Women's Madison / Madison femmes**
**Results / Résultats**

Sat 30 Nov 2019 - Race distance: 120 laps (30km) with 12 sprints

 Elapsed time: **44:11**

 Average Speed: **40,737km/h**

Rank	Race Number	Team Name	Sprint Number												Lap Points			Finish Order	Points	
			1	2	3	4	5	6	7	8	9	10	11	12	+	-	Balance			
1	1	<b>DEN - Denmark</b>	5		5	3		5	1	3	3			6					2	31
		Black   LETH Julie																		
		Red   SCHMIDT Trine																		
2	13	<b>NZL - New Zealand</b>				5	1			5				3	10				1	24
		Black   SHIELDS Nicole																		
		Red   HODGES Jessie																		
3	2	<b>ITA - Italy</b>		5				2		3	1		2	5				10	18	
		Black   GUAZZINI Vittoria																		
		Red   CONSONNI Chiara																		
4	8	<b>RUS - Russian Federation</b>	3	3	1				1		2				4			3	14	
		Black   NOVOLODSKAYA Mariia																		
		Red   DRONOVA Tamara																		
5	3	<b>BEL - Belgium</b>		1		2		2				5	3					5	13	
		Black   KOPECKY Lotte																		
		Red   BOSSUYT Shari																		
6	4	<b>CHN - China</b>					3		5					2	2			4	12	
		Black   LIU Jiali																		
		Red   WANG Xiaofei																		
7	6	<b>HKG - Hong Kong, China</b>			2								5	1				12	8	
		Black   LEUNG Bo Yee																		
		Red   YANG Qianyu																		
8	10	<b>IRL - Ireland</b>	2	2		1					1	1						7	7	
		Black   GURLEY Lydia																		
		Red   BOYLAN Lydia																		
9	7	<b>SUI - Switzerland</b>			3			3										8	6	
		Black   WALDIS Andrea																		
		Red   ANDRES Michelle																		
10	9	<b>UKR - Ukraine</b>					5											9	5	
		Black   KLIACHINA Oksana																		
		Red   NAHIRNA Anna																		
11	5	<b>JPN - Japan</b>	1						2									13	3	
		Black   KAJIHARA Yumi																		
		Red   FURUYAMA Kie																		
12	11	<b>GER - Germany</b>									2							6	2	
		Black   TEUTENBERG Lea Lin																		
		Red   HECHLER Katharina																		
13	12	<b>CZE - Czech Republic</b>																11	0	
		Black   KOHOUTKOVA Katerina																		
		Red   MACHACOVA Jarmila																		

**No 2 ITALY (ITA)**

Warning for dangerous riding during the race

Avertissement pour manoeuvre dangereuse au cours de l'épreuve

**No 6 HONG KONG, CHINA (HKG)**

Warning for deliberately riding on the blue band during the race

Avertissement pour passage volontaire sur la zone bleu au cours de l'épreuve

29 November-1 December 2019

Communiqué no. 144

**Women's Madison / Madison femmes**
**Results / Résultats**

Sat 30 Nov 2019 - Race distance: 120 laps (30km) with 12 sprints

 Elapsed time: **44:11**

 Average Speed: **40,737km/h**

Rank	Race Number	Team Name	Sprint Number												Lap Points			Finish Order	Points
			1	2	3	4	5	6	7	8	9	10	11	12	+	-	Balance		

Communiqué approved by the Secretary of the Commissaires Panel:

**29 November-1 December 2019**
**Communiqué no. 143 Rectificatif 1**
**Women's Madison / Madison femmes**
**Start List / Liste de départ**

Sat 30 Nov 2019 - Race distance: 120 laps (30km) with 12 sprints

Race Number	Team	Colour	Name
<b>At the fence</b>			
1	DEN - Denmark	BLACK RED	LETH Julie SCHMIDT Trine
3	BEL - Belgium	BLACK RED	KOPECKY Lotte BOSSUYT Shari
5	JPN - Japan	BLACK RED	KAJIHARA Yumi FURUYAMA Kie
7	SUI - Switzerland	BLACK RED	WALDIS Andrea ANDRES Michelle
9	UKR - Ukraine	BLACK RED	KLIACHINA Oksana NAHIRNA Anna
11	GER - Germany	BLACK RED	TEUTENBERG Lea Lin HECHLER Katharina
13	NZL - New Zealand	BLACK RED	SHIELDS Nicole HODGES Jessie
<b>At the blue band</b>			
2	ITA - Italy	BLACK RED	GUAZZINI Vittoria CONSONNI Chiara
4	CHN - China	BLACK RED	LIU Jiali WANG Xiaofei
6	HKG - Hong Kong, China	BLACK RED	LEUNG Bo Yee YANG Qianyu
8	RUS - Russian Federation	BLACK RED	NOVOLODSKAYA Mariia DRONOVA Tamara
10	IRL - Ireland	BLACK RED	GURLEY Lydia BOYLAN Lydia
12	CZE - Czech Republic	BLACK RED	KOHOUTKOVA Katerina MACHACOVA Jarmila

Communiqué approved by the Secretary of the Commissaires Panel:



**29 November-1 December 2019**
**Communiqué no. 159**
**Women's Scratch Race / Course scratch femmes**
**World Cup Standings / Classement coupe du monde**

As of SAT 30 NOV 2019

<b>Event No 1</b>	Minsk (BLR)	1-3 NOV 2019
<b>Event No 2</b>	Glasgow (GBR)	8-10 NOV 2019
<b>Event No 3</b>	Hong-Kong (HKG)	29 NOV-1 DEC 2019
<b>Event No 4</b>	Cambridge (NZL)	6-8 DEC 2019
<b>Event No 5</b>	Brisbane (AUS)	13-15 DEC 2019
<b>Event No 6</b>	Milton (CAN)	24-26 JAN 2020

Rank	Name	Team Code	Event No 1	Event No 2	Event No 3	Event No 4	Event No 5	Event No 6	Total Points
1	CHULKOVA Anastasia	CAT	225,0	450,0	275,0				950,0
2	FIDANZA Martina	ITA	450,0		300,0				750,0
3	STENBERG Anita Yvonne	NOR	60,0		500,0				560,0
4	EBERHARDT Verena	AUT	70,0		450,0				520,0
5	KARASIEWICZ Karolina	POL		500,0					500,0
6	WILD Kirsten	NED	500,0						500,0
7	BALEISYTE Olivija	LTU	275,0		205,0				480,0
8	KOHOUTKOVA Katerina	CZE	300,0		175,0				475,0
9	GRIFFIN Mia	IRL	250,0	225,0					475,0
10	JOSEPH Amber	BAR	60,0	250,0	110,0				420,0
11	MARTINS Maria	POR			400,0				400,0
12	KLIMOVA Diana	RUS		400,0					400,0
13	VALENTE Jennifer	USA	400,0						400,0
14	DRUMMOND Michaela	NZL			375,0				375,0
15	LLOYD Manon	WAL		375,0					375,0
16	NELSON Emily	GBR	375,0						375,0
17	USABIAGA BALERDI Ana	EUS	110,0	130,0	120,0				360,0
18	SALAZAR VAZQUEZ Lizbeth Yareli	MEX			350,0				350,0
19	METTRAUX Lena	SUI		350,0					350,0
20	PIETRZAK Lucja	POL	350,0						350,0
21	KIM Hyunji	KOR			325,0				325,0
22	le NET Marie	FRA		325,0					325,0
23	COLES-LYSTER Maggie	CAN	325,0						325,0
24	USABIAGA BALERDI Irene	ESP	100,0		225,0				325,0
25	SOTO CAMPOS Catalina Anais	CHI	70,0	100,0	145,0				315,0
26	SULTANOVA Rinata	KAZ	205,0		100,0				305,0
27	BAKER Georgia	AUS		300,0					300,0
28	CROKET Gilke	BEL	90,0	110,0	80,0				280,0
29	PIETERS Amy	NED		275,0					275,0
30	SHEN Shanrong	CHN			250,0				250,0
31	PIVAVARAVA Palina	BLR	80,0	160,0					240,0
32	ZHANG Ying	CHN		205,0					205,0
33	MEDVEDOVA Tereza	SVK	130,0		70,0				200,0
34	ANDRES Michelle	SUI			190,0				190,0
35	BARKER Elinor	GBR		190,0					190,0
36	BERTEAU Victoire	FRA	190,0						190,0
37	LEUNG Bo Yee	HKG		175,0					175,0
38	LIU Jiali	CHN	175,0						175,0
39	SUZUKI Nao	JPN			160,0				160,0

29 November-1 December 2019

Communiqué no. 159

**Women's Scratch Race / Course scratch femmes**
**World Cup Standings / Classement coupe du monde**

As of SAT 30 NOV 2019

Rank	Name	Team Code	Event No 1	Event No 2	Event No 3	Event No 4	Event No 5	Event No 6	Total Points
40	LEE Sze Wing	HKG	160,0						160,0
41	BARBIERI Rachele	ITA		145,0					145,0
42	AVERINA Mariia	MCT	145,0						145,0
43	KULLMER Lisa	GER			130,0				130,0
44	BORISSZA Johanna Kitti	HUN		120,0					120,0
45	MALKOVA Daria	RUS	120,0						120,0
46	PANG Yao	HKG			90,0				90,0
47	SEVCIKOVA Petra	CZE		90,0					90,0
48	ZABELINSKAYA Olga	UZB			80,0				80,0
49	KLIMCHENKO Tetyana	UKR	80,0						80,0
50	SOLOVEI Ganna	UKR			70,0				70,0
51	AU Hoi Ian	MAC			60,0				60,0

29 November-1 December 2019

Communiqué no. 158

**Women's Scratch Race / Course scratch femmes**  
**Final / Finale**  
**Results / Résultats**

Sat 30 Nov 2019 - Race distance: 40 laps (10km)

 Elapsed time: **12:38**

 Average Speed: **47,472km/h**

Rank	Race Number	Name	Team Code	Laps Down
1	49	STENBERG Anita Yvonne	NOR	
2	2	EBERHARDT Verena	AUT	-1
3	58	MARTINS Maria	POR	-1
4	52	DRUMMOND Michaela	NZL	-1
5	46	SALAZAR VAZQUEZ Lizbeth Yareli	MEX	-1
6	203	KIM Hyunji	KOR	-1
7	180	FIDANZA Martina	ITA	-1
8	90	CHULKOVA Anastasia	CAT	-1
9	104	SHEN Shanrong	CHN	-1
10	26	USABIAGA BALERDI Irene	ESP	-1
11	44	BALEISYTE Olivija	LTU	-1
12	271	ANDRES Michelle	SUI	-1
13	19	KOHOUTKOVA Katerina	CZE	-1
14	189	SUZUKI Nao	JPN	-1
15	95	SOTO CAMPOS Catalina	CHI	-1
16	150	KULLMER Lisa	GER	-1
17	132	USABIAGA BALERDI Ana	EUS	-1
18	3	JOSEPH Amber	BAR	-1
19	43	SULTANOVA Rinata	KAZ	-1
20	159	PANG Yao	HKG	-1

Communiqué approved by the Secretary of the Commissaires Panel:

29 November-1 December 2019

Communiqué no. 157

**Women's Scratch Race / Course scratch femmes**  
**Final / Finale**  
**Start List / Liste de départ**

Sat 30 Nov 2019 - Race distance: 40 laps (10km)

Race Number	Name	Team Code
<b>At the fence</b>		
46	SALAZAR VAZQUEZ Lizbeth Yareli	MEX
3	JOSEPH Amber	BAR
52	DRUMMOND Michaela	NZL
2	EBERHARDT Verena	AUT
180	FIDANZA Martina	ITA
150	KULLMER Lisa	GER
203	KIM Hyunji	KOR
90	CHULKOVA Anastasia	CAT
49	STENBERG Anita Yvonne	NOR
26	USABIAGA BALERDI Irene	ESP
<b>At the blue band</b>		
189	SUZUKI Nao	JPN
271	ANDRES Michelle	SUI
19	KOHOUTKOVA Katerina	CZE
159	PANG Yao	HKG
132	USABIAGA BALERDI Ana	EUS
95	SOTO CAMPOS Catalina	CHI
104	SHEN Shanrong	CHN
58	MARTINS Maria	POR
43	SULTANOVA Rinata	KAZ
44	BALEISYTE Olivija	LTU

Communiqué approved by the Secretary of the Commissaires Panel:

.....

29 November-1 December 2019

Communiqué no. 156

**Women's Scratch Race / Course scratch femmes**  
**Qualifying Heat 2 / Qualifications série 2**  
**Results / Résultats**

Sat 30 Nov 2019 - Race distance: 20 laps (5km)

 Elapsed time: **6:40**

 Average Speed: **44,920km/h**

Rank	Race Number	Name	Team Code	Laps Down
1	189	SUZUKI Nao	JPN	
2	271	ANDRES Michelle	SUI	
3	19	KOHOUTKOVA Katerina	CZE	
4	159	PANG Yao	HKG	
5	132	USABIAGA BALERDI Ana	EUS	
6	95	SOTO CAMPOS Catalina	CHI	
7	104	SHEN Shanrong	CHN	
8	58	MARTINS Maria	POR	
9	43	SULTANOVA Rinata	KAZ	
10	44	BALEISYTE Olivija	LTU	
11	77	CROKET Gilke	BEL	
12	62	MEDVEDOVA Tereza	SVK	

**Progression rule:**

First 10 riders in each heat qualify to final.

Communiqué approved by the Secretary of the Commissaires Panel:

29 November-1 December 2019

Communiqué no. 155 Rectificatif 1

**Women's Scratch Race / Course scratch femmes**  
**Qualifying Heat 2 / Qualifications série 2**  
**Start List / Liste de départ**

Sat 30 Nov 2019 - Race distance: 20 laps (5km)

Race Number	Name	Team Code
<b>At the fence</b>		
132	USABIAGA BALERDI Ana	EUS
43	SULTANOVA Rinata	KAZ
104	SHEN Shanrong	CHN
77	CROKET Gilke	BEL
62	MEDVEDOVA Tereza	SVK
95	SOTO CAMPOS Catalina	CHI
<b>At the blue band</b>		
44	BALEISYTE Olivija	LTU
58	MARTINS Maria	POR
189	SUZUKI Nao	JPN
19	KOHOUTKOVA Katerina	CZE
159	PANG Yao	HKG
271	ANDRES Michelle	SUI

**Progression rule:**

First 10 riders in each heat qualify to final.

Communiqué approved by the Secretary of the Commissaires Panel:



29 November-1 December 2019

Communiqué no. 154

**Women's Scratch Race / Course scratch femmes**  
**Qualifying Heat 1 / Qualifications série 1**  
**Results / Résultats**

Sat 30 Nov 2019 - Race distance: 20 laps (5km)

 Elapsed time: **6:34**

 Average Speed: **45,648km/h**

Rank	Race Number	Name	Team Code	Laps Down
1	46	SALAZAR VAZQUEZ Lizbeth Yareli	MEX	
2	3	JOSEPH Amber	BAR	
3	52	DRUMMOND Michaela	NZL	
4	2	EBERHARDT Verena	AUT	
5	180	FIDANZA Martina	ITA	
6	150	KULLMER Lisa	GER	
7	203	KIM Hyunji	KOR	
8	90	CHULKOVA Anastasia	CAT	
9	49	STENBERG Anita Yvonne	NOR	
10	26	USABIAGA BALERDI Irene	ESP	
11	69	ZABELINSKAYA Olga	UZB	
12	288	SOLOVEI Ganna	UKR	
13	211	AU Hoi Ian	MAC	

**Progression rule:**

First 10 riders in each heat qualify to final.

Communiqué approved by the Secretary of the Commissaires Panel:

29 November-1 December 2019

Communiqué no. 153 Rectificatif 1

**Women's Scratch Race / Course scratch femmes**  
**Qualifying Heat 1 / Qualifications série 1**  
**Start List / Liste de départ**

Sat 30 Nov 2019 - Race distance: 20 laps (5km)

Race Number	Name	Team Code
<b>At the fence</b>		
180	FIDANZA Martina	ITA
49	STENBERG Anita Yvonne	NOR
90	CHULKOVA Anastasia	CAT
150	KULLMER Lisa	GER
211	AU Hoi Ian	MAC
69	ZABELINSKAYA Olga	UZB
288	SOLOVEI Ganna	UKR
<b>At the blue band</b>		
3	JOSEPH Amber	BAR
26	USABIAGA BALERDI Irene	ESP
46	SALAZAR VAZQUEZ Lizbeth Yareli	MEX
2	EBERHARDT Verena	AUT
52	DRUMMOND Michaela	NZL
203	KIM Hyunji	KOR

**Progression rule:**

First 10 riders in each heat qualify to final.

Communiqué approved by the Secretary of the Commissaires Panel: