

UCI TECHNICAL OFFICIALS / OFFICIELS TECHNIQUES DE L'UCI

**Commissaires Panel appointed by the UCI Management Committee
Collège des Commissaires désigné par le Comité Directeur UCI**

DONIKE Alexander	GER	President / <i>Président</i>
MARTIN SANZ Juan	ESP	Secretary / <i>Secrétaire</i>
DENISENKO Svetlana	RUS	Starter / <i>Starter</i>
HERPELINCK Luc	BEL	Judge – Referee / <i>Juge Arbitre</i>
COCCIONI Tiziana	ITA	Member / <i>Membre</i>

**Assistant National Commissaires appointed by the National Federation
Commissaires nationaux adjoints désignés par la Fédération Nationale**

KRAKOSEVICH Siarhei	KUZMINA Liudmila
SKREBNIYAK Uladzislau	PITALENKA Palina
KHIAVUK Mikalai	SAFONCHIIK Okasana
MASLOVSKAYA Yulia	KHIMARODA Viachaslau
SLIZH Anastasiya	SAKOVETS Aleksei
SACOVYCH Valeriy	DVORYAKOV Maxim
SHPAKOVSKA Tatiana	FIGIRSKA Natalia

UCI Technical Delegate / Délégué Technique de l'UCI

N/A

Official Doctor / Médecin Officiel

Dr. RUBCHENIA Aliaksei BLR

Doping Control Officers / Agents de Contrôle du Dopage

AVALIĆ Nevena SRB
ZIBERNA Lovro SLO
GARGOL Jaroslaw POL

Speakers / Speakers

KONDRASHOV Andrei BLR

GENERAL INFORMATION – REMINDER OF DISPOSITIONS

Confirmations and modifications of starters

- **The confirmation of the riders done on Thursday 31st October is final**; nevertheless, Team Managers may forward **modifications** to the Secretary of College of Commissaires (Mr. Juan MARTIN SANZ) until **the start of the first competition session on the day of each event**:

Friday 1 st November	Points race	Women
	Points race	Men
	Scratch	Women
Saturday 2 nd November	Sprint	Women
	Scratch	Men
	Keirin	Men
	Omnium	Men
	Madison	Women
Sunday 3 rd November	Sprint	Men
	Individual Pursuit	Men
	Keirin	Women
	Omnium	Women
	Madison	Men

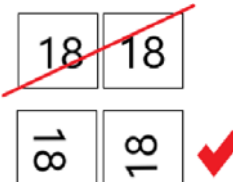
- Team Pursuit changes: Until 1 hour before the start of the relevant competition round (article 3.2.079)
- Team Sprint changes: Until 30 minutes before the start of the relevant competition round (article 3.2.149)
- Only riders previously registered and confirmed for the specific race may be used as replacements.

Training and Warm-Up Sessions

- **On competitions days, the track is open for official training session two hours before the start of the first session of competitions. On Sunday morning, the track is open for official training session one hour before the start of the first session of competitions. In between sessions, when possible, the track is open for one hour for riders competing in the next session only.**
- Only National Team or UCI Track Team uniforms are allowed in all training and warm-up periods.
- The use of the derny and the use of starting blocks during the official training are not permitted. Standing starts are permitted only under the following conditions;
 - (on competition days) one rider at a time,
 - on the home straight in the sprinter's lane, and
 - with the assistance of someone waving a flag at the exit of the 4th bend.

Competitions

- As per art. 3.2.003 riders are not permitted to wear tinted visors or glasses that would prevent them from being clearly identified while seated in the waiting area. Riders shall only put on their tinted visors or glasses when heading on to the track. Any rider failing to respect this article shall be sanctioned by a fine.
- Riders shall ensure that the body number is visible and legible at all times. The body number shall be well fixed and may not be folded or altered. When two numbers are required to be worn, these should be placed low down and on either side of the back, visible to the infield and to the spectators. When a single number is required to be worn, this should be placed low down in the centre of the back. **Body numbers will be distributed at the Team Managers' meeting.**



- Transponders, fitted to the bikes, are mandatory for all events. The transponders will be distributed at the Team Managers' meeting. These should be returned to Swiss Timing once the rider has completed all their events.

1-3 November 2019

Communiqué n°2

- LED devices for the Elimination races (Men and Women) shall be collected next to the timing podium one hour prior to the start of each race and returned to the same place at the end of each race.
- All bicycle measurement checking shall be carried out in the equipment check area before entering the track. Riders must come for bicycle-check in adequate time prior to their start. Checking will also be carried out 15 minutes prior to commencing each session of the competition. **Teams are responsible for verifying the legality of replacement equipment that may be used in any event.** Commissaires are entitled to double check positions after the race. Should the bicycle or position have been modified in contravention of the regulations, the rider may be disqualified.

Team Leaders and Coaches during competitions

- Only the coaches of the riders currently on the track are permitted on the safety zone. **This is also limited to one coach per rider.** No other people are permitted in this zone.
- The access to the track must be kept clear at all times. **All track access ramps shall be kept free of any material and team personnel.**
- Team Managers may not carry anything in their hands while on the safety zone during mass start events.
- Access to the starters' platform is only for officials. All others are not permitted to use this podium. Access to the awards ceremony podium is forbidden except for official ceremonies.

Award Ceremonies

- Riders participating in the awards ceremony must present themselves in due time, bare-headed and without headband or glasses, wearing competition apparel and footwear, until after they leave the official ceremony enclosure.
- **In the awards ceremony of team events, all participating riders of the teams are allowed on the podium as follows:**
 - Team Pursuit max.5,
 - Team Sprint Men max.4,
 - Team Sprint Women max.3.

General

- The wearing of an approved rigid safety helmet, done up in a correct manner, is mandatory for riders at all times when riding on the track surface and safety zone.
- Riders may not wear headphones attached to devices such as radios, music players, telephone, etc., while riding on the track.
- Road bikes are not allowed on the track, including the safety zone.
- Bicycles or other equipment may not be left on the safety zone of the track.
- No drinks or food are allowed on the safety zone of the track.

INFORMATIONS GENERALES – RAPPEL DES DISPOSITIONS
Confirmations et modifications des partants

- **La confirmation des partants faite le jeudi 31 octobre est définitive**, néanmoins les chefs d'équipes auront la possibilité de transmettre **des modifications** au Secrétaire du Collège des Commissaires (M. Juan MARTIN SANZ) **jusqu'au début de la première session de compétition le jour de l'épreuve soit :**

Vendredi 1er novembre	Course aux points	Femmes
	Course aux points	Hommes
	Scratch	Femmes
Samedi 2 novembre	Vitesse individuelle	Femmes
	Scratch	Hommes
	Keirin	Hommes
	Omnium	Hommes
	Madison	Femmes
Dimanche 3 novembre	Vitesse individuelle	Hommes
	Poursuite individuelle	Hommes
	Keirin	Femmes
	Omnium	Femmes
	Madison	Hommes

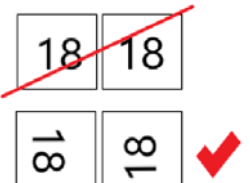
- Modifications en poursuite par équipes : Au moins 1 heure avant que la manche de la compétition en question commence (article 3.2.079)
- Modifications en vitesse par équipes : Au moins 30 minutes avant que la manche de la compétition en question commence (article 3.2.149)
- Tout remplacement d'un coureur confirmé ne peut se faire que par un autre coureur figurant sur la liste des coureurs inscrits en tant que réserve pour l'épreuve en particulier.

Entraînement et échauffement

- Les jours de compétitions, la piste sera ouverte **deux heures avant** les premières épreuves pour une session d'entraînement officiel. Le **dimanche** matin, la piste est ouverte **une heure** avant les premières épreuves pour une session d'entraînement officiel. Entre les sessions, lorsque c'est possible, la piste est ouverte **une heure pour les coureurs participants dans la session suivante uniquement**.
- Dans toutes les périodes d'entraînement et d'échauffement, les coureurs doivent porter l'uniforme de leur équipe nationale ou de l'équipe piste UCI.
- L'utilisation du deryn et des blocs de départ lors des entraînements officiels n'est pas autorisée. Les départs arrêtés sont autorisés dans les conditions suivantes :
 - un seul coureur à la fois (les jours de compétitions)
 - dans le couloir des sprinters sur la ligne droite d'arrivée et
 - avec l'assistance de quelqu'un agitant un drapeau à la sortie du 4ème virage

Compétitions

- Selon l'art. 3.2.003, les coureurs ne sont pas autorisés à porter des visières ou des lunettes teintées empêchant de les identifier clairement lorsqu'ils sont assis dans la zone d'attente. Les coureurs doivent mettre leurs visières ou leurs lunettes teintées au moment de monter en piste. Tout coureur qui enfreint cet article sera sanctionné d'une amende.
- Les coureurs doivent veiller à ce que le dossard soit toujours bien visible et lisible. Le dossard doit être bien fixé et ne peut être plié ou transformé. Lorsque le port de deux dossards est requis, ces derniers doivent être placés au bas et de chaque côté du dos, visibles au centre de la piste et par les spectateurs. Lorsqu'un seul dossard est requis, il



doit être placé au centre et au bas du dos. **Les dossards seront distribués lors de la réunion des Chefs d'Equipe.**

- Tous les coureurs doivent avoir leur transpondeur fixé sur leur bicyclette pour toutes les courses. Les transpondeurs seront distribués lors de la réunion des Chefs d'Equipe. Ces derniers devront être retournés une fois que le coureur aura terminé toutes ses épreuves à Swiss Timing.
- Les boîtiers LED pour l'Elimination (Hommes et Femmes) doivent être retirés à côté du podium du chronométrage une heure avant le départ de chaque épreuve et retournés au même endroit à l'issue de l'épreuve.
- Les contrôles des bicyclettes doivent s'effectuer avant l'entrée en piste à l'endroit du contrôle du matériel. Les coureurs doivent se présenter pour le contrôle des bicyclettes suffisamment à l'avance avant leur départ. Les contrôles s'effectueront 15 minutes avant le départ de chaque compétition. **Les équipes sont chargées de confirmer que leur équipement de remplacement pour tout événement est conforme aux règlements.** Les commissaires sont autorisés à contrôler à nouveau les bicyclettes et les positions après la course de manière aléatoire. Si la bicyclette ou les positions ont été modifiées hors des limites réglementaires, le coureur peut être disqualifié.

Chefs d'équipes et Entraîneurs pendant les compétitions

- Seuls les entraîneurs des coureurs qui se trouvent sur la piste sont autorisés sur la zone de sécurité. **Ceci est également limité à un entraîneur par coureur.**
- L'accès à la piste doit être maintenu libre à tout moment. **Toutes rampes d'accès à la piste doivent être maintenues libre de matériel et de personnel.**
- Les entraîneurs des coureurs ne peuvent rien avoir dans leurs mains dans la zone de sécurité lors des épreuves en peloton.
- L'accès au podium du starter est uniquement pour les officiels. Toutes les autres personnes ne sont pas autorisées à faire usage du podium. L'accès au podium des cérémonies protocolaire est interdit excepté pour les cérémonies officielles.

Cérémonies protocolaires

- Les coureurs doivent se présenter pour la cérémonie protocolaire dans le délai imparti tête nue, sans bandeau ni lunettes, portant leur équipement de compétition et des chaussures convenables, jusqu'à ce qu'ils quittent l'enceinte de la cérémonie officielle.
- **Lors des cérémonies protocolaires des disciplines par équipes, tous les coureurs ayant participé sont autorisés à monter sur le podium comme suit :**
 - Poursuite par équipe max 5,
 - Vitesse par équipes Hommes max 4,
 - Vitesse par équipes Femmes max 3,

Généralités

- Le port du casque de sécurité approuvé, correctement ajusté, est toujours obligatoire pour les coureurs roulant sur la surface de la piste et la zone de sécurité.
- Les coureurs roulant sur la piste ne peuvent pas porter d'écouteurs reliés à des appareils électroniques tels que radios, appareil de musique, téléphones, etc.
- Les vélos de route ne sont pas autorisés sur la piste, y compris la zone de sécurité.
- Il est interdit d'entreposer des bicyclettes ou tout autre équipement sur la zone de sécurité de la piste.
- Aucune boisson ou nourriture ne sont autorisées sur la zone de sécurité de la piste.

TECHNICAL INFORMATION – REMINDER OF DISPOSITIONS**General**

- In mass start events, the riders shall enter the track from the home straight and leave the track from the back straight.
- A system detecting a false start is installed for time trials and pursuits. For the start, all bikes shall be placed behind the pursuit line utilizing the marks on the track. The starter is the sole judge to stop the race in the case of a false start. A restart will be given immediately.
- In all time trials and pursuits, the blue bands shall be made impassable by the placing of 50 cm long pads of a synthetic material every 5 meters from the pursuit line to the exit of the bend.
- Riders are forbidden to sit on the track surface.

On board Technology

- On board technology equipment that has the ability and purpose to collect or transmit data, information or images is authorized. Conditions of utilizations are defined in art. 1.3.024ter and include:
 - Does not affect the bicycle certification (modification) / Non-removable during the race / Information not visible to the rider

Team Sprint

- The qualification heats will be run one team at a time on the track.

Team Pursuit

- During the first round in case of one team catches another, the commissaires will show a red flag to the team being caught. From this moment the team is not allowed to do a relay on pain of disqualification (art. 3.2.097).
- In the qualifying and the first round all teams need to cover the full distance to record a time.
- The team of a rider which has stopped following a mishap shall restart at the end of the qualifying rounds, or at a suitable position not to disrupt the preparation of other teams as decided by the Commissaires' Panel, where applicable with another team in the same situation.

Sprint & 200-meter Time Trial

- Riders shall wear both number panels during the 200 meters Time Trial.

Omnium

- In the case of the Scratch Race, a rider losing two laps will be penalised with a deduction of 40 points as per 3.2.251bis and may be withdrawn. Their ranking will be determined by the number of riders remaining on the track at this moment. They will not score those ranking points.

Elimination

- During the start, holders are allowed to push their riders, but are not allowed to move from their places in order to avoid crashes at the start.
- If no decision can be made about which rider to eliminate, then no riders shall be eliminated until the next sprint. This shall be indicated by a green flag on the start line.
- An eliminated rider shall leave the track immediately, failing which he may be disqualified from the entire Omnium event.
- Coaches or Managers who instruct or encourage their rider to continue racing following the announcement of their elimination, will be penalised by a fine of CHF 200 as per UCI Regulation 12.4.001.20. Should a Coach or Manager commit a second offence of incorrect behaviour, he/she will be fined CHF 200 and will have their accreditation immediately revoked. Subject to the same penalties, no team representative can approach or try to dispute any decision made by Commissaires during the course of the race.

Madison

- No feeding will be permitted in the Madison race.

INFORMATIONS TECHNIQUES – RAPPEL DES DISPOSITIONS

Général

- Dans les épreuves en peloton, les coureurs montent en piste au côté de la ligne droite d'arrivée et quittent la piste du côté de la ligne droite opposée.
- Un système calculant les faux départs est installé pour les épreuves chronométrées. Au départ, tous les vélos doivent être placés derrière la marque sur la piste. Le starter est le seul juge pour arrêter la course en cas de faux départ. Un nouveau départ sera donné immédiatement.
- La côte d'azur sera rendue impraticable au moyen de bourrelets en matière synthétique d'une longueur de 50 cm, disposés tous les 5 mètres de la ligne de poursuite à la sortie du virage.
- Les coureurs ne sont pas autorisés à s'asseoir sur la piste.

Technologie embarquée

- Un équipement technologique embarqué ayant la capacité et pour objet de collecter ou transmettre des données, informations ou images, est autorisé. Les conditions d'utilisation sont définies dans l'article 1.3.024ter et inclut les conditions suivantes :
 - N'affecte pas la certification du vélo / Ne peut pas être retiré pendant la course / L'information n'est pas visible pour le coureur

Vitesse par équipes

- Les manches de qualifications seront effectuées avec une équipe en piste à la fois.

Poursuite par équipes

- Lors du premier tour de compétition, si une équipe est sur le point d'être rejointe, les commissaires le signaleront à l'aide d'un drapeau rouge. A partir de ce moment, l'équipe rejointe ne doit plus passer de relais. Toute désobéissance à cette consigne entraîne la disqualification immédiate de l'équipe (art. 3.2.097).
- Lors du premier tour de compétition, toutes les équipes doivent accomplir la distance totale pour enregistrer leur temps.
- L'équipe qui s'est arrêtée après un accident prendra un nouveau départ à la fin des séries qualificatives, ou à un moment approprié déterminé par le Collège des Commissaires pour ne pas perturber la préparation des autres équipes, le cas échéant avec une autre équipe se trouvant dans le même cas

Vitesse et 200 mètres contre la montre

- Les coureurs doivent porter 2 dossards lors de l'épreuve des 200 mètres.

Omnium

- Dans la course Scratch, un coureur qui perd deux tours sera pénalisé par une déduction de 40 points conformément à l'art. 3.2.251bis et pourrait être retiré. Son classement sera déterminé par le nombre de coureurs restants en piste à ce moment. Il ne manquera pas les points du rang.

Elimination

- Au départ, les teneurs sont autorisés à pousser leur coureur mais ils doivent impérativement rester à leur place (pieds immobiles) pour éviter tout accident.
- Si aucune décision ne peut être prise concernant le coureur à éliminer, aucun coureur ne sera éliminé avant le prochain sprint. Ceci doit être indiqué par un drapeau vert sur la ligne de départ.
- Un coureur éliminé doit quitter la piste immédiatement, faute de quoi il se verra disqualifié de l'Omnium en intégralité.
- Les Entraîneurs ou les Chefs d'Equipes qui ordonnent ou encouragent leur coureur à continuer de courir après l'annonce de leur élimination seront pénalisés par une amende de CHF 200, selon le Règlement UCI 12.4.001.20. Dans le cas où un Entraîneur ou un Chef d'Equipe commet une deuxième infraction de comportement incorrect, il sera passible d'une amende de CHF 200 et son accréditation lui sera immédiatement retirée. Sous peine des mêmes pénalités, aucun représentant d'équipe ne peut approcher ou tenter de contester toute décision prise par les Commissaires au cours de l'épreuve.

Madison

- Le ravitaillement pendant la course Madison n'est pas autorisé.

ANTI-DOPING CONTROL**INFORMATION**

- A certain amount of controls will be conducted under the 2015 Anti-doping Rules of the UCI and CADF procedures and instructions.
- Riders selected for anti-doping will be identified on a list by their race number or their ranking. If applicable, the list will be posted at the finish line and at the entrance of the doping control station immediately after the race.
- The riders selected for the controls will be notified by a chaperon; the notified rider shall remain within sight of the chaperon at all times from the moment of in-person notification until the completion of the sample collection procedure. Team officials should not prevent the chaperons to continuously observe the rider. Should no chaperon be present, the rider shall proceed immediately to the doping control station. The absence of a chaperon shall not excuse the rider for not reporting in time to the doping control station. If the award ceremony takes place immediately after the event, a rider needing to go to the award ceremony will be escorted first to the award ceremony area, then to the press conference and finally to the doping control station.
- Each rider to be tested must present himself at the doping control station as soon as possible and at the latest within 30 (thirty) minutes of finishing the race. If a rider takes part in an official ceremony or attends a press conference, the deadline shall be 30 (thirty) minutes of the end of the ceremony or of the moment that his presence is no longer required at the press conference, whichever is the latest. Riders that have abandoned the race shall proceed immediately to the doping control station.
- Riders must report to the doping control station with their current license; but if it has no photograph, another I.D. with a photo must be presented. Riders may be accompanied by a person of his choice and an interpreter.
- Even if there are chaperons present, ultimately IT IS THE RIDERS' RESPONSIBILITY TO CHECK IF THEY HAVE BEEN SELECTED FOR ANTI-DOPING CONTROLS. If the rider does not attend the test, a violation of the UCI Anti-Doping Rules will be noticed and the rider could be sanctioned in accordance with these rules.
- Any changes related to the localization of the riders participating in the race (hotel name, address and telephone/fax numbers) must be communicated to the UCI as soon as possible; if these changes occur at the last minute, the communication has to be made to the CADF Doping Control Officers (phone number below).

AVALIĆ Nevena (SRB)

CADF Doping Control Officer
Phone: 00381 642664765

ZIBERNA Lovro (SLO)

CADF Doping Control Officer
Phone: 00386 31340810

GARGOL Jaroslaw (POL)

CADF Doping Control Officer
Phone: 0048 693 615 551

CONTRÔLE ANTIDOPAGE**INFORMATION**

- *Un certain nombre de contrôle seront effectués selon le Règlement Antidopage de l'UCI 2015 et les procédures et instructions de la CADF.*
- *Les coureurs sélectionnés pour les contrôles antidopage seront identifiés sur une liste par leur numéro de dossard ou par leur place dans le classement. Le cas échéant, la liste sera affichée à la ligne d'arrivée et à l'entrée du poste de contrôle du dopage immédiatement après la course.*
- *Les coureurs sélectionnés pour un contrôle, seront avisés par une escorte (chaperon); les coureurs ainsi sélectionnés doivent demeurer constamment en contact visuel avec l'escorte du moment de leur notification jusqu'à la fin de la procédure de prélèvement d'échantillon. Le personnel d'encadrement du coureur ne doit pas empêcher l'escorte d'observer le coureur de manière ininterrompue. Si aucune escorte n'est présente, le coureur se rendra immédiatement au poste de contrôle du dopage. L'absence d'une escorte n'excuse pas le coureur de ne pas se présenter à temps au poste de contrôle du dopage. Si la remise du Prix a lieu immédiatement après la manifestation, le coureur ayant besoin d'aller à la cérémonie de remise sera escorté d'abord à la zone de remise des prix, puis à la conférence de presse et enfin au poste de contrôle du dopage.*
- *Chaque coureur qui doit être contrôlé, doit se présenter au local antidopage dès que possible et au plus tard dans les 30 (trente) minutes après avoir fini sa course. Si un coureur prend part à une cérémonie officielle ou participe à une conférence de presse, le délai est de 30 (trente) minutes à partir de la fin de la cérémonie ou du moment que sa présence n'est plus requise à la conférence de presse, selon lequel de ces deux événements est le dernier. Les coureurs qui ont abandonné se présenteront immédiatement au poste de contrôle du dopage.*
- *Les coureurs doivent se présenter avec leur licence ; dans la situation où la licence émise par leur fédération nationale ne comporte pas de photographie, un document officiel avec photo devra être présenté en plus de la licence. Le coureur peut être accompagné d'une personne de son choix et d'un interprète.*
- *Même s'il y a des chaperons présents, IL INCOMBE AUX COUREURS DE VERIFIER S'ILS ONT ETE SELECTIONNES POUR LES CONTROLES ANTIDOPAGE. Selon le règlement antidopage de l'UCI, un cas de non-présentation, une infraction au Règlement Antidopage sera constatée et le coureur pourra être sanctionné conformément à ce règlement.*
- *Tout changement de localisation des coureurs (adresse, numéro de téléphone/fax de l'hôtel) doit être communiqué sans délai à l'UCI ; si ce changement survient à la dernière minute, celui-ci doit être communiqué aux agents de contrôle du dopage CADF (coordonnées ci-dessous).*

AVALIĆ Nevena (SRB)

Agent de contrôle dopage CADF
Téléphone : 00381 642664765

ZIBERNA Lovro (SLO)

Agent de contrôle dopage CADF
Téléphone : 00386 31340810

GARGOL Jaroslaw (POL)

Agent de contrôle dopage CADF
Téléphone : 0048 693 615 551

1-3 NOV 2019

Communiqué n° 5

LIST OF ENTERED TEAMS / LISTE DES EQUIPES ENGAGEES

1	ALG	ALGERIA / ALGERIE
2	AUT	AUSTRIA / AUTRICHE
3	BAR	BARBADOS / BARBADE
4	BCC	BEAT CYCLING CLUB
5	BEL	BELGIUM / BELGIQUE
6	BIC	BISON SPORT - COMMEL
7	BLR	BELARUS / BELARUS
8	CAN	CANADA / CANADA
9	CAT	ISRAEL CYCLING ACADEMY TRACK TEAM
10	CHI	CHILE / CHILI
11	CHN	PEOPLE'S REPUBLIC OF CHINA / REPUBLIQUE POPULAIRE DE CHINE
12	COL	COLOMBIA / COLOMBIE
13	CZE	CZECH REPUBLIC / REPUBLIQUE TCHEQUE
14	DEN	DENMARK / DANEMARK
15	ERD	TEAM ERDGAS.2012
16	ESP	SPAIN / ESPAGNE
17	EUS	EUSTRAK - EUSKADI
18	FRA	FRANCE / FRANCE
19	GBR	GREAT BRITAIN / GRANDE BRETAGNE
20	GER	GERMANY / ALLEMAGNE
21	GRE	GREECE / GRECE
22	GUA	GUATEMALA / GUATEMALA
23	HKG	HONG KONG, CHINA / HONG-KONG, CHINE
24	HKS	HKSI PRO CYCLING TEAM
25	HUB	HUUB WATTBIKE TEST TEAM
26	HUN	HUNGARY / HONGRIE
27	INA	INDONESIA / INDONESIE
28	IRL	IRELAND / IRLANDE
29	ITA	ITALY / ITALIE
30	JPC	JAPAN PROFESSIONAL CYCLIST ASSOCIATION
31	JPN	JAPAN / JAPON
32	KAZ	KAZAKHSTAN / KAZAKHSTAN
33	KOR	KOREA / COREE
34	LAT	LATVIA / LETTONIE
35	LOK	LOKOSPHINX
36	LTU	LITHUANIA / LITUANIE
37	MAS	MALAYSIA / MALAISIE
38	MCC	MINSK CYCLING CLUB
39	MCT	MARATHON - TULA CYCLING TEAM
40	MEX	MEXICO / MEXIQUE
41	NED	NETHERLANDS / PAYS-BAS
42	NOR	NORWAY / NORVEGE
43	POL	POLAND / POLOGNE
44	POR	PORTUGAL / PORTUGAL
45	RSA	SOUTH AFRICA / AFRIQUE DU SUD
46	RUS	RUSSIAN FEDERATION / FEDERATION DE RUSSIE
47	RVL	GAZPROM - RUSVELO
48	SDF	SIME DARBY FOUNDATION
49	SUI	SWITZERLAND / SUISSE
50	SVK	SLOVAKIA / SLOVAQUIE
51	THA	THAILAND / THAILANDE
52	TIN	TEAM INSPIRED

31/10/2019 - 11:47

www.uci.org

Page 1/2

TITLE SPONSOR



OFFICIAL SPONSORS



OFFICIAL SUPPLIERS



1-3 NOV 2019

Communiqué n° 5

LIST OF ENTERED TEAMS / LISTE DES EQUIPES ENGAGEES

53	TPE	CHINESE TAIPEI / <i>CHINESE TAIPEI</i>
54	TTB	TRACK - TEAM - BRANDENBURG
55	UKR	UKRAINE / <i>UKRAINE</i>
56	USA	UNITED STATES OF AMERICA / <i>ETATS-UNIS D'AMERIQUE</i>
57	UZB	UZBEKISTAN / <i>OUZBEKISTAN</i>
58	VEN	VENEZUELA / <i>VENEZUELA</i>

1-3 November 2019

Communiqué no. 6

Men / Hommes
Entry List By Team / Liste d'inscriptions par équipes

As of THU 31 OCT 2019

Race Number	Team Name	Team Code	Event	UCI Rider ID
ALG - Algeria				
46	CHALEL Yacine	ALG	Scratch Race, Points Race	10025264440
AUT - Austria				
47	GRAF Andreas	AUT	Points Race, Madison	10002931606
89	MATZNER Stefan	AUT	Scratch Race, Madison	10007294481
90	MULLER Andreas	AUT	Scratch Race, Madison	10002419021
BCC - Beat Cycling Club				
91	BOS Theo	NED	Team Sprint, Individual Sprint, Keirin	10050887493
92	BUCHLI Matthijs	NED	Team Sprint, Individual Sprint, Keirin	10006900421
93	van den BERG Roy	NED	Team Sprint	10005276578
BEL - Belgium				
48	de KETELE Kenny	BEL	Team Pursuit, Omnium, Points Race, Madison	10003246753
3	de VYLDER Lindsay	BEL	Team Pursuit, Omnium, Madison	10009009866
95	GHYS Robbe	BEL	Team Pursuit, Scratch Race, Madison	10009991182
96	HERREGODTS Rune	BEL	Team Pursuit, Individual Pursuit	10015281524
97	van den BOSSCHE Fabio	BEL	Team Pursuit, Scratch Race	10016485839
BIC - Bison Sport - Commel				
50	DEGUEURCE Joffrey	FRA	Scratch Race, Individual Pursuit, Points Race	10009769803
BLR - Belarus				
101	AKHRAMENKA Yauheni	BLR	Team Pursuit, Points Race	10009050181
102	HLOVA Aliaksandr	BLR	Team Sprint	10015977803
103	KARALIOK Yauheni	BLR	Team Pursuit, Omnium, Scratch Race, Madison	10009166682
104	NOVIK Uladzislau	BLR	Team Sprint, Keirin	10009049979
105	SHEMETAU Mikhail	BLR	Team Pursuit, Individual Pursuit, Madison	10009492240
51	TSISHCHANKA Hardzei	BLR	Team Pursuit, Scratch Race, Individual Pursuit, Points Race	10009032805
5	TSISHKOU Raman	BLR	Team Pursuit, Omnium, Madison	10009033209
106	VERAMCHUK Yauhen	BLR	Team Sprint	10013460853
CAN - Canada				
7	FOLEY Michael	CAN	Omnium	10016186654
CHN - People's Republic of China				
9	GUO Liang	CHN	Omnium, Scratch Race	10015998314
114	GUO Shuai	CHN	Team Sprint, Individual Sprint	10015339522
115	LUO Yongjia	CHN	Team Sprint	10009207203
116	SHEN Pingan	CHN	Omnium, Scratch Race	10009436767
117	ZHANG Miao	CHN	Team Sprint	10006737945
118	ZHOU Yu	CHN	Team Sprint, Individual Sprint, Keirin	10052089586
COL - Colombia				
123	QUINTERO CHAVARRO Kevin Santiago	COL	Individual Sprint, Keirin	10010830840
124	RAMIREZ MORALES Santiago	COL	Individual Sprint, Keirin	10009039774

1-3 November 2019

Communiqué no. 6

Men / Hommes
Entry List By Team / Liste d'inscriptions par équipes

As of THU 31 OCT 2019

Race Number	Team Name	Team Code	Event	UCI Rider ID
CZE - Czech Republic				
127	BABEK Tomas	CZE	Team Sprint, Individual Sprint, Keirin	10004612534
128	BABOR Daniel	CZE	Scratch Race	10015327903
129	CECHMAN Martin	CZE	Team Sprint, Individual Sprint	10010166590
130	KELEMEN Pavel	CZE	Team Sprint, Individual Sprint, Keirin	10006422895
54	PIETRULA Nicolas	CZE	Scratch Race, Individual Pursuit, Points Race	10008988648
131	WAGNER Robin	CZE	Team Sprint	10007294683
DEN - Denmark				
11	HANSEN Lasse Norman	DEN	Team Pursuit, Omnium, Madison	10006883344
134	JOHANSEN Julius	DEN	Team Pursuit	10015221102
135	LARSEN Niklas	DEN	Individual Pursuit	10009413529
136	MADSEN Frederik Rodenberg	DEN	Team Pursuit	10010176900
137	MALMBERG Matias Gunnar	DEN	Team Pursuit, Omnium, Madison	10036503104
138	MORKOV Michael	DEN	Madison	10003308993
139	PEDERSEN Rasmus	DEN	Team Pursuit	10010826089
ERD - Team Erdgas.2012				
140	DORNBACH Maximilian	GER	Team Sprint, Individual Sprint, Keirin	10007779683
141	JURCZYK Marc	GER	Team Sprint, Individual Sprint, Keirin	10009178002
142	SCHROTER Nik	GER	Team Sprint, Individual Sprint	10010166792
ESP - Spain				
145	MARTINEZ CHORRO Alejandro	ESP	Team Sprint, Individual Sprint	10011152354
57	MORA VEDRI Sebastian	ESP	Omnium, Scratch Race, Points Race, Madison	10019037545
146	MORENO SANCHEZ Jose	ESP	Team Sprint, Individual Sprint, Keirin	10007502427
147	PERALTA GASCON Juan	ESP	Team Sprint, Individual Sprint, Keirin	10006552534
13	TORRES BARCELO Albert	ESP	Omnium, Madison	10005934360
EUS - Eustrak - Euskadi				
58	ZUAZUBISKAR GALLASTEGI Illart	ESP	Scratch Race, Points Race	10006602044
FRA - France				
150	COQUARD Bryan	FRA	Scratch Race, Madison	10006895064
151	D'ALMEIDA Michael	FRA	Team Sprint, Individual Sprint	10004618796
152	DENIS Thomas	FRA	Team Pursuit, Individual Pursuit	10009736861
153	ERMENAUULT Corentin	FRA	Team Pursuit, Individual Pursuit	10009155972
15	GRONDIN Donavan Vincent	FRA	Omnium, Points Race	10025923131
154	LANDERNEAU Melvin	FRA	Team Sprint, Individual Sprint, Keirin	10010713329
60	MAITRE Florian	FRA	Team Pursuit, Scratch Race, Points Race, Madison	10010589350
155	TABELLION Valentin	FRA	Team Pursuit	10015907071
156	THOMAS Benjamin	FRA	Team Pursuit, Omnium, Madison	10009104341
157	VIGIER Sebastien	FRA	Team Sprint, Individual Sprint, Keirin	10010678569

1-3 November 2019
Communiqué no. 6
Men / Hommes
Entry List By Team / Liste d'inscriptions par équipes

As of THU 31 OCT 2019

Race Number	Team Name	Team Code	Event	UCI Rider ID
GBR - Great Britain				
163	BURKE Steven	GBR	Team Pursuit	10004595356
164	CARLIN Jack	GBR	Team Sprint, Individual Sprint, Keirin	10009967641
165	EMADI Kian	GBR	Team Pursuit, Individual Pursuit	10006898502
166	KENNY Jason	GBR	Team Sprint, Individual Sprint, Keirin	10004599194
167	OWENS Ryan	GBR	Team Sprint, Individual Sprint	10009316024
62	STEWART Mark	GBR	Team Pursuit, Omnium, Scratch Race, Points Race, Madison	10009316327
168	VERNON Ethan	GBR	Team Pursuit, Scratch Race, Individual Pursuit, Madison	10023821362
17	WALLS Matthew	GBR	Team Pursuit, Omnium, Madison	10010171038
GER - Germany				
19	BEYER Maximilian	GER	Omnium, Madison	10007499191
174	BICHLER Timo	GER	Team Sprint	10015171992
175	BOTTICHER Stefan	GER	Team Sprint, Individual Sprint, Keirin	10048325582
176	GROSS Felix	GER	Team Pursuit, Individual Pursuit	10010186701
177	LEVY Maximilian	GER	Team Sprint, Individual Sprint, Keirin	10004601723
178	REINHARDT Theo	GER	Team Pursuit, Madison	10005967403
179	ROHDE Leon	GER	Team Pursuit	10045481664
180	SCHOMBER Nils	GER	Team Pursuit	10007897093
181	WEINSTEIN Domenic	GER	Team Pursuit, Individual Pursuit	10007895780
GRE - Greece				
20	VOLIKAKIS Christos	GRE	Omnium, Scratch Race, Points Race	10004633247
188	VOLIKAKIS Zafeiris	GRE	Omnium, Scratch Race	10005505439
GUA - Guatemala				
189	PINEDA Brandon	GUA	Keirin	10010829830
HKG - Hong Kong, China				
191	CHEUNG King Lok	HKG	Madison	10006278106
192	LAW Tsz Chun	HKG	Individual Sprint	10011155990
193	LEUNG Chun Wing	HKG	Omnium, Madison	10007771401
21	LEUNG Ka Yu	HKG	Omnium, Madison	10007771704
64	MOW Ching Yin	HKG	Scratch Race, Points Race	10009012900
HUB - Huub Wattbike Test Team				
199	ARCHIBALD John	GBR	Team Pursuit, Individual Pursuit	10019151521
200	BIGHAM Daniel	GBR	Team Pursuit, Individual Pursuit	10011080010
201	GORDON Kyle	GBR	Team Pursuit	10018524657
202	PERRETT William	GBR	Team Pursuit	10013692037
203	TIPPER Jacob	GBR	Scratch Race	10010958758
204	WALE Jonathan	GBR	Team Pursuit	10018038142

1-3 November 2019
Communiqué no. 6
Men / Hommes
Entry List By Team / Liste d'inscriptions par équipes

As of THU 31 OCT 2019

Race Number	Team Name	Team Code	Event	UCI Rider ID
HUN - Hungary				
66	FILUTAS Viktor	HUN	Scratch Race, Points Race	10009520532
23	LOVASSY Krisztian	HUN	Omnium	10004610413
205	SZALONTAY Sandor	HUN	Individual Sprint, Keirin	10007073506
IRL - Ireland				
208	MURPHY Jb	IRL	Madison	10011040705
209	POTTS Marc	IRL	Madison	10010087475
ITA - Italy				
67	BERTAZZO Liam	ITA	Points Race	10006903754
215	CECI Francesco	ITA	Individual Sprint, Keirin	10006073493
216	CONSONNI Simone	ITA	Team Pursuit, Madison	10007890730
217	GANNA Filippo	ITA	Team Pursuit, Individual Pursuit	10009164056
218	LAMON Francesco	ITA	Team Pursuit, Omnium, Scratch Race, Madison	10008680672
219	PLEBANI Davide	ITA	Team Pursuit, Individual Pursuit	10009184668
220	SCARTEZZINI Michele	ITA	Scratch Race, Points Race	10006891630
25	VIVIANI Elia	ITA	Team Pursuit, Omnium, Madison	10005502914
JPC - Japan Professional Cyclist Association				
227	MATSUI Koyu	JPN	Keirin	10090680735
JPN - Japan				
228	OBARA Yuta	JPN	Individual Sprint, Keirin	10010773549
KAZ - Kazakhstan				
230	CHUGAY Andrey	KAZ	Team Sprint, Individual Sprint, Keirin	10023551075
231	NALYOTOV Maxim	KAZ	Team Sprint, Individual Sprint	10010114555
232	PONOMARYOV Sergey	KAZ	Team Sprint, Individual Sprint, Keirin	10010797292
233	REZANOV Dmitriy	KAZ	Team Sprint	10036103683
69	VASSILENKOV Roman	KAZ	Omnium, Points Race	10009840531
27	ZAKHAROV Artyom	KAZ	Omnium, Points Race	10006895569
234	ZHUMAKAN Alisher	KAZ	Scratch Race, Individual Pursuit	10011212877
LAT - Latvia				
70	KORNILOVS Vitalijs	LAT	Scratch Race, Individual Pursuit, Points Race	10005436731
LOK - Lokosphinx				
237	MALNEV Sergey	RUS	Team Pursuit	10010168412
238	MUKHOMEDIYAROV Dmitry	RUS	Team Pursuit, Points Race	10015265659
239	NIKIFOROV Arseny	RUS	Team Pursuit	10010165277
71	NOVIKOV Savva	RUS	Team Pursuit, Points Race	10014630008
240	SMIRNOV Alexandr	RUS	Team Pursuit	10015769150
LTU - Lithuania				
241	LENDEL Vasilijus	LTU	Individual Sprint, Keirin	10009181234

1-3 November 2019

Communiqué no. 6

Men / Hommes
Entry List By Team / Liste d'inscriptions par équipes

As of THU 31 OCT 2019

Race Number	Team Name	Team Code	Event	UCI Rider ID
MAS - Malaysia				
244	MOHD ZONIS Muhammad Fadhil	MAS	Individual Sprint, Keirin	10010645732
MCC - Minsk Cycling Club				
72	RAMANAU Raman	BLR	Points Race	10007891336
246	ZAITSAU Artsiom	BLR	Individual Sprint, Keirin	10009017243
MCT - Marathon - Tula Cycling Team				
247	DUBCHENKO Aleksander	RUS	Team Sprint, Individual Sprint	10007772108
248	KOMKOV Daniil	RUS	Team Sprint	10034905836
249	NOSOV Alexey	RUS	Team Sprint	10009721202
250	ROSTOV Pavel	RUS	Team Sprint, Individual Sprint	10015267174
73	SAZANOV Andrei	RUS	Scratch Race, Individual Pursuit, Points Race	10007896588
251	SUKHOV Maxim	RUS	Individual Pursuit	10010167907
MEX - Mexico				
75	SARABIA DIAZ Ignacio	MEX	Points Race	10002689308
NED - Netherlands				
253	HAVIK Yoeri	NED	Points Race, Madison	10006502014
254	HOOGLAND Jeffrey	NED	Team Sprint, Individual Sprint, Keirin	10007379761
255	LAVREYSEN Harrie	NED	Team Sprint, Individual Sprint, Keirin	10009535686
256	LIGTLEE Sam	NED	Team Sprint, Individual Sprint	10009972994
77	PIETERS Roy	NED	Omnium, Points Race, Madison	10004780565
30	van SCHIP Jan Willem	NED	Omnium, Madison	10008881948
257	van THOENDERDAAL Nils	NED	Team Sprint	10008882049
POL - Poland				
262	BIELECKI Maciej	POL	Team Sprint, Individual Sprint	10005641037
263	KRAWCZYK Szymon	POL	Team Pursuit, Individual Pursuit	10010807093
264	MAKSEL Krzysztof	POL	Team Sprint, Keirin	10006902239
265	PROKOPYSZYN Filip	POL	Team Pursuit, Scratch Race, Madison	10048871917
79	PSZCZOLARSKI Wojciech	POL	Points Race, Madison	10006903552
266	RAJKOWSKI Patryk	POL	Team Sprint, Keirin	10009176281
33	RUDYK Bartosz	POL	Team Pursuit, Omnium	10010184172
267	RUDYK Mateusz	POL	Team Sprint, Individual Sprint	10009079382
268	SAJNOK Szymon	POL	Team Pursuit	10009640063
269	STANISZEWSKI Daniel	POL	Team Pursuit, Individual Pursuit, Madison	10009726050
POR - Portugal				
81	LEITAO Iuri	POR	Omnium, Scratch Race, Individual Pursuit, Points Race, Madison	10010800831
35	OLIVEIRA Rui	POR	Omnium, Madison	10009191136

1-3 November 2019
Communiqué no. 6
Men / Hommes
Entry List By Team / Liste d'inscriptions par équipes

As of THU 31 OCT 2019

Race Number	Team Name	Team Code	Event	UCI Rider ID
RUS - Russian Federation				
277	BERSENEV Nikita	RUS	Team Pursuit	10034952922
278	DMITRIEV Denis	RUS	Team Sprint, Individual Sprint, Keirin	10003100142
279	EVTUSHENKO Alexander	RUS	Individual Pursuit	10008705025
280	GONOV Lev	RUS	Team Pursuit	10023524100
281	PISKUNOV Maxim	RUS	Scratch Race, Madison	10009692102
82	ROSTOVTSEV Sergei	RUS	Scratch Race, Points Race, Madison	10009737568
282	SHARAPOV Alexander	RUS	Team Sprint, Individual Sprint	10007897295
283	SMIRNOV Ivan	RUS	Team Pursuit	10015314361
284	SVESHNIKOV Kirill	RUS	Team Pursuit	10006795438
285	SYRITSA Gleb	RUS	Team Pursuit	10034936653
286	TKACHEV Aleksei	RUS	Team Sprint	10006065817
287	YAKUSHEVSKIY Pavel	RUS	Team Sprint, Individual Sprint, Keirin	10004640220
RVL - Gazprom - Rusvelo				
295	PERKINS Shane Alan	RUS	Keirin	10051694112
SDF - Sime Darby Foundation				
298	SAHROM Muhammad Shah Firdaus	MAS	Individual Sprint, Keirin	10009150215
SUI - Switzerland				
300	BISSEGGER Stefan	SUI	Team Pursuit, Individual Pursuit	10010118393
301	FROIDEVAUX Robin	SUI	Team Pursuit, Omnium, Madison	10010118494
38	IMHOF Claudio	SUI	Team Pursuit, Omnium	10005865551
302	MARGUET Tristan	SUI	Scratch Race, Madison	10003301418
303	SCHMID Mauro	SUI	Team Pursuit, Scratch Race	10010948351
84	THIEBAUD Valere	SUI	Team Pursuit, Individual Pursuit, Points Race	10014936566
THA - Thailand				
304	ANGSUTHASAWIT Jai	THA	Keirin	10009009159
TIN - Team Inspired				
305	TRUMAN Joseph	GBR	Individual Sprint, Keirin	10017950943
TTB - Track - Team - Brandenburg				
308	BANUSCH Richard	GER	Team Pursuit	10010184677
309	ENGLER Eric	GER	Team Sprint	10006665496
310	GROSS Franz	GER	Team Sprint, Team Pursuit	10045916649
311	HINZE Carl	GER	Team Sprint	10015992654
312	HOHNE Anton	GER	Team Sprint	10016274964
313	KEUP Pierre-Pascal	GER	Team Pursuit	10036281923
86	MALCHAREK Moritz	GER	Team Pursuit, Scratch Race, Points Race	10009975927
314	SCHMIEDEL Sebastian	GER	Team Pursuit	10010169523

1-3 November 2019
Communiqué no. 6
Men / Hommes
Entry List By Team / Liste d'inscriptions par équipes

As of THU 31 OCT 2019

Race Number	Team Name	Team Code	Event	UCI Rider ID
UKR - Ukraine				
315	CHEBANETS Tadey-Ivan	UKR	Team Sprint, Keirin	10010903891
316	DENYSENKO Vladyslav	UKR	Team Sprint	10088726789
41	DZHUS Volodymyr	UKR	Team Pursuit, Omnium, Individual Pursuit	10007892447
317	GLADYSH Roman	UKR	Scratch Race, Points Race, Madison	10009166581
87	HRYNIV Vitaliy	UKR	Team Pursuit, Omnium, Points Race, Madison	10009033310
318	MOSHCHONSKYI Oleksandr	UKR	Team Sprint	10093638932
319	SHCHERBAN Vladyslav	UKR	Team Pursuit, Madison	10011145280
320	STOVBETSKYI Dmytro	UKR	Team Sprint, Keirin	10090555241
321	TSARENKO Kyrylo	UKR	Team Pursuit, Individual Pursuit	10089663548
322	VASYLIEV Maksym	UKR	Team Pursuit	10006320340
USA - United States of America				
330	CROOM John	USA	Team Pursuit, Individual Pursuit	10010601171
331	DANIEL Gregory	USA	Team Pursuit	10007897602
332	HOOVER Gavin	USA	Team Pursuit, Madison	10009730191
42	KLINE Shane	USA	Omnium, Scratch Race, Madison	10004748738
333	LAMBIE Ashton	USA	Team Pursuit, Individual Pursuit	10062511430
334	YOUNG Eric	USA	Team Pursuit, Scratch Race, Madison	10007701073
UZB - Uzbekistan				
44	KHALMURATOV Muradjan	UZB	Omnium, Points Race	10002301914
VEN - Venezuela				
341	CANELON VERA Hersony	VEN	Individual Sprint, Keirin	10004717719

1-3 November 2019

Communiqué no. 7

Women / Femmes
Entry List By Team / Liste d'inscriptions par équipes

As of THU 31 OCT 2019

Race Number	Team Name	Team Code	Event	UCI Rider ID
AUT - Austria				
1	EBERHARDT Verena	AUT	Omnium, Scratch Race, Points Race	10008670770
BAR - Barbados				
2	JOSEPH Amber	BAR	Omnium, Scratch Race, Points Race	10061870927
BCC - Beat Cycling Club				
94	DEGRENDELE Nicky	BEL	Keirin	10009134956
BEL - Belgium				
98	BOSSUYT Shari	BEL	Team Pursuit, Madison	10015334872
99	CROKET Gilke	BEL	Team Pursuit, Scratch Race, Points Race	10007077647
4	D'HOORE Jolien	BEL	Team Pursuit, Omnium, Madison	10004779050
49	DOM Annelies	BEL	Team Pursuit, Points Race	10007860014
100	KOPECKY Lotte	BEL	Team Pursuit, Omnium, Madison	10007350459
BLR - Belarus				
107	AMIALIUSIK Alena	BLR	Team Pursuit	10005492002
108	MIADZVETSKAYA Dziyana	BLR	Individual Sprint, Keirin	10063752828
109	PIVAVARAVA Palina	BLR	Team Pursuit, Scratch Race, Madison	10008920950
110	SALAUYEVA Aksana	BLR	Team Pursuit, Madison	10015326990
111	SAVENKA Ina	BLR	Team Pursuit, Omnium, Points Race, Madison	10008946717
112	SAVENKA Karalina	BLR	Team Pursuit, Scratch Race	10010177809
6	SHARAKOVA Tatsiana	BLR	Omnium, Points Race	10002669605
CAN - Canada				
8	COLES-LYSTER Maggie	CAN	Omnium, Scratch Race	10010998568
CAT - Israel Cycling Academy Track Team				
52	CHULKOVA Anastasia	RUS	Scratch Race, Points Race	10003100849
CHI - Chile				
113	SOTO CAMPOS Catalina Anais	CHI	Scratch Race	10053554791
CHN - People's Republic of China				
119	LIU Jiali	CHN	Omnium, Scratch Race, Points Race, Madison	10010915110
10	WANG Xiaofei	CHN	Omnium, Scratch Race, Madison	10062018851
120	ZHANG Linyin	CHN	Team Sprint	10010914807
53	ZHANG Ying	CHN	Points Race, Madison	10015997708
121	ZHONG Tianshi	CHN	Team Sprint, Individual Sprint, Keirin	10006899613
122	ZHUANG Wei	CHN	Team Sprint	10010914908
COL - Colombia				
125	BAYONA PINEDA Martha	COL	Team Sprint, Individual Sprint, Keirin	10009040279
126	GAVIRIA RENDON Juliana	COL	Team Sprint, Individual Sprint, Keirin	10007737146

1-3 November 2019

Communiqué no. 7

Women / Femmes
Entry List By Team / Liste d'inscriptions par équipes

As of THU 31 OCT 2019

Race Number	Team Name	Team Code	Event	UCI Rider ID
CZE - Czech Republic				
132	KANKOVSKA Sara	CZE	Individual Sprint, Keirin	10010167402
133	KOHOUTKOVA Katerina	CZE	Scratch Race, Points Race, Madison	10010777791
55	MACHACOVA Jarmila	CZE	Scratch Race, Points Race, Madison	10004738937
DEN - Denmark				
12	DIDERIKSEN Amalie	DEN	Omnium, Points Race, Madison	10009487085
56	SCHMIDT Trine	DEN	Omnium, Points Race, Madison	10004631732
ERD - Team Erdgas.2012				
143	FRIEDRICH Lea Sophie	GER	Team Sprint, Individual Sprint, Keirin	10015171184
144	GRABOSCH Pauline Sophie	GER	Team Sprint, Individual Sprint, Keirin	10010169624
ESP - Spain				
148	CALVO BARBERO Tania	ESP	Team Sprint, Individual Sprint, Keirin	10006604771
149	CASAS ROIGE Helena	ESP	Team Sprint, Individual Sprint, Keirin	10004616877
14	USABIAGA BALERDI Irene	ESP	Omnium, Scratch Race, Points Race	10007502023
EUS - Eustrak - Euskadi				
59	USABIAGA BALERDI Ana	ESP	Scratch Race, Points Race	10005979123
FRA - France				
61	BERTEAU Victoire	FRA	Omnium, Scratch Race, Points Race	10015338916
158	BORRAS Marion	FRA	Team Pursuit	10009989970
16	COPPONI Clara	FRA	Team Pursuit, Omnium, Madison	10015328711
159	DEMAY Coralie	FRA	Team Pursuit, Points Race, Madison	10007773825
160	FORTIN Valentine	FRA	Team Pursuit, Scratch Race	10015339017
161	GROS Mathilde	FRA	Individual Sprint, Keirin	10015528367
162	le NET Marie	FRA	Team Pursuit, Madison	10023522278
GBR - Great Britain				
169	BARKER Megan	GBR	Team Pursuit, Madison	10009968146
18	KENNY Laura	GBR	Team Pursuit, Omnium, Madison	10007189300
170	KNIGHT Josie	GBR	Team Pursuit	10009762224
171	MARCHANT Katy	GBR	Individual Sprint, Keirin	10009195883
172	NELSON Emily	GBR	Team Pursuit, Omnium, Scratch Race, Madison	10009513862
173	ROBERTS Jessica	GBR	Team Pursuit, Madison	10015331438
GER - Germany				
63	BECKER Charlotte	GER	Points Race	10002523701
182	BRAUSSE Franziska	GER	Team Pursuit, Madison	10010169220
183	BRENNAUER Lisa	GER	Team Pursuit	10004602935
184	HINZE Emma	GER	Individual Sprint, Keirin	10010652196
185	KLEIN Lisa	GER	Team Pursuit, Madison	10008965814
186	KROGER Mieke	GER	Team Pursuit	10007520110
187	STOCK Gudrun	GER	Team Pursuit, Madison	10008696234

1-3 November 2019

Communiqué no. 7

Women / Femmes
Entry List By Team / Liste d'inscriptions par équipes

As of THU 31 OCT 2019

Race Number	Team Name	Team Code	Event	UCI Rider ID
GUA - Guatemala				
190	RODRIGUEZ Nicole	GUA	Individual Sprint, Keirin	10015279605
HKG - Hong Kong, China				
22	LEE Sze Wing	HKG	Omnium, Scratch Race	10045966058
194	LEE Wai Sze	HKG	Individual Sprint, Keirin	10004875747
65	LEUNG Bo Yee	HKG	Points Race, Madison	10006278510
195	PANG Yao	HKG	Omnium, Madison	10008689059
196	YANG Qianyu	HKG	Madison	10008999055
HKS - Hksi Pro Cycling Team				
197	LEE Hoi Yan Jessica	HKG	Individual Sprint, Keirin	10066087191
198	LI Yin Yin	HKG	Individual Sprint	10010797696
INA - Indonesia				
206	DWI PUTRI Crismonita	INA	Team Sprint, Individual Sprint, Keirin	10015346895
207	NOVANDA Elga Kharisma	INA	Team Sprint	10007428362
IRL - Ireland				
210	GILLESPIE Lara	IRL	Team Pursuit	10016636692
211	GRIFFIN Mia	IRL	Team Pursuit, Scratch Race	10062151116
24	KAY Emily	IRL	Team Pursuit, Omnium, Madison	10008678551
212	MURPHY Kelly	IRL	Team Pursuit	10015835030
213	SHARPE Alice	IRL	Team Pursuit, Madison	10016236063
214	STEWART Robyn	IRL	Individual Sprint, Keirin	10018638431
ITA - Italy				
221	ALZINI Martina	ITA	Team Pursuit	10010713228
222	BALSAMO Elisa	ITA	Team Pursuit, Omnium, Madison	10010182657
223	CAVALLI Marta	ITA	Team Pursuit	10011143260
68	CONFALONIERI Maria Giulia	ITA	Points Race, Madison	10007278822
224	FIDANZA Martina	ITA	Scratch Race	10015662349
225	GUAZZINI Vittoria	ITA	Team Pursuit	10015339118
26	PATERNOSTER Letizia	ITA	Team Pursuit, Omnium, Madison	10015336387
226	VECE Miriam	ITA	Individual Sprint, Keirin	10010714137
JPN - Japan				
229	OHTA Riyu	JPN	Individual Sprint, Keirin	10020981585
KAZ - Kazakhstan				
28	SULTANOVA Rinata	KAZ	Omnium, Scratch Race	10010114252
KOR - Republic of Korea				
235	KIM Soohyun	KOR	Team Sprint, Individual Sprint	10010801134
236	LEE Hyejin	KOR	Team Sprint, Keirin	10007209609

1-3 November 2019

Communiqué no. 7

Women / Femmes
Entry List By Team / Liste d'inscriptions par équipes

As of THU 31 OCT 2019

Race Number	Team Name	Team Code	Event	UCI Rider ID
LTU - Lithuania				
29	BALEISYTE Olivija	LTU	Omnium, Scratch Race	10010807905
242	KRUPECKAITE Simona	LTU	Team Sprint, Individual Sprint, Keirin	10002501368
243	MAROZAITE Migle	LTU	Team Sprint, Individual Sprint	10010640880
MAS - Malaysia				
245	MUSTAPA Fatehah	MAS	Individual Sprint, Keirin	10005605267
MCT - Marathon - Tula Cycling Team				
74	AVERINA Mariia	RUS	Scratch Race, Points Race	10007498585
MEX - Mexico				
252	ACEVEDO MENDOZA Yareli	MEX	Madison	10083581446
76	ARREOLA NAVARRO Sofia	MEX	Points Race, Madison	10006501105
NED - Netherlands				
258	BRASPENINCX Shanne	NED	Team Sprint, Individual Sprint, Keirin	10007618524
259	LAMBERINK Kyra	NED	Team Sprint	10009125458
78	PIETERS Amy	NED	Omnium, Scratch Race, Points Race, Madison	10004779252
260	van der PEET Steffie	NED	Team Sprint, Individual Sprint	10014699726
261	van RIESSEN Laurine	NED	Individual Sprint, Keirin	10010579448
31	WILD Kirsten	NED	Omnium, Scratch Race, Points Race, Madison	10002919175
NOR - Norway				
32	STENBERG Anita Yvonne	NOR	Omnium, Scratch Race, Points Race	10008956114
POL - Poland				
270	KACZKOWSKA Justyna	POL	Team Pursuit, Scratch Race	10010945725
271	KARASIEWICZ Karolina	POL	Team Pursuit, Points Race	10006902643
272	KARWACKA Marlena	POL	Team Sprint, Individual Sprint, Keirin	10010098589
273	LOS Urszula	POL	Team Sprint, Individual Sprint, Keirin	10007793326
274	PIETRZAK Lucja	POL	Team Pursuit, Scratch Race	10008690271
34	PIKULIK Daria	POL	Team Pursuit, Omnium, Madison	10009988556
80	PIKULIK Wiktoria	POL	Team Pursuit, Points Race, Madison	10010201148
275	PLOSAJ Nikol	POL	Team Pursuit, Madison	10009232966
POR - Portugal				
36	MARTINS Maria	POR	Omnium, Points Race	10015577574
RSA - South Africa				
276	du PREEZ Charlene	RSA	Individual Sprint, Keirin	10009143949

1-3 November 2019

Communiqué no. 7

Women / Femmes
Entry List By Team / Liste d'inscriptions par équipes

As of THU 31 OCT 2019

Race Number	Team Name	Team Code	Event	UCI Rider ID
RUS - Russian Federation				
288	ANTONOVA Natalia	RUS	Team Sprint, Individual Sprint	10009045636
289	DRONOVA Tamara	RUS	Team Pursuit, Scratch Race	10007272253
290	GNIDENKO Ekaterina	RUS	Team Sprint, Individual Sprint, Keirin	10006462305
37	KLIMOVA Diana	RUS	Omnium, Points Race, Madison	10009183557
291	MALKOVA Daria	RUS	Team Pursuit, Scratch Race	10015267578
292	MILIAEVA Mariia	RUS	Team Pursuit	10036070644
293	NOVOLODSKAYA Mariia	RUS	Team Pursuit, Madison	10014629705
83	ROSTOVTSEVA Maria	RUS	Team Pursuit, Omnium, Points Race	10014629604
294	VOINOVA Anastasiia	RUS	Team Sprint, Individual Sprint, Keirin	10007498484
RVL - Gazprom - Rusvelo				
296	ROGOVAYA Ekaterina	RUS	Team Sprint, Keirin	10050548094
297	SHMELEVA Daria	RUS	Team Sprint, Keirin	10007272455
SDF - Sime Darby Foundation				
299	ROSIDI Anis Amira	MAS	Individual Sprint, Keirin	10010798003
SUI - Switzerland				
85	ANDRES Michelle	SUI	Points Race, Madison	10009445154
39	WALDIS Andrea	SUI	Omnium, Madison	10007708551
SVK - Slovakia				
40	MEDVEDOVA Tereza	SVK	Omnium, Scratch Race, Points Race	10008625607
TIN - Team Inspired				
306	CAPEWELL Sophie	GBR	Individual Sprint, Keirin	10010171442
TPE - Chinese Taipei				
307	WANG Tzu Chun	TPE	Individual Sprint, Keirin	10011088393
UKR - Ukraine				
323	BASOVA Liubov	UKR	Team Sprint, Individual Sprint, Keirin	10004594447
324	BIRIUKOVA Yuliiia	UKR	Team Pursuit, Points Race	10088433466
88	FEDOTOVA Kseniia	UKR	Team Pursuit, Points Race	10088788629
325	KLIACHINA Oksana	UKR	Team Pursuit, Madison	10010746570
326	KLIMCHENKO Tetyana	UKR	Team Pursuit, Scratch Race	10009073827
327	NAHIRNA Anna	UKR	Madison	10005510994
328	SOLOVEI Ganna	UKR	Team Pursuit, Madison	10006645995
329	STARIKOVA Olena	UKR	Team Sprint, Individual Sprint	10009233370

1-3 November 2019

Communiqué no. 7

Women / Femmes
Entry List By Team / Liste d'inscriptions par équipes

As of THU 31 OCT 2019

Race Number	Team Name	Team Code	Event	UCI Rider ID
USA - United States of America				
335	BIRCH Christina	USA	Team Pursuit, Omnium, Points Race, Madison	10008991678
336	DYGERT Chloe	USA	Team Pursuit	10010971690
337	GEIST Kimberly	USA	Team Pursuit	10004625466
338	GODBY Madalyn	USA	Individual Sprint, Keirin	10007242648
339	MARQUARDT Mandy	USA	Individual Sprint, Keirin	10006669439
43	VALENTE Jennifer	USA	Team Pursuit, Omnium, Scratch Race, Points Race, Madison	10007895881
340	WHITE Emma	USA	Team Pursuit	10009354319
UZB - Uzbekistan				
45	ZABELINSKAYA Olga	UZB	Omnium, Points Race	10001441139

Competition Schedule / Programme des compétitions

As of SUN 3 NOV 2019

Date	Session Time	Duration Time	Event
FRI 1 NOV	11:00 / 15:01	28	Women's Team Pursuit First Round
		26	Men's Team Pursuit First Round
		33	Women's Team Sprint Qualifying
		17	Women's Points Race Qualifying - Heat 1
		17	Women's Points Race Qualifying - Heat 2
		25	Men's Points Race Qualifying - Heat 1
		25	Men's Points Race Qualifying - Heat 2
		50	Men's Team Sprint Qualifying
		10	Women's Scratch Race Qualifying - Heat 1
		10	Women's Scratch Race Qualifying - Heat 2
	16:45 / 21:05	35	Opening Ceremony
		11	Women's Team Sprint First Round
		15	Women's Team Pursuit Finals
		52	Men's Points Race Final
		13	Men's Team Sprint First Round
		8	Women's Team Pursuit, Victory Ceremony
		6	Men's Points Race, Victory Ceremony
		14	Men's Team Pursuit Finals
		8	Women's Team Sprint Finals
		37	Women's Points Race Final
		8	Men's Team Pursuit, Victory Ceremony
		8	Women's Team Sprint, Victory Ceremony
		6	Women's Points Race, Victory Ceremony
		8	Men's Team Sprint Finals
		17	Women's Scratch Race Final
		8	Men's Team Sprint, Victory Ceremony
		6	Women's Scratch Race, Victory Ceremony

Note:
Schedule subject to change.

1-3 November 2019
Communiqué no. 9

Competition Schedule / Programme des compétitions

As of SUN 3 NOV 2019

Date	Session Time	Duration Time	Event
SAT 2 NOV	11:00 / 15:01	54	Women's Sprint Qualifying
		12	Men's Scratch Race Qualifying - Heat 1
		12	Men's Scratch Race Qualifying - Heat 2
		38	Women's Sprint 1/16 Finals
		18	Men's Keirin First Round
		25	Women's Sprint 1/8 Finals
		18	Men's Keirin First Round Repechage
		16	Women's Sprint Quarterfinals - Race 1
		22	Men's Scratch Race Final
		16	Women's Sprint Quarterfinals - Race 2
		6	Men's Scratch Race, Victory Ceremony
		4	Women's Sprint Quarterfinals - Decider
	17:00 / 20:25	16	Men's Omnium Scratch Race 1\4
		8	Women's Sprint Semifinals - Race 1
		9	Men's Keirin Second Round
		8	Women's Sprint Semifinals - Race 2
		15	Men's Omnium Tempo Race 2\4
		4	Women's Sprint Semifinals - Decider
		39	Women's Madison Final
		17	Men's Omnium Elimination Race 3\4
		10	Men's Keirin Finals
		8	Women's Sprint Finals - Race 1
		8	Women's Madison, Victory Ceremony
		6	Men's Keirin, Victory Ceremony
		8	Women's Sprint Finals - Race 2
		33	Men's Omnium Points Race 4\4
		4	Women's Sprint Finals - Decider
		6	Men's Omnium, Victory Ceremony
		6	Women's Sprint, Victory Ceremony

Note:
Schedule subject to change.

1-3 November 2019
Communiqué no. 10

Competition Schedule / Programme des compétitions

As of SAT 2 NOV 2019

Date	Session Time	Duration Time	Event
SUN 3 NOV	10:00 / 14:47	46	Men's Sprint Qualifying
		67	Men's Individual Pursuit Qualifying
		38	Men's Sprint 1/16 Finals
		27	Women's Keirin First Round
		25	Men's Sprint 1/8 Finals
		27	Women's Keirin First Round Repechage
		16	Men's Sprint Quarterfinals - Race 1
		15	Men's Individual Pursuit Finals
		16	Men's Sprint Quarterfinals - Race 2
		6	Men's Individual Pursuit, Victory Ceremony
		4	Men's Sprint Quarterfinals - Decider
	16:00 / 19:49	15	Women's Omnium Scratch Race 1¼
		8	Men's Sprint Semifinals - Race 1
		9	Women's Keirin Second Round
		8	Men's Sprint Semifinals - Race 2
		14	Women's Omnium Tempo Race 2¼
		4	Men's Sprint Semifinals - Decider
		60	Men's Madison Final
		17	Women's Omnium Elimination Race 3¼
		10	Women's Keirin Finals
		8	Men's Sprint Finals - Race 1
		8	Men's Madison, Victory Ceremony
		6	Women's Keirin, Victory Ceremony
		8	Men's Sprint Finals - Race 2
		30	Women's Omnium Points Race 4¼
		4	Men's Sprint Finals - Decider
		6	Women's Omnium, Victory Ceremony
		6	Men's Sprint, Victory Ceremony
		8	World Cup Round Winner

Note:
Schedule subject to change.

1-3 November 2019
Communiqué no. 172
Medallists by Event / Médaillé(e)s par épreuve

As of SUN 3 NOV 2019 at 19:41

AFTER 17 OF 17 EVENTS

Event	Date	Medal	Name	Team Code
Women's Omnium	SUN 3 NOV	GOLD	VALENTE Jennifer	USA
		SILVER	PATERNOSTER Letizia	ITA
		BRONZE	KENNY Laura	GBR
Women's Keirin	SUN 3 NOV	GOLD	HINZE Emma	GER
		SILVER	GROS Mathilde	FRA
		SILVER	LEE Hyejin	KOR
Men's Madison	SUN 3 NOV	GOLD	HANSEN Lasse Norman MORKOV Michael	DEN
		SILVER	COQUARD Bryan THOMAS Benjamin	FRA
		BRONZE	MORA VEDRI Sebastian TORRES BARCELO Albert	ESP
Men's Individual Pursuit	SUN 3 NOV	GOLD	GANNA Filippo	ITA
		SILVER	ARCHIBALD John	HUB
		BRONZE	LAMBIE Ashton	USA
Men's Omnium	SAT 2 NOV	GOLD	WALLS Matthew	GBR
		SILVER	VIVIANI Elia	ITA
		BRONZE	OLIVEIRA Rui	POR
Men's Keirin	SAT 2 NOV	GOLD	LAVREYSEN Harrie	NED
		SILVER	DMITRIEV Denis	RUS
		BRONZE	MATSUI Koyu	JPC
Women's Madison	SAT 2 NOV	GOLD	PIETERS Amy WILD Kirsten	NED
		SILVER	KENNY Laura NELSON Emily	GBR
		BRONZE	COPPONI Clara le NET Marie	FRA
Men's Scratch Race	SAT 2 NOV	GOLD	KARALIOK Yauheni	BLR
		SILVER	MORA VEDRI Sebastian	ESP
		BRONZE	YOUNG Eric	USA
Women's Scratch Race	FRI 1 NOV	GOLD	WILD Kirsten	NED
		SILVER	FIDANZA Martina	ITA
		BRONZE	VALENTE Jennifer	USA

1-3 November 2019

Communiqué no. 172

Medallists by Event / Médaillé(e)s par épreuve

As of SUN 3 NOV 2019 at 19:41

AFTER 17 OF 17 EVENTS

Event	Date	Medal	Name	Team Code
Men's Team Sprint	FRI 1 NOV	GOLD	HOOGLAND Jeffrey LAVREYSEN Harrie van THOENDERDAAL Nils LIGTLEE Sam (R)	NED
		SILVER	CARLIN Jack KENNY Jason OWENS Ryan	GBR
		BRONZE	BOS Theo BUCHLI Matthijs van den BERG Roy	BCC
Women's Points Race	FRI 1 NOV	GOLD	VALENTE Jennifer	USA
		SILVER	CONFALONIERI Maria Giulia	ITA
		BRONZE	SHARAKOVA Tatsiana	BLR
Women's Team Sprint	FRI 1 NOV	GOLD	ROGOVAYA Ekaterina SHMELEVA Daria	RVL
		SILVER	ANTONOVA Natalia GNIDENKO Ekaterina	RUS
		BRONZE	FRIEDRICH Lea Sophie GRABOSCH Pauline Sophie	ERD
Men's Team Pursuit	FRI 1 NOV	GOLD	HANSEN Lasse Norman JOHANSEN Julius MADSEN Frederik Rodenberg PEDERSEN Rasmus	DEN
		SILVER	DENIS Thomas ERMENAULT Corentin TABELLION Valentin THOMAS Benjamin	FRA
		BRONZE	CONSONNI Simone GANNA Filippo LAMON Francesco VIVIANI Elia PLEBANI Davide (R)	ITA
Men's Points Race	FRI 1 NOV	GOLD	STEWART Mark	GBR
		SILVER	MORA VEDRI Sebastian	ESP
		BRONZE	GRAF Andreas	AUT

1-3 November 2019
Communiqué no. 172
Medallists by Event / Médaillé(e)s par épreuve

As of SUN 3 NOV 2019 at 19:41

AFTER 17 OF 17 EVENTS

Event	Date	Medal	Name	Team Code
Women's Team Pursuit	FRI 1 NOV	GOLD	BIRCH Christina DYGERT Chloe VALENTE Jennifer WHITE Emma	USA
		SILVER	BRAUSSE Franziska BRENNAUER Lisa KLEIN Lisa STOCK Gudrun KROGER Mieke (R)	GER
		BRONZE	ALZINI Martina BALSAMO Elisa CAVALLI Marta PATERNOSTER Letizia GUAZZINI Vittoria (R)	ITA
Men's Sprint	SUN 1 JAN	GOLD	LAVREYSEN Harrie	NED
		SILVER	HOOGLAND Jeffrey	NED
		BRONZE	BUCHLI Matthijs	BCC
Women's Sprint	SUN 1 JAN	GOLD	LEE Wai Sze	HKG
		SILVER	VOINOVA Anastasiia	RUS
		BRONZE	HINZE Emma	GER

Note:
All riders who competed for a team in any phase are listed on this output.

LEGEND
R Replaced

1-3 November 2019

Communiqué no. 173

Medal Standings / Tableau des médailles

As of SUN 3 NOV 2019 at 19:41

AFTER 17 OF 17 EVENTS

Rank	Team	Men				Women				Total				Rank by Total
		G	S	B	Tot.	G	S	B	Tot.	G	S	B	Tot.	
1	NED - Netherlands	3	1		4	2			2	5	1		6	=2
2	USA - United States			2	2	3		1	4	3		3	6	=2
3	GBR - Great Britain	2	1		3		1	1	2	2	2	1	5	3
4	DEN - Denmark	2			2					2			2	=6
5	ITA - Italy	1	1	1	3		3	1	4	1	4	2	7	1
6	GER - Germany					1	1	1	3	1	1	1	3	=5
7	BLR - Belarus	1			1			1	1	1		1	2	=6
8	HKG - Hong Kong, China					1			1	1			1	=7
8	RVL - Gazprom - Rusvelo					1			1	1			1	=7
10	FRA - France		2		2		1	1	2		3	1	4	4
11	RUS - Russian Federation		1		1		2		2		3		3	=5
12	ESP - Spain		2	1	3						2	1	3	=5
13	HUB - Huub Wattbike Test Team		1		1						1		1	=7
13	KOR - Republic of Korea						1		1		1		1	=7
15	BCC - Beat Cycling Club			2	2							2	2	=6
16	AUT - Austria			1	1							1	1	=7
16	ERD - Team Erdgas.2012							1	1			1	1	=7
16	JPC - Japan Professional Cyclist Association			1	1							1	1	=7
16	POR - Portugal			1	1							1	1	=7
	Total:	9	9	9	27	8	9	7	24	17	18	16	51	

Note:

Rank by Total is calculated by the total number of gold, silver and bronze medals.

LEGEND

 = Equal sign indicates that two or more Teams share the same rank by total
 Tot. Total

B Bronze **G** Gold **S** Silver

1-3 November 2019

Communiqué no. 175

Number of Entries by Team / Nombre d'inscriptions par équipes

As of 3 NOV 2019

Team	Men										Women										Total Riders
	Team Sprint	Sprint	Keirin	Team Pursuit	Pursuit	Points Race	Scratch Race	Omnium	Madison	Riders	Team Sprint	Sprint	Keirin	Team Pursuit	Points Race	Scratch Race	Omnium	Madison	Riders		
ALG						1	1			1									1	1	
AUT						1	1		2	3				1	1	1			1	4	
BAR														1	1	1			1	1	
BCC	3	1	1							3									1	4	
BEL				4	1	1	1	1	2	5			4	1	1	1	2		5	10	
BIC					1	1	1			1									1	1	
BLR	3		1	4	1	1	1	1	2	8		1	1	4	1	1	1	2	6	14	
CAN								1		1					1	1			1	2	
CAT														1	1				1	1	
CHI															1				1	1	
CHN	3	2	1				1	1		6	2	1	1	1	1	1	2		6	12	
COL		2	1							2	2	2	1						2	4	
CZE	3	2	1		1	1	1			5		1	1	1	1		2		3	8	
DEN				4	1			1	2	6				1		1	2		2	8	
ERD	3	2	1							3	2	2	1						2	5	
ESP	3	2	1			1	1	1	2	5	2	2	1	1	1	1			3	8	
EUS						1	1			1				1	1				1	2	
FRA	3	2	1	4	1	1	1	1	2	10		1	1	4	1	1	1	2	7	17	
GBR	3	2	1	4	1	1	1	1	2	8		1	1	4		1	1	2	5	13	
GER	3	1	1	5	1			1	2	9		1	1	5	1		2		7	16	
GRE						1	1	1		2									2	2	
GUA			1							1		1	1						1	2	
HKG		1				1	1	1	2	5		1	1	1	1	1	2		5	10	
HKS												2	1						2	2	
HUB				4	1		1			5									5	5	
HUN		1	1			1	1	1		3									3	3	
INA											2	1	1						2	2	
IRL									2	2		1	1	5		1	1	2	6	8	
ITA		1	1	5	1	1	1	1	2	8		1	1	5	1	1	1	2	8	16	
JPC			1							1									1	1	
JPN		1	1							1		1	1						1	2	
KAZ	3	2	1		1	1	1	1		7					1	1			1	8	
KOR											2	1	1						2	2	
LAT					1	1	1			1									1	1	
LOK				4		1				4									4	4	
LTU		1	1							1	2	2	1			1	1		3	4	
MAS		1	1							1		1	1						1	2	
MCC		1	1			1				2									2	2	
MCT	3	1			1	1	1			6				1	1				1	7	
MEX						1				1				1			2		2	3	
NED	4	2	1			1		1	2	7	3	2	1	1	1	1	2		6	13	
NOR														1	1	1			1	1	
POL	4	1	1	4	1	1	1	1	2	9	2	2	1	4	1	1	1	2	8	17	
POR					1	1	1	1	2	2				1		1			1	3	
RSA												1	1						1	1	
RUS	3	2	1	4	1	1	1		2	10	2	2	1	4	1	1	1	2	9	19	
RVL			1							1	2		1						2	3	
SDF		1	1							1		1	1						1	2	

1-3 November 2019

Communiqué no. 175

Number of Entries by Team / Nombre d'inscriptions par équipes

As of 3 NOV 2019

Team	Men										Women										Total Riders
	Team Sprint	Sprint	Keirin	Team Pursuit	Pursuit	Points Race	Scratch Race	Omnium	Madison	Riders	Team Sprint	Sprint	Keirin	Team Pursuit	Points Race	Scratch Race	Omnium	Madison	Riders		
SUI				4	1	1	1	1	2	6					1		1	2	2	8	
SVK															1	1	1		1	1	
THA			1							1										1	
TIN			1							1		1	1						1	2	
TPE												1	1						1	1	
TTB	3			4		1	1			8										8	
UKR	3		1	4	2	1	1	1	2	9	2	2	1	4	1	1		2	7	16	
USA				4	1		1	1	2	6		2	1	4	1	1	1	2	6	12	
UZB						1		1		1					1		1		1	2	
VEN		1	1							1										1	
Total	50	33	28	62	20	28	26	21	36	191	25	38	30	47	26	26	24	36	138	329	

1-3 November 2019
Communiqué no. 174

Team World Cup Standings / Classement coupe du monde par équipes

As of SUN 3 NOV 2019

Event No 1	Minsk (BLR)	1-3 NOV 2019
Event No 2	Glasgow (GBR)	8-10 NOV 2019
Event No 3	Hong-Kong (HKG)	29 NOV-1 DEC 2019
Event No 4	Cambridge (NZL)	6-8 DEC 2019
Event No 5	Brisbane (AUS)	13-15 DEC 2019
Event No 6	Milton (CAN)	24-26 JAN 2020

Rank	Name	Team Code	Event No 1	Event No 2	Event No 3	Event No 4	Event No 5	Event No 6	Total Points
1	Great Britain	GBR	6415,0						6415,0
2	France	FRA	6297,5						6297,5
3	Netherlands	NED	5765,0						5765,0
4	Russian Federation	RUS	5215,0						5215,0
5	Italy	ITA	5077,0						5077,0
6	Germany	GER	4937,5						4937,5
7	United States	USA	4890,0						4890,0
8	Poland	POL	4521,0						4521,0
9	Belgium	BEL	3580,0						3580,0
10	Belarus	BLR	3477,0						3477,0
11	Spain	ESP	3073,5						3073,5
12	Ukraine	UKR	2951,0						2951,0
13	Denmark	DEN	2775,0						2775,0
14	Hong Kong, China	HKG	2320,0						2320,0
15	Switzerland	SUI	2125,0						2125,0
16	China	CHN	1975,5						1975,5
17	Czech Republic	CZE	1946,0						1946,0
18	Team Erdgas.2012	ERD	1772,5						1772,5
19	Lithuania	LTU	1720,0						1720,0
20	Ireland	IRL	1561,0						1561,0
21	Portugal	POR	1530,0						1530,0
22	Beat Cycling Club	BCC	1450,0						1450,0
23	Kazakhstan	KAZ	1228,5						1228,5
24	Austria	AUT	1220,0						1220,0
25	Huub Wattbike Test Team	HUB	1150,0						1150,0
26	Colombia	COL	1057,0						1057,0
27	Track - Team - Brandenburg	TTB	972,5						972,5
28	Marathon - Tula Cycling Team	MCT	901,0						901,0
29	Hungary	HUN	690,0						690,0
30	Japan	JPN	680,0						680,0
31	Gazprom - Rusvelo	RVL	676,0						676,0
32	Greece	GRE	660,0						660,0
33	Republic of Korea	KOR	656,0						656,0
34	Norway	NOR	585,0						585,0
35	Lokosphinx	LOK	525,0						525,0
36	Israel Cycling Academy Track Team	CAT	475,0						475,0
36	Uzbekistan	UZB	475,0						475,0
38	Indonesia	INA	441,0						441,0
39	Eustrak - Euskadi	EUS	431,0						431,0

1-3 November 2019
Communiqué no. 174
Team World Cup Standings / Classement coupe du monde par équipes

As of SUN 3 NOV 2019

Rank	Name	Team Code	Event No 1	Event No 2	Event No 3	Event No 4	Event No 5	Event No 6	Total Points
40	Minsk Cycling Club	MCC	406,0						406,0
41	Canada	CAN	405,0						405,0
42	Japan Professional Cyclist Association	JPC	400,0						400,0
43	Malaysia	MAS	346,0						346,0
44	Team Inspired	TIN	335,0						335,0
45	Barbados	BAR	280,0						280,0
46	Mexico	MEX	270,0						270,0
47	Slovakia	SVK	260,0						260,0
48	Sime Darby Foundation	SDF	231,0						231,0
49	Hksi Pro Cycling Team	HKS	221,0						221,0
50	Venezuela	VEN	205,0						205,0
51	Latvia	LAT	190,0						190,0
52	Bison Sport - Commel	BIC	130,0						130,0
53	Thailand	THA	120,0						120,0
54	South Africa	RSA	101,0						101,0
55	Chile	CHI	70,0						70,0
56	Algeria	ALG	60,0						60,0
57	Guatemala	GUA	3,0						3,0
58	Chinese Taipei	TPE	2,0						2,0

DECISIONS Day 0 and Day 1

MEN POINTS RACE, Final

57. MORA, Sebastian (UCI ID 10019037545) (ESP); Relegation sprint N° 12 / Declassement sprint N°12
For entering the sprinter's lane when the opponent was already there. (C8).
Pour être entré dans le couloir des sprinters alors que son adversaire s'y trouvait déjà. (C8).

The UCI carried out 146 bike checks during today's TRACK CYCLING WORLD CUP MINSK. All the bikes that were tested complied with the UCI Regulations.

L'UCI a réalisé 146 contrôles de vélo durant la course TRACK CYCLING WORLD CUP MINSK. Tous les vélos testés sont en conformité avec le règlement UCI.

THE COMMISSAIRES PANEL / LE COLLEGE DES COMMISSAIRES

DECISIONS Day 2**MEN KEIRIN First Round (Heat 4)**

304. ANGSUTHASAWIT Jai (THA) (UCI ID 10009009159) Warning / Advertisement
For dangerous riding during the race (A7)
Pour manœuvre dangereuse au cours de l'épreuve. (A7).

WOMEN SPRINT 1/8 FINAL (Heat 7)

- 161 GROS Mathilde. (FRA) (UCI ID 10015528367) Relegation / Déclassement
For entering the sprinter's lane when the opponent was already there (C8)
Pour être entré dans le couloir des sprinters alors que son adversaire s'y trouvait déjà. (C8).

MEN SCRATCH FINAL

150. COQUARD, Bryan (FRA) (UCI ID 10006895064) Relegation / Déclassement
For entering the sprinter's lane when the opponent was already there (C8)
Pour être entré dans le couloir des sprinters alors que son adversaire s'y trouvait déjà. (C8).

MEN KEIRIN SECOND ROUND. Heat 1.

298. SAHROM Muhammad Shah Firdaus (MAS) (UCI ID 10009150215) Disqualification / Discualification
For deliberately riding on the blue band during the race. (D3)
Pour passage volontaire sur la côte d'azur au cours de l'épreuve (D3)

WOMEN MADISON

9. DENMARK Warning / Advertisement
For moving down towards the inside of the track when a rival was already there. (A9)
Pour s'être rabattu vers l'intérieur alors que son concurrent s'y trouvait déjà. (A9)

Reminder / Rappel

The official Podium and the starter tower is for official use only.
Le podium officiel et la tour de départ sont réservés seulement aux officiels.

The UCI carried out 177 bike checks during today's TRACK CYCLING WORLD CUP MINSK. All the bikes that were tested complied with the UCI Regulations.

L'UCI a réalisé 177 contrôles de vélo durant la course TRACK CYCLING WORLD CUP MINSK. Tous les vélos testés sont en conformité avec le règlement UCI.

THE COMMISSAIRES PANEL / LE COLLEGE DES COMMISSAIRES

TITLE SPONSOR



OFFICIAL SPONSORS



OFFICIAL SUPPLIERS



DECISIONS Day 3**MEN INDIVIDUAL PURSUITE. Qualifying.**

50. DEGUEURCE Joffrey (BIC) (UCI ID 10009769803) Disqualification / Discualification
Art. 3.2.056 For ride in the slipstream of his opponent.
Pour rouler dans le sillage de son adversaire.

MEN MADISON

2. NETHERLANDS. Relegation / Déclassement. Sprint 15.
For entering the sprinter's lane when the opponent was already there (C8)
Pour être entré dans le couloir des sprinters alors que son adversaire s'y trouvait déjà. (C8).

MEN SPRINT FINAL. For bronze, 2nd Race.

92. BUCHLI Matthijs.(BCC) (UCI ID 10006900421) Relegation / Déclassement.
For not having held his line during the last 200 meters of the race. (C4)
Pour ne pas avoir tenue sa ligne dans les 200 derniers mètres de l'épreuve.(C4)

The UCI carried out 179 bike checks during today's TRACK CYCLING WORLD CUP MINSK. All the bikes that were tested complied with the UCI Regulations.

L'UCI a réalisé 179 contrôles de vélo durant la course TRACK CYCLING WORLD CUP MINSK. Tous les vélos testés sont en conformité avec le règlement UCI.

THE COMMISSAIRES PANEL / LE COLLEGE DES COMMISSAIRES

INDEX OF COMMUNIQUES BY EVENT

MINSK

Event / Epreuves		Description		Report	No.
GENERAL COMMUNIQUES / COMMUNIQUES GENERAUX					
College of Commissaires	Collège des Commissaires	UCI Technical Officials	Officiels Techniques de l'UCI	Information	1
College of Commissaires	Collège des Commissaires	General Information	Informations Générales	Information	2
College of Commissaires	Collège des Commissaires	Technical Information	Informations Techniques	Information	3
College of Commissaires	Collège des Commissaires	Antidoping Control	Contrôle Anti-dopage	Information	4
College of Commissaires	Collège des Commissaires	List of Entered Teams	Liste des Equipes Engagées	Information	5
College of Commissaires	Collège des Commissaires	Entry List by Team - Men	Liste des Inscrits par Equipes - Hommes	Information	6
College of Commissaires	Collège des Commissaires	Entry List by Team - Women	Liste des Inscrits par Equipes - Femmes	Information	7
College of Commissaires	Collège des Commissaires	Competition Schedule Day 1	Programme des Compétitions Jour 1	Schedule / Programme	8
College of Commissaires	Collège des Commissaires	Competition Schedule Day 2	Programme des Compétitions Jour 2	Schedule / Programme	9
College of Commissaires	Collège des Commissaires	Competition Schedule Day 3	Programme des Compétitions Jour 3	Schedule / Programme	10
College of Commissaires	Collège des Commissaires	Decisions Day 0 and Day 1	Décisions Jour 0 et Jour 1	Information	11
College of Commissaires	Collège des Commissaires	Decisions Day 2	Décisions Jour 2	Information	12
College of Commissaires	Collège des Commissaires	Decisions Day 3	Décisions Jour 3	Information	13
Day 1	Jour 1	Medalists by Event	Médaillés par Epreuve	Standing / Classement	168
Day 1	Jour 1	Medal Standings	Classement des Médailles	Standing / Classement	169
Day 2	Jour 2	Medalists by Event	Médaillés par Epreuve	Standing / Classement	170
Day 2	Jour 2	Medal Standings	Classement des Médailles	Standing / Classement	171
Day 3	Jour 3	Medalists by Event	Médaillés par Epreuve	Standing / Classement	172
Day 3	Jour 3	Medal Standings	Classement des Médailles	Standing / Classement	173
Final	Final	Team World Cup Standings	Classements Coupe du Monde des équipes	Standing / Classement	174
Final	Final	Number of Entries by Team	Nombre d'Inscrits par Equipes	Standing / Classement	175
College of Commissaires	Collège des Commissaires	Index	Table des matières	Information	176
MEN / HOMMES					
M - TEAM SPRINT / H - VITESSE PAR EQUIPES					
Team Sprint	Vitesse par équipes	Qualifying	Qualifications	Start List / Liste de départ	14
Team Sprint	Vitesse par équipes	Qualifying	Qualifications	Results / Résultats	15
Team Sprint	Vitesse par équipes	1/2 Final	1/2 Finale	Start List / Liste de départ	16
Team Sprint	Vitesse par équipes	1/2 Final	1/2 Finale	Results / Résultats	17
Team Sprint	Vitesse par équipes	Finals 3-4 & 1-2	Finales 3-4 & 1-2	Start List / Liste de départ	18
Team Sprint	Vitesse par équipes	Finals 3-4 & 1-2	Finales 3-4 & 1-2	Results / Résultats	19
Team Sprint	Vitesse par équipes	World Cup Standings	Classement Coupe du Monde	Standing / Classement	20
M - SPRINT / H - VITESSE					
Sprint 200m t.t.	Vitesse 200m c.l.m.	Qualifying	Qualifications	Start List / Liste de départ	21
Sprint 200m t.t.	Vitesse 200m c.l.m.	Qualifying	Qualifications	Results / Résultats	22
Sprint	Vitesse	1/16 Final	1/16 Finale	Start List / Liste de départ	23
Sprint	Vitesse	1/16 Final	1/16 Finale	Results / Résultats	24
Sprint	Vitesse	1/8 Final	1/8 Finale	Start List / Liste de départ	25
Sprint	Vitesse	1/8 Final	1/8 Finale	Results / Résultats	26
Sprint	Vitesse	1/4 Final	1/4 Finale	Start List / Liste de départ	27
Sprint	Vitesse	1/4 Final	1/4 Finale	Results / Résultats	28
Sprint	Vitesse	1/2 Final	1/2 Finale	Start List / Liste de départ	29
Sprint	Vitesse	1/2 Final	1/2 Finale	Results / Résultats	30
Sprint	Vitesse	Finals 3-4 & 1-2	Finales 3-4 & 1-2	Start List / Liste de départ	31
Sprint	Vitesse	Finals 3-4 & 1-2	Finales 3-4 & 1-2	Results / Résultats	32
Sprint	Vitesse	Summary	Résumé	Results / Résultats	33
Sprint	Vitesse	World Cup Standings	Classement Coupe du Monde	Standing / Classement	34
M - KEIRIN / H - KEIRIN					
Keirin	Keirin	1st round	1er tour de compétition	Start List / Liste de départ	35
Keirin	Keirin	1st round	1er tour de compétition	Results / Résultats	36
Keirin	Keirin	Repechages	Repêchages	Start List / Liste de départ	37
Keirin	Keirin	Repechages	Repêchages	Results / Résultats	38
Keirin	Keirin	2nd round	2e tour de compétition	Start List / Liste de départ	39
Keirin	Keirin	2nd round	2e tour de compétition	Results / Résultats	40
Keirin	Keirin	Finals places 7-12 & 1-6	Finales places 7-12 & 1-6	Start List / Liste de départ	41
Keirin	Keirin	Finals places 7-12 & 1-6	Finales places 7-12 & 1-6	Results / Résultats	42
Keirin	Keirin	World Cup Standings	Classement Coupe du Monde	Standing / Classement	43
M - TEAM PURSUIT / H - POURSUITE PAR EQUIPES					
Team pursuit	Poursuite par équipes	Qualifying	Qualifications	Start List / Liste de départ	44
Team pursuit	Poursuite par équipes	Qualifying	Qualifications	Results / Résultats	45
Team pursuit	Poursuite par équipes	1/2 Final	1/2 Finale	Start List / Liste de départ	46
Team pursuit	Poursuite par équipes	1/2 Final	1/2 Finale	Results / Résultats	47
Team pursuit	Poursuite par équipes	Finals	Finales	Start List / Liste de départ	48
Team pursuit	Poursuite par équipes	Finals	Finales	Results / Résultats	49
Team pursuit	Poursuite par équipes	World Cup Standings	Classement Coupe du Monde	Standing / Classement	50
M - OMNIUM / H - OMNIUM					
Omnium I	Omnium I	Scratch 10 km	Scratch 10 km	Start List / Liste de départ	51
Omnium I	Omnium I	Scratch 10 km	Scratch 10 km	Results / Résultats	52
Omnium	Omnium	Gen. Class. after event 1	Class. Gén. après épreuve 1	Results / Résultats	53
Omnium II	Omnium II	Tempo Race 10 km	Course Tempo 10 km	Start List / Liste de départ	54
Omnium II	Omnium II	Tempo Race 10 km	Course Tempo 10 km	Results / Résultats	55
Omnium	Omnium	Gen. Class. after event 2	Class. Gén. après épreuve 2	Results / Résultats	56
Omnium III	Omnium III	Elimination	Elimination	Start List / Liste de départ	57
Omnium III	Omnium III	Elimination	Elimination	Results / Résultats	58
Omnium	Omnium	Gen. Class. after event 3	Class. Gén. après épreuve 3	Results / Résultats	59
Omnium IV	Omnium IV	Points Race 25 km	Course aux Points 25 km	Start List / Liste de départ	60
Omnium	Omnium	Results Progression	Progression des résultats	Results / Résultats	61
Omnium	Omnium	Final Classification	Classement final	Results / Résultats	62
Omnium	Omnium	World Cup Standings	Classement Coupe du Monde	Standing / Classement	63
M - MADISON / H - MADISON					
Madison 50 km	Madison 50 km	Final	Finale	Start List / Liste de départ	64
Madison 50 km	Madison 50 km	Final	Finale	Results / Résultats	65
Madison	Madison	World Cup Standings	Classement Coupe du Monde	Standing / Classement	66
M - POINTS RACE / H - COURSE AUX POINTS					
Points race 20 km	Course aux points 20 km	Qualifying Heat 1	Qualifications Manche 1	Start List / Liste de départ	67
Points race 20 km	Course aux points 20 km	Qualifying Heat 1	Qualifications Manche 1	Results / Résultats	68
Points race 20 km	Course aux points 20 km	Qualifying Heat 2	Qualifications Manche 2	Start List / Liste de départ	69
Points race 20 km	Course aux points 20 km	Qualifying Heat 2	Qualifications Manche 2	Results / Résultats	70
Points race 40 km	Course aux points 40 km	Final	Finale	Start List / Liste de départ	71
Points race 40 km	Course aux points 40 km	Final	Finale	Results / Résultats	72
Points race	Course aux points	World Cup Standings	Classement Coupe du Monde	Standing / Classement	73
M - SCRATCH / H - SCRATCH					
Scratch 7.5 km	Scratch 7.5 km	Qualifying Heat 1	Qualifications Manche 1	Start List / Liste de départ	74
Scratch 7.5 km	Scratch 7.5 km	Qualifying Heat 1	Qualifications Manche 1	Results / Résultats	75
Scratch 7.5 km	Scratch 7.5 km	Qualifying Heat 2	Qualifications Manche 2	Start List / Liste de départ	76
Scratch 7.5 km	Scratch 7.5 km	Qualifying Heat 2	Qualifications Manche 2	Results / Résultats	77
Scratch 15 km	Scratch 15 km	Final	Finale	Start List / Liste de départ	78
Scratch 15 km	Scratch 15 km	Final	Finale	Results / Résultats	79
Scratch	Scratch	World Cup Standings	Classement Coupe du Monde	Standing / Classement	80
M - KILOMETRE T.T. / H - KILOMETRE C.L.M.					
Kilometre t.t.	Kilomètre c.l.m.	Qualifying	Qualifications	Start List / Liste de départ	81
Kilometre t.t.	Kilomètre c.l.m.	Qualifying	Qualifications	Results / Résultats	82
Kilometre t.t.	Kilomètre c.l.m.	Final	Finale	Start List / Liste de départ	83
Kilometre t.t.	Kilomètre c.l.m.	Final	Finale	Results / Résultats	84
Kilometre t.t.	Kilomètre c.l.m.	World Cup Standings	Classement Coupe du Monde	Standing / Classement	85
M - INDIVIDUAL PURSUIT / H - POURSUITE INDIVIDUELLE					
Individual Pursuit	Poursuite individuelle	Qualifying	Qualifications	Start List / Liste de départ	86
Individual Pursuit	Poursuite individuelle	Qualifying	Qualifications	Results / Résultats	87
Individual pursuit	Poursuite individuelle	Finals 3-4 & 1-2	Finales 3-4 & 1-2	Start List / Liste de départ	88

INDEX OF COMMUNIQUES BY EVENT

Individual pursuit	<i>Poursuite individuelle</i>	Finals 3-4 & 1-2	<i>Finales 3-4 & 1-2</i>	Results / <i>Résultats</i>	89
Individual pursuit	<i>Poursuite individuelle</i>	World Cup Standings	<i>Classement Coupe du Monde</i>	Standing / <i>Classement</i>	90

INDEX OF COMMUNIQUES BY EVENT

WOMEN / FEMMES					
W - TEAM SPRINT / F - VITESSE PAR EQUIPES					
Team Sprint	Vitesse par équipes	Qualifying	Qualifications	Start List / Liste de départ	91
Team Sprint	Vitesse par équipes	Qualifying	Qualifications	Results / Résultats	92
Team Sprint	Vitesse par équipes	1/2 Final	1/2 Finale	Start List / Liste de départ	93
Team Sprint	Vitesse par équipes	1/2 Final	1/2 Finale	Results / Résultats	94
Team Sprint	Vitesse par équipes	Finals 3-4 & 1-2	Finales 3-4 & 1-2	Start List / Liste de départ	95
Team Sprint	Vitesse par équipes	Finals 3-4 & 1-2	Finales 3-4 & 1-2	Results / Résultats	96
Team Sprint	Vitesse par équipes	World Cup Standings	Classement Coupe du Monde	Standing / Classement	97
W - SPRINT / F - VITESSE					
Sprint 200m t.t.	Vitesse 200m c.l.m.	Qualifying	Qualifications	Start List / Liste de départ	98
Sprint 200m t.t.	Vitesse 200m c.l.m.	Qualifying	Qualifications	Results / Résultats	99
Sprint	Vitesse	1/16 Final	1/16 Finale	Start List / Liste de départ	100
Sprint	Vitesse	1/16 Final	1/16 Finale	Results / Résultats	101
Sprint	Vitesse	1/8 Final	1/8 Finale	Start List / Liste de départ	102
Sprint	Vitesse	1/8 Final	1/8 Finale	Results / Résultats	103
Sprint	Vitesse	1/4 Final	1/4 Finale	Start List / Liste de départ	104
Sprint	Vitesse	1/4 Final	1/4 Finale	Results / Résultats	105
Sprint	Vitesse	1/2 Final	1/2 Finale	Start List / Liste de départ	106
Sprint	Vitesse	1/2 Final	1/2 Finale	Results / Résultats	107
Sprint	Vitesse	Finals 3-4 & 1-2	Finales 3-4 & 1-2	Start List / Liste de départ	108
Sprint	Vitesse	Finals 3-4 & 1-2	Finales 3-4 & 1-2	Results / Résultats	109
Sprint	Vitesse	Summary	Résumé	Results / Résultats	110
Sprint	Vitesse	World Cup Standings	Classement Coupe du Monde	Results / Résultats	111
W - KEIRIN / F - KEIRIN					
Keirin	Keirin	1st round	1er tour de compétition	Start List / Liste de départ	112
Keirin	Keirin	1st round	1er tour de compétition	Results / Résultats	113
Keirin	Keirin	Repechages	Repêchages	Start List / Liste de départ	114
Keirin	Keirin	Repechages	Repêchages	Results / Résultats	115
Keirin	Keirin	2nd round	2e tour de compétition	Start List / Liste de départ	116
Keirin	Keirin	2nd round	2e tour de compétition	Results / Résultats	117
Keirin	Keirin	Finals places 7-12 & 1-6	Finales places 7-12 & 1-6	Start List / Liste de départ	118
Keirin	Keirin	Finals places 7-12 & 1-6	Finales places 7-12 & 1-6	Results / Résultats	119
Keirin	Keirin	World Cup Standings	Classement Coupe du Monde	Standing / Classement	120
W - TEAM PURSUIT / F - POURSUITE PAR EQUIPES					
Team pursuit	Poursuite par équipes	Qualifying	Qualifications	Start List / Liste de départ	121
Team pursuit	Poursuite par équipes	Qualifying	Qualifications	Results / Résultats	122
Team pursuit	Poursuite par équipes	1/2 Final	1/2 Finale	Start List / Liste de départ	123
Team pursuit	Poursuite par équipes	1/2 Final	1/2 Finale	Results / Résultats	124
Team pursuit	Poursuite par équipes	Finals	Finales	Start List / Liste de départ	125
Team pursuit	Poursuite par équipes	Finals	Finales	Results / Résultats	126
Team pursuit	Poursuite par équipes	World Cup Standings	Classement Coupe du Monde	Standing / Classement	127
W - OMNIUM / F - OMNIUM					
Omnium I	Omnium I	Scratch 7.5 km	Scratch 7.5 km	Start List / Liste de départ	128
Omnium I	Omnium I	Scratch 7.5 km	Scratch 7.5 km	Results / Résultats	129
Omnium	Omnium	Gen. Class. after event 1	Class. Gén. après épreuve 1	Results / Résultats	130
Omnium II	Omnium II	Tempo Race 7.5 km	Course Tempo 7.5 km	Start List / Liste de départ	131
Omnium II	Omnium II	Tempo Race 7.5 km	Course Tempo 7.5 km	Results / Résultats	132
Omnium	Omnium	Gen. Class. after event 2	Class. Gén. après épreuve 2	Results / Résultats	133
Omnium III	Omnium III	Elimination	Elimination	Start List / Liste de départ	134
Omnium III	Omnium III	Elimination	Elimination	Results / Résultats	135
Omnium	Omnium	Gen. Class. after event 3	Class. Gén. après épreuve 3	Results / Résultats	136
Omnium IV	Omnium IV	Points Race 20 km	Course aux Points 20 km	Start List / Liste de départ	137
Omnium	Omnium	Results Progression	Progression des résultats	Results / Résultats	138
Omnium	Omnium	Final Classification	Classement final	Results / Résultats	139
Omnium	Omnium	World Cup Standings	Classement Coupe du Monde	Start List / Liste de départ	140
W - MADISON / F - MADISON					
Madison 30 km	Madison 30 km	Final	Finale	Start List / Liste de départ	141
Madison 30 km	Madison 30 km	Final	Finale	Results / Résultats	142
Madison	Madison	World Cup Standings	Classement Coupe du Monde	Standing / Classement	143
W - POINTS RACE / F - COURSE AUX POINTS					
Points race 15 km	Course aux points 15 km	Qualifying Heat 1	Qualifications Manche 1	Start List / Liste de départ	144
Points race 15 km	Course aux points 15 km	Qualifying Heat 1	Qualifications Manche 1	Results / Résultats	145
Points race 15 km	Course aux points 15 km	Qualifying Heat 2	Qualifications Manche 2	Start List / Liste de départ	146
Points race 15 km	Course aux points 15 km	Qualifying Heat 2	Qualifications Manche 2	Results / Résultats	147
Points race 25 km	Course aux points 25 km	Final	Finale	Start List / Liste de départ	148
Points race 25 km	Course aux points 25 km	Final	Finale	Results / Résultats	149
Points race	Course aux points	World Cup Standings	Classement Coupe du Monde	Standing / Classement	150
W - SCRATCH / F - SCRATCH					
Scratch 5 km	Scratch 5 km	Qualifying Heat 1	Qualifications Manche 1	Start List / Liste de départ	151
Scratch 5 km	Scratch 5 km	Qualifying Heat 1	Qualifications Manche 1	Results / Résultats	152
Scratch 5 km	Scratch 5 km	Qualifying Heat 2	Qualifications Manche 2	Start List / Liste de départ	153
Scratch 5 km	Scratch 5 km	Qualifying Heat 2	Qualifications Manche 2	Results / Résultats	154
Scratch 10 km	Scratch 10 km	Final	Finale	Start List / Liste de départ	155
Scratch 10 km	Scratch 10 km	Final	Finale	Results / Résultats	156
Scratch	Scratch	World Cup Standings	Classement Coupe du Monde	Standing / Classement	157
W - 500M T.T. / F - 500M C.L.M.					
500m t.t.	500m c.l.m.	Qualifying	Qualifications	Start List / Liste de départ	158
500m t.t.	500m c.l.m.	Qualifying	Qualifications	Results / Résultats	159
500m t.t.	500m c.l.m.	Final	Finale	Start List / Liste de départ	160
500m t.t.	500m c.l.m.	Final	Finale	Results / Résultats	161
500m t.t.	500m c.l.m.	World Cup Standings	Classement Coupe du Monde	Standing / Classement	162
W - INDIVIDUAL PURSUIT / F - POURSUITE INDIVIDUELLE					
Individual Pursuit	Poursuite individuelle	Qualifying	Qualifications	Start List / Liste de départ	163
Individual Pursuit	Poursuite individuelle	Qualifying	Qualifications	Results / Résultats	164
Individual pursuit	Poursuite individuelle	Finals 3-4 & 1-2	Finales 3-4 & 1-2	Start List / Liste de départ	165
Individual pursuit	Poursuite individuelle	Finals 3-4 & 1-2	Finales 3-4 & 1-2	Results / Résultats	166
Individual pursuit	Poursuite individuelle	World Cup Standings	Classement Coupe du Monde	Standing / Classement	167

1-3 November 2019

Communiqué no. 20

Men's Team Sprint / Vitesse par équipe hommes
World Cup Standings / Classement coupe du monde

As of FRI 1 NOV 2019

Event No 1	Minsk (BLR)	1-3 NOV 2019
Event No 2	Glasgow (GBR)	8-10 NOV 2019
Event No 3	Hong-Kong (HKG)	29 NOV-1 DEC 2019
Event No 4	Cambridge (NZL)	6-8 DEC 2019
Event No 5	Brisbane (AUS)	13-15 DEC 2019
Event No 6	Milton (CAN)	24-26 JAN 2020

Rank	Name	Team Code	Event No 1	Event No 2	Event No 3	Event No 4	Event No 5	Event No 6	Total Points
1	NETHERLANDS	NED	750,0						750,0
2	GREAT BRITAIN	GBR	675,0						675,0
3	BEAT CYCLING CLUB	BCC	600,0						600,0
4	FRANCE	FRA	562,5						562,5
5	POLAND	POL	525,0						525,0
6	TEAM ERDGAS.2012	ERD	487,5						487,5
7	RUSSIAN FEDERATION	RUS	450,0						450,0
8	GERMANY	GER	412,5						412,5
9	CZECH REPUBLIC	CZE	375,0						375,0
10	PEOPLE'S REPUBLIC OF CHINA	CHN	337,5						337,5
11	SPAIN	ESP	307,5						307,5
12	MARATHON - TULA CYCLING TEAM	MCT	285,0						285,0
13	TRACK - TEAM - BRANDENBURG	TTB	262,5						262,5
14	BELARUS	BLR	240,0						240,0
15	KAZAKHSTAN	KAZ	217,5						217,5
16	UKRAINE	UKR	195,0						195,0

1-3 November 2019

Communiqué no. 19

Men's Team Sprint / Vitesse par équipe hommes
Final Classification / Classement final

World Record	41.871	GER - Germany	Aguascalientes (MEX)	5 DEC 2013
---------------------	--------	---------------	----------------------	------------

Rank	Team / Name	Lap 1	Lap 2 Lap 1-2	Time Lap 2-3	Average Speed km/h
Final for Gold					
GOLD	1 NED - Netherlands	17.471	29.630	42.204	63,975
	254 HOOGLAND Jeffrey		12.159	12.574	
	255 LAVREYSEN Harrie				
	257 van THOENDERDAAL Nils				
	256 LIGTLEE Sam				(R)
SILVER	2 GBR - Great Britain	17.024	29.574	42.590	63,395
	164 CARLIN Jack		12.550	13.016	
	166 KENNY Jason				
	167 OWENS Ryan				
Final for Bronze					
BRONZE	3 BCC - Beat Cycling Club	17.253	30.123	43.018	62,764
	91 BOS Theo		12.870	12.895	
	92 BUCHLI Matthijs				
	93 van den BERG Roy				
	4 FRA - France	17.484	30.185	43.154	62,567
	151 D'ALMEIDA Michael		12.701	12.969	
	154 LANDERNEAU Melvin				
	157 VIGIER Sebastien				
Placed after First Round					
	5 POL - Poland				
	262 BIELECKI Maciej				
	264 MAKSEL Krzysztof				
	267 RUDYK Mateusz				
	266 RAJKOWSKI Patryk				(R)
	6 ERD - Team Erdgas.2012				
	140 DORNBAACH Maximilian				
	141 JURCZYK Marc				
	142 SCHROTER Nik				
	7 RUS - Russian Federation				
	278 DMITRIEV Denis				
	282 SHARAPOV Alexander				
	287 YAKUSHEVSKIY Pavel				
	8 GER - Germany				
	174 BICHLER Timo				
	175 BOTTICHER Stefan				
	177 LEVY Maximilian				
Did not qualify for the first round					
	9 CZE - Czech Republic				
	127 BABEK Tomas				
	129 CECHMAN Martin				
	130 KELEMEN Pavel				

1-3 November 2019

Communiqué no. 19

Men's Team Sprint / Vitesse par équipe hommes
Final Classification / Classement final

Rank	Team / Name	Lap 1	Lap 2 Lap 1-2	Time Lap 2-3	Average Speed km/h
10	CHN - China				
	114 GUO Shuai				
	115 LUO Yongjia				
	117 ZHANG Miao				
11	ESP - Spain				
	145 MARTINEZ CHORRO Alejandro				
	146 MORENO SANCHEZ Jose				
	147 PERALTA GASCON Juan				
12	MCT - Marathon - Tula Cycling Team				
	247 DUBCHENKO Aleksander				
	248 KOMKOV Daniil				
	249 NOSOV Alexey				
13	TTB - Track - Team - Brandenburg				
	309 ENGLER Eric				
	311 HINZE Carl				
	312 HOHNE Anton				
14	BLR - Belarus				
	102 HLOVA Aliaksandr				
	104 NOVIK Uladzislau				
	106 VERAMCHUK Yauhen				
15	KAZ - Kazakhstan				
	231 NALYOTOV Maxim				
	232 PONOMARYOV Sergey				
	233 REZANOV Dmitriy				
16	UKR - Ukraine				
	315 CHEBANETS Tadey-Ivan				
	316 DENYSENKO Vladyslav				
	320 STOVBETSKYI Dmytro				

Communiqué approved by the Secretary of the Commissaires Panel:

Note:

Riders are presented in their starting order.

LEGEND
R Replaced

1-3 November 2019

Men's Team Sprint / Vitesse par équipe hommes
Finals / Finales
Race Analysis / Analyse de la course

GOLD

NED - Netherlands					GBR - Great Britain				
Distance	Time	Rank	Lap Time	Lap	Distance	Time	Rank	Lap Time	
125m	10.700	2			125m	10.477	1		
250m	17.471	2	17.471	1	250m	17.024	1	17.024	
375m	23.551	2			375m	23.257	1		
500m	29.630	2	12.159	2	500m	29.574	1	12.550	
625m	35.805	1			625m	35.953	2		
750m	42.204	1	12.574	3	750m	42.590	2	13.016	

BRONZE

FRA - France					BCC - Beat Cycling Club				
Distance	Time	Rank	Lap Time	Lap	Distance	Time	Rank	Lap Time	
125m	10.788	2			125m	10.620	1		
250m	17.484	2	17.484	1	250m	17.253	1	17.253	
375m	23.813	2			375m	23.718	1		
500m	30.185	2	12.701	2	500m	30.123	1	12.870	
625m	36.501	2			625m	36.492	1		
750m	43.154	4	12.969	3	750m	43.018	3	12.895	

Communiqué approved by the Secretary of the Commissaires Panel:

1-3 November 2019

Communiqué no. 18

Men's Team Sprint / Vitesse par équipe hommes
Finals / Finales
Start List / Liste de départ

Fri 1 Nov 2019 - Race distance: 3 laps

World Record	41.871 GER - Germany	Aguascalientes (MEX)	5 DEC 2013
---------------------	----------------------	----------------------	------------

Heat	Race Number	Team / Name	Time
FOR BRONZE		FRA - France	_____
	157	VIGIER Sebastien	
	154	LANDERNEAU Melvin	
	151	D'ALMEIDA Michael	
		BCC - Beat Cycling Club	_____
	93	van den BERG Roy	
	92	BUCHLI Matthijs	
	91	BOS Theo	
FOR GOLD		NED - Netherlands	_____
	257	van THOENDERDAAL Nils	
	255	LAVREYSEN Harrie	
	254	HOOGLAND Jeffrey	
		GBR - Great Britain	_____
	167	OWENS Ryan	
	164	CARLIN Jack	
	166	KENNY Jason	

Communiqué approved by the Secretary of the Commissaires Panel:

.....

Note:

The composition of the teams may be subject to change up to 30 minutes before the start of the race. Sorted in the order given by the team.

1-3 November 2019

Communiqué no. 17

Men's Team Sprint / Vitesse par équipe hommes
First Round / Premier tour
Results / Résultats

Fri 1 Nov 2019 - Race distance: 3 laps

World Record	41.871 GER - Germany	Aguascalientes (MEX)	5 DEC 2013
---------------------	----------------------	----------------------	------------

Heat	Rank	Team / Name	Lap 1	Lap 2 Lap 1-2	Time Lap 2-3	Average Speed km/h								
1	1	BCC - Beat Cycling Club	17.317	29.929 12.612	43.280 13.351	62,384	QB							
		91 BOS Theo												
		92 BUCHLI Matthijs												
	93 van den BERG Roy													
	2	GER - Germany		17.689	30.410 12.721	43.561 13.151	61,982							
			174 BICHLER Timo											
			175 BOTTICHER Stefan											
			177 LEVY Maximilian											
	2	1	FRA - France	17.529	30.133 12.604	43.086 12.953	62,665	QB						
			151 D'ALMEIDA Michael											
154 LANDERNEAU Melvin														
157 VIGIER Sebastien														
2		RUS - Russian Federation		17.318	30.000 12.682	43.465 13.465	62,119							
			278 DMITRIEV Denis											
			282 SHARAPOV Alexander											
			287 YAKUSHEVSKIY Pavel											
3		1	NED - Netherlands	17.409	29.629 12.220	42.256 12.627	63,896	QG						
			254 HOOGLAND Jeffrey											
	255 LAVREYSEN Harrie													
	257 van THOENDERDAAL Nils													
	256 LIGTLEE Sam	(R)												
	2	ERD - Team Erdgas.2012		17.603	30.406 12.803	43.443 13.037	62,150							
			140 DORNBACH Maximilian											
			141 JURCZYK Marc											
			142 SCHROTER Nik											
			4						1	GBR - Great Britain	17.005	29.521 12.516	42.516 12.995	63,506
164 CARLIN Jack														
166 KENNY Jason														
167 OWENS Ryan														
2	POL - Poland		17.483	29.976 12.493	43.170 13.194	62,543								
		262 BIELECKI Maciej												
		264 MAKSEL Krzysztof												
		267 RUDYK Mateusz												
		266 RAJKOWSKI Patryk						(R)						

Progression rule:

The fastest two winning teams race for the gold and silver medals, and the other two winning teams race for the bronze medal. Losers are classified from 5th to 8th place by their times in the First Round.

1-3 November 2019

Communiqué no. 17

Men's Team Sprint / Vitesse par équipe hommes
First Round / Premier tour
Results / Résultats

Fri 1 Nov 2019 - Race distance: 3 laps

Heat	Rank	Team / Name	Lap 1	Lap 2 Lap 1-2	Time Lap 2-3	Average Speed km/h
------	------	----------------	-------	------------------	-----------------	--------------------------

Communiqué approved by the Secretary of the Commissaires Panel:

Note:
Riders are presented in their starting order.

LEGEND
QB Qualified for Bronze **QG** Qualified for Gold **R** Replaced

1-3 November 2019

Men's Team Sprint / Vitesse par équipe hommes
First Round / Premier tour
Race Analysis / Analyse de la course

Heat 1

BCC - Beat Cycling Club					Lap	GER - Germany			
Distance	Time	Rank	Lap Time	Distance		Time	Rank	Lap Time	
125m	10.642	1			125m	10.791	2		
250m	17.317	1	17.317	1	250m	17.689	2	17.689	
375m	23.583	1			375m	24.006	2		
500m	29.929	1	12.612	2	500m	30.410	2	12.721	
625m	36.504	1			625m	36.867	2		
750m	43.280	1	13.351	3	750m	43.561	2	13.151	

Heat 2

FRA - France					Lap	RUS - Russian Federation			
Distance	Time	Rank	Lap Time	Distance		Time	Rank	Lap Time	
125m	10.861	2			125m	10.671	1		
250m	17.529	2	17.529	1	250m	17.318	1	17.318	
375m	23.772	2			375m	23.650	1		
500m	30.133	2	12.604	2	500m	30.000	1	12.682	
625m	36.429	1			625m	36.602	2		
750m	43.086	1	12.953	3	750m	43.465	2	13.465	

Heat 3

NED - Netherlands					Lap	ERD - Team Erdgas.2012			
Distance	Time	Rank	Lap Time	Distance		Time	Rank	Lap Time	
125m	10.650	1			125m	10.755	2		
250m	17.409	1	17.409	1	250m	17.603	2	17.603	
375m	23.526	1			375m	24.002	2		
500m	29.629	1	12.220	2	500m	30.406	2	12.803	
625m	35.834	1			625m	36.806	2		
750m	42.256	1	12.627	3	750m	43.443	2	13.037	

Heat 4

GBR - Great Britain					Lap	POL - Poland			
Distance	Time	Rank	Lap Time	Distance		Time	Rank	Lap Time	
125m	10.445	1			125m	10.694	2		
250m	17.005	1	17.005	1	250m	17.483	2	17.483	
375m	23.179	1			375m	23.729	2		
500m	29.521	1	12.516	2	500m	29.976	2	12.493	
625m	35.907	1			625m	36.423	2		
750m	42.516	1	12.995	3	750m	43.170	2	13.194	

Communiqué approved by the Secretary of the Commissaires Panel:

1-3 November 2019

Communiqué no. 16 Rectificatif 1

Men's Team Sprint / Vitesse par équipe hommes
First Round / Premier tour
Start List / Liste de départ

Fri 1 Nov 2019 - Race distance: 3 laps

World Record	41.871 GER - Germany	Aguascalientes (MEX)	5 DEC 2013
---------------------	----------------------	----------------------	------------

Heat	Race Number	Team / Name	Time
1		BCC - Beat Cycling Club	_____
	93	van den BERG Roy	
	92	BUCHLI Matthijs	
	91	BOS Theo	
		GER - Germany	_____
	174	BICHLER Timo	
	175	BOTTICHER Stefan	
2		FRA - France	_____
	157	VIGIER Sebastien	
	151	D'ALMEIDA Michael	
	154	LANDERNEAU Melvin	
		RUS - Russian Federation	_____
	287	YAKUSHEVSKIY Pavel	
3		NED - Netherlands	_____
	257	van THOENDERDAAL Nils	
	255	LAVREYSEN Harrie	
	254	HOOGLAND Jeffrey	
		ERD - Team Erdgas.2012	_____
	142	SCHROTER Nik	
	141	JURCZYK Marc	
	140	DORNBACH Maximilian	

1-3 November 2019

Communiqué no. 16 Rectificatif 1

Men's Team Sprint / Vitesse par équipe hommes
First Round / Premier tour
Start List / Liste de départ
 Fri 1 Nov 2019 - Race distance: 3 laps

Heat	Race Number	Team / Name	Time
4		GBR - Great Britain	
	167	OWENS Ryan	
	164	CARLIN Jack	
	166	KENNY Jason	
		POL - Poland	
	262	BIELECKI Maciej	
	267	RUDYK Mateusz	
	264	MAKSEL Krzysztof	

Progression rule:

The fastest two winning teams race for the gold and silver medals, and the other two winning teams race for the bronze medal. Losers are classified from 5th to 8th place by their times in the First Round.

Communiqué approved by the Secretary of the Commissaires Panel:

.....

Note:

The composition of the teams may be subject to change up to 30 minutes before the start of the race. Sorted in the order given by the team.

1-3 November 2019

Communiqué no. 15

Men's Team Sprint / Vitesse par équipe hommes
Qualifying / Qualifications
Results / Résultats

Fri 1 Nov 2019 - Race distance: 3 laps

World Record	41.871 GER - Germany	Aguascalientes (MEX)	5 DEC 2013
---------------------	----------------------	----------------------	------------

Rank	Team / Name	Lap 1	Lap 2 Lap 1-2	Time Lap 2-3	Average Speed km/h
1	GBR - Great Britain 167 OWENS Ryan 164 CARLIN Jack 166 KENNY Jason	17.062 (1)	29.647 (1) 12.585 (2)	42.862 (1) 13.215 (6)	62,993
2	NED - Netherlands 257 van THOENDERDAAL Nils 254 HOOGLAND Jeffrey 256 LIGTLEE Sam	17.522 (4)	29.942 (2) 12.420 (1)	43.054 (2) 13.112 (5)	62,712
3	FRA - France 157 VIGIER Sebastien 151 D'ALMEIDA Michael 154 LANDERNEAU Melvin	17.601 (6)	30.317 (6) 12.716 (4)	43.163 (3) 12.846 (1)	62,554
4	BCC - Beat Cycling Club 93 van den BERG Roy 92 BUCHLI Matthijs 91 BOS Theo	17.253 (2)	30.014 (3) 12.761 (5)	43.401 (4) 13.387 (8)	62,211
5	GER - Germany 174 BICHLER Timo 175 BOTTICHER Stefan 177 LEVY Maximilian	17.654 (9)	30.470 (7) 12.816 (7)	43.519 (5) 13.049 (2)	62,042
6	RUS - Russian Federation 287 YAKUSHEVSKIY Pavel 278 DMITRIEV Denis 282 SHARAPOV Alexander	17.269 (3)	30.031 (4) 12.762 (6)	43.542 (6) 13.511 (9)	62,009
7	ERD - Team Erdgas.2012 142 SCHROTER Nik 141 JURCZYK Marc 140 DORNBACH Maximilian	17.693 (10)	30.564 (8) 12.871 (8)	43.631 (7) 13.067 (3)	61,883
8	POL - Poland 262 BIELECKI Maciej 267 RUDYK Mateusz 266 RAJKOWSKI Patryk	17.552 (5)	30.137 (5) 12.585 (2)	43.665 (8) 13.528 (10)	61,834
9	CZE - Czech Republic 129 CECHMAN Martin 130 KELEMEN Pavel 127 BABEK Tomas	18.029 (13)	30.943 (10) 12.914 (9)	44.020 (9) 13.077 (4)	61,336
10	CHN - China 114 GUO Shuai 115 LUO Yongjia 117 ZHANG Miao	17.727 (11)	30.824 (9) 13.097 (11)	44.395 (10) 13.571 (12)	60,818
11	ESP - Spain 145 MARTINEZ CHORRO Alejandro 147 PERALTA GASCON Juan 146 MORENO SANCHEZ Jose	18.052 (15)	31.074 (11) 13.022 (10)	44.456 (11) 13.382 (7)	60,734

1-3 November 2019

Communiqué no. 15

Men's Team Sprint / Vitesse par équipe hommes
Qualifying / Qualifications
Results / Résultats

Fri 1 Nov 2019 - Race distance: 3 laps

Rank	Team / Name	Lap 1	Lap 2 Lap 1-2	Time Lap 2-3	Average Speed km/h
12	MCT - Marathon - Tula Cycling Team	17.892 (12)	31.164 (12)	44.931 (12)	60,092
	248 KOMKOV Daniil		13.272 (12)	13.767 (14)	
	249 NOSOV Alexey				
	247 DUBCHENKO Aleksander				
13	TTB - Track - Team - Brandenburg	17.648 (8)	31.232 (13)	45.278 (13)	59,632
	309 ENGLER Eric		13.584 (14)	14.046 (15)	
	311 HINZE Carl				
	312 HOHNE Anton				
14	BLR - Belarus	17.607 (7)	31.745 (15)	45.295 (14)	59,609
	102 HLOVA Aliaksandr		14.138 (16)	13.550 (11)	
	106 VERAMCHUK Yauhen				
	104 NOVIK Uladzislau				
15	KAZ - Kazakhstan	18.050 (14)	31.492 (14)	45.597 (15)	59,214
	231 NALYOTOV Maxim		13.442 (13)	14.105 (16)	
	232 PONOMARYOV Sergey				
	233 REZANOV Dmitriy				
16	UKR - Ukraine	18.667 (16)	32.321 (16)	46.036 (16)	58,650
	315 CHEBANETS Tadey-Ivan		13.654 (15)	13.715 (13)	
	320 STOVBETSKYI Dmytro				
	316 DENYSENKO Vladyslav				

Progression rule:

Fastest 8 teams qualify for the first round.

Communiqué approved by the Secretary of the Commissaires Panel:

Note:

Riders are presented in their starting order.

1-3 November 2019

Men's Team Sprint / Vitesse par équipe hommes
Qualifying / Qualifications
Race Analysis / Analyse de la course

Heat 1					Heat 2				
Distance	UKR - Ukraine		Lap Time	Lap	Distance	BLR - Belarus		Lap Time	
	Time	Rank				Time	Rank		
125m	11.515	16			125m	10.715	5		
250m	18.667	16	18.667	1	250m	17.607	7	17.607	
375m	25.501	16			375m	24.775	15		
500m	32.321	16	13.654	2	500m	31.745	15	14.138	
625m	39.087	16			625m	38.452	15		
750m	46.036	16	13.715	3	750m	45.295	14	13.550	

Heat 3					Heat 4				
Distance	ESP - Spain		Lap Time	Lap	Distance	KAZ - Kazakhstan		Lap Time	
	Time	Rank				Time	Rank		
125m	11.079	13			125m	11.119	14		
250m	18.052	15	18.052	1	250m	18.050	14	18.050	
375m	24.553	13			375m	24.765	14		
500m	31.074	11	13.022	2	500m	31.492	14	13.442	
625m	37.639	11			625m	38.386	14		
750m	44.456	11	13.382	3	750m	45.597	15	14.105	

Heat 5					Heat 6				
Distance	CZE - Czech Republic		Lap Time	Lap	Distance	TTB - Track - Team - Brandenburg		Lap Time	
	Time	Rank				Time	Rank		
125m	11.132	15			125m	10.857	9		
250m	18.029	13	18.029	1	250m	17.648	8	17.648	
375m	24.429	12			375m	24.420	11		
500m	30.943	10	12.914	2	500m	31.232	13	13.584	
625m	37.407	9			625m	38.078	13		
750m	44.020	9	13.077	3	750m	45.278	13	14.046	

Heat 7					Heat 8				
Distance	GER - Germany		Lap Time	Lap	Distance	ERD - Team Erdgas.2012		Lap Time	
	Time	Rank				Time	Rank		
125m	10.788	7			125m	10.801	8		
250m	17.654	9	17.654	1	250m	17.693	10	17.693	
375m	24.021	7			375m	24.102	8		
500m	30.470	7	12.816	2	500m	30.564	8	12.871	
625m	36.897	7			625m	37.014	8		
750m	43.519	5	13.049	3	750m	43.631	7	13.067	

Heat 9					Heat 10				
Distance	MCT - Marathon - Tula Cycling Team		Lap Time	Lap	Distance	RUS - Russian Federation		Lap Time	
	Time	Rank				Time	Rank		
125m	10.930	12			125m	10.622	2		
250m	17.892	12	17.892	1	250m	17.269	3	17.269	
375m	24.392	10			375m	23.598	2		
500m	31.164	12	13.272	2	500m	30.031	4	12.762	
625m	37.993	12			625m	36.657	5		
750m	44.931	12	13.767	3	750m	43.542	6	13.511	

1-3 November 2019

Men's Team Sprint / Vitesse par équipe hommes
Qualifying / Qualifications
Race Analysis / Analyse de la course

Heat 11					Heat 12				
GBR - Great Britain					FRA - France				
Distance	Time	Rank	Lap Time	Lap	Distance	Time	Rank	Lap Time	Lap
125m	10.479	1			125m	10.908	11		
250m	17.062	1	17.062	1	250m	17.601	6	17.601	
375m	23.242	1			375m	23.989	6		
500m	29.647	1	12.585	2	500m	30.317	6	12.716	
625m	36.140	1			625m	36.651	4		
750m	42.862	1	13.215	3	750m	43.163	3	12.846	

Heat 13					Heat 14				
CHN - China					BCC - Beat Cycling Club				
Distance	Time	Rank	Lap Time	Lap	Distance	Time	Rank	Lap Time	Lap
125m	10.879	10			125m	10.625	3		
250m	17.727	11	17.727	1	250m	17.253	2	17.253	
375m	24.201	9			375m	23.620	3		
500m	30.824	9	13.097	2	500m	30.014	3	12.761	
625m	37.552	10			625m	36.614	3		
750m	44.395	10	13.571	3	750m	43.401	4	13.387	

Heat 15					Heat 16				
NED - Netherlands					POL - Poland				
Distance	Time	Rank	Lap Time	Lap	Distance	Time	Rank	Lap Time	Lap
125m	10.709	4			125m	10.746	6		
250m	17.522	4	17.522	1	250m	17.552	5	17.552	
375m	23.755	4			375m	23.838	5		
500m	29.942	2	12.420	2	500m	30.137	5	12.585	
625m	36.356	2			625m	36.750	6		
750m	43.054	2	13.112	3	750m	43.665	8	13.528	

Communiqué approved by the Secretary of the Commissaires Panel:

1-3 November 2019

Communiqué no. 14

Men's Team Sprint / Vitesse par équipe hommes
Qualifying / Qualifications
Start List / Liste de départ

Fri 1 Nov 2019 - Race distance: 3 laps

World Record	41.871 GER - Germany	Aguascalientes (MEX)	5 DEC 2013
---------------------	----------------------	----------------------	------------

Heat	Race Number	Team / Name	Time
1		UKR - Ukraine	_____
	316	DENYSENKO Vladyslav	
	320	STOVBETSKYI Dmytro	
	315	CHEBANETS Tadey-Ivan	
2		BLR - Belarus	_____
	102	HLOVA Aliaksandr	
	106	VERAMCHUK Yauhen	
	104	NOVIK Uladzislau	
3		ESP - Spain	_____
	145	MARTINEZ CHORRO Alejandro	
	147	PERALTA GASCON Juan	
	146	MORENO SANCHEZ Jose	
4		KAZ - Kazakhstan	_____
	231	NALYOTOV Maxim	
	232	PONOMARYOV Sergey	
	233	REZANOV Dmitriy	
5		CZE - Czech Republic	_____
	129	CECHMAN Martin	
	130	KELEMEN Pavel	
	127	BABEK Tomas	
6		TTB - Track - Team - Brandenburg	_____
	309	ENGLER Eric	
	311	HINZE Carl	
	312	HOHNE Anton	
7		GER - Germany	_____
	174	BICHLER Timo	
	175	BOTTICHER Stefan	
	177	LEVY Maximilian	

1-3 November 2019

Communiqué no. 14

Men's Team Sprint / Vitesse par équipe hommes
Qualifying / Qualifications
Start List / Liste de départ

Fri 1 Nov 2019 - Race distance: 3 laps

Heat	Race Number	Team / Name	Time
8		ERD - Team Erdgas.2012	_____
	142	SCHROTER Nik	
	141	JURCZYK Marc	
	140	DORNBACH Maximilian	
9		MCT - Marathon - Tula Cycling Team	_____
	248	KOMKOV Daniil	
	249	NOSOV Alexey	
	247	DUBCHENKO Aleksander	
10		RUS - Russian Federation	_____
	287	YAKUSHEVSKIY Pavel	
	278	DMITRIEV Denis	
	282	SHARAPOV Alexander	
11		GBR - Great Britain	_____
	167	OWENS Ryan	
	164	CARLIN Jack	
	166	KENNY Jason	
12		FRA - France	_____
	157	VIGIER Sebastien	
	151	D'ALMEIDA Michael	
	154	LANDERNEAU Melvin	
13		CHN - China	_____
	114	GUO Shuai	
	115	LUO Yongjia	
	117	ZHANG Miao	
14		BCC - Beat Cycling Club	_____
	93	van den BERG Roy	
	92	BUCHLI Matthijs	
	91	BOS Theo	

1-3 November 2019

Communiqué no. 14

Men's Team Sprint / Vitesse par équipe hommes
Qualifying / Qualifications
Start List / Liste de départ

Fri 1 Nov 2019 - Race distance: 3 laps

Heat	Race Number	Team / Name	Time
15		NED - Netherlands	_____
	257	van THOENDERDAAL Nils	
	254	HOOGLAND Jeffrey	
	256	LIGTLEE Sam	
16		POL - Poland	_____
	262	BIELECKI Maciej	
	267	RUDYK Mateusz	
	266	RAJKOWSKI Patryk	

Progression rule:

Fastest 8 teams qualify for the first round.

Communiqué approved by the Secretary of the Commissaires Panel:

.....

Note:

The composition of the teams may be subject to change up to 30 minutes before the start of the race. Sorted in the order given by the team.

Men's Sprint / Vitesse hommes
World Cup Standings / Classement coupe du monde

As of SUN 3 NOV 2019

Event No 1	Minsk (BLR)	1-3 NOV 2019
Event No 2	Glasgow (GBR)	8-10 NOV 2019
Event No 3	Hong-Kong (HKG)	29 NOV-1 DEC 2019
Event No 4	Cambridge (NZL)	6-8 DEC 2019
Event No 5	Brisbane (AUS)	13-15 DEC 2019
Event No 6	Milton (CAN)	24-26 JAN 2020

Rank	Name	Team Code	Event No 1	Event No 2	Event No 3	Event No 4	Event No 5	Event No 6	Total Points
1	LAVREYSEN Harrie	NED	500,0						500,0
2	HOOGLAND Jeffrey	NED	450,0						450,0
3	BUCHLI Matthijs	BCC	400,0						400,0
4	VIGIER Sebastien	FRA	375,0						375,0
5	RUDYK Mateusz	POL	350,0						350,0
6	DMITRIEV Denis	RUS	325,0						325,0
7	CARLIN Jack	GBR	300,0						300,0
8	KENNY Jason	GBR	275,0						275,0
9	LENDEL Vasilijus	LTU	250,0						250,0
10	BOTTICHER Stefan	GER	225,0						225,0
11	YAKUSHEVSKIY Pavel	RUS	205,0						205,0
12	LANDERNEAU Melvin	FRA	190,0						190,0
13	PERALTA GASCON Juan	ESP	175,0						175,0
14	KELEMEN Pavel	CZE	160,0						160,0
15	OBARA Yuta	JPN	145,0						145,0
16	SAHROM Muhammad Shah Firdaus	SDF	130,0						130,0
17	CECHMAN Martin	CZE	120,0						120,0
18	QUINTERO CHAVARRO Kevin Santiago	COL	110,0						110,0
19	SZALONTAY Sandor	HUN	100,0						100,0
20	MORENO SANCHEZ Jose	ESP	90,0						90,0
21	ZHOU Yu	CHN	80,0						80,0
22	LAW Tsz Chun	HKG	70,0						70,0
23	CHUGAY Andrey	KAZ	60,0						60,0
24	DORNBACH Maximilian	ERD	50,0						50,0
25	ROSTOV Pavel	MCT	1,0						1,0
26	RAMIREZ MORALES Santiago	COL	1,0						1,0
27	GUO Shuai	CHN	1,0						1,0
28	ZAITSAU Artsiom	MCC	1,0						1,0
29	MOHD ZONIS Muhammad Fadhil	MAS	1,0						1,0
30	NALYOTOV Maxim	KAZ	1,0						1,0

1-3 November 2019

Communiqué no. 32

Men's Sprint / Vitesse hommes
Final Classification / Classement final

Rank	Race Number	Name	Team Code	1st Race	2nd Race	Decider	
				200m Time:	9.874	9.970	9.857
				Average Speed km/h:	72,919	72,217	73,045
Final For Gold							
GOLD	1	255 LAVREYSEN Harrie	NED	+0.008	Winner	Winner	
SILVER	2	254 HOOGLAND Jeffrey	NED	Winner	+0.142	+0.085	
				200m Time:	10.239		10.210
				Average Speed km/h:	70,319		70,519
Final For Bronze							
BRONZE	3	92 BUCHLI Matthijs	BCC	Winner	REL	Winner	
	4	157 VIGIER Sebastien	FRA	+0.024	Winner	+0.040	
Did not qualify for semifinals							
	5	267 RUDYK Mateusz	POL				
	6	278 DMITRIEV Denis	RUS				
	7	164 CARLIN Jack	GBR				
	8	166 KENNY Jason	GBR				
Did not qualify for 1/4 finals							
	9	241 LENDEL Vasilijus	LTU				
	10	175 BOTTICHER Stefan	GER				
	11	287 YAKUSHEVSKIY Pavel	RUS				
	12	154 LANDERNEAU Melvin	FRA				
	13	147 PERALTA GASCON Juan	ESP				
	14	130 KELEMEN Pavel	CZE				
	15	228 OBARA Yuta	JPN				
	16	298 SAHROM Muhammad Shah Firdaus	SDF				
Did not qualify for 1/8 finals							
	17	129 CECHMAN Martin	CZE				
	18	123 QUINTERO CHAVARRO Kevin Santiago	COL				
	19	205 SZALONTAY Sandor	HUN				
	20	146 MORENO SANCHEZ Jose	ESP				
	21	118 ZHOU Yu	CHN				
	22	192 LAW Tsz Chun	HKG				
	23	230 CHUGAY Andrey	KAZ				
	24	140 DORNBACH Maximilian	ERD				
	25	250 ROSTOV Pavel	MCT				
	26	124 RAMIREZ MORALES Santiago	COL				
	27	114 GUO Shuai	CHN				
	28	246 ZAITSAU Artsiom	MCC				
Did not qualify for 1/16 finals							
	29	244 MOHD ZONIS Muhammad Fadhil	MAS				
	30	231 NALYOTOV Maxim	KAZ				
		141 JURCZYK Marc	ERD			DNS	
		215 CECI Francesco	ITA			DNS	
		341 CANELON VERA Hersony	VEN			DNS	

1-3 November 2019

Communiqué no. 32

Men's Sprint / Vitesse hommes**Final Classification / Classement final**

Rank	Race Number	Name	Team Code	1st Race	2nd Race	Decider
------	-------------	------	-----------	----------	----------	---------

No 92 BUCHLI Matthijs (BCC)

Relegation Race 2 for not having held his/her line during the last 200 meters of the race

Déclassement course 2 pour ne pas avoir tenue sa ligne dans les 200 derniers mètres de l'épreuve

Communiqué approved by the Secretary of the Commissaires Panel:
.....**LEGEND****DNS** Did Not Start **REL** Relegated

www.tissotwatches.com

www.uci.org

Timing and Results provided by

Report Created SUN 3 NOV 2019 19:38

Page 2/2

TITLE SPONSOR



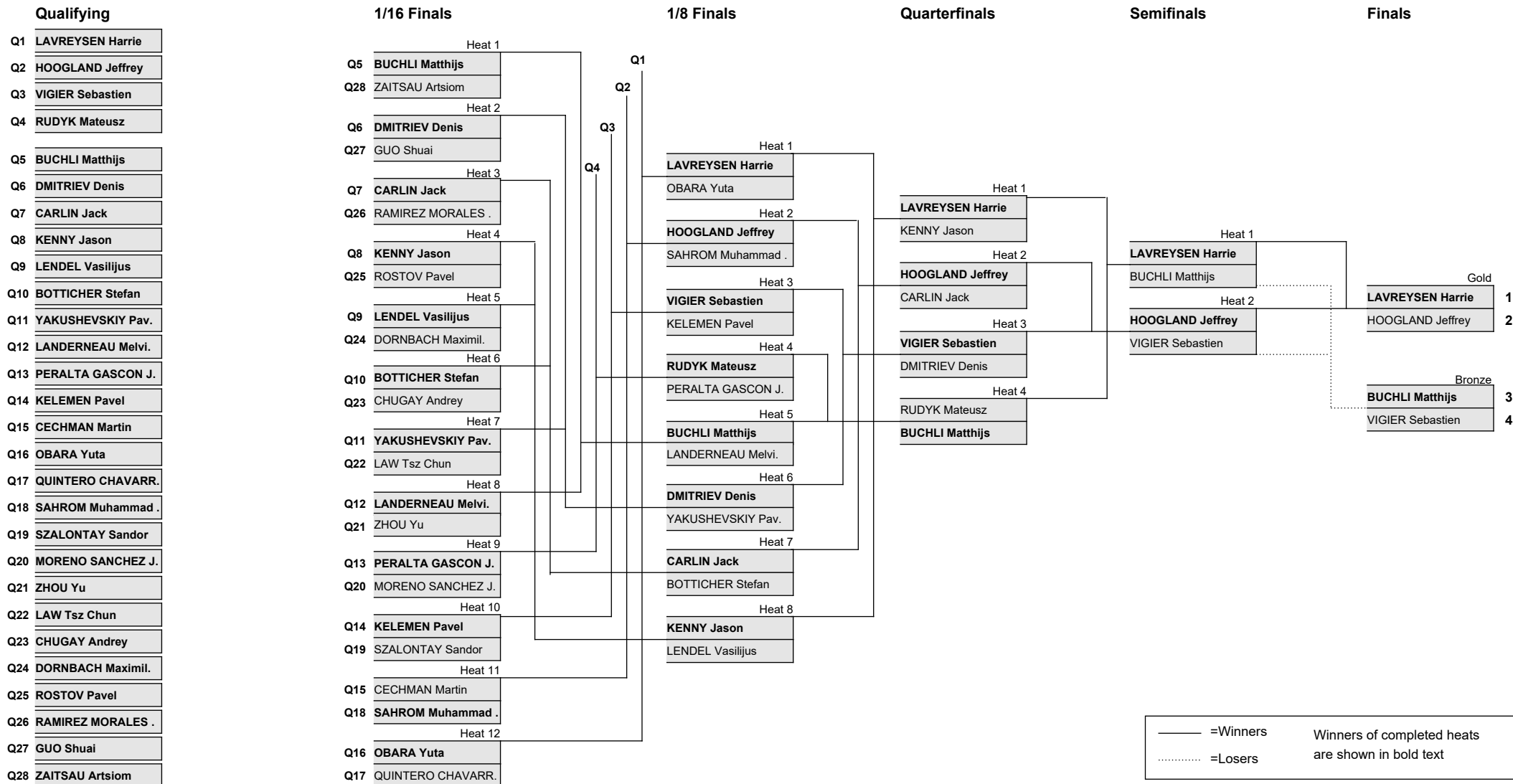
OFFICIAL SPONSORS

ДОКАЗАТЕЛЬСТВО - РЕЗУЛЬТАТ
ВЕЛОСИПЕДНЫЙ
КЛУБ «МИНСК»

ORGANISER



Men's Sprint / Vitesse hommes
Results Bracket / Tableau de progression



Communiqué approved by the Secretary of the Commissaires Panel:

1-3 November 2019

Communiqué no. 31

Men's Sprint / Vitesse hommes
Finals / Finales
Start List / Liste de départ
 Sun 3 Nov 2019 - Race distance: 3 laps

Race Number	Name	Team Code	1st Race	2nd Race	Decider
<i>For Bronze</i>					
		200m Time:			
		Average Speed km/h:			
92	BUCHLI Matthijs	BCC			
157	VIGIER Sebastien	FRA			
<i>For Gold</i>					
		200m Time:			
		Average Speed km/h:			
255	LAVREYSEN Harrie	NED			
254	HOOGLAND Jeffrey	NED			

Communiqué approved by the Secretary of the Commissaires Panel:

1-3 November 2019

Communiqué no. 30

Men's Sprint / Vitesse hommes
Semifinals / Demi-finales
Results / Résultats

Sun 3 Nov 2019 - Race distance: 3 laps

Rank	Race Number	Name	Team Code	1st Race	2nd Race	Decider
				200m Time:	10.069	10.050
				Average Speed km/h:	71,507	71,642
Heat 1						
1	255	LAVREYSEN Harrie	NED	Winner	Winner	
2	92	BUCHLI Matthijs	BCC	+0.093	+0.079	
				200m Time:	9.790	9.957
				Average Speed km/h:	73,544	72,311
Heat 2						
1	254	HOOGLAND Jeffrey	NED	Winner	Winner	
2	157	VIGIER Sebastien	FRA	+0.097	+6.355	

Progression rule:

The winners race for the gold and silver medals. The losers race for the bronze medal.

Communiqué approved by the Secretary of the Commissaires Panel:

1-3 November 2019

Communiqué no. 29

Men's Sprint / Vitesse hommes
Semifinals / Demi-finales
Start List / Liste de départ
 Sun 3 Nov 2019 - Race distance: 3 laps

Race Number	Name	Team Code	1st Race	2nd Race	Decider
<i>Heat 1</i>					
		200m Time:			
		Average Speed km/h:			
255	LAVREYSEN Harrie	NED			
92	BUCHLI Matthijs	BCC			
<i>Heat 2</i>					
		200m Time:			
		Average Speed km/h:			
254	HOOGLAND Jeffrey	NED			
157	VIGIER Sebastien	FRA			

Progression rule:

The winners race for the gold and silver medals. The losers race for the bronze medal.

Communiqué approved by the Secretary of the Commissaires Panel:

1-3 November 2019

Communiqué no. 28

Men's Sprint / Vitesse hommes
Quarterfinals / Quart de finales
Results / Résultats

Sun 3 Nov 2019 - Race distance: 3 laps

Rank	Race Number	Name	Team Code	1st Race	2nd Race	Decider
				200m Time:	10.075	10.081
				Average Speed km/h:	71,464	71,421
Heat 1						
1	255	LAVREYSEN Harrie	NED	Winner	Winner	
2	166	KENNY Jason	GBR	+0.148	+0.651	
				200m Time:	9.726	9.803
				Average Speed km/h:	74,028	73,447
Heat 2						
1	254	HOOGLAND Jeffrey	NED	Winner	Winner	
2	164	CARLIN Jack	GBR	+0.052	+0.238	
				200m Time:	10.053	9.982
				Average Speed km/h:	71,620	72,130
Heat 3						
1	157	VIGIER Sebastien	FRA	Winner	Winner	
2	278	DMITRIEV Denis	RUS	+0.012	+0.009	
				200m Time:	10.191	9.997
				Average Speed km/h:	70,651	72,022
Heat 4						
1	92	BUCHLI Matthijs	BCC	Winner	Winner	
2	267	RUDYK Mateusz	POL	+0.065	+0.092	

Progression rule:

The winner of each heat qualifies to the Semifinals.

Communiqué approved by the Secretary of the Commissaires Panel:

1-3 November 2019

Communiqué no. 27

Men's Sprint / Vitesse hommes
Quarterfinals / Quart de finales
Start List / Liste de départ

Sun 3 Nov 2019 - Race distance: 3 laps

Race Number	Name	Team Code	1st Race	2nd Race	Decider
Heat 1					
		200m Time:			
		Average Speed km/h:			
255	LAVREYSEN Harrie	NED			
166	KENNY Jason	GBR			
Heat 2					
		200m Time:			
		Average Speed km/h:			
254	HOOGLAND Jeffrey	NED			
164	CARLIN Jack	GBR			
Heat 3					
		200m Time:			
		Average Speed km/h:			
157	VIGIER Sebastien	FRA			
278	DMITRIEV Denis	RUS			
Heat 4					
		200m Time:			
		Average Speed km/h:			
267	RUDYK Mateusz	POL			
92	BUCHLI Matthijs	BCC			

Progression rule:

The winner of each heat qualifies to the Semifinals.

Communiqué approved by the Secretary of the Commissaires Panel:

1-3 November 2019

Communiqué no. 26

Men's Sprint / Vitesse hommes
1/8 Finals / 1/8 de finale
Results / Résultats

Sun 3 Nov 2019 - Race distance: 3 laps

Rank	Race Number	Name	Team Code	
				200m Time: 10.157
				Average Speed km/h: 70,887
Heat 1				
1	255	LAVREYSEN Harrie	NED	Winner
2	228	OBARA Yuta	JPN	+0.179
				200m Time: 9.889
				Average Speed km/h: 72,808
Heat 2				
1	254	HOOGLAND Jeffrey	NED	Winner
2	298	SAHROM Muhammad Shah Firdaus	SDF	+0.008
				200m Time: 10.017
				Average Speed km/h: 71,878
Heat 3				
1	157	VIGIER Sebastien	FRA	Winner
2	130	KELEMEN Pavel	CZE	+0.048
				200m Time: 10.069
				Average Speed km/h: 71,507
Heat 4				
1	267	RUDYK Mateusz	POL	Winner
2	147	PERALTA GASCON Juan	ESP	+0.241
				200m Time: 10.248
				Average Speed km/h: 70,258
Heat 5				
1	92	BUCHLI Matthijs	BCC	Winner
2	154	LANDERNEAU Melvin	FRA	+0.003
				200m Time: 10.246
				Average Speed km/h: 70,271
Heat 6				
1	278	DMITRIEV Denis	RUS	Winner
2	287	YAKUSHEVSKIY Pavel	RUS	+0.189
				200m Time: 10.172
				Average Speed km/h: 70,783
Heat 7				
1	164	CARLIN Jack	GBR	Winner
2	175	BOTTICHER Stefan	GER	+0.028
				200m Time: 10.246
				Average Speed km/h: 70,271
Heat 8				
1	166	KENNY Jason	GBR	Winner
2	241	LENDEL Vasilijus	LTU	+0.040

Progression rule:

The winner of each heat qualifies to the Quarterfinals.

1-3 November 2019

Communiqué no. 26

Men's Sprint / Vitesse hommes**1/8 Finals / 1/8 de finale****Results / Résultats**

Sun 3 Nov 2019 - Race distance: 3 laps

Rank	Race Number	Name	Team Code
------	-------------	------	-----------

Communiqué approved by the Secretary of the Commissaires Panel:
.....**Note:**

The average speed is taken over the last 200m.

1-3 November 2019

Communiqué no. 25

Men's Sprint / Vitesse hommes
1/8 Finals / 1/8 de finale
Start List / Liste de départ
 Sun 3 Nov 2019 - Race distance: 3 laps

Race Number	Name	Team Code
Heat 1		
		200m Time:
		Average Speed km/h:
255	LAVREYSEN Harrie	NED
228	OBARA Yuta	JPN
Heat 2		
		200m Time:
		Average Speed km/h:
254	HOOGLAND Jeffrey	NED
298	SAHROM Muhammad Shah Firdaus	SDF
Heat 3		
		200m Time:
		Average Speed km/h:
157	VIGIER Sebastien	FRA
130	KELEMEN Pavel	CZE
Heat 4		
		200m Time:
		Average Speed km/h:
267	RUDYK Mateusz	POL
147	PERALTA GASCON Juan	ESP
Heat 5		
		200m Time:
		Average Speed km/h:
92	BUCHLI Matthijs	BCC
154	LANDERNEAU Melvin	FRA
Heat 6		
		200m Time:
		Average Speed km/h:
278	DMITRIEV Denis	RUS
287	YAKUSHEVSKIY Pavel	RUS
Heat 7		
		200m Time:
		Average Speed km/h:
164	CARLIN Jack	GBR
175	BOTTICHER Stefan	GER
Heat 8		
		200m Time:
		Average Speed km/h:
166	KENNY Jason	GBR
241	LENDEL Vasilijus	LTU

Progression rule:

The winner of each heat qualifies to the Quarterfinals.

Communiqué approved by the Secretary of the Commissaires Panel:

1-3 November 2019

Communiqué no. 24

Men's Sprint / Vitesse hommes
1/16 Finals / 1/16 de finale
Results / Résultats

Sun 3 Nov 2019 - Race distance: 3 laps

Rank	Race Number	Name	Team Code	
				200m Time: 10.904
				Average Speed km/h: 66,031
Heat 1				
1	92	BUCHLI Matthijs	BCC	Winner
2	246	ZAITSAU Artsiom	MCC	+0.500
				200m Time: 10.865
				Average Speed km/h: 66,268
Heat 2				
1	278	DMITRIEV Denis	RUS	Winner
2	114	GUO Shuai	CHN	+0.098
				200m Time: 10.301
				Average Speed km/h: 69,896
Heat 3				
1	164	CARLIN Jack	GBR	Winner
2	124	RAMIREZ MORALES Santiago	COL	+0.139
				200m Time: 10.279
				Average Speed km/h: 70,046
Heat 4				
1	166	KENNY Jason	GBR	Winner
2	250	ROSTOV Pavel	MCT	+0.174
				200m Time: 10.181
				Average Speed km/h: 70,720
Heat 5				
1	241	LENDEL Vasilijus	LTU	Winner
2	140	DORNBACH Maximilian	ERD	+0.434
				200m Time: 10.339
				Average Speed km/h: 69,639
Heat 6				
1	175	BOTTICHER Stefan	GER	Winner
2	230	CHUGAY Andrey	KAZ	+0.080
				200m Time: 10.477
				Average Speed km/h: 68,722
Heat 7				
1	287	YAKUSHEVSKIY Pavel	RUS	Winner
2	192	LAW Tsz Chun	HKG	+0.643
				200m Time: 10.327
				Average Speed km/h: 69,720
Heat 8				
1	154	LANDERNEAU Melvin	FRA	Winner
2	118	ZHOU Yu	CHN	+0.070
				200m Time: 10.136
				Average Speed km/h: 71,034
Heat 9				
1	147	PERALTA GASCON Juan	ESP	Winner
2	146	MORENO SANCHEZ Jose	ESP	+0.907
				200m Time: 10.343
				Average Speed km/h: 69,612
Heat 10				
1	130	KELEMEN Pavel	CZE	Winner
2	205	SZALONTAY Sandor	HUN	+0.088

1-3 November 2019

Communiqué no. 24

Men's Sprint / Vitesse hommes
1/16 Finals / 1/16 de finale
Results / Résultats

Sun 3 Nov 2019 - Race distance: 3 laps

Rank	Race Number	Name	Team Code	
				200m Time: 10.172
				Average Speed km/h: 70,783
Heat 11				
1	298	SAHROM Muhammad Shah Firdaus	SDF	Winner
2	129	CECHMAN Martin	CZE	+0.041
				200m Time: 10.211
				Average Speed km/h: 70,512
Heat 12				
1	228	OBARA Yuta	JPN	Winner
2	123	QUINTERO CHAVARRO Kevin Santiago	COL	+0.058

Progression rule:

The winner of each heat qualifies to the 1/8 Finals.

Communiqué approved by the Secretary of the Commissaires Panel:

Note:

The average speed is taken over the last 200m.

1-3 November 2019

Communiqué no. 23

Men's Sprint / Vitesse hommes
1/16 Finals / 1/16 de finale
Start List / Liste de départ
 Sun 3 Nov 2019 - Race distance: 3 laps

Race Number	Name	Team Code
Heat 1		
		200m Time:
		Average Speed km/h:
92	BUCHLI Matthijs	BCC
246	ZAITSAU Artsiom	MCC
Heat 2		
		200m Time:
		Average Speed km/h:
278	DMITRIEV Denis	RUS
114	GUO Shuai	CHN
Heat 3		
		200m Time:
		Average Speed km/h:
164	CARLIN Jack	GBR
124	RAMIREZ MORALES Santiago	COL
Heat 4		
		200m Time:
		Average Speed km/h:
166	KENNY Jason	GBR
250	ROSTOV Pavel	MCT
Heat 5		
		200m Time:
		Average Speed km/h:
241	LENDEL Vasilijus	LTU
140	DORNBACH Maximilian	ERD
Heat 6		
		200m Time:
		Average Speed km/h:
175	BOTTICHER Stefan	GER
230	CHUGAY Andrey	KAZ
Heat 7		
		200m Time:
		Average Speed km/h:
287	YAKUSHEVSKIY Pavel	RUS
192	LAW Tsz Chun	HKG
Heat 8		
		200m Time:
		Average Speed km/h:
154	LANDERNEAU Melvin	FRA
118	ZHOU Yu	CHN
Heat 9		
		200m Time:
		Average Speed km/h:
147	PERALTA GASCON Juan	ESP
146	MORENO SANCHEZ Jose	ESP
Heat 10		
		200m Time:
		Average Speed km/h:
130	KELEMEN Pavel	CZE
205	SZALONTAY Sandor	HUN

1-3 November 2019

Communiqué no. 23

Men's Sprint / Vitesse hommes
1/16 Finals / 1/16 de finale
Start List / Liste de départ
 Sun 3 Nov 2019 - Race distance: 3 laps

Race Number	Name	Team Code
Heat 11		
		200m Time:
		Average Speed km/h:
129	CECHMAN Martin	CZE
298	SAHROM Muhammad Shah Firdaus	SDF
Heat 12		
		200m Time:
		Average Speed km/h:
228	OBARA Yuta	JPN
123	QUINTERO CHAVARRO Kevin Santiago	COL

Progression rule:

The winner of each heat qualifies to the 1/8 Finals.

Communiqué approved by the Secretary of the Commissaires Panel:

1-3 November 2019

Communiqué no. 22

Men's Sprint / Vitesse hommes
Qualifying / Qualifications
Results / Résultats

Sun 3 Nov 2019 - Race distance: 200m flying start (3,5 laps)

World Record	9.100 NICHOLAS Paul	TTO Cochabamba (BOL)	4 SEP 2019
--------------	---------------------	----------------------	------------

Rank	Race Number	Name	Team Code	100m	Time 100-200	Average Speed km/h
1	255	LAVREYSEN Harrie	NED	4.713 (2)	9.465 4.752 (1)	76,070
2	254	HOOGLAND Jeffrey	NED	4.711 (1)	9.502 4.791 (2)	75,774
3	157	VIGIER Sebastien	FRA	4.763 (3)	9.587 4.824 (4)	75,102
4	267	RUDYK Mateusz	POL	4.774 (4)	9.589 4.815 (3)	75,086
5	92	BUCHLI Matthijs	BCC	4.799 (5)	9.664 4.865 (5)	74,503
6	278	DMITRIEV Denis	RUS	4.828 (7)	9.711 4.883 (6)	74,143
7	164	CARLIN Jack	GBR	4.811 (6)	9.719 4.908 (7)	74,082
8	166	KENNY Jason	GBR	4.850 (9)	9.773 4.923 (8)	73,672
9	241	LENDEL Vasilijus	LTU	4.836 (8)	9.780 4.944 (10)	73,620
10	175	BOTTICHER Stefan	GER	4.857 (10)	9.788 4.931 (9)	73,559
11	287	YAKUSHEVSKIY Pavel	RUS	4.857 (10)	9.801 4.944 (10)	73,462
12	154	LANDERNEAU Melvin	FRA	4.906 (15)	9.852 4.946 (12)	73,082
13	147	PERALTA GASCON Juan	ESP	4.911 (17)	9.861 4.950 (13)	73,015
14	130	KELEMEN Pavel	CZE	4.900 (13)	9.882 4.982 (16)	72,860
15	129	CECHMAN Martin	CZE	4.900 (13)	9.887 4.987 (17)	72,823
16	228	OBARA Yuta	JPN	4.913 (18)	9.894 4.981 (15)	72,771
17	123	QUINTERO CHAVARRO Kevin Santiago	COL	4.958 (22)	9.919 4.961 (14)	72,588
18	298	SAHROM Muhammad Shah Firdaus	SDF	4.891 (12)	9.924 5.033 (18)	72,551
19	205	SZALONTAY Sandor	HUN	4.906 (15)	9.977 5.071 (21)	72,166
20	146	MORENO SANCHEZ Jose	ESP	4.929 (19)	9.992 5.063 (20)	72,058
21	118	ZHOU Yu	CHN	4.944 (21)	10.016 5.072 (22)	71,885

1-3 November 2019

Communiqué no. 22

Men's Sprint / Vitesse hommes
Qualifying / Qualifications
Results / Résultats

Sun 3 Nov 2019 - Race distance: 200m flying start (3,5 laps)

Rank	Race Number	Name	Team Code	100m	Time 100-200	Average Speed km/h
22	192	LAW Tsz Chun	HKG	4.940 (20)	10.024 5.084 (24)	71,828
23	230	CHUGAY Andrey	KAZ	4.987 (24)	10.036 5.049 (19)	71,742
24	140	DORNBACH Maximilian	ERD	4.980 (23)	10.056 5.076 (23)	71,599
25	250	ROSTOV Pavel	MCT	5.020 (26)	10.141 5.121 (25)	70,999
26	124	RAMIREZ MORALES Santiago	COL	4.991 (25)	10.147 5.156 (27)	70,957
27	114	GUO Shuai	CHN	5.040 (27)	10.208 5.168 (29)	70,533
28	246	ZAITSAU Artsiom	MCC	5.049 (28)	10.213 5.164 (28)	70,498
29	244	MOHD ZONIS Muhammad Fadhil	MAS	5.076 (30)	10.221 5.145 (26)	70,443
30	231	NALYOTOV Maxim	KAZ	5.074 (29)	10.298 5.224 (30)	69,916
	141	JURCZYK Marc	ERD		DNS	
	215	CECI Francesco	ITA		DNS	
	341	CANELON VERA Hersony	VEN		DNS	

Progression rule:

Top 4 riders qualify for 1/8 Finals. 5th to 28th places qualify for 1/16 Finals.

Communiqué approved by the Secretary of the Commissaires Panel:

LEGEND
DNS Did Not Start

1-3 November 2019
Communiqué no. 21

**Men's Sprint / Vitesse hommes
Qualifying / Qualifications
Start List / Liste de départ**

Sun 3 Nov 2019 - Race distance: 200m flying start (3,5 laps)

World Record	9.100 NICHOLAS Paul	TTO Cochabamba (BOL)	4 SEP 2019
---------------------	---------------------	----------------------	------------

Order	Race Number	Name	Team Code	Time
1	228	OBARA Yuta	JPN	_____
2	114	GUO Shuai	CHN	_____
3	250	ROSTOV Pavel	MCT	_____
4	244	MOHD ZONIS Muhammad Fadhil	MAS	_____
5	246	ZAITSAU Artsiom	MCC	_____
6	231	NALYOTOV Maxim	KAZ	_____
7	141	JURCZYK Marc	ERD	_____
8	92	BUCHLI Matthijs	BCC	_____
9	154	LANDERNEAU Melvin	FRA	_____
10	129	CECHMAN Martin	CZE	_____
11	341	CANELON VERA Hersony	VEN	_____
12	215	CECI Francesco	ITA	_____
13	118	ZHOU Yu	CHN	_____
14	230	CHUGAY Andrey	KAZ	_____
15	146	MORENO SANCHEZ Jose	ESP	_____
16	124	RAMIREZ MORALES Santiago	COL	_____
17	192	LAW Tsz Chun	HKG	_____
18	175	BOTTICHER Stefan	GER	_____
19	140	DORNBACH Maximilian	ERD	_____
20	166	KENNY Jason	GBR	_____
21	298	SAHROM Muhammad Shah Firdaus	SDF	_____
22	147	PERALTA GASCON Juan	ESP	_____
23	287	YAKUSHEVSKIY Pavel	RUS	_____
24	123	QUINTERO CHAVARRO Kevin Santiago	COL	_____
25	164	CARLIN Jack	GBR	_____
26	241	LENDEL Vasilijus	LTU	_____
27	157	VIGIER Sebastien	FRA	_____
28	205	SZALONTAY Sandor	HUN	_____
29	130	KELEMEN Pavel	CZE	_____
30	278	DMITRIEV Denis	RUS	_____
31	255	LAVREYSEN Harrie	NED	_____
32	254	HOOGLAND Jeffrey	NED	_____

1-3 November 2019

Communiqué no. 21

Men's Sprint / Vitesse hommes**Qualifying / Qualifications****Start List / Liste de départ**

Sun 3 Nov 2019 - Race distance: 200m flying start (3,5 laps)

Order	Race Number	Name	Team Code	Time
33	267	RUDYK Mateusz	POL	

Progression rule:

Top 4 riders qualify for 1/8 Finals. 5th to 28th places qualify for 1/16 Finals.

Communiqué approved by the Secretary of the Commissaires Panel:

Men's Keirin / Keirin hommes
World Cup Standings / Classement coupe du monde
 As of SAT 2 NOV 2019

Event No 1	Minsk (BLR)	1-3 NOV 2019
Event No 2	Glasgow (GBR)	8-10 NOV 2019
Event No 3	Hong-Kong (HKG)	29 NOV-1 DEC 2019
Event No 4	Cambridge (NZL)	6-8 DEC 2019
Event No 5	Brisbane (AUS)	13-15 DEC 2019
Event No 6	Milton (CAN)	24-26 JAN 2020

Rank	Name	Team Code	Event No 1	Event No 2	Event No 3	Event No 4	Event No 5	Event No 6	Total Points
1	LAVREYSEN Harrie	NED	500,0						500,0
2	DMITRIEV Denis	RUS	450,0						450,0
3	MATSUI Koyu	JPC	400,0						400,0
4	CARLIN Jack	GBR	375,0						375,0
5	BUCHLI Matthijs	BCC	350,0						350,0
6	BOTTICHER Stefan	GER	325,0						325,0
7	VIGIER Sebastien	FRA	300,0						300,0
8	MAKSEL Krzysztof	POL	275,0						275,0
9	OBARA Yuta	JPN	250,0						250,0
10	LENDEL Vasilijus	LTU	225,0						225,0
11	CANELON VERA Hersony	VEN	205,0						205,0
12	KELEMEN Pavel	CZE	175,0						175,0
12	PERKINS Shane Alan	RVL	175,0						175,0
12	PONOMARYOV Sergey	KAZ	175,0						175,0
12	QUINTERO CHAVARRO Kevin Santiago	COL	175,0						175,0
16	ANGSUTHASAWIT Jai	THA	120,0						120,0
16	MOHD ZONIS Muhammad Fadhil	MAS	120,0						120,0
16	MORENO SANCHEZ Jose	ESP	120,0						120,0
16	NOVIK Uladzislau	BLR	120,0						120,0
20	JURCZYK Marc	ERD	80,0						80,0
20	STOVBETSKYI Dmytro	UKR	80,0						80,0
20	SZALONTAY Sandor	HUN	80,0						80,0
20	ZAITSAU Artsiom	MCC	80,0						80,0
24	CECI Francesco	ITA	1,0						1,0
24	PINEDA Brandon	GUA	1,0						1,0
24	ZHOU Yu	CHN	1,0						1,0

1-3 November 2019
Communiqué no. 42
Men's Keirin / Keirin hommes
Final Classification / Classement final

Sat 2 Nov 2019 - Race distance: 6 laps

Rank	Race Number	Name	Team Code	Time Behind
------	-------------	------	-----------	-------------

Final 1-6

 200m Time: 9.715
 Average Speed: 74,112km/h

1	255	LAVREYSEN Harrie	NED	
2	278	DMITRIEV Denis	RUS	+0.076
3	227	MATSUI Koyu	JPC	+0.342
4	164	CARLIN Jack	GBR	+0.581
5	92	BUCHLI Matthijs	BCC	+0.622
6	175	BOTTICHER Stefan	GER	+0.678

Final 7-11

 200m Time: 9.798
 Average Speed: 73,484km/h

7	157	VIGIER Sebastien	FRA	
8	264	MAKSEL Krzysztof	POL	+0.252
9	228	OBARA Yuta	JPN	+0.397
10	241	LENDEL Vasilijus	LTU	+0.413
11	341	CANELON VERA Hersony	VEN	+0.985

Did not qualify from Second Round

298	SAHROM Muhammad Shah Firdaus	SDF	DSQ
-----	------------------------------	-----	-----

Did not qualify from Repechages

13	123	QUINTERO CHAVARRO Kevin Santiago	COL	
13	130	KELEMEN Pavel	CZE	
13	232	PONOMARYOV Sergey	KAZ	
13	295	PERKINS Shane Alan	RVL	
17	104	NOVIK Uladzislau	BLR	
17	146	MORENO SANCHEZ Jose	ESP	
17	244	MOHD ZONIS Muhammad Fadhil	MAS	
17	304	ANGSUTHASAWIT Jai	THA	
21	141	JURCZYK Marc	ERD	DNS
21	205	SZALONTAY Sandor	HUN	
21	246	ZAITSAU Artsiom	MCC	
21	320	STOVBETSKYI Dmytro	UKR	
25	118	ZHOU Yu	CHN	
25	189	PINEDA Brandon	GUA	
25	215	CECI Francesco	ITA	DNS

1-3 November 2019

Communiqué no. 42

Men's Keirin / Keirin hommes**Final Classification / Classement final**

Sat 2 Nov 2019 - Race distance: 6 laps

Rank	Race Number	Name	Team Code	Time Behind
------	-------------	------	-----------	-------------

Did not qualify from Repechages

305 TRUMAN Joseph

TIN

DNS

Communiqué approved by the Secretary of the Commissaires Panel:
.....**LEGEND****DNS** Did Not Start**DSQ** Disqualified

1-3 November 2019

Communiqué no. 41

Men's Keirin / Keirin hommes
Finals / Finales
Start List / Liste de départ
 Sat 2 Nov 2019 - Race distance: 6 laps

Race Number	Name	Team Code
<i>Final 7-11</i>		
157	VIGIER Sebastien	FRA
228	OBARA Yuta	JPN
241	LENDEL Vasilijus	LTU
264	MAKSEL Krzysztof	POL
341	CANELON VERA Hersony	VEN
<i>Final 1-6</i>		
92	BUCHLI Matthijs	BCC
164	CARLIN Jack	GBR
175	BOTTICHER Stefan	GER
227	MATSUI Koyu	JPC
255	LAVREYSEN Harrie	NED
278	DMITRIEV Denis	RUS

Communiqué approved by the Secretary of the Commissaires Panel:

.....

1-3 November 2019

Communiqué no. 40

Men's Keirin / Keirin hommes
Second Round / Deuxième tour
Results / Résultats

Sat 2 Nov 2019 - Race distance: 6 laps

Rank	Race Number	Name	Team Code	Time Behind
------	-------------	------	-----------	-------------

Heat 1

200m Time: 10.377
 Average Speed: 69,384km/h

1	175	BOTTICHER Stefan	GER	
2	92	BUCHLI Matthijs	BCC	+0.005
3	255	LAVREYSEN Harrie	NED	+0.056
4	341	CANELON VERA Hersony	VEN	+0.076
5	228	OBARA Yuta	JPN	+0.258
	298	SAHROM Muhammad Shah Firdaus	SDF	DSQ

Heat 2

200m Time: 10.479
 Average Speed: 68,709km/h

1	278	DMITRIEV Denis	RUS	
2	227	MATSUI Koyu	JPC	+0.269
3	164	CARLIN Jack	GBR	+0.306
4	264	MAKSEL Krzysztof	POL	+0.396
5	241	LENDEL Vasilijus	LTU	+3.242
6	157	VIGIER Sebastien	FRA	DNF

Progression rule:

The first three riders in each heat qualify to Final 1-6, all other riders advance to Final 7-12.

No 298 SAHROM Muhammad Shah Firdaus (SDF)

Disqualification for deliberately riding on the blue band during the race
 Disqualification pour passage volontaire sur la zone bleu au cours de l'épreuve

Communiqué approved by the Secretary of the Commissaires Panel:

.....

LEGEND

DNF Did Not Finish **DSQ** Disqualified

1-3 November 2019

Communiqué no. 39

Men's Keirin / Keirin hommes
Second Round / Deuxième tour
Start List / Liste de départ
 Sat 2 Nov 2019 - Race distance: 6 laps

Race Number	Name	Team Code
Heat 1		
92	BUCHLI Matthijs	BCC
175	BOTTICHER Stefan	GER
228	OBARA Yuta	JPN
255	LAVREYSEN Harrie	NED
298	SAHROM Muhammad Shah Firdaus	SDF
341	CANELON VERA Hersony	VEN
Heat 2		
157	VIGIER Sebastien	FRA
164	CARLIN Jack	GBR
227	MATSUI Koyu	JPC
241	LENDEL Vasilijus	LTU
264	MAKSEL Krzysztof	POL
278	DMITRIEV Denis	RUS

Progression rule:

The first three riders in each heat qualify to Final 1-6, all other riders advance to Final 7-12.

Communiqué approved by the Secretary of the Commissaires Panel:

1-3 November 2019

Communiqué no. 38

Men's Keirin / Keirin hommes
First Round Repechage / Repêchage premier tour
Results / Résultats

Sat 2 Nov 2019 - Race distance: 6 laps

Rank	Race Number	Name	Team Code	Time Behind
------	-------------	------	-----------	-------------

Heat 1

 200m Time: 10.233
 Average Speed: 70,361km/h

1	341	CANELON VERA Hersony	VEN	
2	295	PERKINS Shane Alan	RVL	+0.004
3	104	NOVIK Uladzislau	BLR	+0.061
4	246	ZAITSAU Artsiom	MCC	+0.425
5	189	PINEDA Brandon	GUA	+0.775

Heat 2

 200m Time: 10.097
 Average Speed: 71,308km/h

1	264	MAKSEL Krzysztof	POL	
2	123	QUINTERO CHAVARRO Kevin Santiago	COL	+0.090
3	244	MOHD ZONIS Muhammad Fadhil	MAS	+0.099
4	205	SZALONTAY Sandor	HUN	+0.167
5	215	CECI Francesco	ITA	DNS

Heat 3

 200m Time: 10.425
 Average Speed: 69,065km/h

1	227	MATSUI Koyu	JPC	
2	130	KELEMEN Pavel	CZE	+0.105
3	146	MORENO SANCHEZ Jose	ESP	+2.726
4	141	JURCZYK Marc	ERD	DNS

Heat 4

 200m Time: 10.159
 Average Speed: 70,873km/h

1	228	OBARA Yuta	JPN	
2	232	PONOMARYOV Sergey	KAZ	+0.034
3	304	ANGSUTHASAWIT Jai	THA	+0.119
4	320	STOVBETSKYI Dmytro	UKR	+0.576
5	118	ZHOU Yu	CHN	+0.767

Progression rule:

The first rider riders in each heat qualify to 2nd Round.

Communiqué approved by the Secretary of the Commissaires Panel:

LEGEND
DNS Did Not Start

1-3 November 2019

Communiqué no. 37

Men's Keirin / Keirin hommes
First Round Repechage / Repêchage premier tour
Start List / Liste de départ
 Sat 2 Nov 2019 - Race distance: 6 laps

Race Number	Name	Team Code
Heat 1		
104	NOVIK Uladzislau	BLR
189	PINEDA Brandon	GUA
246	ZAITSAU Artsiom	MCC
295	PERKINS Shane Alan	RVL
341	CANELON VERA Hersony	VEN
Heat 2		
123	QUINTERO CHAVARRO Kevin Santiago	COL
205	SZALONTAY Sandor	HUN
215	CECI Francesco	ITA
244	MOHD ZONIS Muhammad Fadhil	MAS
264	MAKSEL Krzysztof	POL
Heat 3		
130	KELEMEN Pavel	CZE
141	JURCZYK Marc	ERD
146	MORENO SANCHEZ Jose	ESP
227	MATSUI Koyu	JPC
Heat 4		
118	ZHOU Yu	CHN
228	OBARA Yuta	JPN
232	PONOMARYOV Sergey	KAZ
304 w	ANGSUTHASAWIT Jai	THA
320	STOVBETSKYI Dmytro	UKR

Progression rule:

The first rider riders in each heat qualify to 2nd Round.

Communiqué approved by the Secretary of the Commissaires Panel:

LEGEND

w Warning

1-3 November 2019

Communiqué no. 36

Men's Keirin / Keirin hommes
First Round / Premier tour
Results / Résultats

Sat 2 Nov 2019 - Race distance: 6 laps

Rank	Race Number	Name	Team Code	Time Behind
200m Time: 10.919 Average Speed: 65,940km/h				
Heat 1				
1	92	BUCHLI Matthijs	BCC	
2	241	LENDEL Vasilijus	LTU	+0.262
3	246	ZAITSAU Artsiom	MCC	+4.874
4	118	ZHOU Yu	CHN	
	141	JURCZYK Marc	ERD	DNF
	215	CECI Francesco	ITA	DNF
	341	CANELON VERA Hersony	VEN	DNF
200m Time: 10.591 Average Speed: 67,982km/h				
Heat 2				
1	278	DMITRIEV Denis	RUS	
2	175	BOTTICHER Stefan	GER	+0.017
3	123	QUINTERO CHAVARRO Kevin Santiago	COL	+0.099
4	227	MATSUI Koyu	JPC	+1.393
5	264	MAKSEL Krzysztof	POL	+2.146
6	104	NOVIK Uladzislau	BLR	+2.146
	320	STOVBETSKYI Dmytro	UKR	DNF
200m Time: 10.073 Average Speed: 71,478km/h				
Heat 3				
1	157	VIGIER Sebastien	FRA	
2	298	SAHROM Muhammad Shah Firdaus	SDF	+0.045
3	130	KELEMEN Pavel	CZE	+0.198
4	205	SZALONTAY Sandor	HUN	+0.285
5	189	PINEDA Brandon	GUA	+1.991
	228	OBARA Yuta	JPN	DNF
	305	TRUMAN Joseph	TIN	DNS
200m Time: 10.577 Average Speed: 68,072km/h				
Heat 4				
1	255	LAVREYSEN Harrie	NED	
2	164	CARLIN Jack	GBR	+0.068
3	232	PONOMARYOV Sergey	KAZ	+0.328
4	295	PERKINS Shane Alan	RVL	+0.386
5	304	ANGSUTHASAWIT Jai	THA	+0.525
6	146	MORENO SANCHEZ Jose	ESP	+0.667
7	244	MOHD ZONIS Muhammad Fadhil	MAS	+0.742

1-3 November 2019

Communiqué no. 36

Men's Keirin / Keirin hommes
First Round / Premier tour
Results / Résultats

Sat 2 Nov 2019 - Race distance: 6 laps

Rank	Race Number	Name	Team Code	Time Behind
------	-------------	------	-----------	-------------

Progression rule:

The first two riders in each heat qualify to the Second round, all other riders advance to the repechages.

No 304 ANGSUTHASAWIT Jai (THA)

Warning for dangerous riding during the race

Avertissement pour manoeuvre dangereuse au cours de l'épreuve

Communiqué approved by the Secretary of the Commissaires Panel:
.....**LEGEND****DNF** Did Not Finish **DNS** Did Not Start

www.tissotwatches.com

www.uci.org

Timing and Results provided by

Report Created SAT 2 NOV 2019 13:55

Page 2/2

TITLE SPONSOR



OFFICIAL SPONSORS



ORGANISER



1-3 November 2019

Communiqué no. 35

Men's Keirin / Keirin hommes
First Round / Premier tour
Start List / Liste de départ
 Sat 2 Nov 2019 - Race distance: 6 laps

Race Number	Name	Team Code
Heat 1		
92	BUCHLI Matthijs	BCC
118	ZHOU Yu	CHN
141	JURCZYK Marc	ERD
215	CECI Francesco	ITA
241	LENDEL Vasilijus	LTU
246	ZAITSAU Artsiom	MCC
341	CANELON VERA Hersony	VEN
Heat 2		
104	NOVIK Uladzislau	BLR
123	QUINTERO CHAVARRO Kevin Santiago	COL
175	BOTTICHER Stefan	GER
227	MATSUI Koyu	JPC
264	MAKSEL Krzysztof	POL
278	DMITRIEV Denis	RUS
320	STOVBETSKYI Dmytro	UKR
Heat 3		
130	KELEMEN Pavel	CZE
157	VIGIER Sebastien	FRA
189	PINEDA Brandon	GUA
205	SZALONTAY Sandor	HUN
228	OBARA Yuta	JPN
298	SAHROM Muhammad Shah Firdaus	SDF
305	TRUMAN Joseph	TIN
Heat 4		
146	MORENO SANCHEZ Jose	ESP
164	CARLIN Jack	GBR
232	PONOMARYOV Sergey	KAZ
244	MOHD ZONIS Muhammad Fadhil	MAS
255	LAVREYSEN Harrie	NED
295	PERKINS Shane Alan	RVL
304	ANGSUTHASAWIT Jai	THA

Progression rule:

The first two riders in each heat qualify to the Second round, all other riders advance to the repechages.

1-3 November 2019

Communiqué no. 35

Men's Keirin / Keirin hommes
First Round / Premier tour
Start List / Liste de départ
Sat 2 Nov 2019 - Race distance: 6 laps

Race Number	Name	Team Code
-------------	------	-----------

Communiqué approved by the Secretary of the Commissaires Panel:

.....

1-3 November 2019

Communiqué no. 50 Rectificatif 1

Men's Team Pursuit / Poursuite par équipe hommes
World Cup Standings / Classement coupe du monde

As of FRI 1 NOV 2019

Event No 1	Minsk (BLR)	1-3 NOV 2019
Event No 2	Glasgow (GBR)	8-10 NOV 2019
Event No 3	Hong-Kong (HKG)	29 NOV-1 DEC 2019
Event No 4	Cambridge (NZL)	6-8 DEC 2019
Event No 5	Brisbane (AUS)	13-15 DEC 2019
Event No 6	Milton (CAN)	24-26 JAN 2020

Rank	Name	Team Code	Event No 1	Event No 2	Event No 3	Event No 4	Event No 5	Event No 6	Total Points
1	DENMARK	DEN	1000,0						1000,0
2	FRANCE	FRA	900,0						900,0
3	ITALY	ITA	800,0						800,0
4	GERMANY	GER	750,0						750,0
5	RUSSIAN FEDERATION	RUS	700,0						700,0
6	SWITZERLAND	SUI	650,0						650,0
7	HUUB WATTBIKE TEST TEAM	HUB	600,0						600,0
8	GREAT BRITAIN	GBR	550,0						550,0
9	BELGIUM	BEL	500,0						500,0
10	UNITED STATES OF AMERICA	USA	450,0						450,0
11	BELARUS	BLR	410,0						410,0
12	POLAND	POL	380,0						380,0
13	LOKOSPHINX	LOK	350,0						350,0
14	UKRAINE	UKR	320,0						320,0
15	TRACK - TEAM - BRANDENBURG	TTB	290,0						290,0

1-3 November 2019

Communiqué no. 49

Men's Team Pursuit / Poursuite par équipe hommes
Final Classification / Classement final

World Record	3:48.012 AUSTRALIA	Pruszkow (POL)	28 FEB 2019
---------------------	--------------------	----------------	-------------

Rank	Team / Name	1000m	2000m 1000-2000	3000m 2000-3000	Time 3000-4000	Average Speed km/h
------	-------------	-------	--------------------	--------------------	-------------------	--------------------------

Final for Gold

GOLD	1 DEN - Denmark	1:02.678 (2)	1:58.270 (2)	2:54.821 (2)	3:50.207	62,552
	11 HANSEN Lasse Norman		55.592 (1)	56.551 (2)	55.386 (1)	
	134 JOHANSEN Julius					
	136 MADSEN Frederik Rodenberg					
	139 PEDERSEN Rasmus	(X)				

SILVER	2 FRA - France	1:02.279 (1)	1:58.055 (1)	2:54.039 (1)	3:51.777	62,129
	152 DENIS Thomas		55.776 (2)	55.984 (1)	57.738 (2)	
	153 ERMENAUULT Corentin					
	155 TABELLION Valentin	(X)				
	156 THOMAS Benjamin					

Final for Bronze

BRONZE	3 ITA - Italy	1:02.952 (1)	1:58.366 (1)	2:55.085 (1)	3:51.689	62,152
	25 VIVIANI Elia	(X)	55.414 (1)	56.719 (2)	56.604 (2)	
	216 CONSONNI Simone					
	217 GANNA Filippo					
	218 LAMON Francesco					
	219 PLEBANI Davide	(R)				

	4 GER - Germany	1:03.778 (2)	1:59.719 (2)	2:56.114 (2)	3:52.685	61,886
	176 GROSS Felix	(X)	55.941 (2)	56.395 (1)	56.571 (1)	
	178 REINHARDT Theo					
	180 SCHOMBER Nils					
	181 WEINSTEIN Domenic					
	179 ROHDE Leon	(R)				

Placed after First Round

	5 RUS - Russian Federation
	277 BERSENEV Nikita
	280 GONOV Lev
	283 SMIRNOV Ivan
	284 SVESHNIKOV Kirill

	6 SUI - Switzerland
	38 IMHOF Claudio
	84 THIEBAUD Valere
	300 BISSEGGER Stefan
	301 FROIDEVAUX Robin

	7 HUB - Huub Wattbike Test Team
	199 ARCHIBALD John
	200 BIGHAM Daniel
	202 PERRETT William
	204 WALE Jonathan

1-3 November 2019

Communiqué no. 49

Men's Team Pursuit / Poursuite par équipe hommes
Final Classification / Classement final

Rank	Team / Name	1000m	2000m 1000-2000	3000m 2000-3000	Time 3000-4000	Average Speed km/h
8	GBR - Great Britain					
	17 WALLS Matthew					
	62 STEWART Mark					
	163 BURKE Steven					
	168 VERNON Ethan					
	<i>Did not qualify for the first round</i>					
9	BEL - Belgium					
	48 de KETELE Kenny					
	95 GHYS Robbe					
	96 HERREGODTS Rune					
	97 van den BOSSCHE Fabio					
10	USA - United States					
	330 CROOM John					
	331 DANIEL Gregory					
	332 HOOVER Gavin					
	333 LAMBIE Ashton					
11	BLR - Belarus					
	5 TSISHKOU Raman					
	51 TSISHCHANKA Hardzei					
	101 AKHRAMENKA Yauheni					
	103 KARALIOK Yauheni					
12	POL - Poland					
	33 RUDYK Bartosz					
	265 PROKOPYSZYN Filip					
	268 SAJNOK Szymon					
	269 STANISZEWSKI Daniel					
13	LOK - Lokosphinx					
	71 NOVIKOV Savva					
	237 MALNEV Sergey					
	239 NIKIFOROV Arseny					
	240 SMIRNOV Alexandr					
14	UKR - Ukraine					
	41 DZHUS Volodymyr					
	87 HRYNIV Vitaliy					
	319 SHCHERBAN Vladyslav					
	322 VASYLIEV Maksym					
15	TTB - Track - Team - Brandenburg					
	308 BANUSCH Richard					
	310 GROSS Franz					
	313 KEUP Pierre-Pascal					
	314 SCHMIEDEL Sebastian					

1-3 November 2019

Communiqué no. 49

Men's Team Pursuit / Poursuite par équipe hommes
Final Classification / Classement final

Rank	Team / Name	1000m	2000m 1000-2000	3000m 2000-3000	Time 3000-4000	Average Speed km/h
------	----------------	-------	--------------------	--------------------	-------------------	--------------------------

Communiqué approved by the Secretary of the Commissaires Panel:

LEGEND	
(X)	Rider pulled out before the finish
R	Replaced

1-3 November 2019

Men's Team Pursuit / Poursuite par équipe hommes
Finals / Finales
Race Analysis / Analyse de la course

GOLD

Distance	DEN - Denmark		Lap Time	Lap	FRA - France		Lap Time	
	Time	Rank			Time	Rank		
125m	13.164	2			125m	13.111	1	
250m	20.860	2	20.860	1	250m	20.739	1	20.739
375m	28.081	2			375m	27.816	1	
500m	35.093	2	14.233	2	500m	34.767	1	14.028
625m	41.924	2			625m	41.777	1	
750m	48.899	2	13.806	3	750m	48.614	1	13.847
875m	55.761	2			875m	55.448	1	
1000m	1:02.678	2	13.779	4	1000m	1:02.279	1	13.665
1125m	1:09.586	2			1125m	1:09.252	1	
1250m	1:16.626	2	13.948	5	1250m	1:16.143	1	13.864
1375m	1:23.539	2			1375m	1:23.079	1	
1500m	1:30.485	2	13.859	6	1500m	1:30.074	1	13.931
1625m	1:37.565	2			1625m	1:37.234	1	
1750m	1:44.496	2	14.011	7	1750m	1:44.193	1	14.119
1875m	1:51.376	2			1875m	1:51.132	1	
2000m	1:58.270	2	13.774	8	2000m	1:58.055	1	13.862
2125m	2:05.282	2			2125m	2:04.994	1	
2250m	2:12.249	2	13.979	9	2250m	2:12.077	1	14.022
2375m	2:19.343	2			2375m	2:19.236	1	
2500m	2:26.412	2	14.163	10	2500m	2:26.181	1	14.104
2625m	2:33.479	2			2625m	2:33.062	1	
2750m	2:40.579	2	14.167	11	2750m	2:39.955	1	13.774
2875m	2:47.802	2			2875m	2:46.907	1	
3000m	2:54.821	2	14.242	12	3000m	2:54.039	1	14.084
3125m	3:01.957	2			3125m	3:01.300	1	
3250m	3:08.912	2	14.091	13	3250m	3:08.409	1	14.370
3375m	3:15.834	2			3375m	3:15.555	1	
3500m	3:22.727	1	13.815	14	3500m	3:22.855	2	14.446
3625m	3:29.589	1			3625m	3:29.969	2	
3750m	3:36.439	1	13.712	15	3750m	3:37.134	2	14.279
3875m	3:43.266	1			3875m	3:44.385	2	
4000m	3:50.207	1	13.768	16	4000m	3:51.777	2	14.643

1-3 November 2019

Men's Team Pursuit / Poursuite par équipe hommes
Finals / Finales
Race Analysis / Analyse de la course

BRONZE

GER - Germany					ITA - Italy				
Distance	Time	Rank	Lap Time	Lap	Distance	Time	Rank	Lap Time	
125m	13.349	1			125m	13.429	2		
250m	21.143	2	21.143	1	250m	21.029	1	21.029	
375m	28.427	2			375m	28.071	1		
500m	35.557	2	14.414	2	500m	35.030	1	14.001	
625m	42.610	2			625m	41.972	1		
750m	49.730	2	14.173	3	750m	48.935	1	13.905	
875m	56.765	2			875m	56.006	1		
1000m	1:03.778	2	14.048	4	1000m	1:02.952	1	14.017	
1125m	1:10.766	2			1125m	1:09.955	1		
1250m	1:17.861	2	14.083	5	1250m	1:17.036	1	14.084	
1375m	1:24.804	2			1375m	1:23.900	1		
1500m	1:31.767	2	13.906	6	1500m	1:30.733	1	13.697	
1625m	1:38.725	2			1625m	1:37.599	1		
1750m	1:45.817	2	14.050	7	1750m	1:44.464	1	13.731	
1875m	1:52.783	2			1875m	1:51.469	1		
2000m	1:59.719	2	13.902	8	2000m	1:58.366	1	13.902	
2125m	2:06.650	2			2125m	2:05.236	1		
2250m	2:13.753	2	14.034	9	2250m	2:12.293	1	13.927	
2375m	2:20.703	2			2375m	2:19.365	1		
2500m	2:27.718	2	13.965	10	2500m	2:26.578	1	14.285	
2625m	2:34.721	2			2625m	2:33.707	1		
2750m	2:41.894	2	14.176	11	2750m	2:40.868	1	14.290	
2875m	2:48.940	2			2875m	2:48.091	1		
3000m	2:56.114	2	14.220	12	3000m	2:55.085	1	14.217	
3125m	3:03.064	2			3125m	3:02.064	1		
3250m	3:10.111	2	13.997	13	3250m	3:08.987	1	13.902	
3375m	3:17.169	2			3375m	3:15.934	1		
3500m	3:24.438	2	14.327	14	3500m	3:22.912	1	13.925	
3625m	3:31.464	2			3625m	3:30.055	1		
3750m	3:38.502	2	14.064	15	3750m	3:37.288	1	14.376	
3875m	3:45.530	2			3875m	3:44.440	1		
4000m	3:52.685	4	14.183	16	4000m	3:51.689	3	14.401	

Communiqué approved by the Secretary of the Commissaires Panel:

1-3 November 2019

Communiqué no. 48 Rectificatif 1

Men's Team Pursuit / Poursuite par équipe hommes
Finals / Finales
Start List / Liste de départ

Fri 1 Nov 2019 - Race distance: 4km

World Record	3:48.012 AUSTRALIA	Pruszkow (POL)	28 FEB 2019
---------------------	--------------------	----------------	-------------

Heat	Race Number	Team / Name	Time
FOR BRONZE		GER - Germany	_____
	176	GROSS Felix	
	178	REINHARDT Theo	
	180	SCHOMBER Nils	
	181	WEINSTEIN Domenic	
		ITA - Italy	_____
	25	VIVIANI Elia	
	216	CONSONNI Simone	
	217	GANNA Filippo	
	218	LAMON Francesco	
FOR GOLD		DEN - Denmark	_____
	11	HANSEN Lasse Norman	
	134	JOHANSEN Julius	
	136	MADSEN Frederik Rodenberg	
	139	PEDERSEN Rasmus	
		FRA - France	_____
	152	DENIS Thomas	
	153	ERMENAULT Corentin	
	155	TABELLION Valentin	
	156	THOMAS Benjamin	

Communiqué approved by the Secretary of the Commissaires Panel:

.....

Note:

The composition of the teams may be subject to change up to 30 minutes before the start of the race.

1-3 November 2019

Communiqué no. 47

Men's Team Pursuit / Poursuite par équipe hommes
First Round / Premier tour
Results / Résultats

Fri 1 Nov 2019 - Race distance: 4km

World Record	3:48.012 AUSTRALIA	Pruszkow (POL)	28 FEB 2019
---------------------	--------------------	----------------	-------------

Heat	Rank	Team / Name	1000m	2000m 1000-2000	3000m 2000-3000	Time 3000-4000	Average Speed km/h	
1	1	GER - Germany	1:04.039 (2)	1:59.729 (1)	2:56.334 (1)	3:53.183	61,754	QB
		176 GROSS Felix		55.690 (1)	56.605 (1)	56.849 (1)		
		178 REINHARDT Theo						
		180 SCHOMBER Nils						
		181 WEINSTEIN Domenic						
		179 ROHDE Leon	(R)					
	2	RUS - Russian Federation	1:02.840 (1)	1:59.864 (2)	2:56.819 (2)	3:54.073	61,519	
		277 BERSENEV Nikita	(X)	57.024 (2)	56.955 (2)	57.254 (2)		
		280 GONOV Lev						
		283 SMIRNOV Ivan						
		284 SVESHNIKOV Kirill						
2	1	HUB - Huub Wattbike Test Team	1:03.465 (2)	2:00.557 (2)	2:56.360 (1)	3:54.462	61,417	
		199 ARCHIBALD John		57.092 (2)	55.803 (1)	58.102 (1)		
		200 BIGHAM Daniel						
		202 PERRETT William						
		204 WALE Jonathan	(X)					
	2	GBR - Great Britain	1:02.674 (1)	1:58.961 (1)	2:56.995 (2)	3:55.156	61,236	
		17 WALLS Matthew		56.287 (1)	58.034 (2)	58.161 (2)		
		62 STEWART Mark						
		163 BURKE Steven	(X)					
		168 VERNON Ethan						
3	1	FRA - France	1:02.336 (1)	1:58.229 (1)	2:53.850 (1)	3:51.992	62,071	QG
		152 DENIS Thomas		55.893 (1)	55.621 (1)	58.142 (2)		
		153 ERMENAULT Corentin						
		155 TABELLION Valentin						
		156 THOMAS Benjamin						
	2	ITA - Italy	1:03.356 (2)	1:59.398 (2)	2:56.415 (2)	3:53.464	61,680	QB
		216 CONSONNI Simone		56.042 (2)	57.017 (2)	57.049 (1)		
		217 GANNA Filippo						
		218 LAMON Francesco						
		219 PLEBANI Davide						

1-3 November 2019

Communiqué no. 47

Men's Team Pursuit / Poursuite par équipe hommes
First Round / Premier tour
Results / Résultats

Fri 1 Nov 2019 - Race distance: 4km

Heat	Rank	Team / Name	1000m	2000m 1000-2000	3000m 2000-3000	Time 3000-4000	Average Speed km/h	
4	1	DEN - Denmark	1:02.686 (1)	1:58.347 (1)	2:54.407 (1)	3:49.518	62,740	QG
		11 HANSEN Lasse Norman		55.661 (1)	56.060 (1)	55.111 (1)		
		134 JOHANSEN Julius						
		136 MADSEN Frederik Rodenberg						
		139 PEDERSEN Rasmus						
	2	SUI - Switzerland	1:03.592 (2)	1:59.696 (2)	2:55.973 (2)	3:54.287	61,463	
		38 IMHOF Claudio (X)		56.104 (2)	56.277 (2)	58.314 (2)		
		84 THIEBAUD Valere						
		300 BISSEGGER Stefan						
		301 FROIDEVAUX Robin						

Progression rule:

The winners of heats 3 and 4 in the First round ride the final for the gold and silver medals.

The remaining six teams will be ranked by their times in the First round and will be paired as follows:

The two fastest teams ride the final for the bronze medal.

Communiqué approved by the Secretary of the Commissaires Panel:

LEGEND					
(X)	Rider pulled out before the finish	QB	Qualified for Bronze	QG	Qualified for Gold
		R	Replaced		

1-3 November 2019

Men's Team Pursuit / Poursuite par équipe hommes
First Round / Premier tour
Race Analysis / Analyse de la course

Heat 1

RUS - Russian Federation					Lap	GER - Germany				
Distance	Time	Rank	Lap Time	Distance		Time	Rank	Lap Time		
125m	12.790	1			125m	13.329	2			
250m	20.398	1	20.398	1	250m	21.295	2	21.295		
375m	27.402	1			375m	28.667	2			
500m	34.481	1	14.083	2	500m	35.804	2	14.509		
625m	41.501	1			625m	42.938	2			
750m	48.648	1	14.167	3	750m	50.116	2	14.312		
875m	55.658	1			875m	57.113	2			
1000m	1:02.840	1	14.192	4	1000m	1:04.039	2	13.923		
1125m	1:09.909	1			1125m	1:10.989	2			
1250m	1:17.191	1	14.351	5	1250m	1:18.052	2	14.013		
1375m	1:24.323	1			1375m	1:24.995	2			
1500m	1:31.597	1	14.406	6	1500m	1:31.910	2	13.858		
1625m	1:38.714	1			1625m	1:38.891	2			
1750m	1:45.935	1	14.338	7	1750m	1:45.954	2	14.044		
1875m	1:52.941	2			1875m	1:52.870	1			
2000m	1:59.864	2	13.929	8	2000m	1:59.729	1	13.775		
2125m	2:06.842	2			2125m	2:06.633	1			
2250m	2:13.924	2	14.060	9	2250m	2:13.651	1	13.922		
2375m	2:21.173	2			2375m	2:20.656	1			
2500m	2:28.318	2	14.394	10	2500m	2:27.733	1	14.082		
2625m	2:35.566	2			2625m	2:35.005	1			
2750m	2:42.669	2	14.351	11	2750m	2:42.098	1	14.365		
2875m	2:49.828	2			2875m	2:49.271	1			
3000m	2:56.819	2	14.150	12	3000m	2:56.334	1	14.236		
3125m	3:03.758	2			3125m	3:03.437	1			
3250m	3:10.712	2	13.893	13	3250m	3:10.637	1	14.303		
3375m	3:17.933	2			3375m	3:17.693	1			
3500m	3:25.369	2	14.657	14	3500m	3:24.704	1	14.067		
3625m	3:32.615	2			3625m	3:31.728	1			
3750m	3:39.913	2	14.544	15	3750m	3:38.788	1	14.084		
3875m	3:46.925	2			3875m	3:46.043	1			
4000m	3:54.073	2	14.160	16	4000m	3:53.183	1	14.395		

1-3 November 2019

Men's Team Pursuit / Poursuite par équipe hommes
First Round / Premier tour
Race Analysis / Analyse de la course

Heat 2

HUB - Huub Wattbike Test Team					GBR - Great Britain				
Distance	Time	Rank	Lap Time	Lap	Distance	Time	Rank	Lap Time	
125m	13.537	2			125m	13.189	1		
250m	21.275	2	21.275	1	250m	20.789	1	20.789	
375m	28.421	2			375m	27.923	1		
500m	35.387	2	14.112	2	500m	34.871	1	14.082	
625m	42.286	2			625m	41.942	1		
750m	49.266	2	13.879	3	750m	48.853	1	13.982	
875m	56.328	2			875m	55.756	1		
1000m	1:03.465	2	14.199	4	1000m	1:02.674	1	13.821	
1125m	1:10.574	2			1125m	1:09.807	1		
1250m	1:17.719	2	14.254	5	1250m	1:16.810	1	14.136	
1375m	1:24.837	2			1375m	1:23.844	1		
1500m	1:31.935	2	14.216	6	1500m	1:30.910	1	14.100	
1625m	1:39.158	2			1625m	1:38.129	1		
1750m	1:46.312	2	14.377	7	1750m	1:45.123	1	14.213	
1875m	1:53.538	2			1875m	1:52.048	1		
2000m	2:00.557	2	14.245	8	2000m	1:58.961	1	13.838	
2125m	2:07.530	2			2125m	2:06.084	1		
2250m	2:14.476	2	13.919	9	2250m	2:13.144	1	14.183	
2375m	2:21.605	2			2375m	2:20.377	1		
2500m	2:28.506	2	14.030	10	2500m	2:27.796	1	14.652	
2625m	2:35.346	2			2625m	2:35.023	1		
2750m	2:42.227	1	13.721	11	2750m	2:42.263	2	14.467	
2875m	2:49.361	1			2875m	2:49.730	2		
3000m	2:56.360	1	14.133	12	3000m	2:56.995	2	14.732	
3125m	3:03.537	1			3125m	3:04.266	2		
3250m	3:10.643	1	14.283	13	3250m	3:11.625	2	14.630	
3375m	3:17.802	1			3375m	3:18.841	2		
3500m	3:25.006	1	14.363	14	3500m	3:26.065	2	14.440	
3625m	3:32.278	1			3625m	3:33.312	2		
3750m	3:39.749	1	14.743	15	3750m	3:40.541	2	14.476	
3875m	3:47.027	1			3875m	3:47.837	2		
4000m	3:54.462	1	14.713	16	4000m	3:55.156	2	14.615	

1-3 November 2019

Men's Team Pursuit / Poursuite par équipe hommes
First Round / Premier tour
Race Analysis / Analyse de la course

Heat 3

ITA - Italy					FRA - France				
Distance	Time	Rank	Lap Time	Lap	Distance	Time	Rank	Lap Time	
125m	13.623	2			125m	13.111	1		
250m	21.307	2	21.307	1	250m	20.689	1	20.689	
375m	28.369	2			375m	27.728	1		
500m	35.379	2	14.072	2	500m	34.654	1	13.965	
625m	42.346	2			625m	41.685	1		
750m	49.332	2	13.953	3	750m	48.547	1	13.893	
875m	56.423	2			875m	55.422	1		
1000m	1:03.356	2	14.024	4	1000m	1:02.336	1	13.789	
1125m	1:10.251	2			1125m	1:09.348	1		
1250m	1:17.313	2	13.957	5	1250m	1:16.282	1	13.946	
1375m	1:24.284	2			1375m	1:23.231	1		
1500m	1:31.276	2	13.963	6	1500m	1:30.193	1	13.911	
1625m	1:38.293	2			1625m	1:37.336	1		
1750m	1:45.438	2	14.162	7	1750m	1:44.333	1	14.140	
1875m	1:52.420	2			1875m	1:51.282	1		
2000m	1:59.398	2	13.960	8	2000m	1:58.229	1	13.896	
2125m	2:06.490	2			2125m	2:05.177	1		
2250m	2:13.568	2	14.170	9	2250m	2:12.131	1	13.902	
2375m	2:20.620	2			2375m	2:19.268	1		
2500m	2:27.799	2	14.231	10	2500m	2:26.414	1	14.283	
2625m	2:34.900	2			2625m	2:33.302	1		
2750m	2:42.018	2	14.219	11	2750m	2:40.118	1	13.704	
2875m	2:49.266	2			2875m	2:46.959	1		
3000m	2:56.415	2	14.397	12	3000m	2:53.850	1	13.732	
3125m	3:03.528	2			3125m	3:00.829	1		
3250m	3:10.662	2	14.247	13	3250m	3:08.080	1	14.230	
3375m	3:17.931	2			3375m	3:15.357	1		
3500m	3:25.052	2	14.390	14	3500m	3:22.811	1	14.731	
3625m	3:32.095	2			3625m	3:30.054	1		
3750m	3:39.297	2	14.245	15	3750m	3:37.323	1	14.512	
3875m	3:46.333	2			3875m	3:44.763	1		
4000m	3:53.464	2	14.167	16	4000m	3:51.992	1	14.669	

1-3 November 2019

Men's Team Pursuit / Poursuite par équipe hommes
First Round / Premier tour
Race Analysis / Analyse de la course

Heat 4

DEN - Denmark					SUI - Switzerland				
Distance	Time	Rank	Lap Time	Lap	Distance	Time	Rank	Lap Time	
125m	13.242	1			125m	13.356	2		
250m	20.867	1	20.867	1	250m	21.199	2	21.199	
375m	28.019	1			375m	28.408	2		
500m	35.002	1	14.135	2	500m	35.483	2	14.284	
625m	41.901	1			625m	42.410	2		
750m	48.906	1	13.904	3	750m	49.470	2	13.987	
875m	55.784	1			875m	56.469	2		
1000m	1:02.686	1	13.780	4	1000m	1:03.592	2	14.122	
1125m	1:09.595	1			1125m	1:10.596	2		
1250m	1:16.636	1	13.950	5	1250m	1:17.539	2	13.947	
1375m	1:23.607	1			1375m	1:24.505	2		
1500m	1:30.573	1	13.937	6	1500m	1:31.590	2	14.051	
1625m	1:37.630	1			1625m	1:38.609	2		
1750m	1:44.534	1	13.961	7	1750m	1:45.749	2	14.159	
1875m	1:51.423	1			1875m	1:52.745	2		
2000m	1:58.347	1	13.813	8	2000m	1:59.696	2	13.947	
2125m	2:05.406	1			2125m	2:06.761	2		
2250m	2:12.384	1	14.037	9	2250m	2:13.724	2	14.028	
2375m	2:19.303	1			2375m	2:20.771	2		
2500m	2:26.376	1	13.992	10	2500m	2:27.815	2	14.091	
2625m	2:33.358	1			2625m	2:35.030	2		
2750m	2:40.393	1	14.017	11	2750m	2:42.068	2	14.253	
2875m	2:47.409	1			2875m	2:49.016	2		
3000m	2:54.407	1	14.014	12	3000m	2:55.973	2	13.905	
3125m	3:01.506	1			3125m	3:03.118	2		
3250m	3:08.395	1	13.988	13	3250m	3:10.353	2	14.380	
3375m	3:15.536	1			3375m	3:17.879	2		
3500m	3:22.450	1	14.055	14	3500m	3:25.115	2	14.762	
3625m	3:29.317	1			3625m	3:32.508	2		
3750m	3:36.099	1	13.649	15	3750m	3:39.690	2	14.575	
3875m	3:42.804	1			3875m	3:46.939	2		
4000m	3:49.518	1	13.419	16	4000m	3:54.287	2	14.597	

Communiqué approved by the Secretary of the Commissaires Panel:

1-3 November 2019

Communiqué no. 46 Rectificatif 1

Men's Team Pursuit / Poursuite par équipe hommes
First Round / Premier tour
Start List / Liste de départ

Fri 1 Nov 2019 - Race distance: 4km

World Record	3:48.012 AUSTRALIA	Pruszkow (POL)	28 FEB 2019
---------------------	--------------------	----------------	-------------

Heat	Race Number	Team / Name	Time	
1		RUS - Russian Federation	_____	
	277	BERSENEV Nikita		
	280	GONOV Lev		
	283	SMIRNOV Ivan		
	284	SVESHNIKOV Kirill		
		GER - Germany	_____	
	176	GROSS Felix		
	178	REINHARDT Theo		
	180	SCHOMBER Nils		
	181	WEINSTEIN Domenic		
	2		HUB - Huub Wattbike Test Team	_____
		199	ARCHIBALD John	
		200	BIGHAM Daniel	
		202	PERRETT William	
204		WALE Jonathan		
		GBR - Great Britain	_____	
17		WALLS Matthew		
62		STEWART Mark		
163		BURKE Steven		
168		VERNON Ethan		
3		ITA - Italy	_____	
	216	CONSONNI Simone		
	217	GANNA Filippo		
	218	LAMON Francesco		
	219	PLEBANI Davide		
		FRA - France	_____	
	152	DENIS Thomas		
	153	ERMENAULT Corentin		
	155	TABELLION Valentin		
	156	THOMAS Benjamin		

1-3 November 2019

Communiqué no. 46 Rectificatif 1

Men's Team Pursuit / Poursuite par équipe hommes
First Round / Premier tour
Start List / Liste de départ

Fri 1 Nov 2019 - Race distance: 4km

Heat	Race Number	Team / Name	Time
4		DEN - Denmark	_____
	11	HANSEN Lasse Norman	
	134	JOHANSEN Julius	
	136	MADSEN Frederik Rodenberg	
	139	PEDERSEN Rasmus	
		SUI - Switzerland	_____
	38	IMHOF Claudio	
	84	THIEBAUD Valere	
	300	BISSEGGER Stefan	
	301	FROIDEVAUX Robin	

Progression rule:

The winners of heats 3 and 4 in the First round ride the final for the gold and silver medals.

The remaining six teams will be ranked by their times in the First round and will be paired as follows:

The two fastest teams ride the final for the bronze medal.

Communiqué approved by the Secretary of the Commissaires Panel:

.....

Note:

The composition of the teams may be subject to change up to one hour before the start of the race.

1-3 November 2019

Communiqué no. 45

Men's Team Pursuit / Poursuite par équipe hommes
Qualifying / Qualifications
Results / Résultats

Thu 31 Oct 2019 - Race distance: 4km

World Record	3:48.012 AUSTRALIA	Pruszkow (POL)	28 FEB 2019
---------------------	--------------------	----------------	-------------

Rank	Team / Name	1000m	2000m 1000-2000	3000m 2000-3000	Time 3000-4000	Average Speed km/h
1	DEN - Denmark	1:02.773 (2)	1:58.515 (1)	2:54.992 (1)	3:50.723	62,413
	11 HANSEN Lasse Norman		55.742 (1)	56.477 (1)	55.731 (1)	
	134 JOHANSEN Julius					
	136 MADSEN Frederik Rodenberg					
	139 PEDERSEN Rasmus (X)					
2	ITA - Italy	1:03.980 (8)	2:00.551 (7)	2:57.244 (6)	3:53.145	61,764
	216 CONSONNI Simone		56.571 (5)	56.693 (4)	55.901 (2)	
	217 GANNA Filippo					
	218 LAMON Francesco					
	219 PLEBANI Davide					
3	FRA - France	1:02.884 (3)	1:59.507 (2)	2:56.052 (2)	3:53.528	61,663
	152 DENIS Thomas		56.623 (6)	56.545 (2)	57.476 (6)	
	153 ERMENAUULT Corentin					
	155 TABELLION Valentin (X)					
	156 THOMAS Benjamin					
4	SUI - Switzerland	1:03.901 (7)	2:00.328 (6)	2:56.954 (4)	3:54.111	61,509
	38 IMHOF Claudio		56.427 (2)	56.626 (3)	57.157 (4)	
	84 THIEBAUD Valere					
	300 BISSEGGER Stefan					
	301 FROIDEVAUX Robin (X)					
5	HUB - Huub Wattbike Test Team	1:03.489 (5)	2:00.057 (5)	2:57.314 (7)	3:54.562	61,391
	199 ARCHIBALD John		56.568 (4)	57.257 (7)	57.248 (5)	
	200 BIGHAM Daniel					
	202 PERRETT William					
	204 WALE Jonathan (X)					
6	RUS - Russian Federation	1:02.703 (1)	1:59.894 (4)	2:57.115 (5)	3:54.820	61,324
	277 BERSENEV Nikita (X)		57.191 (8)	57.221 (6)	57.705 (7)	
	280 GONOV Lev					
	283 SMIRNOV Ivan					
	284 SVESHNIKOV Kirill					
7	GER - Germany	1:03.163 (4)	1:59.678 (3)	2:56.683 (3)	3:55.187	61,228
	176 GROSS Felix		56.515 (3)	57.005 (5)	58.504 (9)	
	178 REINHARDT Theo					
	179 ROHDE Leon (X)					
	181 WEINSTEIN Domenic					
8	GBR - Great Britain	1:04.209 (9)	2:00.988 (8)	2:59.572 (8)	3:56.425	60,907
	17 WALLS Matthew		56.779 (7)	58.584 (11)	56.853 (3)	
	62 STEWART Mark					
	163 BURKE Steven (X)					
	168 VERNON Ethan					

1-3 November 2019

Communiqué no. 45

Men's Team Pursuit / Poursuite par équipe hommes
Qualifying / Qualifications
Results / Résultats

Thu 31 Oct 2019 - Race distance: 4km

Rank	Team / Name	1000m	2000m 1000-2000	3000m 2000-3000	Time 3000-4000	Average Speed km/h
9	BEL - Belgium	1:04.476 (11)	2:01.978 (9)	2:59.757 (9)	3:57.722	60,575
	48 de KETELE Kenny		57.502 (9)	57.779 (8)	57.965 (8)	
	95 GHYS Robbe	(X)				
	96 HERREGODTS Rune					
	97 van den BOSSCHE Fabio					
10	USA - United States	1:03.565 (6)	2:02.109 (10)	2:59.910 (10)	3:59.008	60,249
	330 CROOM John	(X)	58.544 (13)	57.801 (9)	59.098 (11)	
	331 DANIEL Gregory					
	332 HOOVER Gavin					
	333 LAMBIE Ashton					
11	BLR - Belarus	1:04.973 (12)	2:02.838 (12)	3:01.146 (11)	4:00.062	59,985
	5 TSISHKOU Raman	(X)	57.865 (10)	58.308 (10)	58.916 (10)	
	51 TSISHCHANKA Hardzei					
	101 AKHRAMENKA Yauheni					
	103 KARALIOK Yauheni					
12	POL - Poland	1:05.497 (14)	2:03.634 (13)	3:02.464 (13)	4:01.684	59,582
	33 RUDYK Bartosz	(X)	58.137 (12)	58.830 (12)	59.220 (12)	
	265 PROKOPYSZYN Filip					
	268 SAJNOK Szymon					
	269 STANISZEWSKI Daniel					
13	LOK - Lokosphinx	1:04.275 (10)	2:02.223 (11)	3:01.560 (12)	4:02.195	59,456
	71 NOVIKOV Savva		57.948 (11)	59.337 (13)	1:00.635 (14)	
	237 MALNEV Sergey	(X)				
	239 NIKIFOROV Arseny					
	240 SMIRNOV Alexandr					
14	UKR - Ukraine	1:06.319 (15)	2:05.766 (15)	3:05.853 (15)	4:05.866	58,568
	41 DZHUS Volodymyr		59.447 (14)	1:00.087 (14)	1:00.013 (13)	
	87 HRYNIV Vitaliy					
	319 SHCHERBAN Vladyslav	(X)				
	322 VASYLIEV Maksym					
15	TTB - Track - Team - Brandenburg	1:05.009 (13)	2:04.970 (14)	3:05.812 (14)	4:13.864	56,723
	308 BANUSCH Richard		59.961 (15)	1:00.842 (15)	1:08.052 (15)	
	310 GROSS Franz	(X)				
	313 KEUP Pierre-Pascal					
	314 SCHMIEDEL Sebastian					

Progression rule:

The eight teams recording the best times in the qualifying round will be matched in the First round as follows:

The 6th fastest team against the 7th fastest team.

The 5th fastest team against the 8th fastest team.

The 2nd fastest team against the 3rd fastest team.

The fastest team against the 4th fastest team.

1-3 November 2019

Communiqué no. 45

Men's Team Pursuit / Poursuite par équipe hommes
Qualifying / Qualifications
Results / Résultats

Thu 31 Oct 2019 - Race distance: 4km

Rank	Team / Name	1000m	2000m 1000-2000	3000m 2000-3000	Time 3000-4000	Average Speed km/h
------	----------------	-------	--------------------	--------------------	-------------------	--------------------------

Communiqué approved by the Secretary of the Commissaires Panel:

LEGEND

(X) Rider pulled out before the finish

1-3 November 2019

Men's Team Pursuit / Poursuite par équipe hommes
Qualifying / Qualifications
Race Analysis / Analyse de la course

Heat 1					Heat 2				
Distance	UKR - Ukraine Time	Rank	Lap Time	Lap	Distance	FRA - France Time	Rank	Lap Time	
125m	13.346	8			125m	13.105	2		
250m	21.455	15	21.455	1	250m	20.749	2	20.749	
375m	29.176	15			375m	27.864	2		
500m	36.558	15	15.103	2	500m	34.876	2	14.127	
625m	44.021	15			625m	41.981	3		
750m	51.456	15	14.898	3	750m	48.951	3	14.075	
875m	58.951	15			875m	55.909	3		
1000m	1:06.319	15	14.863	4	1000m	1:02.884	3	13.933	
1125m	1:13.781	15			1125m	1:09.960	3		
1250m	1:21.140	15	14.821	5	1250m	1:16.994	2	14.110	
1375m	1:28.618	15			1375m	1:24.056	2		
1500m	1:35.929	15	14.789	6	1500m	1:31.182	2	14.188	
1625m	1:43.212	15			1625m	1:38.441	3		
1750m	1:50.670	15	14.741	7	1750m	1:45.496	2	14.314	
1875m	1:58.135	15			1875m	1:52.499	2		
2000m	2:05.766	15	15.096	8	2000m	1:59.507	2	14.011	
2125m	2:13.171	15			2125m	2:06.478	2		
2250m	2:20.588	15	14.822	9	2250m	2:13.481	2	13.974	
2375m	2:28.128	15			2375m	2:20.660	2		
2500m	2:35.748	15	15.160	10	2500m	2:27.870	3	14.389	
2625m	2:43.466	15			2625m	2:35.188	3		
2750m	2:50.914	15	15.166	11	2750m	2:42.190	3	14.320	
2875m	2:58.270	15			2875m	2:49.138	2		
3000m	3:05.853	15	14.939	12	3000m	2:56.052	2	13.862	
3125m	3:13.563	14			3125m	3:02.978	2		
3250m	3:20.989	14	15.136	13	3250m	3:10.142	2	14.090	
3375m	3:28.352	14			3375m	3:17.372	2		
3500m	3:35.710	14	14.721	14	3500m	3:24.828	2	14.686	
3625m	3:43.062	14			3625m	3:31.973	2		
3750m	3:50.617	14	14.907	15	3750m	3:39.091	2	14.263	
3875m	3:58.170	14			3875m	3:46.204	2		
4000m	4:05.866	14	15.249	16	4000m	3:53.528	3	14.437	

1-3 November 2019

Men's Team Pursuit / Poursuite par équipe hommes
Qualifying / Qualifications
Race Analysis / Analyse de la course

Heat 3					Heat 4				
Distance	BLR - Belarus		Lap Time	Lap	Distance	BEL - Belgium		Lap Time	
	Time	Rank				Time	Rank		
125m	13.482	12			125m	13.511	13		
250m	21.177	10	21.177	1	250m	21.275	12	21.275	
375m	28.707	12			375m	28.552	11		
500m	35.938	13	14.761	2	500m	35.841	11	14.566	
625m	43.230	13			625m	42.887	9		
750m	50.411	13	14.473	3	750m	50.081	10	14.240	
875m	57.766	13			875m	57.216	10		
1000m	1:04.973	12	14.562	4	1000m	1:04.476	11	14.395	
1125m	1:12.227	12			1125m	1:11.585	11		
1250m	1:19.265	12	14.292	5	1250m	1:18.686	10	14.210	
1375m	1:26.495	12			1375m	1:25.897	11		
1500m	1:33.628	12	14.363	6	1500m	1:33.051	10	14.365	
1625m	1:40.928	12			1625m	1:40.369	10		
1750m	1:48.122	12	14.494	7	1750m	1:47.548	9	14.497	
1875m	1:55.379	12			1875m	1:54.727	9		
2000m	2:02.838	12	14.716	8	2000m	2:01.978	9	14.430	
2125m	2:10.147	12			2125m	2:09.092	9		
2250m	2:17.389	12	14.551	9	2250m	2:16.246	9	14.268	
2375m	2:24.670	12			2375m	2:23.530	9		
2500m	2:31.776	12	14.387	10	2500m	2:30.705	9	14.459	
2625m	2:38.909	12			2625m	2:37.877	9		
2750m	2:46.265	11	14.489	11	2750m	2:45.073	9	14.368	
2875m	2:53.594	11			2875m	2:52.356	9		
3000m	3:01.146	11	14.881	12	3000m	2:59.757	9	14.684	
3125m	3:08.470	11			3125m	3:07.003	9		
3250m	3:15.779	11	14.633	13	3250m	3:14.384	9	14.627	
3375m	3:23.242	11			3375m	3:21.482	9		
3500m	3:30.827	11	15.048	14	3500m	3:28.583	9	14.199	
3625m	3:38.141	11			3625m	3:35.836	9		
3750m	3:45.365	11	14.538	15	3750m	3:43.000	9	14.417	
3875m	3:52.644	11			3875m	3:50.276	9		
4000m	4:00.062	11	14.697	16	4000m	3:57.722	9	14.722	

1-3 November 2019

Men's Team Pursuit / Poursuite par équipe hommes
Qualifying / Qualifications
Race Analysis / Analyse de la course

Heat 5					Heat 6				
RUS - Russian Federation					LOK - Lokosphinx				
Distance	Time	Rank	Lap Time	Lap	Distance	Time	Rank	Lap Time	
125m	12.690	1			125m	13.228	5		
250m	20.141	1	20.141	1	250m	20.979	7	20.979	
375m	27.067	1			375m	28.456	10		
500m	34.112	1	13.971	2	500m	35.737	10	14.758	
625m	41.101	1			625m	43.011	11		
750m	48.269	1	14.157	3	750m	50.121	11	14.384	
875m	55.411	1			875m	57.231	11		
1000m	1:02.703	1	14.434	4	1000m	1:04.275	10	14.154	
1125m	1:09.893	2			1125m	1:11.449	9		
1250m	1:17.195	3	14.492	5	1250m	1:18.597	9	14.322	
1375m	1:24.215	3			1375m	1:25.875	10		
1500m	1:31.208	3	14.013	6	1500m	1:33.121	11	14.524	
1625m	1:38.302	2			1625m	1:40.518	11		
1750m	1:45.596	3	14.388	7	1750m	1:47.773	11	14.652	
1875m	1:52.758	4			1875m	1:54.971	11		
2000m	1:59.894	4	14.298	8	2000m	2:02.223	11	14.450	
2125m	2:07.162	5			2125m	2:09.427	11		
2250m	2:14.211	5	14.317	9	2250m	2:16.776	11	14.553	
2375m	2:21.156	4			2375m	2:24.024	11		
2500m	2:28.226	4	14.015	10	2500m	2:31.473	11	14.697	
2625m	2:35.302	4			2625m	2:38.895	11		
2750m	2:42.597	4	14.371	11	2750m	2:46.549	12	15.076	
2875m	2:49.784	4			2875m	2:54.079	12		
3000m	2:57.115	5	14.518	12	3000m	3:01.560	12	15.011	
3125m	3:04.191	5			3125m	3:09.078	12		
3250m	3:11.228	5	14.113	13	3250m	3:16.459	12	14.899	
3375m	3:18.238	4			3375m	3:23.888	12		
3500m	3:25.524	4	14.296	14	3500m	3:31.544	12	15.085	
3625m	3:33.000	5			3625m	3:39.327	13		
3750m	3:40.382	7	14.858	15	3750m	3:46.900	13	15.356	
3875m	3:47.536	6			3875m	3:54.525	13		
4000m	3:54.820	6	14.438	16	4000m	4:02.195	13	15.295	

1-3 November 2019

Men's Team Pursuit / Poursuite par équipe hommes
Qualifying / Qualifications
Race Analysis / Analyse de la course

Heat 7					Heat 8				
Distance	DEN - Denmark		Lap Time	Lap	Distance	POL - Poland		Lap Time	
	Time	Rank				Time	Rank		
125m	13.254	6			125m	13.576	15		
250m	20.923	6	20.923	1	250m	21.340	13	21.340	
375m	28.048	5			375m	28.716	13		
500m	35.028	4	14.105	2	500m	36.107	14	14.767	
625m	41.909	2			625m	43.355	14		
750m	48.918	2	13.890	3	750m	50.792	14	14.685	
875m	55.835	2			875m	58.047	14		
1000m	1:02.773	2	13.855	4	1000m	1:05.497	14	14.705	
1125m	1:09.680	1			1125m	1:12.694	14		
1250m	1:16.672	1	13.899	5	1250m	1:19.843	14	14.346	
1375m	1:23.628	1			1375m	1:27.079	13		
1500m	1:30.624	1	13.952	6	1500m	1:34.454	13	14.611	
1625m	1:37.732	1			1625m	1:41.696	13		
1750m	1:44.690	1	14.066	7	1750m	1:49.181	13	14.727	
1875m	1:51.600	1			1875m	1:56.407	13		
2000m	1:58.515	1	13.825	8	2000m	2:03.634	13	14.453	
2125m	2:05.464	1			2125m	2:10.751	13		
2250m	2:12.457	1	13.942	9	2250m	2:18.045	13	14.411	
2375m	2:19.476	1			2375m	2:25.331	13		
2500m	2:26.642	1	14.185	10	2500m	2:32.793	13	14.748	
2625m	2:33.703	1			2625m	2:40.095	13		
2750m	2:40.775	1	14.133	11	2750m	2:47.481	13	14.688	
2875m	2:47.826	1			2875m	2:55.057	13		
3000m	2:54.992	1	14.217	12	3000m	3:02.464	13	14.983	
3125m	3:02.091	1			3125m	3:09.842	13		
3250m	3:09.383	1	14.391	13	3250m	3:17.192	13	14.728	
3375m	3:16.400	1			3375m	3:24.365	13		
3500m	3:23.358	1	13.975	14	3500m	3:31.679	13	14.487	
3625m	3:30.220	1			3625m	3:38.815	12		
3750m	3:37.060	1	13.702	15	3750m	3:46.211	12	14.532	
3875m	3:43.844	1			3875m	3:53.790	12		
4000m	3:50.723	1	13.663	16	4000m	4:01.684	12	15.473	

1-3 November 2019

Men's Team Pursuit / Poursuite par équipe hommes
Qualifying / Qualifications
Race Analysis / Analyse de la course

Heat 9					Heat 10				
TTB - Track - Team - Brandenburg				Lap	GER - Germany				
Distance	Time	Rank	Lap Time		Distance	Time	Rank	Lap Time	
125m	13.171	4			125m	13.289	7		
250m	20.828	4	20.828	1	250m	20.834	5	20.834	
375m	28.149	7			375m	27.916	3		
500m	35.516	9	14.688	2	500m	34.984	3	14.150	
625m	43.064	12			625m	42.044	4		
750m	50.383	12	14.867	3	750m	49.197	5	14.213	
875m	57.641	12			875m	56.172	4		
1000m	1:05.009	13	14.626	4	1000m	1:03.163	4	13.966	
1125m	1:12.295	13			1125m	1:10.168	4		
1250m	1:19.682	13	14.673	5	1250m	1:17.348	4	14.185	
1375m	1:27.245	14			1375m	1:24.385	4		
1500m	1:34.564	14	14.882	6	1500m	1:31.461	4	14.113	
1625m	1:41.983	14			1625m	1:38.558	4		
1750m	1:49.483	14	14.919	7	1750m	1:45.757	4	14.296	
1875m	1:57.199	14			1875m	1:52.739	3		
2000m	2:04.970	14	15.487	8	2000m	1:59.678	3	13.921	
2125m	2:12.410	14			2125m	2:06.619	3		
2250m	2:19.818	14	14.848	9	2250m	2:13.711	3	14.033	
2375m	2:27.185	14			2375m	2:20.700	3		
2500m	2:34.816	14	14.998	10	2500m	2:27.738	2	14.027	
2625m	2:42.487	14			2625m	2:34.932	2		
2750m	2:50.238	14	15.422	11	2750m	2:42.167	2	14.429	
2875m	2:58.113	14			2875m	2:49.384	3		
3000m	3:05.812	14	15.574	12	3000m	2:56.683	3	14.516	
3125m	3:13.710	15			3125m	3:03.839	3		
3250m	3:21.901	15	16.089	13	3250m	3:11.067	3	14.384	
3375m	3:30.308	15			3375m	3:18.270	5		
3500m	3:38.887	15	16.986	14	3500m	3:25.749	6	14.682	
3625m	3:47.725	15			3625m	3:33.000	5		
3750m	3:56.484	15	17.597	15	3750m	3:40.327	6	14.578	
3875m	4:05.217	15			3875m	3:47.723	7		
4000m	4:13.864	15	17.380	16	4000m	3:55.187	7	14.860	

1-3 November 2019

Men's Team Pursuit / Poursuite par équipe hommes
Qualifying / Qualifications
Race Analysis / Analyse de la course

Heat 11					Heat 12				
USA - United States					SUI - Switzerland				
Distance	Time	Rank	Lap Time	Lap	Distance	Time	Rank	Lap Time	
125m	13.444	11			125m	13.432	10		
250m	21.148	9	21.148	1	250m	21.409	14	21.409	
375m	28.340	8			375m	28.721	14		
500m	35.470	8	14.322	2	500m	35.903	12	14.494	
625m	42.540	8			625m	42.956	10		
750m	49.533	6	14.063	3	750m	50.048	9	14.145	
875m	56.519	6			875m	56.971	9		
1000m	1:03.565	6	14.032	4	1000m	1:03.901	7	13.853	
1125m	1:10.706	6			1125m	1:11.011	7		
1250m	1:18.046	7	14.481	5	1250m	1:17.983	6	14.082	
1375m	1:25.526	8			1375m	1:24.961	6		
1500m	1:33.025	9	14.979	6	1500m	1:31.923	6	13.940	
1625m	1:40.368	9			1625m	1:39.009	6		
1750m	1:47.594	10	14.569	7	1750m	1:46.054	5	14.131	
1875m	1:54.760	10			1875m	1:53.233	6		
2000m	2:02.109	10	14.515	8	2000m	2:00.328	6	14.274	
2125m	2:09.275	10			2125m	2:07.436	6		
2250m	2:16.518	10	14.409	9	2250m	2:14.649	7	14.321	
2375m	2:23.713	10			2375m	2:21.662	7		
2500m	2:30.928	10	14.410	10	2500m	2:28.712	7	14.063	
2625m	2:38.195	10			2625m	2:35.745	6		
2750m	2:45.448	10	14.520	11	2750m	2:42.936	6	14.224	
2875m	2:52.649	10			2875m	2:49.933	6		
3000m	2:59.910	10	14.462	12	3000m	2:56.954	4	14.018	
3125m	3:07.354	10			3125m	3:03.971	4		
3250m	3:14.709	10	14.799	13	3250m	3:11.085	4	14.131	
3375m	3:21.987	10			3375m	3:18.077	3		
3500m	3:29.308	10	14.599	14	3500m	3:25.271	3	14.186	
3625m	3:36.637	10			3625m	3:32.503	3		
3750m	3:43.989	10	14.681	15	3750m	3:39.611	4	14.340	
3875m	3:51.451	10			3875m	3:46.796	4		
4000m	3:59.008	10	15.019	16	4000m	3:54.111	4	14.500	

1-3 November 2019

Men's Team Pursuit / Poursuite par équipe hommes
Qualifying / Qualifications
Race Analysis / Analyse de la course

Heat 13				Heat 14				
HUB - Huub Wattbike Test Team				Lap	GBR - Great Britain			
Distance	Time	Rank	Lap Time		Distance	Time	Rank	Lap Time
125m	13.354	9			125m	13.109	3	
250m	21.101	8	21.101	1	250m	20.789	3	20.789
375m	28.141	6			375m	28.036	4	
500m	35.085	5	13.984	2	500m	35.196	6	14.407
625m	42.052	5			625m	42.423	6	
750m	49.176	4	14.091	3	750m	49.690	8	14.494
875m	56.321	5			875m	56.933	8	
1000m	1:03.489	5	14.313	4	1000m	1:04.209	9	14.519
1125m	1:10.626	5			1125m	1:11.576	10	
1250m	1:17.714	5	14.225	5	1250m	1:18.767	11	14.558
1375m	1:24.773	5			1375m	1:25.775	9	
1500m	1:31.915	5	14.201	6	1500m	1:32.753	8	13.986
1625m	1:38.948	5			1625m	1:39.877	8	
1750m	1:46.084	6	14.169	7	1750m	1:46.914	8	14.161
1875m	1:53.052	5			1875m	1:53.934	8	
2000m	2:00.057	5	13.973	8	2000m	2:00.988	8	14.074
2125m	2:07.041	4			2125m	2:08.181	8	
2250m	2:14.210	4	14.153	9	2250m	2:15.302	8	14.314
2375m	2:21.264	5			2375m	2:22.501	8	
2500m	2:28.345	5	14.135	10	2500m	2:29.854	8	14.552
2625m	2:35.483	5			2625m	2:37.324	8	
2750m	2:42.692	5	14.347	11	2750m	2:44.732	8	14.878
2875m	2:49.891	5			2875m	2:52.275	8	
3000m	2:57.314	7	14.622	12	3000m	2:59.572	8	14.840
3125m	3:04.511	6			3125m	3:06.720	8	
3250m	3:11.686	7	14.372	13	3250m	3:13.859	8	14.287
3375m	3:18.956	7			3375m	3:21.124	8	
3500m	3:25.972	7	14.286	14	3500m	3:28.212	8	14.353
3625m	3:33.027	7			3625m	3:35.239	8	
3750m	3:40.168	5	14.196	15	3750m	3:42.247	8	14.035
3875m	3:47.335	5			3875m	3:49.272	8	
4000m	3:54.562	5	14.394	16	4000m	3:56.425	8	14.178

1-3 November 2019

Men's Team Pursuit / Poursuite par équipe hommes
Qualifying / Qualifications
Race Analysis / Analyse de la course

Heat 15

Distance	ITA - Italy		Lap Time	Lap
	Time	Rank		
125m	13.528	14		
250m	21.200	11	21.200	1
375m	28.377	9		
500m	35.449	7	14.249	2
625m	42.519	7		
750m	49.630	7	14.181	3
875m	56.854	7		
1000m	1:03.980	8	14.350	4
1125m	1:11.044	8		
1250m	1:18.263	8	14.283	5
1375m	1:25.319	7		
1500m	1:32.342	7	14.079	6
1625m	1:39.364	7		
1750m	1:46.377	7	14.035	7
1875m	1:53.406	7		
2000m	2:00.551	7	14.174	8
2125m	2:07.524	7		
2250m	2:14.473	6	13.922	9
2375m	2:21.572	6		
2500m	2:28.697	6	14.224	10
2625m	2:35.835	7		
2750m	2:43.047	7	14.350	11
2875m	2:50.147	7		
3000m	2:57.244	6	14.197	12
3125m	3:04.554	7		
3250m	3:11.638	6	14.394	13
3375m	3:18.642	6		
3500m	3:25.576	5	13.938	14
3625m	3:32.520	4		
3750m	3:39.389	3	13.813	15
3875m	3:46.252	3		
4000m	3:53.145	2	13.756	16

Communiqué approved by the Secretary of the Commissaires Panel:

1-3 November 2019

Communiqué no. 44

Men's Team Pursuit / Poursuite par équipe hommes
Qualifying / Qualifications
Start List / Liste de départ

Thu 31 Oct 2019 - Race distance: 4km

World Record	3:48.012 AUSTRALIA	Pruszkow (POL)	28 FEB 2019
---------------------	--------------------	----------------	-------------

Heat	Race Number	Team / Name	Time
1		UKR - Ukraine	_____
	41	DZHUS Volodymyr	
	87	HRYNIV Vitaliy	
	319	SHCHERBAN Vladyslav	
2		FRA - France	_____
	152	DENIS Thomas	
	153	ERMENAULT Corentin	
	155	TABELLION Valentin	
3		BLR - Belarus	_____
	5	TSISHKOU Raman	
	51	TSISHCHANKA Hardzei	
	101	AKHRAMENKA Yauheni	
4		BEL - Belgium	_____
	48	de KETELE Kenny	
	95	GHYS Robbe	
	96	HERREGODTS Rune	
5		RUS - Russian Federation	_____
	277	BERSENEV Nikita	
	280	GONOV Lev	
	283	SMIRNOV Ivan	
6		LOK - Lokosphinx	_____
	71	NOVIKOV Savva	
	237	MALNEV Sergey	
	239	NIKIFOROV Arseny	
	240	SMIRNOV Alexandr	

1-3 November 2019

Communiqué no. 44

Men's Team Pursuit / Poursuite par équipe hommes
Qualifying / Qualifications
Start List / Liste de départ

Thu 31 Oct 2019 - Race distance: 4km

Heat	Race Number	Team / Name	Time
7		DEN - Denmark	_____
	11	HANSEN Lasse Norman	
	134	JOHANSEN Julius	
	136	MADSEN Frederik Rodenberg	
	139	PEDERSEN Rasmus	
8		POL - Poland	_____
	33	RUDYK Bartosz	
	265	PROKOPYSZYN Filip	
	268	SAJNOK Szymon	
	269	STANISZEWSKI Daniel	
9		TTB - Track - Team - Brandenburg	_____
	308	BANUSCH Richard	
	310	GROSS Franz	
	313	KEUP Pierre-Pascal	
	314	SCHMIEDEL Sebastian	
10		GER - Germany	_____
	176	GROSS Felix	
	178	REINHARDT Theo	
	179	ROHDE Leon	
	181	WEINSTEIN Domenic	
11		USA - United States	_____
	330	CROOM John	
	331	DANIEL Gregory	
	332	HOOVER Gavin	
	333	LAMBIE Ashton	
12		SUI - Switzerland	_____
	38	IMHOF Claudio	
	84	THIEBAUD Valere	
	300	BISSEGGER Stefan	
	301	FROIDEVAUX Robin	

1-3 November 2019

Communiqué no. 44

Men's Team Pursuit / Poursuite par équipe hommes
Qualifying / Qualifications
Start List / Liste de départ

Thu 31 Oct 2019 - Race distance: 4km

Heat	Race Number	Team / Name	Time
13		HUB - Huub Wattbike Test Team	_____
	199	ARCHIBALD John	
	200	BIGHAM Daniel	
	202	PERRETT William	
14		GBR - Great Britain	_____
	17	WALLS Matthew	
	62	STEWART Mark	
	163	BURKE Steven	
15		ITA - Italy	_____
	216	CONSONNI Simone	
	217	GANNA Filippo	
	218	LAMON Francesco	
	219	PLEBANI Davide	

Progression rule:

The eight teams recording the best times in the qualifying round will be matched in the First round as follows:

The 6th fastest team against the 7th fastest team.

The 5th fastest team against the 8th fastest team.

The 2nd fastest team against the 3rd fastest team.

The fastest team against the 4th fastest team.

Communiqué approved by the Secretary of the Commissaires Panel:

.....

Note:

The composition of the teams may be subject to change up to one hour before the start of the race.

Men's Omnium / Omnium hommes
World Cup Standings / Classement coupe du monde

As of SAT 2 NOV 2019

Event No 1	Minsk (BLR)	1-3 NOV 2019
Event No 2	Glasgow (GBR)	8-10 NOV 2019
Event No 3	Hong-Kong (HKG)	29 NOV-1 DEC 2019
Event No 4	Cambridge (NZL)	6-8 DEC 2019
Event No 5	Brisbane (AUS)	13-15 DEC 2019
Event No 6	Milton (CAN)	24-26 JAN 2020

Rank	Name	Team Code	Event No 1	Event No 2	Event No 3	Event No 4	Event No 5	Event No 6	Total Points
1	WALLS Matthew	GBR	500,0						500,0
2	VIVIANI Elia	ITA	450,0						450,0
3	OLIVEIRA Rui	POR	400,0						400,0
4	HANSEN Lasse Norman	DEN	375,0						375,0
5	TSISHKOU Raman	BLR	350,0						350,0
6	TORRES BARCELO Albert	ESP	325,0						325,0
7	van SCHIP Jan Willem	NED	300,0						300,0
8	IMHOF Claudio	SUI	275,0						275,0
9	VOLIKAKIS Christos	GRE	250,0						250,0
10	RUDYK Bartosz	POL	225,0						225,0
11	de VYLDER Lindsay	BEL	205,0						205,0
12	LEUNG Ka Yu	HKG	190,0						190,0
13	BEYER Maximilian	GER	175,0						175,0
14	ZAKHAROV Artyom	KAZ	160,0						160,0
15	KLINE Shane	USA	145,0						145,0
16	DZHUS Volodymyr	UKR	130,0						130,0
17	GUO Liang	CHN	120,0						120,0
18	KHALMURATOV Muradjan	UZB	110,0						110,0
19	LOVASSY Krisztian	HUN	100,0						100,0
20	GRONDIN Donavan Vincent	FRA	90,0						90,0

1-3 November 2019

Communiqué no. 62

Men's Omnium / Omnium hommes
Results Progression / Tableau de progression

Rank	Race No.	Name	Team Code		Scratch Race 1/4		Tempo Race 2/4		Elimination Race 3/4		Points Race 4/4
					Rank	Points	Rank	Points	Rank	Points	Points
1	17	WALLS Matthew	GBR	Race result:	1	40	2	38	2	38	47
				Overall:	1	40	1	78	1	116	163
2	25	VIVIANI Elia	ITA	Race result:	7	28	3	36	3	36	54
				Overall:	7	28	3	64	3	100	154
3	35	OLIVEIRA Rui	POR	Race result:	2	38	4	34	6	30	47
				Overall:	2	38	2	72	2	102	149
4	11	HANSEN Lasse Norman	DEN	Race result:	5	32	7	28	17	8	77
				Overall:	5	32	5	60	8	68	145
5	5	TSISHKOU Raman	BLR	Race result:	3	36	8	26	11	20	29
				Overall:	3	36	4	62	4	82	111
6	13	TORRES BARCELO Albert	ESP	Race result:	21	1	1	40	13	16	49
				Overall:	21	1	9	41	12	57	106
7	30	van SCHIP Jan Willem	NED	Race result:	10	22	15	12	1	40	31
				Overall:	10	22	12	34	6	74	105
8	38	IMHOF Claudio	SUI	Race result:	13	16	12	18	4	34	32
				Overall:	13	16	13	34	7	68	100
9	20	VOLIKAKIS Christos	GRE	Race result:	6	30	13	16	16	10	39
				Overall:	6	30	7	46	13	56	95
10	33	RUDYK Bartosz	POL	Race result:	8	26	6	30	10	22	0
				Overall:	8	26	6	56	5	78	78
11	3	de VYLDER Lindsay	BEL	Race result:	16	10	10	22	5	32	3
				Overall:	16	10	15	32	9	64	67
12	21	LEUNG Ka Yu	HKG	Race result:	15	12	5	32	12	18	5
				Overall:	15	12	8	44	10	62	67
13	19	BEYER Maximilian	GER	Race result:	9	24	16	10	8	26	5
				Overall:	9	24	11	34	11	60	65
14	27	ZAKHAROV Artyom	KAZ	Race result:	4	34	18	6	15	12	1
				Overall:	4	34	10	40	14	52	53
15	42	KLINE Shane	USA	Race result:	11	20	20	2	7	28	0
				Overall:	11	20	18	22	15	50	50
16	41	DZHUS Volodymyr	UKR	Race result:	20	2	11	20	9	24	0
				Overall:	20	2	17	22	16	46	46
17	9	GUO Liang	CHN	Race result:	17	8	9	24	18	6	0
				Overall:	17	8	14	32	18	38	38
18	44	KHALMURATOV Muradjan	UZB	Race result:	19	4	19	4	19	4	2
				Overall:	19	4	21	8	20	12	14
19	23	LOVASSY Krisztian	HUN	Race result:	18	6	17	8	20	2	-80
				Overall:	18	6	20	14	19	16	-64
DNF	15	GRONDIN Donavan Vincent	FRA	Race result:	12	18	14	14	14	14	DNF
				Overall:	12	18	16	32	17	46	
DNF	7	FOLEY Michael	CAN	Race result:	14	14	21	1	DNS	0	
				Overall:	14	14	19	15		15	

Note:

Points scale for the first 4 phases : 1st: 40 points, 2nd: 38 points, 3rd: 36 points, etc.

LEGEND
DNF Did Not Finish **DNS** Did Not Start **No.** Number

1-3 November 2019

Communiqué no. 60

Men's Omnium / Omnium hommes
Points Race 4\4 / Course aux points 4\4
Start List / Liste de départ

Sat 2 Nov 2019 - Race distance: 100 laps (25km) with 10 sprints

Race Number	Name	Team Code
At the fence		
17	WALLS Matthew	GBR
25	VIVIANI Elia	ITA
33	RUDYK Bartosz	POL
38	IMHOF Claudio	SUI
3	de VYLDER Lindsay	BEL
19	BEYER Maximilian	GER
20	VOLIKAKIS Christos	GRE
42	KLINE Shane	USA
15	GRONDIN Donavan Vincent	FRA
23	LOVASSY Krisztian	HUN
At the blue band		
35	OLIVEIRA Rui	POR
5	TSISHKOU Raman	BLR
30	van SCHIP Jan Willem	NED
11	HANSEN Lasse Norman	DEN
21	LEUNG Ka Yu	HKG
13	TORRES BARCELO Albert	ESP
27	ZAKHAROV Artyom	KAZ
41	DZHUS Volodymyr	UKR
9	GUO Liang	CHN
44	KHALMURATOV Muradjan	UZB

Communiqué approved by the Secretary of the Commissaires Panel:

.....

1-3 November 2019

Communiqué no. 58

Men's Omnium / Omnium hommes
Elimination Race 3\4 / Course par élimination 3\4
Results / Résultats

Sat 2 Nov 2019

 Elapsed time: **14:43**

 Average Speed: **52,955km/h**

Rank	Race Number	Name	Team Code
1	30	van SCHIP Jan Willem	NED
2	17	WALLS Matthew	GBR
3	25	VIVIANI Elia	ITA
4	38	IMHOF Claudio	SUI
5	3	de VYLDER Lindsay	BEL
6	35	OLIVEIRA Rui	POR
7	42	KLINE Shane	USA
8	19	BEYER Maximilian	GER
9	41	DZHUS Volodymyr	UKR
10	33	RUDYK Bartosz	POL
11	5	TSISHKOU Raman	BLR
12	21	LEUNG Ka Yu	HKG
13	13	TORRES BARCELO Albert	ESP
14	15	GRONDIN Donovan Vincent	FRA
15	27	ZAKHAROV Artyom	KAZ
16	20	VOLIKAKIS Christos	GRE
17	11	HANSEN Lasse Norman	DEN
18	9	GUO Liang	CHN
19	44	KHALMURATOV Muradjan	UZB
20	23	LOVASSY Krisztian	HUN
	7	FOLEY Michael	CAN

DNS

Communiqué approved by the Secretary of the Commissaires Panel:

LEGEND
DNS Did Not Start

1-3 November 2019

Communiqué no. 57

Men's Omnium / Omnium hommes
Elimination Race 3\4 / Course par élimination 3\4
Start List / Liste de départ

Race Number	Name	Team Code
-------------	------	-----------

At the fence

17	WALLS Matthew	GBR
25	VIVIANI Elia	ITA
11	HANSEN Lasse Norman	DEN
20	VOLIKAKIS Christos	GRE
13	TORRES BARCELO Albert	ESP
19	BEYER Maximilian	GER
38	IMHOF Claudio	SUI
3	de VYLDER Lindsay	BEL
41	DZHUS Volodymyr	UKR
7	FOLEY Michael	CAN
44	KHALMURATOV Muradjan	UZB

At the blue band

35	OLIVEIRA Rui	POR
5	TSISHKOU Raman	BLR
33	RUDYK Bartosz	POL
21	LEUNG Ka Yu	HKG
27	ZAKHAROV Artyom	KAZ
30	van SCHIP Jan Willem	NED
9	GUO Liang	CHN
15	GRONDIN Donavan Vincent	FRA
42	KLINE Shane	USA
23	LOVASSY Krisztian	HUN

Communiqué approved by the Secretary of the Commissaires Panel:

1-3 November 2019
Communiqué no. 55

**Men's Omnium / Omnium hommes
Tempo Race 2\4 / Course tempo 2\4
Results / Résultats**

Sat 2 Nov 2019 - Race distance: 40 laps (10km)

Elapsed time: **10:38**

Average Speed: **56,391km/h**

Rank	Race No.	Name	Team Code	Sprints Won	Lap Points			Finish Order	Total Points
					+	-	Balance		
1	13	TORRES BARCELO Albert	ESP	1, 2, 3, 4, 5, 6, 7, 8, 9, 10	20		20	13	30
2	17	WALLS Matthew	GBR	23, 25, 27, 33, 34	20		20	2	25
3	25	VIVIANI Elia	ITA	21, 22, 24, 26	20		20	5	24
4	35	OLIVEIRA Rui	POR	11, 28, 29, 30	20		20	18	24
5	21	LEUNG Ka Yu	HKG	31	20		20	17	21
6	33	RUDYK Bartosz	POL		20		20	3	20
7	11	HANSEN Lasse Norman	DEN		20		20	4	20
8	5	TSISHKOU Raman	BLR		20		20	7	20
9	9	GUO Liang	CHN		20		20	14	20
10	3	de VYLDER Lindsay	BEL		20		20	16	20
11	41	DZHUS Volodymyr	UKR	12, 13, 14, 15, 17				9	5
12	38	IMHOF Claudio	SUI	35, 36				1	2
13	20	VOLIKAKIS Christos	GRE	20, 32				10	2
14	15	GRONDIN Donovan Vincent	FRA	16				6	1
15	30	van SCHIP Jan Willem	NED	18				12	1
16	19	BEYER Maximilian	GER	19				19	1
17	23	LOVASSY Krisztian	HUN					8	0
18	27	ZAKHAROV Artyom	KAZ					11	0
19	44	KHALMURATOV Muradjan	UZB					15	0
20	42	KLINE Shane	USA					20	0
21	7	FOLEY Michael	CAN						0

Communiqué approved by the Secretary of the Commissaires Panel:

LEGEND

- Points lost + Points gained No. Number

1-3 November 2019

Communiqué no. 54

Men's Omnium / Omnium hommes
Tempo Race 2\4 / Course tempo 2\4
Start List / Liste de départ

Sat 2 Nov 2019 - Race distance: 40 laps (10km)

Race Number	Name	Team Code
-------------	------	-----------

At the fence

17	WALLS Matthew	GBR
5	TSISHKOU Raman	BLR
13	TORRES BARCELO Albert	ESP
20	VOLIKAKIS Christos	GRE
33	RUDYK Bartosz	POL
30	van SCHIP Jan Willem	NED
15	GRONDIN Donavan Vincent	FRA
7	FOLEY Michael	CAN
3	de VYLDER Lindsay	BEL
23	LOVASSY Krisztian	HUN
41	DZHUS Volodymyr	UKR

At the blue band

35	OLIVEIRA Rui	POR
27	ZAKHAROV Artyom	KAZ
11	HANSEN Lasse Norman	DEN
25	VIVIANI Elia	ITA
19	BEYER Maximilian	GER
42	KLINE Shane	USA
38	IMHOF Claudio	SUI
21	LEUNG Ka Yu	HKG
9	GUO Liang	CHN
44	KHALMURATOV Muradjan	UZB

Communiqué approved by the Secretary of the Commissaires Panel:

1-3 November 2019

Communiqué no. 52

Men's Omnium / Omnium hommes
Scratch Race 1¼ / Course scratch 1¼
Results / Résultats

Sat 2 Nov 2019 - Race distance: 40 laps (10km)

 Elapsed time: **10:52**

 Average Speed: **55,201km/h**

Rank	Race Number	Name	Team Code	Laps Down
1	17	WALLS Matthew	GBR	
2	35	OLIVEIRA Rui	POR	
3	5	TSISHKOU Raman	BLR	-1
4	27	ZAKHAROV Artyom	KAZ	-1
5	11	HANSEN Lasse Norman	DEN	-1
6	20	VOLIKAKIS Christos	GRE	-1
7	25	VIVIANI Elia	ITA	-1
8	33	RUDYK Bartosz	POL	-1
9	19	BEYER Maximilian	GER	-1
10	30	van SCHIP Jan Willem	NED	-1
11	42	KLINE Shane	USA	-1
12	15	GRONDIN Donavan Vincent	FRA	-1
13	38	IMHOF Claudio	SUI	-1
14	7	FOLEY Michael	CAN	-1
15	21	LEUNG Ka Yu	HKG	-1
16	3	de VYLDER Lindsay	BEL	-1
17	9	GUO Liang	CHN	-1
18	23	LOVASSY Krisztian	HUN	-1
19	44	KHALMURATOV Muradjan	UZB	-1
20	41	DZHUS Volodymyr	UKR	-1
21	13	TORRES BARCELO Albert	ESP	-1

Communiqué approved by the Secretary of the Commissaires Panel:

1-3 November 2019

Communiqué no. 51

Men's Omnium / Omnium hommes
Scratch Race 1¼ / Course scratch 1¼
Start List / Liste de départ

Sat 2 Nov 2019 - Race distance: 40 laps (10km)

Race Number	Name	Team Code
-------------	------	-----------

At the fence

20	VOLIKAKIS Christos	GRE
5	TSISHKOU Raman	BLR
38	IMHOF Claudio	SUI
3	de VYLDER Lindsay	BEL
9	GUO Liang	CHN
25	VIVIANI Elia	ITA
11	HANSEN Lasse Norman	DEN
17	WALLS Matthew	GBR
19	BEYER Maximilian	GER
42	KLINE Shane	USA
41	DZHUS Volodymyr	UKR

At the blue band

30	van SCHIP Jan Willem	NED
27	ZAKHAROV Artyom	KAZ
21	LEUNG Ka Yu	HKG
13	TORRES BARCELO Albert	ESP
35	OLIVEIRA Rui	POR
23	LOVASSY Krisztian	HUN
44	KHALMURATOV Muradjan	UZB
15	GRONDIN Donavan Vincent	FRA
7	FOLEY Michael	CAN
33	RUDYK Bartosz	POL

Communiqué approved by the Secretary of the Commissaires Panel:

.....

Men's Madison / Madison hommes
World Cup Standings / Classement coupe du monde

As of SUN 3 NOV 2019

Event No 1	Minsk (BLR)	1-3 NOV 2019
Event No 2	Glasgow (GBR)	8-10 NOV 2019
Event No 3	Hong-Kong (HKG)	29 NOV-1 DEC 2019
Event No 4	Cambridge (NZL)	6-8 DEC 2019
Event No 5	Brisbane (AUS)	13-15 DEC 2019
Event No 6	Milton (CAN)	24-26 JAN 2020

Rank	Name	Team Code	Event No 1	Event No 2	Event No 3	Event No 4	Event No 5	Event No 6	Total Points
1	DENMARK	DEN	500,0						500,0
2	FRANCE	FRA	450,0						450,0
3	SPAIN	ESP	400,0						400,0
4	BELGIUM	BEL	375,0						375,0
5	GREAT BRITAIN	GBR	350,0						350,0
6	NETHERLANDS	NED	325,0						325,0
7	ITALY	ITA	300,0						300,0
8	GERMANY	GER	275,0						275,0
9	SWITZERLAND	SUI	250,0						250,0
10	PORTUGAL	POR	225,0						225,0
11	AUSTRIA	AUT	205,0						205,0
12	HONG KONG, CHINA	HKG	190,0						190,0
13	BELARUS	BLR	175,0						175,0
14	UNITED STATES OF AMERICA	USA	160,0						160,0
15	UKRAINE	UKR	145,0						145,0
16	IRELAND	IRL	130,0						130,0

1-3 November 2019

Communiqué no. 65 Rectificatif 1

Men's Madison / Madison hommes
Results / Résultats

Sun 3 Nov 2019 - Race distance: 200 laps (50km) with 20 sprints

 Elapsed time: **51:38**

 Average Speed: **58,102km/h**

Rank	Race Number	Team Name	Sprint Number																				Lap Points			Finish Order	Points	
			1	2	3	4	5	6	7	8	9	10	11	12	13	14	15	16	17	18	19	20	+	-	Balance			
1	1	DEN - Denmark			2	3	3	1			3	5		1			2	5		2	5		20		20	10	52	
		Black HANSEN Lasse Norman																										
		Red MORKOV Michael																										
2	15	FRA - France			3				2	5			2	3	2	1			3			3		20		20	11	44
		Black COQUARD Bryan																										
		Red THOMAS Benjamin																										
3	17	ESP - Spain								5				5			3	5				3		20		20	12	41
		Black TORRES BARCELO Albert																										
		Red MORA VEDRI Sebastian																										
4	10	BEL - Belgium		3					3	3												5	6	20		20	2	40
		Black de KETELE Kenny																										
		Red GHYS Robbe																										
5	16	GBR - Great Britain				2	2	5	2			3	5					1	3					10			1	33
		Black WALLS Matthew																										
		Red STEWART Mark																										
6	2	NED - Netherlands	3	5			5			3	5		2	2	2				5	1							5	33
		Black van SCHIP Jan Willem																										
		Red HAVIK Yoeri																										
7	6	ITA - Italy	5		5		1			2	2			3	5								4				3	27
		Black VIVIANI Elia																										
		Red CONSONNI Simone																										
8	8	GER - Germany	1						1									5						2			4	9
		Black BEYER Maximilian																										
		Red REINHARDT Theo																										
9	5	SUI - Switzerland			1							1				1	1	2									8	6
		Black FROIDEVAUX Robin																										
		Red MARGUET Tristan																										
10	13	POR - Portugal								1			1						1		2						7	5
		Black OLIVEIRA Rui																										
		Red LEITAO Iuri																										
11	3	AUT - Austria														3							1				9	4
		Black GRAF Andreas																										
		Red MULLER Andreas																										
12	4	HKG - Hong Kong, China														3											13	3
		Black CHEUNG King Lok																										
		Red LEUNG Chun Wing																										
13	9	BLR - Belarus		1		5																2			20	-20	6	-12
		Black TSISHKOU Raman																										
		Red KARALIOK Yauheni																										
14	7	USA - United States																							20	-20	14	-20
		Black HOOVER Gavin																										
		Red YOUNG Eric																										
15	18	UKR - Ukraine																							40	-40	16	-40
		Black HRYNIV Vitaliy																										
		Red GLADYSH Roman																										

1-3 November 2019

Communiqué no. 64 Rectificatif 1

Men's Madison / Madison hommes
Start List / Liste de départ

Sun 3 Nov 2019 - Race distance: 200 laps (50km) with 20 sprints

Race Number	Team	Colour	Name
1	DEN - Denmark	BLACK RED	HANSEN Lasse Norman MORKOV Michael
2	NED - Netherlands	BLACK RED	van SCHIP Jan Willem HAVIK Yoeri
3	AUT - Austria	BLACK RED	GRAF Andreas MULLER Andreas
4	HKG - Hong Kong, China	BLACK RED	CHEUNG King Lok LEUNG Chun Wing
5	SUI - Switzerland	BLACK RED	FROIDEVAUX Robin MARGUET Tristan
6	ITA - Italy	BLACK RED	VIVIANI Elia CONSONNI Simone
7	USA - United States	BLACK RED	HOOVER Gavin YOUNG Eric
8	GER - Germany	BLACK RED	BEYER Maximilian REINHARDT Theo
9	BLR - Belarus	BLACK RED	TSISHKOU Raman KARALIOK Yauheni
10	BEL - Belgium	BLACK RED	de KETELE Kenny GHYS Robbe
11	POL - Poland	BLACK RED	PROKOPYSZYN Filip STANISZEWSKI Daniel
12	RUS - Russian Federation	BLACK RED	ROSTOVTSEV Sergei PISKUNOV Maxim
13	POR - Portugal	BLACK RED	OLIVEIRA Rui LEITAO Iuri
14	IRL - Ireland	BLACK RED	MURPHY Jb POTTS Marc
15	FRA - France	BLACK RED	COQUARD Bryan THOMAS Benjamin

1-3 November 2019

Communiqué no. 64 Rectificatif 1

Men's Madison / Madison hommes**Start List / Liste de départ**

Sun 3 Nov 2019 - Race distance: 200 laps (50km) with 20 sprints

Race Number	Team	Colour	Name
16	GBR - Great Britain	BLACK RED	WALLS Matthew STEWART Mark
17	ESP - Spain	BLACK RED	TORRES BARCELO Albert MORA VEDRI Sebastian
18	UKR - Ukraine	BLACK RED	HRYNIV Vitaliy GLADYSH Roman

Communiqué approved by the Secretary of the Commissaires Panel:
.....

1-3 November 2019

Communiqué no. 73

Men's Points Race / Course aux points hommes
World Cup Standings / Classement coupe du monde

As of FRI 1 NOV 2019

Event No 1	Minsk (BLR)	1-3 NOV 2019
Event No 2	Glasgow (GBR)	8-10 NOV 2019
Event No 3	Hong-Kong (HKG)	29 NOV-1 DEC 2019
Event No 4	Cambridge (NZL)	6-8 DEC 2019
Event No 5	Brisbane (AUS)	13-15 DEC 2019
Event No 6	Milton (CAN)	24-26 JAN 2020

Rank	Name	Team Code	Event No 1	Event No 2	Event No 3	Event No 4	Event No 5	Event No 6	Total Points
1	STEWART Mark	GBR	500,0						500,0
2	MORA VEDRI Sebastian	ESP	450,0						450,0
3	GRAF Andreas	AUT	400,0						400,0
4	de KETELE Kenny	BEL	375,0						375,0
5	MAITRE Florian	FRA	350,0						350,0
6	RAMANAU Raman	MCC	325,0						325,0
7	MALCHAREK Moritz	TTB	300,0						300,0
8	HRYNIV Vitaliy	UKR	275,0						275,0
9	VOLIKAKIS Christos	GRE	250,0						250,0
10	ROSTOVTSEV Sergei	RUS	225,0						225,0
11	KHALMURATOV Muradjan	UZB	205,0						205,0
12	ZUAZUBISKAR GALLASTEGI Illart	EUS	190,0						190,0
13	NOVIKOV Savva	LOK	175,0						175,0
14	MOW Ching Yin	HKG	160,0						160,0
15	THIEBAUD Valere	SUI	145,0						145,0
16	TSISHCHANKA Hardzei	BLR	130,0						130,0
17	BERTAZZO Liam	ITA	120,0						120,0
18	FILUTAS Viktor	HUN	110,0						110,0
19	LEITAO Iuri	POR	100,0						100,0
20	PIETERS Roy	NED	90,0						90,0
21	PSZCZOLARSKI Wojciech	POL	80,0						80,0
21	SARABIA DIAZ Ignacio	MEX	80,0						80,0
23	PIETRULA Nicolas	CZE	70,0						70,0
23	VASSILENKOV Roman	KAZ	70,0						70,0

1-3 November 2019

Communiqué no. 72

Men's Points Race / Course aux points hommes
Final / Finale
Results / Résultats

Fri 1 Nov 2019 - Race distance: 160 laps (40km) with 16 sprints

 Elapsed time: **45:17**

 Average Speed: **52,987km/h**

Rank	Race No.	Name	Team Code	Sprint Number																Finish Order	Lap Points			Total Points
				1	2	3	4	5	6	7	8	9	10	11	12	13	14	15	16		+	-	Balance	
1	62	STEWART Mark	GBR			5	2			3		5			5			5	10	1	60		60	95
2	57	MORA VEDRI Sebastian	ESP			3		5			3	3		5				2	6	2	60		60	87
3	47	GRAF Andreas	AUT					2	5		1	1		3	2			1		11	40		40	55
4	48	de KETELE Kenny	BEL	1						5		2		1	3		2			10	40		40	54
5	60	MAITRE Florian	FRA	2		1	1		3					2	1	2				8	40		40	52
6	72	RAMANAU Raman	MCC				5						2			3				12	40		40	50
7	86	MALCHAREK Moritz	TTB			2	3													15	40		40	45
8	87	HRYNIV Vitaliy	UKR		1							3								20	40		40	44
9	20	VOLIKAKIS Christos	GRE	3	3				2				5							9	20		20	33
10	82	ROSTOVTSEV Sergei	RUS	5								1					3	3		18	20		20	32
11	44	KHALMURATOV Muradjan	UZB													5				7	20		20	25
12	58	ZUAZUBISKAR GALLASTEGI Mart	EUS								5									17	20		20	25
13	71	NOVIKOV Savva	LOK							2										14	20		20	22
14	64	MOW Ching Yin	HKG																	6	20		20	20
15	84	THIEBAUD Valere	SUI							1					5			4		3				10
16	51	TSISHCHANKA Hardzei	BLR		5				1		2									16				8
17	67	BERTAZZO Liam	ITA		2			3								1				5				6
18	66	FILUTAS Viktor	HUN												1			2		4				3
19	81	LEITAO Iuri	POR					1												13				1
20	77	PIETERS Roy	NED																	19				0

No 57 MORA VEDRI Sebastian (ESP)

Relegation sprint 8 for entering the sprinter's lane when the opponent was already there

Déclassement sprint 8 pour être entré dans le couloir des sprinters alors que son adversaire s'y trouvait déjà

Communiqué approved by the Secretary of the Commissaires Panel:

LEGEND

- Points lost + Points gained No. Number

1-3 November 2019

Communiqué no. 71

Men's Points Race / Course aux points hommes
Final / Finale
Start List / Liste de départ

Fri 1 Nov 2019 - Race distance: 160 laps (40km) with 16 sprints

Race Number	Name	Team Code
-------------	------	-----------

At the fence

87	HRYNIV Vitaliy	UKR
84	THIEBAUD Valere	SUI
72	RAMANAU Raman	MCC
57	MORA VEDRI Sebastian	ESP
71	NOVIKOV Savva	LOK
47	GRAF Andreas	AUT
86	MALCHAREK Moritz	TTB
67	BERTAZZO Liam	ITA
44	KHALMURATOV Muradjan	UZB
77	PIETERS Roy	NED

At the blue band

20	VOLIKAKIS Christos	GRE
66	FILUTAS Viktor	HUN
58	ZUAZUBISKAR GALLASTEGI Illart	EUS
48	de KETELE Kenny	BEL
82	ROSTOVTSEV Sergei	RUS
62	STEWART Mark	GBR
60	MAITRE Florian	FRA
81	LEITAO Iuri	POR
51	TSISHCHANKA Hardzei	BLR
64	MOW Ching Yin	HKG

Communiqué approved by the Secretary of the Commissaires Panel:

1-3 November 2019

Communiqué no. 70

Men's Points Race / Course aux points hommes
Qualifying Heat 2 / Qualifications série 2
Results / Résultats

Fri 1 Nov 2019 - Race distance: 80 laps (20km) with 8 sprints

 Elapsed time: **23:38**

 Average Speed: **50,753km/h**

Rank	Race No.	Name	Team Code	Sprint Number								Finish Order	Lap Points			Total Points
				1	2	3	4	5	6	7	8		+	-	Balance	
1	20	VOLIKAKIS Christos	GRE	5	1			5	3	1		7				15
2	66	FILUTAS Viktor	HUN	2			1	1			10	1				14
3	58	ZUAZUBISKAR GALLASTEGI Illart	EUS		5	3	5					5				13
4	48	de KETELE Kenny	BEL	3				3	5	2		9				13
5	82	ROSTOVTSEV Sergei	RUS		3			2	2	3		8				10
6	62	STEWART Mark	GBR			1	2			1	5	12				9
7	60	MAITRE Florian	FRA			5	3					11				8
8	81	LEITAO Iuri	POR	1	2						4	3				7
9	51	TSISHCHANKA Hardzei	BLR								6	2				6
10	64	MOW Ching Yin	HKG								2	4				2
11	79	PSZCZOLARSKI Wojciech	POL									6				0
12	69	VASSILENKOV Roman	KAZ			2						10		20	-20	-18
	46	CHALEL Yacine	ALG											40	-40	DNF
	70	KORNILOVS Vitalijs	LAT											40	-40	DNF

Progression rule:

First 10 riders in each heat qualify to final.

Communiqué approved by the Secretary of the Commissaires Panel:

LEGEND

- Points lost + Points gained DNF Did Not Finish No. Number

1-3 November 2019

Communiqué no. 69

Men's Points Race / Course aux points hommes
Qualifying Heat 2 / Qualifications série 2
Start List / Liste de départ

Fri 1 Nov 2019 - Race distance: 80 laps (20km) with 8 sprints

Race Number	Name	Team Code
At the fence		
20	VOLIKAKIS Christos	GRE
66	FILUTAS Viktor	HUN
62	STEWART Mark	GBR
69	VASSILENKOV Roman	KAZ
70	KORNILOVS Vitalijs	LAT
60	MAITRE Florian	FRA
81	LEITAO Iuri	POR
At the blue band		
79	PSZCZOLARSKI Wojciech	POL
48	de KETELE Kenny	BEL
46	CHALEL Yacine	ALG
64	MOW Ching Yin	HKG
51	TSISHCHANKA Hardzei	BLR
58	ZUAZUBISKAR GALLASTEGI Illart	EUS
82	ROSTOVTSEV Sergei	RUS

Progression rule:

First 10 riders in each heat qualify to final.

Communiqué approved by the Secretary of the Commissaires Panel:

1-3 November 2019

Communiqué no. 68

Men's Points Race / Course aux points hommes
Qualifying Heat 1 / Qualifications série 1
Results / Résultats

Fri 1 Nov 2019 - Race distance: 80 laps (20km) with 8 sprints

 Elapsed time: **23:44**

 Average Speed: **50,526km/h**

Rank	Race No.	Name	Team Code	Sprint Number								Finish Order	Lap Points			Total Points	
				1	2	3	4	5	6	7	8		+	-	Balance		
1	87	HRYNIV Vitaliy	UKR			5	2					4	3				11
2	84	THIEBAUD Valere	SUI	2	5	3							10				10
3	72	RAMANAU Raman	MCC					2	5				8				7
4	57	MORA VEDRI Sebastian	ESP	3	2					2			9				7
5	71	NOVIKOV Savva	LOK				5	1					5				6
6	47	GRAF Andreas	AUT			2	3				1		12				6
7	86	MALCHAREK Moritz	TTB	5				5		5	10		1		20	-20	5
8	67	BERTAZZO Liam	ITA	1					1		2		4				4
9	44	KHALMURATOV Muradjan	UZB								2		7				2
10	77	PIETERS Roy	NED			1	1						11				2
11	75	SARABIA DIAZ Ignacio	MEX		1				3	3	3	6	2		20	-20	-4
12	54	PIETRULA Nicolas	CZE										6		20	-20	-20
	50	DEGUEURCE Joffrey	BIC												40	-40	DNF
	73	SAZANOV Andrei	MCT		3										40	-40	DNF

Progression rule:

First 10 riders in each heat qualify to final.

Communiqué approved by the Secretary of the Commissaires Panel:

LEGEND

- Points lost + Points gained DNF Did Not Finish No. Number

1-3 November 2019

Communiqué no. 67

Men's Points Race / Course aux points hommes
Qualifying Heat 1 / Qualifications série 1
Start List / Liste de départ

Fri 1 Nov 2019 - Race distance: 80 laps (20km) with 8 sprints

Race Number	Name	Team Code
At the fence		
44	KHALMURATOV Muradjan	UZB
67	BERTAZZO Liam	ITA
86	MALCHAREK Moritz	TTB
75	SARABIA DIAZ Ignacio	MEX
50	DEGUEURCE Joffrey	BIC
73	SAZANOV Andrei	MCT
84	THIEBAUD Valere	SUI
At the blue band		
72	RAMANAU Raman	MCC
54	PIETRULA Nicolas	CZE
57	MORA VEDRI Sebastian	ESP
87	HRYNIV Vitaliy	UKR
71	NOVIKOV Savva	LOK
47	GRAF Andreas	AUT
77	PIETERS Roy	NED

Progression rule:

First 10 riders in each heat qualify to final.

Communiqué approved by the Secretary of the Commissaires Panel:

1-3 November 2019

Communiqué no. 80 Rectificatif 1

Men's Scratch Race / Course scratch hommes
World Cup Standings / Classement coupe du monde

As of SAT 2 NOV 2019

Event No 1	Minsk (BLR)	1-3 NOV 2019
Event No 2	Glasgow (GBR)	8-10 NOV 2019
Event No 3	Hong-Kong (HKG)	29 NOV-1 DEC 2019
Event No 4	Cambridge (NZL)	6-8 DEC 2019
Event No 5	Brisbane (AUS)	13-15 DEC 2019
Event No 6	Milton (CAN)	24-26 JAN 2020

Rank	Name	Team Code	Event No 1	Event No 2	Event No 3	Event No 4	Event No 5	Event No 6	Total Points
1	KARALIOK Yauheni	BLR	500,0						500,0
2	MORA VEDRI Sebastian	ESP	450,0						450,0
3	YOUNG Eric	USA	400,0						400,0
4	GHYS Robbe	BEL	375,0						375,0
5	SCARTEZZINI Michele	ITA	350,0						350,0
6	LEITAO Iuri	POR	325,0						325,0
7	FILUTAS Viktor	HUN	300,0						300,0
8	GLADYSH Roman	UKR	275,0						275,0
9	SAZANOV Andrei	MCT	250,0						250,0
10	COQUARD Bryan	FRA	225,0						225,0
11	VERNON Ethan	GBR	205,0						205,0
12	BABOR Daniel	CZE	190,0						190,0
13	PISKUNOV Maxim	RUS	175,0						175,0
14	VOLIKAKIS Zafeiris	GRE	160,0						160,0
15	PROKOPYSZYN Filip	POL	145,0						145,0
16	DEGUEURCE Joffrey	BIC	130,0						130,0
17	MALCHAREK Moritz	TTB	120,0						120,0
18	MATZNER Stefan	AUT	110,0						110,0
19	TIPPER Jacob	HUB	100,0						100,0
20	ZHUMAKAN Alisher	KAZ	90,0						90,0
21	MOW Ching Yin	HKG	80,0						80,0
21	SCHMID Mauro	SUI	80,0						80,0
23	CHALEL Yacine	ALG	60,0						70,0
23	KORNILOVS Vitalijs	LAT	60,0						70,0
25	SHEN Pingan	CHN	1,0						60,0
25	ZUAZUBISKAR GALLASTEGI Illart	EUS	1,0						60,0

1-3 November 2019

Communiqué no. 79 Rectificatif 1

Men's Scratch Race / Course scratch hommes
Final / Finale
Results / Résultats

Sat 2 Nov 2019 - Race distance: 60 laps (15km)

 Elapsed time: **16:55**

 Average Speed: **53,177km/h**

Rank	Race Number	Name	Team Code	Laps Down
1	103	KARALIOK Yauheni	BLR	
2	57	MORA VEDRI Sebastian	ESP	
3	334	YOUNG Eric	USA	
4	95	GHYS Robbe	BEL	
5	220	SCARTEZZINI Michele	ITA	
6	81	LEITAO Iuri	POR	
7	66	FILUTAS Viktor	HUN	
8	317	GLADYSH Roman	UKR	
9	73	SAZANOV Andrei	MCT	
10	150	COQUARD Bryan	FRA	REL
11	168	VERNON Ethan	GBR	-1
12	128	BABOR Daniel	CZE	-1
13	281	PISKUNOV Maxim	RUS	-1
14	188	VOLIKAKIS Zafeiris	GRE	-1
15	265	PROKOPYSZYN Filip	POL	-1
16	50	DEGUEURCE Joffrey	BIC	-1
17	86	MALCHAREK Moritz	TTB	-1
18	89	MATZNER Stefan	AUT	-1
19	203	TIPPER Jacob	HUB	-2
20	234	ZHUMAKAN Alisher	KAZ	-2

No 150 COQUARD Bryan (FRA)

Relegation for entering the sprinter's lane when the opponent was already there

Déclassement pour être entré dans le couloir des sprinters alors que son adversaire s'y trouvait déjà

Communiqué approved by the Secretary of the Commissaires Panel:

.....

LEGEND
REL Relegated

1-3 November 2019

Communiqué no. 78

Men's Scratch Race / Course scratch hommes
Final / Finale
Start List / Liste de départ

Sat 2 Nov 2019 - Race distance: 60 laps (15km)

Race Number	Name	Team Code
-------------	------	-----------

At the fence

103	KARALIOK Yauheni	BLR
81	LEITAO Iuri	POR
317	GLADYSH Roman	UKR
150	COQUARD Bryan	FRA
86	MALCHAREK Moritz	TTB
234	ZHUMAKAN Alisher	KAZ
220	SCARTEZZINI Michele	ITA
188	VOLIKAKIS Zafeiris	GRE
73	SAZANOV Andrei	MCT
203	TIPPER Jacob	HUB

At the blue band

265	PROKOPYSZYN Filip	POL
334	YOUNG Eric	USA
168	VERNON Ethan	GBR
128	BABOR Daniel	CZE
57	MORA VEDRI Sebastian	ESP
89	MATZNER Stefan	AUT
95	GHYS Robbe	BEL
281	PISKUNOV Maxim	RUS
50	DEGUEURCE Joffrey	BIC
66	FILUTAS Viktor	HUN

Communiqué approved by the Secretary of the Commissaires Panel:

1-3 November 2019

Communiqué no. 77

Men's Scratch Race / Course scratch hommes
Qualifying Heat 2 / Qualifications série 2
Results / Résultats

Sat 2 Nov 2019 - Race distance: 30 laps (7,5km)

Elapsed time: **9:00**

Average Speed: **49,978km/h**

Rank	Race Number	Name	Team Code	Laps Down
1	265	PROKOPYSZYN Filip	POL	
2	334	YOUNG Eric	USA	
3	168	VERNON Ethan	GBR	
4	128	BABOR Daniel	CZE	
5	57	MORA VEDRI Sebastian	ESP	
6	89	MATZNER Stefan	AUT	
7	95	GHYS Robbe	BEL	
8	281	PISKUNOV Maxim	RUS	
9	50	DEGUEURCE Joffrey	BIC	
10	66	FILUTAS Viktor	HUN	
11	64	MOW Ching Yin	HKG	
12	70	KORNILOVS Vitalijs	LAT	
13	116	SHEN Pingan	CHN	

Progression rule:

First 10 riders in each heat qualify to final.

Communiqué approved by the Secretary of the Commissaires Panel:

.....

1-3 November 2019

Communiqué no. 76 Rectificatif 1

Men's Scratch Race / Course scratch hommes
Qualifying Heat 2 / Qualifications série 2
Start List / Liste de départ

Sat 2 Nov 2019 - Race distance: 30 laps (7,5km)

Race Number	Name	Team Code
At the fence		
265	PROKOPYSZYN Filip	POL
334	YOUNG Eric	USA
64	MOW Ching Yin	HKG
281	PISKUNOV Maxim	RUS
50	DEGUEURCE Joffrey	BIC
168	VERNON Ethan	GBR
95	GHYS Robbe	BEL
At the blue band		
89	MATZNER Stefan	AUT
128	BABOR Daniel	CZE
66	FILUTAS Viktor	HUN
57	MORA VEDRI Sebastian	ESP
70	KORNILOVS Vitalijs	LAT
116	SHEN Pingan	CHN

Progression rule:

First 10 riders in each heat qualify to final.

Communiqué approved by the Secretary of the Commissaires Panel:

.....

1-3 November 2019

Communiqué no. 75

Men's Scratch Race / Course scratch hommes
Qualifying Heat 1 / Qualifications série 1
Results / Résultats

Sat 2 Nov 2019 - Race distance: 30 laps (7,5km)

Elapsed time: **8:30**

Average Speed: **52,843km/h**

Rank	Race Number	Name	Team Code	Laps Down
1	103	KARALIOK Yauheni	BLR	
2	81	LEITAO Iuri	POR	
3	317	GLADYSH Roman	UKR	
4	150	COQUARD Bryan	FRA	
5	86	MALCHAREK Moritz	TTB	
6	234	ZHUMAKAN Alisher	KAZ	
7	220	SCARTEZZINI Michele	ITA	
8	188	VOLIKAKIS Zafeiris	GRE	-1
9	73	SAZANOV Andrei	MCT	-1
10	203	TIPPER Jacob	HUB	-1
11	303	SCHMID Mauro	SUI	-1
12	46	CHALEL Yacine	ALG	-1
13	58	ZUAZUBISKAR GALLASTEGI Illart	EUS	-1

Progression rule:

First 10 riders in each heat qualify to final.

Communiqué approved by the Secretary of the Commissaires Panel:

.....

1-3 November 2019

Communiqué no. 74 Rectificatif 1

Men's Scratch Race / Course scratch hommes
Qualifying Heat 1 / Qualifications série 1
Start List / Liste de départ

Sat 2 Nov 2019 - Race distance: 30 laps (7,5km)

Race Number	Name	Team Code
At the fence		
103	KARALIOK Yauheni	BLR
220	SCARTEZZINI Michele	ITA
86	MALCHAREK Moritz	TTB
58	ZUAZUBISKAR GALLASTEGI Illart	EUS
317	GLADYSH Roman	UKR
73	SAZANOV Andrei	MCT
203	TIPPER Jacob	HUB
At the blue band		
46	CHALEL Yacine	ALG
234	ZHUMAKAN Alisher	KAZ
303	SCHMID Mauro	SUI
81	LEITAO Iuri	POR
188	VOLIKAKIS Zafeiris	GRE
150	COQUARD Bryan	FRA

Progression rule:

First 10 riders in each heat qualify to final.

Communiqué approved by the Secretary of the Commissaires Panel:

1-3 November 2019

Communiqué no. 90

Men's Individual Pursuit / Poursuite individuelle hommes
World Cup Standings / Classement coupe du monde

As of SUN 3 NOV 2019

Event No 1	Minsk (BLR)	1-3 NOV 2019
Event No 2	Glasgow (GBR)	8-10 NOV 2019
Event No 3	Hong-Kong (HKG)	29 NOV-1 DEC 2019
Event No 4	Cambridge (NZL)	6-8 DEC 2019
Event No 5	Brisbane (AUS)	13-15 DEC 2019
Event No 6	Milton (CAN)	24-26 JAN 2020

Rank	Name	Team Code	Event No 1	Event No 2	Event No 3	Event No 4	Event No 5	Event No 6	Total Points
1	GANNA Filippo	ITA	500,0						500,0
2	ARCHIBALD John	HUB	450,0						450,0
3	LAMBIE Ashton	USA	400,0						400,0
4	BISSEGGER Stefan	SUI	375,0						375,0
5	EVTUSHENKO Alexander	RUS	350,0						350,0
6	WEINSTEIN Domenic	GER	325,0						325,0
7	ERMENAUT Corentin	FRA	300,0						300,0
8	HERREGODTS Rune	BEL	275,0						275,0
9	SHEMETAU Mikhail	BLR	250,0						250,0
10	STANISZEWSKI Daniel	POL	225,0						225,0
11	EMADI Kian	GBR	205,0						205,0
12	ZHUMAKAN Alisher	KAZ	190,0						190,0
13	DZHUS Volodymyr	UKR	175,0						175,0
14	PIETRULA Nicolas	CZE	160,0						160,0
15	TSARENKO Kyrylo	UKR	145,0						145,0
16	KORNILOVS Vitalijs	LAT	130,0						130,0
17	LARSEN Niklas	DEN	120,0						120,0
18	SUKHOV Maxim	MCT	110,0						110,0
19	LEITAO Iuri	POR	100,0						100,0

1-3 November 2019

Communiqué no. 89

Men's Individual Pursuit / Poursuite individuelle hommes
Final Classification / Classement final

World Record	4:04.252	GANNA Filippo	ITA	Minsk (BLR)	3 NOV 2019
---------------------	----------	---------------	-----	-------------	------------

Rank	Race Number	Name	Team Code	1000m	2000m 1000-2000	3000m 2000-3000	Time 3000-4000	Average Speed km/h
GOLD	1	217 GANNA Filippo	ITA	1:06.784 (1)	2:05.983 (1) 59.199 (1)	3:04.354 (1) 58.371 (1)	4:02.647 58.293 (1)	59,345 WR
SILVER	2	199 ARCHIBALD John	HUB	1:07.316 (2)	2:07.612 (2) 1:00.296 (2)	3:08.942 (2) 1:01.330 (2)	OVL	
BRONZE	3	333 LAMBIE Ashton	USA	1:07.113 (2)	2:07.830 (1) 1:00.717 (1)	3:09.140 (1) 1:01.310 (1)	4:11.215 1:02.075 (1)	57,321
	4	300 BISSEGGER Stefan	SUI	1:07.103 (1)	2:08.438 (2) 1:01.335 (2)	3:10.113 (2) 1:01.675 (2)	4:12.488 1:02.375 (2)	57,032
	5	279 EVTUSHENKO Alexander	RUS					
	6	181 WEINSTEIN Domenic	GER					
	7	153 ERMENAULT Corentin	FRA					
	8	96 HERREGODTS Rune	BEL					
	9	105 SHEMETAU Mikhail	BLR					
	10	269 STANISZEWSKI Daniel	POL					
	11	165 EMADI Kian	GBR					
	12	234 ZHUMAKAN Alisher	KAZ					
	13	41 DZHUS Volodymyr	UKR					
	14	54 PIETRULA Nicolas	CZE					
	15	321 TSARENKO Kyrylo	UKR					
	16	70 KORNILOVS Vitalijs	LAT					
	17	135 LARSEN Niklas	DEN					
	18	251 SUKHOV Maxim	MCT					
	19	81 LEITAO Iuri	POR					
	50	DEGUEURCE Joffrey	BIC					DSQ

1-3 November 2019

Communiqué no. 89

Men's Individual Pursuit / Poursuite individuelle hommes
Final Classification / Classement final

Rank	Race Number	Name	Team Code	1000m	2000m 1000-2000	3000m 2000-3000	Time 3000-4000	Average Speed km/h
------	-------------	------	-----------	-------	--------------------	--------------------	-------------------	-----------------------

Communiqué approved by the Secretary of the Commissaires Panel:

LEGEND
DSQ Disqualified **OVL** Overlapped **WR** World Record

1-3 November 2019

Men's Individual Pursuit / Poursuite individuelle hommes
Finals / Finales
Race Analysis / Analyse de la course

GOLD

217 GANNA Filippo - ITA					Lap	199 ARCHIBALD John - GBR				
Distance	Time	Rank	Lap Time	Distance		Time	Rank	Lap Time		
125m	13.472	1			125m	OVL	2			
250m	21.596	1	21.596	1	250m	OVL	2	22.014		
375m	29.277	1			375m	OVL	2			
500m	36.845	1	15.249	2	500m	OVL	2	15.352		
625m	44.377	1			625m	OVL	2			
750m	51.893	1	15.048	3	750m	OVL	2	15.022		
875m	59.355	1			875m	OVL	2			
1000m	1:06.784	1	14.891	4	1000m	OVL	2	14.928		
1125m	1:14.198	1			1125m	OVL	2			
1250m	1:21.600	1	14.816	5	1250m	OVL	2	14.967		
1375m	1:29.031	1			1375m	OVL	2			
1500m	1:36.474	1	14.874	6	1500m	OVL	2	15.030		
1625m	1:43.886	1			1625m	OVL	2			
1750m	1:51.284	1	14.810	7	1750m	OVL	2	15.123		
1875m	1:58.641	1			1875m	OVL	2			
2000m	2:05.983	1	14.699	8	2000m	OVL	2	15.176		
2125m	2:13.303	1			2125m	OVL	2			
2250m	2:20.614	1	14.631	9	2250m	OVL	2	15.206		
2375m	2:27.898	1			2375m	OVL	2			
2500m	2:35.192	1	14.578	10	2500m	OVL	2	15.274		
2625m	2:42.486	1			2625m	OVL	2			
2750m	2:49.755	1	14.563	11	2750m	OVL	2	15.342		
2875m	2:57.049	1			2875m	OVL	2			
3000m	3:04.354	1	14.599	12	3000m	OVL	2	15.508		
3125m	3:11.640	1			3125m	OVL	2			
3250m	3:18.889	1	14.535	13	3250m	OVL	2	15.586		
3375m	3:26.182	1			3375m	OVL	2			
3500m	3:33.474	1	14.585	14	3500m	OVL	2	15.550		
3625m	3:40.780	1			3625m	OVL	2			
3750m	3:47.996	1	14.522	15	3750m	OVL	2	15.993		
3875m	3:55.364	1			3875m	OVL	2			
4000m	4:02.647	1	14.651	16	4000m	OVL				

1-3 November 2019

Men's Individual Pursuit / Poursuite individuelle hommes
Finals / Finales
Race Analysis / Analyse de la course

BRONZE

300 BISSEGGER Stefan - SUI					Lap	333 LAMBIE Ashton - USA				
Distance	Time	Rank	Lap Time	Distance		Time	Rank	Lap Time		
125m	13.058	1			125m	13.603	2			
250m	21.180	1	21.180	1	250m	21.750	2	21.750		
375m	28.859	1			375m	29.449	2			
500m	36.497	1	15.317	2	500m	36.997	2	15.247		
625m	44.164	1			625m	44.515	2			
750m	51.828	1	15.331	3	750m	52.019	2	15.022		
875m	59.455	1			875m	59.555	2			
1000m	1:07.103	1	15.275	4	1000m	1:07.113	2	15.094		
1125m	1:14.751	2			1125m	1:14.718	1			
1250m	1:22.384	2	15.281	5	1250m	1:22.276	1	15.163		
1375m	1:30.042	2			1375m	1:29.829	1			
1500m	1:37.687	2	15.303	6	1500m	1:37.402	1	15.126		
1625m	1:45.345	2			1625m	1:45.008	1			
1750m	1:53.011	2	15.324	7	1750m	1:52.606	1	15.204		
1875m	2:00.732	2			1875m	2:00.205	1			
2000m	2:08.438	2	15.427	8	2000m	2:07.830	1	15.224		
2125m	2:16.122	2			2125m	2:15.494	1			
2250m	2:23.801	2	15.363	9	2250m	2:23.089	1	15.259		
2375m	2:31.522	2			2375m	2:30.716	1			
2500m	2:39.241	2	15.440	10	2500m	2:38.364	1	15.275		
2625m	2:46.954	2			2625m	2:46.031	1			
2750m	2:54.695	2	15.454	11	2750m	2:53.717	1	15.353		
2875m	3:02.403	2			2875m	3:01.429	1			
3000m	3:10.113	2	15.418	12	3000m	3:09.140	1	15.423		
3125m	3:17.864	2			3125m	3:16.863	1			
3250m	3:25.656	2	15.543	13	3250m	3:24.658	1	15.518		
3375m	3:33.446	2			3375m	3:32.446	1			
3500m	3:41.263	2	15.607	14	3500m	3:40.158	1	15.500		
3625m	3:49.100	2			3625m	3:47.904	1			
3750m	3:56.921	2	15.658	15	3750m	3:55.647	1	15.489		
3875m	4:04.733	2			3875m	4:03.408	1			
4000m	4:12.488	4	15.567	16	4000m	4:11.215	3	15.568		

Communiqué approved by the Secretary of the Commissaires Panel:

LEGEND
OVL Overlapped

1-3 November 2019

Communiqué no. 88

Men's Individual Pursuit / Poursuite individuelle hommes
Finals / Finales
Start List / Liste de départ

Sun 3 Nov 2019 - Race distance: 4km

World Record	4:04.252	GANNA Filippo	ITA	Minsk (BLR)	3 NOV 2019
---------------------	----------	---------------	-----	-------------	------------

Heat	Race Number	Name	Team Code	Time
FOR	300	BISSEGGER Stefan	SUI	_____
BRONZE	333	LAMBIE Ashton	USA	_____
FOR	217	GANNA Filippo	ITA	_____
GOLD	199	ARCHIBALD John	HUB	_____

Communiqué approved by the Secretary of the Commissaires Panel:

1-3 November 2019

Communiqué no. 87

Men's Individual Pursuit / Poursuite individuelle hommes
Qualifying / Qualifications
Results / Résultats

Sun 3 Nov 2019 - Race distance: 4km

World Record	4:05.423 LAMBIE Ashton	USA Cochabamba (BOL)	6 SEP 2019
---------------------	------------------------	----------------------	------------

Rank	Race Number	Name	Team Code	1000m	2000m 1000-2000	3000m 2000-3000	Time 3000-4000	Average Speed km/h
1	217	GANNA Filippo	ITA	1:07.929 (8)	2:07.815 (3) 59.886 (1)	3:06.541 (1) 58.726 (1)	4:04.252 57.711 (1)	58,956 WR
2	199	ARCHIBALD John	HUB	1:07.574 (6)	2:07.617 (2) 1:00.043 (3)	3:08.346 (2) 1:00.729 (2)	4:09.843 1:01.497 (3)	57,636
3	300	BISSEGGGER Stefan	SUI	1:07.061 (2)	2:08.200 (5) 1:01.139 (6)	3:09.239 (4) 1:01.039 (4)	4:10.391 1:01.152 (2)	57,510
4	333	LAMBIE Ashton	USA	1:07.619 (7)	2:08.791 (7) 1:01.172 (7)	3:10.313 (6) 1:01.522 (6)	4:11.966 1:01.653 (4)	57,151
5	279	EVTUSHENKO Alexander	RUS	1:06.862 (1)	2:06.875 (1) 1:00.013 (2)	3:08.396 (3) 1:01.521 (5)	4:12.074 1:03.678 (7)	57,126
6	181	WEINSTEIN Domenic	GER	1:08.034 (9)	2:08.238 (6) 1:00.204 (4)	3:09.260 (5) 1:01.022 (3)	4:12.168 1:02.908 (5)	57,105
7	153	ERMENAUT Corentin	FRA	1:07.168 (3)	2:07.994 (4) 1:00.826 (5)	3:11.021 (7) 1:03.027 (7)	4:15.999 1:04.978 (10)	56,250
8	96	HERREGODTS Rune	BEL	1:07.552 (5)	2:09.628 (8) 1:02.076 (8)	3:13.060 (8) 1:03.432 (8)	4:18.170 1:05.110 (11)	55,777
9	105	SHEMETAU Mikhail	BLR	1:08.764 (10)	2:11.044 (10) 1:02.280 (9)	3:14.530 (10) 1:03.486 (9)	4:18.848 1:04.318 (9)	55,631
10	269	STANISZEWSKI Daniel	POL	1:07.236 (4)	2:09.789 (9) 1:02.553 (10)	3:14.149 (9) 1:04.360 (12)	4:20.844 1:06.695 (12)	55,205
11	165	EMADI Kian	GBR	1:12.253 (16)	2:16.419 (12) 1:04.166 (11)	3:20.280 (12) 1:03.861 (11)	4:23.820 1:03.540 (6)	54,583
12	234	ZHUMAKAN Alisher	KAZ	1:11.783 (15)	2:16.526 (13) 1:04.743 (12)	3:20.200 (11) 1:03.674 (10)	4:23.979 1:03.779 (8)	54,550
13	41	DZHUS Volodymyr	UKR	1:09.829 (11)	2:15.723 (11) 1:05.894 (15)	3:22.812 (13) 1:07.089 (14)	4:30.574 1:07.762 (14)	53,220
14	54	PIETRULA Nicolas	CZE	1:11.245 (13)	2:16.874 (14) 1:05.629 (14)	3:23.356 (14) 1:06.482 (13)	4:31.468 1:08.112 (15)	53,045
15	321	TSARENKO Kyrylo	UKR	1:11.542 (14)	2:17.131 (15) 1:05.589 (13)	3:24.840 (15) 1:07.709 (15)	4:34.625 1:09.785 (17)	52,435
16	70	KORNILOVS Vitalijs	LAT	1:13.391 (17)	2:21.371 (17) 1:07.980 (17)	3:31.919 (17) 1:10.548 (17)	4:43.933 1:12.014 (18)	50,716
17	135	LARSEN Niklas	DEN	1:15.761 (18)	2:27.296 (18) 1:11.535 (18)	3:36.444 (18) 1:09.148 (16)	4:45.056 1:08.612 (16)	50,516
18	251	SUKHOV Maxim	MCT	1:10.318 (12)	2:17.215 (16) 1:06.897 (16)	3:30.673 (16) 1:13.458 (18)	4:48.614 1:17.941 (19)	49,894
19	81	LEITAO Iuri	POR	1:15.970 (19)	2:30.244 (19) 1:14.274 (19)	3:45.734 (19) 1:15.490 (19)	4:52.714 1:06.980 (13)	49,195
50		DEGUEURCE Joffrey	BIC				DSQ	

1-3 November 2019

Communiqué no. 87

Men's Individual Pursuit / Poursuite individuelle hommes
Qualifying / Qualifications
Results / Résultats

Sun 3 Nov 2019 - Race distance: 4km

Rank	Race Number	Name	Team Code	1000m	2000m 1000-2000	3000m 2000-3000	Time 3000-4000	Average Speed km/h
------	-------------	------	-----------	-------	--------------------	--------------------	-------------------	-----------------------

Progression rule:

Fastest 2 riders race for Gold, and 3rd and 4th riders race for Bronze.

No 50 DEGUEURCE Joffrey (BIC)

Disqualification for art. 3.2.056, ride in the splitstream of his opponent

Disqualification pour article 3.2.056, pour rouler dans le sillage de son adversaire

Communiqué approved by the Secretary of the Commissaires Panel:

LEGEND
DSQ Disqualified **WR** World Record

1-3 November 2019

Men's Individual Pursuit / Poursuite individuelle hommes
Qualifying / Qualifications
Race Analysis / Analyse de la course

Heat 1

81 LEITAO Iuri - POR					165 EMADI Kian - GBR				
Distance	Time	Rank	Lap Time	Lap	Distance	Time	Rank	Lap Time	
125m	13.976	16			125m	13.608	8		
250m	22.827	16	22.827	1	250m	22.200	12	22.200	
375m	31.457	18			375m	30.600	13		
500m	39.980	17	17.153	2	500m	38.979	13	16.779	
625m	48.691	18			625m	47.342	15		
750m	57.667	18	17.687	3	750m	55.681	16	16.702	
875m	1:06.780	18			875m	1:03.980	16		
1000m	1:15.970	19	18.303	4	1000m	1:12.253	16	16.572	
1125m	1:25.134	19			1125m	1:20.398	16		
1250m	1:34.298	19	18.328	5	1250m	1:28.482	16	16.229	
1375m	1:43.485	19			1375m	1:36.433	16		
1500m	1:52.827	19	18.529	6	1500m	1:44.348	16	15.866	
1625m	2:02.074	19			1625m	1:52.371	15		
1750m	2:11.376	19	18.549	7	1750m	2:00.269	13	15.921	
1875m	2:20.788	19			1875m	2:08.335	12		
2000m	2:30.244	19	18.868	8	2000m	2:16.419	12	16.150	
2125m	2:39.687	19			2125m	2:24.639	13		
2250m	2:49.077	19	18.833	9	2250m	2:32.826	13	16.407	
2375m	2:58.554	19			2375m	2:40.921	13		
2500m	3:08.003	19	18.926	10	2500m	2:48.880	12	16.054	
2625m	3:17.470	19			2625m	2:56.736	12		
2750m	3:27.002	19	18.999	11	2750m	3:04.584	12	15.704	
2875m	3:36.466	19			2875m	3:12.445	12		
3000m	3:45.734	19	18.732	12	3000m	3:20.280	12	15.696	
3125m	3:54.710	19			3125m	3:28.137	12		
3250m	4:03.470	19	17.736	13	3250m	3:36.107	12	15.827	
3375m	4:12.052	19			3375m	3:44.028	12		
3500m	4:20.481	19	17.011	14	3500m	3:51.911	12	15.804	
3625m	4:28.704	19			3625m	3:59.788	11		
3750m	4:36.761	19	16.280	15	3750m	4:07.764	11	15.853	
3875m	4:44.739	19			3875m	4:15.757	11		
4000m	4:52.714	19	15.953	16	4000m	4:23.820	11	16.056	

1-3 November 2019

Men's Individual Pursuit / Poursuite individuelle hommes
Qualifying / Qualifications
Race Analysis / Analyse de la course

Heat 2

321 TSARENKO Kyrilo - UKR					Lap	135 LARSEN Niklas - DEN			
Distance	Time	Rank	Lap Time	Distance		Time	Rank	Lap Time	
125m	14.195	18			125m	13.530	6		
250m	22.993	18	22.993	1	250m	22.522	14	22.522	
375m	31.216	16			375m	31.383	17		
500m	39.273	15	16.280	2	500m	40.211	18	17.689	
625m	47.251	14			625m	49.062	19		
750m	55.238	14	15.965	3	750m	57.931	19	17.720	
875m	1:03.324	14			875m	1:06.856	19		
1000m	1:11.542	14	16.304	4	1000m	1:15.761	18	17.830	
1125m	1:19.756	14			1125m	1:24.747	18		
1250m	1:27.947	15	16.405	5	1250m	1:33.780	18	18.019	
1375m	1:36.139	15			1375m	1:42.852	18		
1500m	1:44.311	15	16.364	6	1500m	1:51.851	18	18.071	
1625m	1:52.522	16			1625m	2:00.825	18		
1750m	2:00.765	16	16.454	7	1750m	2:09.660	18	17.809	
1875m	2:08.951	16			1875m	2:18.471	18		
2000m	2:17.131	15	16.366	8	2000m	2:27.296	18	17.636	
2125m	2:25.356	15			2125m	2:36.131	18		
2250m	2:33.616	15	16.485	9	2250m	2:44.947	18	17.651	
2375m	2:41.973	15			2375m	2:53.635	18		
2500m	2:50.456	15	16.840	10	2500m	3:02.227	18	17.280	
2625m	2:58.965	15			2625m	3:10.773	18		
2750m	3:07.518	15	17.062	11	2750m	3:19.306	18	17.079	
2875m	3:16.142	15			2875m	3:27.909	18		
3000m	3:24.840	15	17.322	12	3000m	3:36.444	18	17.138	
3125m	3:33.570	15			3125m	3:45.063	18		
3250m	3:42.235	15	17.395	13	3250m	3:53.533	18	17.089	
3375m	3:50.953	15			3375m	4:01.995	18		
3500m	3:59.713	15	17.478	14	3500m	4:10.366	18	16.833	
3625m	4:08.477	15			3625m	4:18.740	17		
3750m	4:17.195	15	17.482	15	3750m	4:27.149	17	16.783	
3875m	4:25.903	15			3875m	4:35.818	17		
4000m	4:34.625	15	17.430	16	4000m	4:45.056	17	17.907	

1-3 November 2019

Men's Individual Pursuit / Poursuite individuelle hommes
Qualifying / Qualifications
Race Analysis / Analyse de la course

Heat 3

41 DZHUS Volodymyr - UKR					251 SUKHOV Maxim - RUS				
Distance	Time	Rank	Lap Time	Lap	Distance	Time	Rank	Lap Time	
125m	13.162	2			125m	13.551	7		
250m	21.307	2	21.307	1	250m	21.773	6	21.773	
375m	29.322	5			375m	29.735	7		
500m	37.372	6	16.065	2	500m	37.799	11	16.026	
625m	45.482	10			625m	45.890	12		
750m	53.605	11	16.233	3	750m	54.039	12	16.240	
875m	1:01.722	11			875m	1:02.163	12		
1000m	1:09.829	11	16.224	4	1000m	1:10.318	12	16.279	
1125m	1:17.978	11			1125m	1:18.478	12		
1250m	1:26.136	11	16.307	5	1250m	1:26.714	12	16.396	
1375m	1:34.336	11			1375m	1:34.975	12		
1500m	1:42.584	11	16.448	6	1500m	1:43.263	12	16.549	
1625m	1:50.853	11			1625m	1:51.641	12		
1750m	1:59.107	11	16.523	7	1750m	2:00.095	12	16.832	
1875m	2:07.414	11			1875m	2:08.609	14		
2000m	2:15.723	11	16.616	8	2000m	2:17.215	16	17.120	
2125m	2:24.049	11			2125m	2:25.870	16		
2250m	2:32.375	11	16.652	9	2250m	2:34.672	16	17.457	
2375m	2:40.732	12			2375m	2:43.632	16		
2500m	2:49.117	13	16.742	10	2500m	2:52.689	16	18.017	
2625m	2:57.510	13			2625m	3:01.943	16		
2750m	3:05.912	13	16.795	11	2750m	3:11.403	16	18.714	
2875m	3:14.357	13			2875m	3:20.973	16		
3000m	3:22.812	13	16.900	12	3000m	3:30.673	16	19.270	
3125m	3:31.202	13			3125m	3:40.274	16		
3250m	3:39.637	13	16.825	13	3250m	3:49.805	16	19.132	
3375m	3:47.988	13			3375m	3:59.430	17		
3500m	3:56.473	13	16.836	14	3500m	4:09.144	17	19.339	
3625m	4:05.015	13			3625m	4:18.928	18		
3750m	4:13.529	13	17.056	15	3750m	4:28.801	18	19.657	
3875m	4:22.037	13			3875m	4:38.650	18		
4000m	4:30.574	13	17.045	16	4000m	4:48.614	18	19.813	

1-3 November 2019

Men's Individual Pursuit / Poursuite individuelle hommes
Qualifying / Qualifications
Race Analysis / Analyse de la course

Heat 4

70 KORNILOVS Vitalijs - LAT					54 PIETRULA Nicolas - CZE				
Distance	Time	Rank	Lap Time	Lap	Distance	Time	Rank	Lap Time	
125m	15.245	19			125m	14.173	17		
250m	23.991	19	23.991	1	250m	22.848	17	22.848	
375m	32.273	19			375m	31.052	15		
500m	40.379	19	16.388	2	500m	39.118	14	16.270	
625m	48.483	17			625m	47.156	13		
750m	56.713	17	16.334	3	750m	55.173	13	16.055	
875m	1:05.022	17			875m	1:03.214	13		
1000m	1:13.391	17	16.678	4	1000m	1:11.245	13	16.072	
1125m	1:21.780	17			1125m	1:19.355	13		
1250m	1:30.232	17	16.841	5	1250m	1:27.506	13	16.261	
1375m	1:38.661	17			1375m	1:35.682	13		
1500m	1:47.163	17	16.931	6	1500m	1:43.870	13	16.364	
1625m	1:55.662	17			1625m	1:52.106	13		
1750m	2:04.225	17	17.062	7	1750m	2:00.342	15	16.472	
1875m	2:12.773	17			1875m	2:08.620	15		
2000m	2:21.371	17	17.146	8	2000m	2:16.874	14	16.532	
2125m	2:30.004	17			2125m	2:25.122	14		
2250m	2:38.687	17	17.316	9	2250m	2:33.375	14	16.501	
2375m	2:47.378	17			2375m	2:41.655	14		
2500m	2:56.173	17	17.486	10	2500m	2:49.968	14	16.593	
2625m	3:05.000	17			2625m	2:58.300	14		
2750m	3:13.909	17	17.736	11	2750m	3:06.627	14	16.659	
2875m	3:22.832	17			2875m	3:15.014	14		
3000m	3:31.919	17	18.010	12	3000m	3:23.356	14	16.729	
3125m	3:40.961	17			3125m	3:31.821	14		
3250m	3:49.913	17	17.994	13	3250m	3:40.212	14	16.856	
3375m	3:58.793	16			3375m	3:48.640	14		
3500m	4:07.758	16	17.845	14	3500m	3:57.125	14	16.913	
3625m	4:16.764	16			3625m	4:05.660	14		
3750m	4:25.801	16	18.043	15	3750m	4:14.251	14	17.126	
3875m	4:34.860	16			3875m	4:22.880	14		
4000m	4:43.933	16	18.132	16	4000m	4:31.468	14	17.217	

1-3 November 2019

Men's Individual Pursuit / Poursuite individuelle hommes
Qualifying / Qualifications
Race Analysis / Analyse de la course

Heat 5

96 HERREGODTS Rune - BEL					50 DEGUEURCE Joffrey - FRA				
Distance	Time	Rank	Lap Time	Lap	Distance	Time	Rank	Lap Time	
125m	13.317	4			125m	DSQ			
250m	21.459	5	21.459	1	250m	DSQ			
375m	29.223	4			375m	DSQ			
500m	36.942	4	15.483	2	500m	DSQ			
625m	44.622	4			625m	DSQ			
750m	52.281	5	15.339	3	750m	DSQ			
875m	59.908	5			875m	DSQ			
1000m	1:07.552	5	15.271	4	1000m	DSQ			
1125m	1:15.223	6			1125m	DSQ			
1250m	1:22.915	7	15.363	5	1250m	DSQ			
1375m	1:30.628	9			1375m	DSQ			
1500m	1:38.357	9	15.442	6	1500m	DSQ			
1625m	1:46.080	8			1625m	DSQ			
1750m	1:53.888	8	15.531	7	1750m	DSQ			
1875m	2:01.765	8			1875m	DSQ			
2000m	2:09.628	8	15.740	8	2000m	DSQ			
2125m	2:17.485	8			2125m	DSQ			
2250m	2:25.374	8	15.746	9	2250m	DSQ			
2375m	2:33.247	8			2375m	DSQ			
2500m	2:41.165	8	15.791	10	2500m	DSQ			
2625m	2:49.121	8			2625m	DSQ			
2750m	2:57.060	8	15.895	11	2750m	DSQ			
2875m	3:05.052	8			2875m	DSQ			
3000m	3:13.060	8	16.000	12	3000m	DSQ			
3125m	3:21.135	8			3125m	DSQ			
3250m	3:29.242	8	16.182	13	3250m	DSQ			
3375m	3:37.370	8			3375m	DSQ			
3500m	3:45.470	8	16.228	14	3500m	DSQ			
3625m	3:53.589	8			3625m	DSQ			
3750m	4:01.731	8	16.261	15	3750m	DSQ			
3875m	4:09.963	8			3875m	DSQ			
4000m	4:18.170	8	16.439	16	4000m	DSQ			

1-3 November 2019

Men's Individual Pursuit / Poursuite individuelle hommes
Qualifying / Qualifications
Race Analysis / Analyse de la course

Heat 6

153 ERMENAUULT Corentin - FRA					269 STANISZEWSKI Daniel - POL				
Distance	Time	Rank	Lap Time	Lap	Distance	Time	Rank	Lap Time	
125m	13.710	11			125m	13.358	5		
250m	21.875	7	21.875	1	250m	21.372	4	21.372	
375m	29.619	6			375m	29.051	3		
500m	37.219	5	15.344	2	500m	36.631	3	15.259	
625m	44.737	5			625m	44.196	2		
750m	52.225	4	15.006	3	750m	51.841	3	15.210	
875m	59.692	4			875m	59.515	3		
1000m	1:07.168	3	14.943	4	1000m	1:07.236	4	15.395	
1125m	1:14.646	2			1125m	1:14.969	4		
1250m	1:22.162	2	14.994	5	1250m	1:22.675	5	15.439	
1375m	1:29.706	2			1375m	1:30.434	5		
1500m	1:37.340	2	15.178	6	1500m	1:38.256	8	15.581	
1625m	1:44.947	2			1625m	1:46.109	9		
1750m	1:52.616	3	15.276	7	1750m	1:53.949	9	15.693	
1875m	2:00.281	3			1875m	2:01.848	9		
2000m	2:07.994	4	15.378	8	2000m	2:09.789	9	15.840	
2125m	2:15.698	4			2125m	2:17.744	9		
2250m	2:23.461	5	15.467	9	2250m	2:25.710	9	15.921	
2375m	2:31.257	6			2375m	2:33.666	9		
2500m	2:39.083	6	15.622	10	2500m	2:41.688	9	15.978	
2625m	2:46.972	6			2625m	2:49.736	9		
2750m	2:54.941	7	15.858	11	2750m	2:57.785	9	16.097	
2875m	3:02.953	7			2875m	3:05.906	9		
3000m	3:11.021	7	16.080	12	3000m	3:14.149	9	16.364	
3125m	3:19.102	7			3125m	3:22.378	9		
3250m	3:27.208	7	16.187	13	3250m	3:30.640	10	16.491	
3375m	3:35.326	7			3375m	3:38.961	10		
3500m	3:43.454	7	16.246	14	3500m	3:47.322	10	16.682	
3625m	3:51.599	7			3625m	3:55.671	10		
3750m	3:59.742	7	16.288	15	3750m	4:03.999	10	16.677	
3875m	4:07.883	7			3875m	4:12.339	10		
4000m	4:15.999	7	16.257	16	4000m	4:20.844	10	16.845	

1-3 November 2019

Men's Individual Pursuit / Poursuite individuelle hommes
Qualifying / Qualifications
Race Analysis / Analyse de la course

Heat 7

279 EVTUSHENKO Alexander - RUS					199 ARCHIBALD John - GBR				
Distance	Time	Rank	Lap Time	Lap	Distance	Time	Rank	Lap Time	
125m	13.070	1			125m	13.839	13		
250m	21.137	1	21.137	1	250m	22.161	11	22.161	
375m	28.912	1			375m	29.955	11		
500m	36.579	2	15.442	2	500m	37.564	9	15.403	
625m	44.218	3			625m	45.103	8		
750m	51.780	1	15.201	3	750m	52.597	7	15.033	
875m	59.328	1			875m	1:00.084	7		
1000m	1:06.862	1	15.082	4	1000m	1:07.574	6	14.977	
1125m	1:14.395	1			1125m	1:15.067	5		
1250m	1:21.899	1	15.037	5	1250m	1:22.561	4	14.987	
1375m	1:29.408	1			1375m	1:30.063	4		
1500m	1:36.906	1	15.007	6	1500m	1:37.562	3	15.001	
1625m	1:44.372	1			1625m	1:45.050	3		
1750m	1:51.827	1	14.921	7	1750m	1:52.579	2	15.017	
1875m	1:59.338	1			1875m	2:00.085	2		
2000m	2:06.875	1	15.048	8	2000m	2:07.617	2	15.038	
2125m	2:14.427	1			2125m	2:15.164	2		
2250m	2:22.018	1	15.143	9	2250m	2:22.729	3	15.112	
2375m	2:29.631	1			2375m	2:30.312	3		
2500m	2:37.291	2	15.273	10	2500m	2:37.880	3	15.151	
2625m	2:44.968	2			2625m	2:45.454	3		
2750m	2:52.735	2	15.444	11	2750m	2:53.066	3	15.186	
2875m	3:00.554	2			2875m	3:00.704	3		
3000m	3:08.396	3	15.661	12	3000m	3:08.346	2	15.280	
3125m	3:16.264	3			3125m	3:16.007	2		
3250m	3:24.160	3	15.764	13	3250m	3:23.663	2	15.317	
3375m	3:32.038	3			3375m	3:31.295	2		
3500m	3:39.963	4	15.803	14	3500m	3:38.947	2	15.284	
3625m	3:47.913	4			3625m	3:46.635	2		
3750m	3:55.946	4	15.983	15	3750m	3:54.341	2	15.394	
3875m	4:03.988	4			3875m	4:02.074	2		
4000m	4:12.074	5	16.128	16	4000m	4:09.843	2	15.502	

1-3 November 2019

Men's Individual Pursuit / Poursuite individuelle hommes
Qualifying / Qualifications
Race Analysis / Analyse de la course

Heat 8

300 BISSEGER Stefan - SUI					217 GANNA Filippo - ITA				
Distance	Time	Rank	Lap Time	Lap	Distance	Time	Rank	Lap Time	
125m	13.202	3			125m	13.678	10		
250m	21.349	3	21.349	1	250m	22.042	8	22.042	
375m	29.009	2			375m	29.830	8		
500m	36.555	1	15.206	2	500m	37.493	7	15.451	
625m	44.147	1			625m	45.099	7		
750m	51.784	2	15.229	3	750m	52.728	8	15.235	
875m	59.408	2			875m	1:00.331	8		
1000m	1:07.061	2	15.277	4	1000m	1:07.929	8	15.201	
1125m	1:14.687	3			1125m	1:15.498	8		
1250m	1:22.324	3	15.263	5	1250m	1:23.064	9	15.135	
1375m	1:29.946	3			1375m	1:30.569	8		
1500m	1:37.582	4	15.258	6	1500m	1:38.076	5	15.012	
1625m	1:45.231	4			1625m	1:45.527	5		
1750m	1:52.894	4	15.312	7	1750m	1:52.978	5	14.902	
1875m	2:00.520	5			1875m	2:00.391	4		
2000m	2:08.200	5	15.306	8	2000m	2:07.815	3	14.837	
2125m	2:15.856	6			2125m	2:15.207	3		
2250m	2:23.480	6	15.280	9	2250m	2:22.563	2	14.748	
2375m	2:31.103	5			2375m	2:29.922	2		
2500m	2:38.702	5	15.222	10	2500m	2:37.272	1	14.709	
2625m	2:46.327	5			2625m	2:44.631	1		
2750m	2:53.964	5	15.262	11	2750m	2:51.981	1	14.709	
2875m	3:01.588	5			2875m	2:59.288	1		
3000m	3:09.239	4	15.275	12	3000m	3:06.541	1	14.560	
3125m	3:16.907	4			3125m	3:13.788	1		
3250m	3:24.569	4	15.330	13	3250m	3:21.000	1	14.459	
3375m	3:32.244	4			3375m	3:28.177	1		
3500m	3:39.892	3	15.323	14	3500m	3:35.355	1	14.355	
3625m	3:47.542	3			3625m	3:42.572	1		
3750m	3:55.162	3	15.270	15	3750m	3:49.795	1	14.440	
3875m	4:02.776	3			3875m	3:57.015	1		
4000m	4:10.391	3	15.229	16	4000m	4:04.252	1	14.457	

1-3 November 2019

Men's Individual Pursuit / Poursuite individuelle hommes
Qualifying / Qualifications
Race Analysis / Analyse de la course

Heat 9

181 WEINSTEIN Domenic - GER				Lap	234 ZHUMAKAN Alisher - KAZ			
Distance	Time	Rank	Lap Time		Distance	Time	Rank	Lap Time
125m	13.835	12			125m	13.927	14	
250m	22.142	10	22.142	1	250m	22.622	15	22.622
375m	29.934	10			375m	31.028	14	
500m	37.626	10	15.484	2	500m	39.280	16	16.658
625m	45.287	9			625m	47.469	16	
750m	52.945	9	15.319	3	750m	55.613	15	16.333
875m	1:00.515	9			875m	1:03.697	15	
1000m	1:08.034	9	15.089	4	1000m	1:11.783	15	16.170
1125m	1:15.527	9			1125m	1:19.858	15	
1250m	1:23.009	8	14.975	5	1250m	1:27.914	14	16.131
1375m	1:30.532	7			1375m	1:35.989	14	
1500m	1:38.086	6	15.077	6	1500m	1:44.090	14	16.176
1625m	1:45.627	6			1625m	1:52.193	14	
1750m	1:53.147	6	15.061	7	1750m	2:00.330	14	16.240
1875m	2:00.624	6			1875m	2:08.473	13	
2000m	2:08.238	6	15.091	8	2000m	2:16.526	13	16.196
2125m	2:15.781	5			2125m	2:24.569	12	
2250m	2:23.390	4	15.152	9	2250m	2:32.585	12	16.059
2375m	2:30.984	4			2375m	2:40.504	11	
2500m	2:38.595	4	15.205	10	2500m	2:48.392	11	15.807
2625m	2:46.206	4			2625m	2:56.332	11	
2750m	2:53.869	4	15.274	11	2750m	3:04.326	11	15.934
2875m	3:01.531	4			2875m	3:12.271	11	
3000m	3:09.260	5	15.391	12	3000m	3:20.200	11	15.874
3125m	3:16.956	5			3125m	3:28.111	11	
3250m	3:24.663	5	15.403	13	3250m	3:35.983	11	15.783
3375m	3:32.422	5			3375m	3:43.891	11	
3500m	3:40.186	5	15.523	14	3500m	3:51.898	11	15.915
3625m	3:48.113	5			3625m	3:59.935	12	
3750m	3:56.115	5	15.929	15	3750m	4:07.959	12	16.061
3875m	4:04.162	5			3875m	4:15.963	12	
4000m	4:12.168	6	16.053	16	4000m	4:23.979	12	16.020

1-3 November 2019

Men's Individual Pursuit / Poursuite individuelle hommes
Qualifying / Qualifications
Race Analysis / Analyse de la course

Heat 10

333 LAMBIE Ashton - USA					105 SHEMETAU Mikhail - BLR				
Distance	Time	Rank	Lap Time	Lap	Distance	Time	Rank	Lap Time	
125m	13.662	9			125m	13.953	15		
250m	22.043	9	22.043	1	250m	22.367	13	22.367	
375m	29.866	9			375m	30.224	12		
500m	37.493	7	15.450	2	500m	37.972	12	15.605	
625m	45.005	6			625m	45.677	11		
750m	52.531	6	15.038	3	750m	53.399	10	15.427	
875m	1:00.059	6			875m	1:01.095	10		
1000m	1:07.619	7	15.088	4	1000m	1:08.764	10	15.365	
1125m	1:15.237	7			1125m	1:16.458	10		
1250m	1:22.866	6	15.247	5	1250m	1:24.194	10	15.430	
1375m	1:30.504	6			1375m	1:31.918	10		
1500m	1:38.167	7	15.301	6	1500m	1:39.684	10	15.490	
1625m	1:45.794	7			1625m	1:47.457	10		
1750m	1:53.456	7	15.289	7	1750m	1:55.276	10	15.592	
1875m	2:01.123	7			1875m	2:03.138	10		
2000m	2:08.791	7	15.335	8	2000m	2:11.044	10	15.768	
2125m	2:16.476	7			2125m	2:18.947	10		
2250m	2:24.151	7	15.360	9	2250m	2:26.867	10	15.823	
2375m	2:31.812	7			2375m	2:34.821	10		
2500m	2:39.518	7	15.367	10	2500m	2:42.768	10	15.901	
2625m	2:47.170	7			2625m	2:50.701	10		
2750m	2:54.850	6	15.332	11	2750m	2:58.674	10	15.906	
2875m	3:02.583	6			2875m	3:06.600	10		
3000m	3:10.313	6	15.463	12	3000m	3:14.530	10	15.856	
3125m	3:18.024	6			3125m	3:22.530	10		
3250m	3:25.726	6	15.413	13	3250m	3:30.559	9	16.029	
3375m	3:33.461	6			3375m	3:38.607	9		
3500m	3:41.147	6	15.421	14	3500m	3:46.720	9	16.161	
3625m	3:48.802	6			3625m	3:54.777	9		
3750m	3:56.511	6	15.364	15	3750m	4:02.821	9	16.101	
3875m	4:04.210	6			3875m	4:10.841	9		
4000m	4:11.966	4	15.455	16	4000m	4:18.848	9	16.027	

Communiqué approved by the Secretary of the Commissaires Panel:

LEGEND
DSQ Disqualified

1-3 November 2019

Communiqué no. 86

Men's Individual Pursuit / Poursuite individuelle hommes
Qualifying / Qualifications
Start List / Liste de départ

Sun 3 Nov 2019 - Race distance: 4km

World Record	4:05.423 LAMBIE Ashton	USA Cochabamba (BOL)	6 SEP 2019
---------------------	------------------------	----------------------	------------

Heat	Race Number	Name	Team Code	Time
1	81	LEITAO Iuri	POR	_____
	165	EMADI Kian	GBR	_____
2	321	TSARENKO Kyrylo	UKR	_____
	135	LARSEN Niklas	DEN	_____
3	41	DZHUS Volodymyr	UKR	_____
	251	SUKHOV Maxim	MCT	_____
4	70	KORNILOVS Vitalijs	LAT	_____
	54	PIETRULA Nicolas	CZE	_____
5	96	HERREGODTS Rune	BEL	_____
	50	DEGUEURCE Joffrey	BIC	_____
6	153	ERMENAULT Corentin	FRA	_____
	269	STANISZEWSKI Daniel	POL	_____
7	279	EVTUSHENKO Alexander	RUS	_____
	199	ARCHIBALD John	HUB	_____
8	300	BISSEGGGER Stefan	SUI	_____
	217	GANNA Filippo	ITA	_____
9	181	WEINSTEIN Domenic	GER	_____
	234	ZHUMAKAN Alisher	KAZ	_____
10	333	LAMBIE Ashton	USA	_____
	105	SHEMETAU Mikhail	BLR	_____

Progression rule:

Fastest 2 riders race for Gold, and 3rd and 4th riders race for Bronze.

Communiqué approved by the Secretary of the Commissaires Panel:

1-3 November 2019

Communiqué no. 97

Women's Team Sprint / Vitesse par équipe femmes
World Cup Standings / Classement coupe du monde

As of FRI 1 NOV 2019

Event No 1	Minsk (BLR)	1-3 NOV 2019
Event No 2	Glasgow (GBR)	8-10 NOV 2019
Event No 3	Hong-Kong (HKG)	29 NOV-1 DEC 2019
Event No 4	Cambridge (NZL)	6-8 DEC 2019
Event No 5	Brisbane (AUS)	13-15 DEC 2019
Event No 6	Milton (CAN)	24-26 JAN 2020

Rank	Name	Team Code	Event No 1	Event No 2	Event No 3	Event No 4	Event No 5	Event No 6	Total Points
1	GAZPROM - RUSVELO	RVL		500,0					500,0
2	RUSSIAN FEDERATION	RUS		450,0					450,0
3	TEAM ERDGAS.2012	ERD		400,0					400,0
4	NETHERLANDS	NED		375,0					375,0
5	LITHUANIA	LTU		350,0					350,0
6	PEOPLE'S REPUBLIC OF CHINA	CHN		325,0					325,0
7	POLAND	POL		300,0					300,0
8	SPAIN	ESP		275,0					275,0
9	COLOMBIA	COL		250,0					250,0
10	UKRAINE	UKR		225,0					225,0
11	KOREA	KOR		205,0					205,0
12	INDONESIA	INA		190,0					190,0

1-3 November 2019

Communiqué no. 96

Women's Team Sprint / Vitesse par équipe femmes
Final Classification / Classement final

World Record	32.034 CHN - China	Saint-Quentin-En-Yvelines (FRA)	18 FEB 2015
---------------------	--------------------	---------------------------------	-------------

Rank	Team / Name	Lap 1	Time Lap 1-2	Average Speed km/h
------	-------------	-------	--------------	--------------------

Final for Gold

GOLD	1 RVL - Gazprom - Rusvelo	19.003	32.945	54,637
	296 ROGOVAYA Ekaterina		13.942	
	297 SHMELEVA Daria			

SILVER	2 RUS - Russian Federation	18.664	33.262	54,116
	288 ANTONOVA Natalia		14.598	
	290 GNIDENKO Ekaterina			

Final for Bronze

BRONZE	3 ERD - Team Erdgas.2012	18.909	33.016	54,519
	143 FRIEDRICH Lea Sophie		14.107	
	144 GRABOSCH Pauline Sophie			

	4 NED - Netherlands	19.279	33.238	54,155
	258 BRASPENNINCX Shanne		13.959	
	259 LAMBERINK Kyra			
	260 van der PEET Steffie	(R)		

Placed after First Round

	5 LTU - Lithuania
	242 KRUPECKAITE Simona
	243 MAROZAITE Migle

	6 CHN - China
	120 ZHANG Linyin
	122 ZHUANG Wei

	7 POL - Poland
	272 KARWACKA Marlena
	273 LOS Urszula

	8 ESP - Spain
	148 CALVO BARBERO Tania
	149 CASAS ROIGE Helena

Did not qualify for the first round

	9 COL - Colombia
	125 BAYONA PINEDA Martha
	126 GAVIRIA RENDON Juliana

	10 UKR - Ukraine
	323 BASOVA Liubov
	329 STARIKOVA Olena

	11 KOR - Republic of Korea
	235 KIM Soohyun
	236 LEE Hyejin

	12 INA - Indonesia
	206 DWI PUTRI Crismonita
	207 NOVANDA Elga Kharisma

1-3 November 2019

Communiqué no. 96

Women's Team Sprint / Vitesse par équipe femmes**Final Classification / Classement final**

Rank	Team / Name	Lap 1	Time Lap 1-2	Average Speed km/h
------	----------------	-------	-----------------	--------------------------

Communiqué approved by the Secretary of the Commissaires Panel:

Note:

Riders are presented in their starting order.

LEGEND**R** Replaced

1-3 November 2019

Women's Team Sprint / Vitesse par équipe femmes
Finals / Finales
Race Analysis / Analyse de la course

GOLD

RVL - Gazprom - Rusvelo				Lap	RUS - Russian Federation			
Distance	Time	Rank	Lap Time		Distance	Time	Rank	Lap Time
125m	11.470	2			125m	11.380	1	
250m	19.003	2	19.003	1	250m	18.664	1	18.664
375m	25.975	2			375m	25.907	1	
500m	32.945	1	13.942	2	500m	33.262	2	14.598

BRONZE

ERD - Team Erdgas.2012				Lap	NED - Netherlands			
Distance	Time	Rank	Lap Time		Distance	Time	Rank	Lap Time
125m	11.569	1			125m	11.802	2	
250m	18.909	1	18.909	1	250m	19.279	2	19.279
375m	25.888	1			375m	26.180	2	
500m	33.016	3	14.107	2	500m	33.238	4	13.959

Communiqué approved by the Secretary of the Commissaires Panel:

1-3 November 2019

Communiqué no. 95

Women's Team Sprint / Vitesse par équipe femmes
Finals / Finales
Start List / Liste de départ

Fri 1 Nov 2019 - Race distance: 2 laps

World Record	32.034 CHN - China	Saint-Quentin-En-Yvelines (FRA)	18 FEB 2015
---------------------	--------------------	---------------------------------	-------------

Heat	Race Number	Team / Name	Time
FOR BRONZE		ERD - Team Erdgas.2012	_____
	144	GRABOSCH Pauline Sophie	
	143	FRIEDRICH Lea Sophie	
		NED - Netherlands	_____
	259	LAMBERINK Kyra	
	258	BRASPENNINCX Shanne	
FOR GOLD		RVL - Gazprom - Rusvelo	_____
	296	ROGOVAYA Ekaterina	
	297	SHMELEVA Daria	
		RUS - Russian Federation	_____
	288	ANTONOVA Natalia	
	290	GNIDENKO Ekaterina	

Communiqué approved by the Secretary of the Commissaires Panel:

.....

Note:

The composition of the teams may be subject to change up to 30 minutes before the start of the race. Sorted in the order given by the team.

1-3 November 2019

Communiqué no. 94

Women's Team Sprint / Vitesse par équipe femmes
First Round / Premier tour
Results / Résultats

Fri 1 Nov 2019 - Race distance: 2 laps

World Record	32.034 CHN - China	Saint-Quentin-En-Yvelines (FRA)	18 FEB 2015
---------------------	--------------------	---------------------------------	-------------

Heat	Rank	Team / Name	Lap 1	Time Lap 1-2	Average Speed km/h	
1	1	NED - Netherlands	19.173	33.181	54,248	QB
		258 BRASPENNINCX Shanne		14.008		
		259 LAMBERINK Kyra				
		260 van der PEET Steffie				(R)
	2	CHN - China	19.034	33.379	53,926	
		120 ZHANG Linyin		14.345		
		122 ZHUANG Wei				
2	1	RUS - Russian Federation	18.637	33.154	54,292	QG
		288 ANTONOVA Natalia		14.517		
		290 GNIDENKO Ekaterina				
	2	LTU - Lithuania	19.159	33.354	53,967	
		242 KRUPECKAITE Simona		14.195		
		243 MAROZAITE Migle				
3	1	ERD - Team Erdgas.2012	18.885	33.162	54,279	QB
		143 FRIEDRICH Lea Sophie		14.277		
		144 GRABOSCH Pauline Sophie				
	2	POL - Poland	19.352	33.405	53,884	
		272 KARWACKA Marlena		14.053		
		273 LOS Urszula				
4	1	RVL - Gazprom - Rusvelo	19.008	32.962	54,608	QG
		296 ROGOVAYA Ekaterina		13.954		
		297 SHMELEVA Daria				
	2	ESP - Spain	19.337	33.763	53,313	
		148 CALVO BARBERO Tania		14.426		
		149 CASAS ROIGE Helena				

Progression rule:

The fastest two winning teams race for the gold and silver medals, and the other two winning teams race for the bronze medal. Losers are classified from 5th to 8th place by their times in the First Round.

Communiqué approved by the Secretary of the Commissaires Panel:

Note:

Riders are presented in their starting order.

LEGEND
QB Qualified for Bronze **QG** Qualified for Gold **R** Replaced

1-3 November 2019

Women's Team Sprint / Vitesse par équipe femmes
First Round / Premier tour
Race Analysis / Analyse de la course

Heat 1

CHN - China					NED - Netherlands				
Distance	Time	Rank	Lap Time	Lap	Distance	Time	Rank	Lap Time	
125m	11.647	1			125m	11.699	2		
250m	19.034	1	19.034	1	250m	19.173	2	19.173	
375m	26.102	2			375m	26.079	1		
500m	33.379	2	14.345	2	500m	33.181	1	14.008	

Heat 2

RUS - Russian Federation					LTU - Lithuania				
Distance	Time	Rank	Lap Time	Lap	Distance	Time	Rank	Lap Time	
125m	11.390	1			125m	11.666	2		
250m	18.637	1	18.637	1	250m	19.159	2	19.159	
375m	25.810	1			375m	26.213	2		
500m	33.154	1	14.517	2	500m	33.354	2	14.195	

Heat 3

ERD - Team Erdgas.2012					POL - Poland				
Distance	Time	Rank	Lap Time	Lap	Distance	Time	Rank	Lap Time	
125m	11.527	1			125m	11.814	2		
250m	18.885	1	18.885	1	250m	19.352	2	19.352	
375m	26.005	1			375m	26.369	2		
500m	33.162	1	14.277	2	500m	33.405	2	14.053	

Heat 4

RVL - Gazprom - Rusvelo					ESP - Spain				
Distance	Time	Rank	Lap Time	Lap	Distance	Time	Rank	Lap Time	
125m	11.454	1			125m	11.857	2		
250m	19.008	1	19.008	1	250m	19.337	2	19.337	
375m	25.964	1			375m	26.523	2		
500m	32.962	1	13.954	2	500m	33.763	2	14.426	

Communiqué approved by the Secretary of the Commissaires Panel:

1-3 November 2019

Communiqué no. 93 Rectificatif 1

Women's Team Sprint / Vitesse par équipe femmes
First Round / Premier tour
Start List / Liste de départ

Fri 1 Nov 2019 - Race distance: 2 laps

World Record	32.034 CHN - China	Saint-Quentin-En-Yvelines (FRA)	18 FEB 2015
---------------------	--------------------	---------------------------------	-------------

Heat	Race Number	Team / Name	Time
1		CHN - China	_____
	122	ZHUANG Wei	
	120	ZHANG Linyin	
		NED - Netherlands	_____
	259	LAMBERINK Kyra	
	258	BRASPENNINCX Shanne	
2		RUS - Russian Federation	_____
	288	ANTONOVA Natalia	
	290	GNIDENKO Ekaterina	
		LTU - Lithuania	_____
	243	MAROZAITE Migle	
	242	KRUPECKAITE Simona	
3		ERD - Team Erdgas.2012	_____
	144	GRABOSCH Pauline Sophie	
	143	FRIEDRICH Lea Sophie	
		POL - Poland	_____
	272	KARWACKA Marlena	
	273	LOS Urszula	

1-3 November 2019

Communiqué no. 93 Rectificatif 1

Women's Team Sprint / Vitesse par équipe femmes
First Round / Premier tour
Start List / Liste de départ

Fri 1 Nov 2019 - Race distance: 2 laps

Heat	Race Number	Team / Name	Time
4		RVL - Gazprom - Rusvelo	_____
	296	ROGOVAYA Ekaterina	
	297	SHMELEVA Daria	
		ESP - Spain	_____
	148	CALVO BARBERO Tania	
	149	CASAS ROIGE Helena	

Progression rule:

The fastest two winning teams race for the gold and silver medals, and the other two winning teams race for the bronze medal. Losers are classified from 5th to 8th place by their times in the First Round.

 Communiqué approved by the Secretary of the Commissaires Panel:

Note:

The composition of the teams may be subject to change up to 30 minutes before the start of the race. Sorted in the order given by the team.

1-3 November 2019
Communiqué no. 92

**Women's Team Sprint / Vitesse par équipe femmes
Qualifying / Qualifications
Results / Résultats**

Fri 1 Nov 2019 - Race distance: 2 laps

World Record	32.034 CHN - China	Saint-Quentin-En-Yvelines (FRA)	18 FEB 2015
---------------------	--------------------	---------------------------------	-------------

Rank	Team / Name	Lap 1	Time Lap 1-2	Average Speed km/h
1	RVL - Gazprom - Rusvelo 296 ROGOVAYA Ekaterina 297 SHMELEVA Daria	19.037 (3)	33.154 (1) 14.117 (1)	54,292
2	ERD - Team Erdgas.2012 144 GRABOSCH Pauline Sophie 143 FRIEDRICH Lea Sophie	19.033 (2)	33.311 (2) 14.278 (3)	54,036
3	RUS - Russian Federation 288 ANTONOVA Natalia 290 GNIDENKO Ekaterina	18.762 (1)	33.492 (3) 14.730 (11)	53,744
4	CHN - China 122 ZHUANG Wei 120 ZHANG Linyin	19.068 (4)	33.504 (4) 14.436 (5)	53,725
5	NED - Netherlands 259 LAMBERINK Kyra 260 van der PEET Steffie	19.104 (6)	33.551 (5) 14.447 (6)	53,650
6	LTU - Lithuania 243 MAROZAITE Migle 242 KRUPECKAITE Simona	19.186 (7)	33.644 (6) 14.458 (7)	53,501
7	POL - Poland 272 KARWACKA Marlena 273 LOS Urszula	19.479 (9)	33.691 (7) 14.212 (2)	53,427
8	ESP - Spain 148 CALVO BARBERO Tania 149 CASAS ROIGE Helena	19.352 (8)	33.854 (8) 14.502 (8)	53,169
9	COL - Colombia 126 GAVIRIA RENDON Juliana 125 BAYONA PINEDA Martha	19.571 (10)	33.957 (9) 14.386 (4)	53,008
10	UKR - Ukraine 329 STARIKOVA Olena 323 BASOVA Liubov	19.076 (5)	33.999 (10) 14.923 (12)	52,943
11	KOR - Republic of Korea 235 KIM Soohyun 236 LEE Hyejin	19.776 (11)	34.303 (11) 14.527 (9)	52,474
12	INA - Indonesia 207 NOVANDA Elga Kharisma 206 DWI PUTRI Crismonita	20.181 (12)	34.804 (12) 14.623 (10)	51,718

Progression rule:

Fastest 8 teams qualify for the first round.

1-3 November 2019

Communiqué no. 92

**Women's Team Sprint / Vitesse par équipe femmes
Qualifying / Qualifications
Results / Résultats**

Fri 1 Nov 2019 - Race distance: 2 laps

Rank	Team / Name	Lap 1	Time Lap 1-2	Average Speed km/h
------	----------------	-------	-----------------	--------------------------

Communiqué approved by the Secretary of the Commissaires Panel:

Note:

Riders are presented in their starting order.

1-3 November 2019

Women's Team Sprint / Vitesse par équipe femmes
Qualifying / Qualifications
Race Analysis / Analyse de la course

Heat 1					Heat 2				
Distance	INA - Indonesia		Lap Time	Lap	Distance	COL - Colombia		Lap Time	
	Time	Rank				Time	Rank		
125m	12.452	12			125m	11.938	10		
250m	20.181	12	20.181	1	250m	19.571	10	19.571	
375m	27.431	12			375m	26.747	10		
500m	34.804	12	14.623	2	500m	33.957	9	14.386	

Heat 3					Heat 4				
Distance	KOR - Republic of Korea		Lap Time	Lap	Distance	ESP - Spain		Lap Time	
	Time	Rank				Time	Rank		
125m	12.075	11			125m	11.874	8		
250m	19.776	11	19.776	1	250m	19.352	8	19.352	
375m	26.948	11			375m	26.513	7		
500m	34.303	11	14.527	2	500m	33.854	8	14.502	

Heat 5					Heat 6				
Distance	NED - Netherlands		Lap Time	Lap	Distance	UKR - Ukraine		Lap Time	
	Time	Rank				Time	Rank		
125m	11.661	3			125m	11.820	7		
250m	19.104	6	19.104	1	250m	19.076	5	19.076	
375m	26.260	5			375m	26.529	8		
500m	33.551	5	14.447	2	500m	33.999	10	14.923	

Heat 7					Heat 8				
Distance	LTU - Lithuania		Lap Time	Lap	Distance	POL - Poland		Lap Time	
	Time	Rank				Time	Rank		
125m	11.681	4			125m	11.931	9		
250m	19.186	7	19.186	1	250m	19.479	9	19.479	
375m	26.364	6			375m	26.548	9		
500m	33.644	6	14.458	2	500m	33.691	7	14.212	

Heat 9					Heat 10				
Distance	ERD - Team Erdgas.2012		Lap Time	Lap	Distance	RUS - Russian Federation		Lap Time	
	Time	Rank				Time	Rank		
125m	11.690	5			125m	11.459	1		
250m	19.033	2	19.033	1	250m	18.762	1	18.762	
375m	26.095	2			375m	26.101	3		
500m	33.311	2	14.278	2	500m	33.492	3	14.730	

Heat 11					Heat 12				
Distance	RVL - Gazprom - Rusvelo		Lap Time	Lap	Distance	CHN - China		Lap Time	
	Time	Rank				Time	Rank		
125m	11.469	2			125m	11.707	6		
250m	19.037	3	19.037	1	250m	19.068	4	19.068	
375m	26.074	1			375m	26.151	4		
500m	33.154	1	14.117	2	500m	33.504	4	14.436	

Communiqué approved by the Secretary of the Commissaires Panel:

1-3 November 2019

Communiqué no. 91

Women's Team Sprint / Vitesse par équipe femmes
Qualifying / Qualifications
Start List / Liste de départ

Fri 1 Nov 2019 - Race distance: 2 laps

World Record	32.034 CHN - China	Saint-Quentin-En-Yvelines (FRA)	18 FEB 2015
---------------------	--------------------	---------------------------------	-------------

Heat	Race Number	Team / Name	Time
1		INA - Indonesia	_____
	207	NOVANDA Elga Kharisma	
	206	DWI PUTRI Crismonita	
2		COL - Colombia	_____
	126	GAVIRIA RENDON Juliana	
	125	BAYONA PINEDA Martha	
3		KOR - Republic of Korea	_____
	235	KIM Soohyun	
	236	LEE Hyejin	
4		ESP - Spain	_____
	148	CALVO BARBERO Tania	
	149	CASAS ROIGE Helena	
5		NED - Netherlands	_____
	259	LAMBERINK Kyra	
	260	van der PEET Steffie	
6		UKR - Ukraine	_____
	329	STARIKOVA Olena	
	323	BASOVA Liubov	
7		LTU - Lithuania	_____
	243	MAROZAITE Migle	
	242	KRUPECKAITE Simona	
8		POL - Poland	_____
	272	KARWACKA Marlena	
	273	LOS Urszula	

1-3 November 2019

Communiqué no. 91

Women's Team Sprint / Vitesse par équipe femmes
Qualifying / Qualifications
Start List / Liste de départ

Fri 1 Nov 2019 - Race distance: 2 laps

Heat	Race Number	Team / Name	Time
9		ERD - Team Erdgas.2012	_____
	144	GRABOSCH Pauline Sophie	
	143	FRIEDRICH Lea Sophie	
10		RUS - Russian Federation	_____
	288	ANTONOVA Natalia	
	290	GNIDENKO Ekaterina	
11		RVL - Gazprom - Rusvelo	_____
	296	ROGOVAYA Ekaterina	
	297	SHMELEVA Daria	
12		CHN - China	_____
	122	ZHUANG Wei	
	120	ZHANG Linyin	

Progression rule:

Fastest 8 teams qualify for the first round.

Communiqué approved by the Secretary of the Commissaires Panel:

.....

Note:

The composition of the teams may be subject to change up to 30 minutes before the start of the race. Sorted in the order given by the team.

1-3 November 2019

Communiqué no. 111

Women's Sprint / Vitesse femmes
World Cup Standings / Classement coupe du monde

As of SAT 2 NOV 2019

Event No 1	Minsk (BLR)	1-3 NOV 2019
Event No 2	Glasgow (GBR)	8-10 NOV 2019
Event No 3	Hong-Kong (HKG)	29 NOV-1 DEC 2019
Event No 4	Cambridge (NZL)	6-8 DEC 2019
Event No 5	Brisbane (AUS)	13-15 DEC 2019
Event No 6	Milton (CAN)	24-26 JAN 2020

Rank	Name	Team Code	Event No 1	Event No 2	Event No 3	Event No 4	Event No 5	Event No 6	Total Points
1	LEE Wai Sze	HKG	500,0						500,0
2	VOINOVA Anastasiia	RUS	450,0						450,0
3	HINZE Emma	GER	400,0						400,0
4	MARQUARDT Mandy	USA	375,0						375,0
5	MARCHANT Katy	GBR	350,0						350,0
6	BRASPENNINCX Shanne	NED	325,0						325,0
7	van RIESEN Laurine	NED	300,0						300,0
8	KRUPECKAITE Simona	LTU	275,0						275,0
9	FRIEDRICH Lea Sophie	ERD	250,0						250,0
10	ZHONG Tianshi	CHN	225,0						225,0
11	GRABOSCH Pauline Sophie	ERD	205,0						205,0
12	GROS Mathilde	FRA	190,0						190,0
13	STARIKOVA Olena	UKR	175,0						175,0
14	CAPEWELL Sophie	TIN	160,0						160,0
15	BAYONA PINEDA Martha	COL	145,0						145,0
16	VECE Miriam	ITA	130,0						130,0
17	LEE Hoi Yan Jessica	HKS	120,0						120,0
18	GODBY Madalyn	USA	110,0						110,0
19	MAROZAITE Migle	LTU	100,0						100,0
20	GNIDENKO Ekaterina	RUS	90,0						90,0
21	CALVO BARBERO Tania	ESP	80,0						80,0
22	LOS Urszula	POL	70,0						70,0
23	OHTA Riyu	JPN	60,0						60,0
24	MUSTAPA Fatehah	MAS	50,0						50,0
25	BASOVA Liubov	UKR	1,0						1,0
25	CASAS ROIGE Helena	ESP	1,0						1,0
25	du PREEZ Charlene	RSA	1,0						1,0
25	DWI PUTRI Crismonita	INA	1,0						1,0
25	GAVIRIA RENDON Juliana	COL	1,0						1,0
25	KANKOVSKA Sara	CZE	1,0						1,0
25	KARWACKA Marlena	POL	1,0						1,0
25	KIM Soohyun	KOR	1,0						1,0
25	LI Yin Yin	HKS	1,0						1,0
25	MIADZVETSKAYA Dziyana	BLR	1,0						1,0
25	RODRIGUEZ Nicole	GUA	1,0						1,0
25	ROSIDI Anis Amira	SDF	1,0						1,0
25	STEWART Robyn	IRL	1,0						1,0
25	WANG Tzu Chun	TPE	1,0						1,0

1-3 November 2019

Communiqué no. 109

Women's Sprint / Vitesse femmes
Final Classification / Classement final

Rank	Race Number	Name	Team Code	1st Race	2nd Race	Decider
				200m Time:	10.948	11.341
				Average Speed km/h:	65,765	63,486
Final For Gold						
GOLD	1	194 LEE Wai Sze	HKG	Winner	Winner	
SILVER	2	294 VOINOVA Anastasiia	RUS	+0.012	+0.175	
				200m Time:	11.011	11.218
				Average Speed km/h:	65,389	64,183
Final For Bronze						
BRONZE	3	184 HINZE Emma	GER	Winner	Winner	
	4	339 MARQUARDT Mandy	USA	+0.336	+0.306	
Did not qualify for semifinals						
	5	171 MARCHANT Katy	GBR			
	6	258 BRASPENNINCX Shanne	NED			
	7	261 van RIESSSEN Laurine	NED			
	8	242 KRUPECKAITE Simona	LTU			
Did not qualify for 1/4 finals						
	9	143 FRIEDRICH Lea Sophie	ERD			
	10	121 ZHONG Tianshi	CHN			
	11	144 GRABOSCH Pauline Sophie	ERD			
	12	161 GROS Mathilde	FRA			REL
	13	329 STARIKOVA Olena	UKR			
	14	306 CAPEWELL Sophie	TIN			
	15	125 BAYONA PINEDA Martha	COL			
	16	226 VECE Miriam	ITA			
Did not qualify for 1/8 finals						
	17	197 LEE Hoi Yan Jessica	HKS			
	18	338 GODBY Madalyn	USA			
	19	243 MAROZAITA Migle	LTU			
	20	290 GNIDENKO Ekaterina	RUS			
	21	148 CALVO BARBERO Tania	ESP			
	22	273 LOS Urszula	POL			
	23	229 OHTA Riyu	JPN			
	24	245 MUSTAPA Fatehah	MAS			
	25	206 DWI PUTRI Crismonita	INA			
	26	126 GAVIRIA RENDON Juliana	COL			
	27	214 STEWART Robyn	IRL			
	28	323 BASOVA Liubov	UKR			

1-3 November 2019

Communiqué no. 109

Women's Sprint / Vitesse femmes
Final Classification / Classement final

Rank	Race Number	Name	Team Code	1st Race	2nd Race	Decider
------	-------------	------	-----------	----------	----------	---------

Did not qualify for 1/16 finals

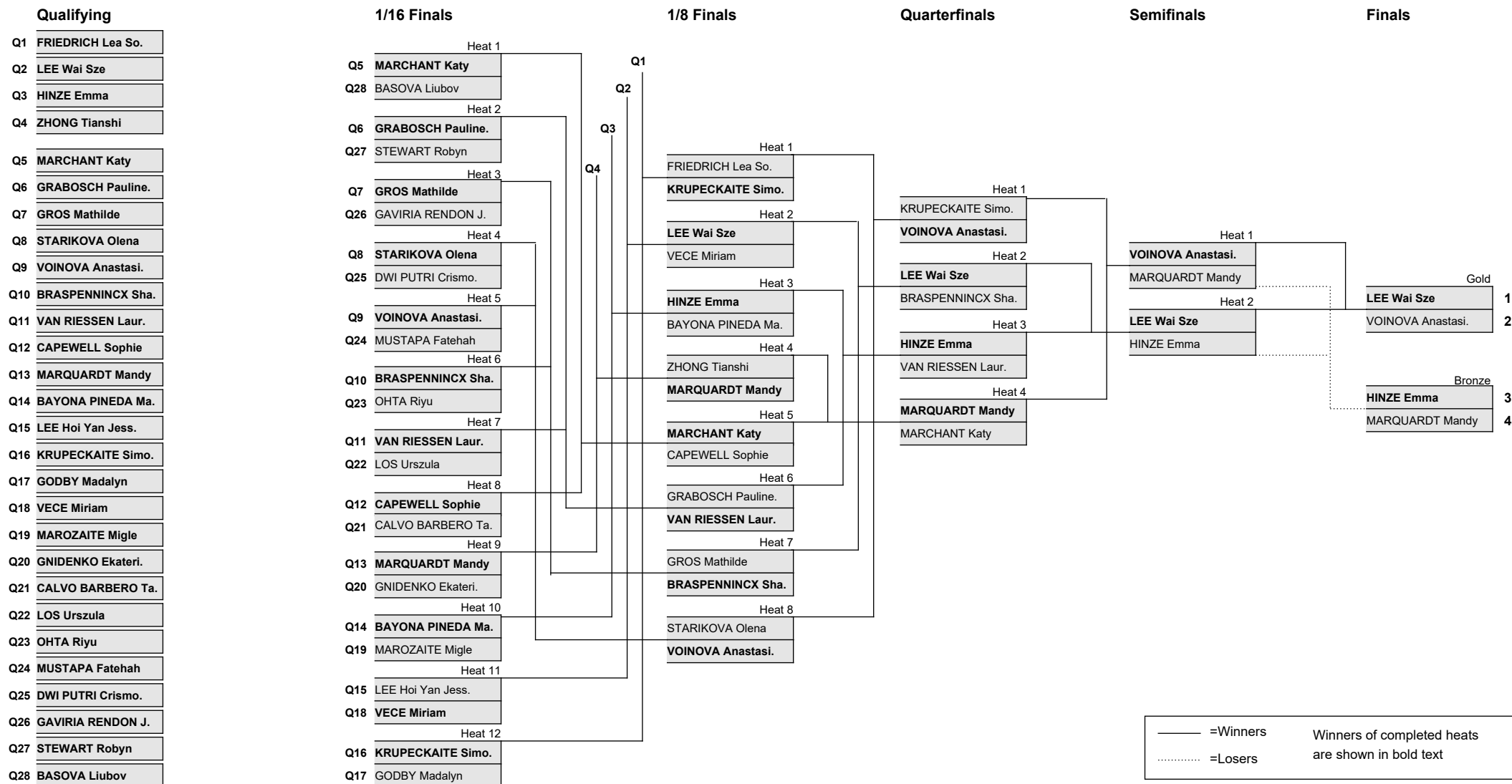
29	149	CASAS ROIGE Helena	ESP			
30	198	LI Yin Yin	HKS			
31	307	WANG Tzu Chun	TPE			
32	235	KIM Soohyun	KOR			
33	132	KANKOVSKA Sara	CZE			
34	276	du PREEZ Charlene	RSA			
35	272	KARWACKA Marlena	POL			
36	190	RODRIGUEZ Nicole	GUA			
37	108	MIADZVETSKAYA Dziyana	BLR			
38	299	ROSIDI Anis Amira	SDF			

Communiqué approved by the Secretary of the Commissaires Panel:

.....

LEGEND
REL Relegated

Women's Sprint / Vitesse femmes
Results Bracket / Tableau de progression



Communiqué approved by the Secretary of the Commissaires Panel:

1-3 November 2019

Communiqué no. 108

Women's Sprint / Vitesse femmes
Finals / Finales
Start List / Liste de départ

Sat 2 Nov 2019 - Race distance: 3 laps

Race Number	Name	Team Code	1st Race	2nd Race	Decider
200m Time:					
Average Speed km/h:					
For Bronze					
339	MARQUARDT Mandy	USA			
184	HINZE Emma	GER			
200m Time:					
Average Speed km/h:					
For Gold					
294	VOINOVA Anastasiia	RUS			
194	LEE Wai Sze	HKG			

Communiqué approved by the Secretary of the Commissaires Panel:

1-3 November 2019

Communiqué no. 107

Women's Sprint / Vitesse femmes
Semifinals / Demi-finales
Results / Résultats

Sat 2 Nov 2019 - Race distance: 3 laps

Rank	Race Number	Name	Team Code	1st Race	2nd Race	Decider
				200m Time:	11.232	11.316
				Average Speed km/h:	64,103	63,627
Heat 1						
1	294	VOINOVA Anastasiia	RUS	Winner	Winner	
2	339	MARQUARDT Mandy	USA	+0.254	+0.546	
				200m Time:	10.996	11.282
				Average Speed km/h:	65,478	63,818
Heat 2						
1	194	LEE Wai Sze	HKG	Winner	Winner	
2	184	HINZE Emma	GER	+0.041	+0.029	

Progression rule:

The winners race for the gold and silver medals. The losers race for the bronze medal.

Communiqué approved by the Secretary of the Commissaires Panel:

1-3 November 2019

Communiqué no. 106

Women's Sprint / Vitesse femmes
Semifinals / Demi-finales
Start List / Liste de départ
 Sat 2 Nov 2019 - Race distance: 3 laps

Race Number	Name	Team Code	1st Race	2nd Race	Decider
<i>Heat 1</i>					
		200m Time:			
		Average Speed km/h:			
294	VOINOVA Anastasiia	RUS			
339	MARQUARDT Mandy	USA			
<i>Heat 2</i>					
		200m Time:			
		Average Speed km/h:			
194	LEE Wai Size	HKG			
184	HINZE Emma	GER			

Progression rule:

The winners race for the gold and silver medals. The losers race for the bronze medal.

Communiqué approved by the Secretary of the Commissaires Panel:

1-3 November 2019

Communiqué no. 105

Women's Sprint / Vitesse femmes
Quarterfinals / Quart de finales
Results / Résultats

Sat 2 Nov 2019 - Race distance: 3 laps

Rank	Race Number	Name	Team Code	1st Race	2nd Race	Decider
				200m Time:	11.104	11.089
				Average Speed km/h:	64,841	64,929
Heat 1						
1	294	VOINOVA Anastasiia	RUS	Winner	Winner	
2	242	KRUPECKAITE Simona	LTU	+0.641	+0.071	
				200m Time:	11.220	10.977
				Average Speed km/h:	64,171	65,592
Heat 2						
1	194	LEE Wai Sze	HKG	Winner	Winner	
2	258	BRASPENNINCX Shanne	NED	+0.168	+0.115	
				200m Time:	11.154	11.207
				Average Speed km/h:	64,551	64,246
Heat 3						
1	184	HINZE Emma	GER	Winner	+0.004	Winner
2	261	van RIESSEN Laurine	NED	+0.383	Winner	+0.510
				200m Time:	11.387	11.462
				Average Speed km/h:	63,230	62,816
Heat 4						
1	339	MARQUARDT Mandy	USA	Winner	Winner	
2	171	MARCHANT Katy	GBR	+0.006	+0.055	

Progression rule:

The winner of each heat qualifies to the Semifinals.

Communiqué approved by the Secretary of the Commissaires Panel:

1-3 November 2019

Communiqué no. 104

Women's Sprint / Vitesse femmes
Quarterfinals / Quart de finales
Start List / Liste de départ
 Sat 2 Nov 2019 - Race distance: 3 laps

Race Number	Name	Team Code	1st Race	2nd Race	Decider
Heat 1					
		200m Time:			
		Average Speed km/h:			
242	KRUPECKAITE Simona	LTU			
294	VOINOVA Anastasiia	RUS			
Heat 2					
		200m Time:			
		Average Speed km/h:			
194	LEE Wai Sze	HKG			
258	BRASPENNINCX Shanne	NED			
Heat 3					
		200m Time:			
		Average Speed km/h:			
184	HINZE Emma	GER			
261	van RIESSEN Laurine	NED			
Heat 4					
		200m Time:			
		Average Speed km/h:			
339	MARQUARDT Mandy	USA			
171	MARCHANT Katy	GBR			

Progression rule:

The winner of each heat qualifies to the Semifinals.

Communiqué approved by the Secretary of the Commissaires Panel:

1-3 November 2019

Communiqué no. 103

Women's Sprint / Vitesse femmes
1/8 Finals / 1/8 de finale
Results / Résultats

Sat 2 Nov 2019 - Race distance: 3 laps

Rank	Race Number	Name	Team Code	
				200m Time: 11.370
				Average Speed km/h: 63,325
Heat 1				
1	242	KRUPECKAITE Simona	LTU	Winner
2	143	FRIEDRICH Lea Sophie	ERD	+0.030
				200m Time: 11.322
				Average Speed km/h: 63,593
Heat 2				
1	194	LEE Wai Sze	HKG	Winner
2	226	VECE Miriam	ITA	+0.621
				200m Time: 10.997
				Average Speed km/h: 65,472
Heat 3				
1	184	HINZE Emma	GER	Winner
2	125	BAYONA PINEDA Martha	COL	+0.091
				200m Time: 11.345
				Average Speed km/h: 63,464
Heat 4				
1	339	MARQUARDT Mandy	USA	Winner
2	121	ZHONG Tianshi	CHN	+0.000
				200m Time: 11.449
				Average Speed km/h: 62,888
Heat 5				
1	171	MARCHANT Katy	GBR	Winner
2	306	CAPEWELL Sophie	TIN	+0.317
				200m Time: 11.433
				Average Speed km/h: 62,976
Heat 6				
1	261	van RIESSEN Laurine	NED	Winner
2	144	GRABOSCH Pauline Sophie	ERD	+0.075
				200m Time: 11.395
				Average Speed km/h: 63,186
Heat 7				
1	258	BRASPENINCX Shanne	NED	Winner
2	161	GROS Mathilde	FRA	REL
				200m Time: 11.058
				Average Speed km/h: 65,111
Heat 8				
1	294	VOINOVA Anastasiia	RUS	Winner
2	329	STARIKOVA Olena	UKR	+0.008

Progression rule:

The winner of each heat qualifies to the Quarterfinals.

Communiqué approved by the Secretary of the Commissaires Panel:

No 161 GROS Mathilde (FRA)

Relegation for entering the sprinter's lane when the opponent was already there.....

Déclassement pour être entré dans le couloir des sprinters alors que son adversaire s'y trouvait déjà

1-3 November 2019

Communiqué no. 103

Women's Sprint / Vitesse femmes

1/8 Finals / 1/8 de finale

Results / Résultats

Sat 2 Nov 2019 - Race distance: 3 laps

Rank	Race Number	Name	Team Code
------	-------------	------	-----------

Note:

The average speed is taken over the last 200m.

LEGEND

REL Relegated

1-3 November 2019

Communiqué no. 102

Women's Sprint / Vitesse femmes
1/8 Finals / 1/8 de finale
Start List / Liste de départ

Sat 2 Nov 2019 - Race distance: 3 laps

Race Number	Name	Team Code
Heat 1		
		200m Time:
		Average Speed km/h:
143	FRIEDRICH Lea Sophie	ERD
242	KRUPECKAITE Simona	LTU
Heat 2		
		200m Time:
		Average Speed km/h:
194	LEE Wai Sze	HKG
226	VECE Miriam	ITA
Heat 3		
		200m Time:
		Average Speed km/h:
184	HINZE Emma	GER
125	BAYONA PINEDA Martha	COL
Heat 4		
		200m Time:
		Average Speed km/h:
121	ZHONG Tianshi	CHN
339	MARQUARDT Mandy	USA
Heat 5		
		200m Time:
		Average Speed km/h:
171	MARCHANT Katy	GBR
306	CAPEWELL Sophie	TIN
Heat 6		
		200m Time:
		Average Speed km/h:
144	GRABOSCH Pauline Sophie	ERD
261	van RIESSEN Laurine	NED
Heat 7		
		200m Time:
		Average Speed km/h:
161	GROS Mathilde	FRA
258	BRASPENNINCX Shanne	NED
Heat 8		
		200m Time:
		Average Speed km/h:
329	STARIKOVA Olena	UKR
294	VOINOVA Anastasiia	RUS

Progression rule:

The winner of each heat qualifies to the Quarterfinals.

Communiqué approved by the Secretary of the Commissaires Panel:

1-3 November 2019

Communiqué no. 101

Women's Sprint / Vitesse femmes
1/16 Finals / 1/16 de finale
Results / Résultats

Sat 2 Nov 2019 - Race distance: 3 laps

Rank	Race Number	Name	Team Code	
				200m Time: 11.677
				Average Speed km/h: 61,660
Heat 1				
1	171	MARCHANT Katy	GBR	Winner
2	323	BASOVA Liubov	UKR	+0.120
				200m Time: 11.198
				Average Speed km/h: 64,297
Heat 2				
1	144	GRABOSCH Pauline Sophie	ERD	Winner
2	214	STEWART Robyn	IRL	+0.143
				200m Time: 11.715
				Average Speed km/h: 61,460
Heat 3				
1	161	GROS Mathilde	FRA	Winner
2	126	GAVIRIA RENDON Juliana	COL	+0.335
				200m Time: 11.650
				Average Speed km/h: 61,803
Heat 4				
1	329	STARIKOVA Olena	UKR	Winner
2	206	DWI PUTRI Crismonita	INA	+0.134
				200m Time: 11.277
				Average Speed km/h: 63,847
Heat 5				
1	294	VOINOVA Anastasiia	RUS	Winner
2	245	MUSTAPA Fatehah	MAS	+0.241
				200m Time: 11.309
				Average Speed km/h: 63,666
Heat 6				
1	258	BRASPENNINCX Shanne	NED	Winner
2	229	OHTA Riyu	JPN	+0.077
				200m Time: 11.536
				Average Speed km/h: 62,413
Heat 7				
1	261	van RIESSEN Laurine	NED	Winner
2	273	LOS Urszula	POL	+0.027
				200m Time: 11.552
				Average Speed km/h: 62,327
Heat 8				
1	306	CAPEWELL Sophie	TIN	Winner
2	148	CALVO BARBERO Tania	ESP	+0.072
				200m Time: 11.686
				Average Speed km/h: 61,612
Heat 9				
1	339	MARQUARDT Mandy	USA	Winner
2	290	GNIDENKO Ekaterina	RUS	+0.049
				200m Time: 11.436
				Average Speed km/h: 62,959
Heat 10				
1	125	BAYONA PINEDA Martha	COL	Winner
2	243	MAROZAITA Migle	LTU	+0.139

1-3 November 2019

Communiqué no. 101

Women's Sprint / Vitesse femmes
1/16 Finals / 1/16 de finale
Results / Résultats

Sat 2 Nov 2019 - Race distance: 3 laps

Rank	Race Number	Name	Team Code	
				200m Time: 11.331
				Average Speed km/h: 63,542
Heat 11				
1	226	VECE Miriam	ITA	Winner
2	197	LEE Hoi Yan Jessica	HKS	+0.088
				200m Time: 11.525
				Average Speed km/h: 62,473
Heat 12				
1	242	KRUPECKAITE Simona	LTU	Winner
2	338	GODBY Madalyn	USA	+0.041

Progression rule:

The winner of each heat qualifies to the 1/8 Finals.

Communiqué approved by the Secretary of the Commissaires Panel:

Note:

The average speed is taken over the last 200m.

1-3 November 2019

Communiqué no. 100

Women's Sprint / Vitesse femmes
1/16 Finals / 1/16 de finale
Start List / Liste de départ

Sat 2 Nov 2019 - Race distance: 3 laps

Race Number	Name	Team Code
Heat 1		
		200m Time:
		Average Speed km/h:
171	MARCHANT Katy	GBR
323	BASOVA Liubov	UKR
Heat 2		
		200m Time:
		Average Speed km/h:
144	GRABOSCH Pauline Sophie	ERD
214	STEWART Robyn	IRL
Heat 3		
		200m Time:
		Average Speed km/h:
161	GROS Mathilde	FRA
126	GAVIRIA RENDON Juliana	COL
Heat 4		
		200m Time:
		Average Speed km/h:
329	STARIKOVA Olena	UKR
206	DWI PUTRI Crismonita	INA
Heat 5		
		200m Time:
		Average Speed km/h:
294	VOINOVA Anastasiia	RUS
245	MUSTAPA Fatehah	MAS
Heat 6		
		200m Time:
		Average Speed km/h:
258	BRASPENNINCX Shanne	NED
229	OHTA Riyu	JPN
Heat 7		
		200m Time:
		Average Speed km/h:
261	van RIESSEN Laurine	NED
273	LOS Urszula	POL
Heat 8		
		200m Time:
		Average Speed km/h:
306	CAPEWELL Sophie	TIN
148	CALVO BARBERO Tania	ESP
Heat 9		
		200m Time:
		Average Speed km/h:
339	MARQUARDT Mandy	USA
290	GNIDENKO Ekaterina	RUS
Heat 10		
		200m Time:
		Average Speed km/h:
125	BAYONA PINEDA Martha	COL
243	MAROZAITE Migle	LTU

1-3 November 2019

Communiqué no. 100

Women's Sprint / Vitesse femmes
1/16 Finals / 1/16 de finale
Start List / Liste de départ
 Sat 2 Nov 2019 - Race distance: 3 laps

Race Number	Name	Team Code
Heat 11		
		200m Time:
		Average Speed km/h:
197	LEE Hoi Yan Jessica	HKS
226	VECE Miriam	ITA
Heat 12		
		200m Time:
		Average Speed km/h:
242	KRUPECKAITE Simona	LTU
338	GODBY Madalyn	USA

Progression rule:

The winner of each heat qualifies to the 1/8 Finals.

Communiqué approved by the Secretary of the Commissaires Panel:

1-3 November 2019

Communiqué no. 99

Women's Sprint / Vitesse femmes
Qualifying / Qualifications
Results / Résultats

Sat 2 Nov 2019 - Race distance: 200m flying start (3,5 laps)

World Record	10.154 MITCHELL Kelsey	CAN Cochabamba (BOL)	4 SEP 2019
---------------------	------------------------	----------------------	------------

Rank	Race Number	Name	Team Code	100m	Time 100-200	Average Speed km/h
1	143	FRIEDRICH Lea Sophie	ERD	5.224 (2)	10.584 5.360 (1)	68,027
2	194	LEE Wai Sze	HKG	5.222 (1)	10.590 5.368 (3)	67,989
3	184	HINZE Emma	GER	5.294 (3)	10.660 5.366 (2)	67,542
4	121	ZHONG Tianshi	CHN	5.295 (4)	10.702 5.407 (4)	67,277
5	171	MARCHANT Katy	GBR	5.335 (7)	10.803 5.468 (7)	66,648
6	144	GRABOSCH Pauline Sophie	ERD	5.363 (10)	10.805 5.442 (5)	66,636
7	161	GROS Mathilde	FRA	5.340 (8)	10.805 5.465 (6)	66,636
8	329	STARIKOVA Olena	UKR	5.331 (6)	10.816 5.485 (9)	66,568
9	294	VOINOVA Anastasiia	RUS	5.325 (5)	10.827 5.502 (11)	66,500
10	258	BRASPENNINCX Shanne	NED	5.358 (9)	10.831 5.473 (8)	66,476
11	261	van RIESEN Laurine	NED	5.385 (12)	10.883 5.498 (10)	66,158
12	306	CAPEWELL Sophie	TIN	5.379 (11)	10.892 5.513 (12)	66,104
13	339	MARQUARDT Mandy	USA	5.391 (13)	10.928 5.537 (13)	65,886
14	125	BAYONA PINEDA Martha	COL	5.404 (15)	10.945 5.541 (16)	65,783
15	197	LEE Hoi Yan Jessica	HKS	5.407 (16)	10.975 5.568 (17)	65,604
16	242	KRUPECKAITE Simona	LTU	5.439 (17)	10.978 5.539 (14)	65,586
17	338	GODBY Madalyn	USA	5.442 (18)	10.982 5.540 (15)	65,562
18	226	VECE Miriam	ITA	5.394 (14)	10.985 5.591 (18)	65,544
19	243	MAROZAITE Migele	LTU	5.455 (19)	11.061 5.606 (20)	65,094
20	290	GNIDENKO Ekaterina	RUS	5.455 (19)	11.085 5.630 (22)	64,953
21	148	CALVO BARBERO Tania	ESP	5.488 (22)	11.089 5.601 (19)	64,929

1-3 November 2019

Communiqué no. 99

Women's Sprint / Vitesse femmes
Qualifying / Qualifications
Results / Résultats

Sat 2 Nov 2019 - Race distance: 200m flying start (3,5 laps)

Rank	Race Number	Name	Team Code	100m	Time 100-200	Average Speed km/h
22	273	LOS Urszula	POL	5.461 (21)	11.113 5.652 (23)	64,789
23	229	OHTA Riyu	JPN	5.496 (23)	11.124 5.628 (21)	64,725
24	245	MUSTAPA Fatehah	MAS	5.500 (24)	11.168 5.668 (24)	64,470
25	206	DWI PUTRI Crismonita	INA		11.194	64,320
26	126	GAVIRIA RENDON Juliana	COL	5.566 (26)	11.299 5.733 (25)	63,722
27	214	STEWART Robyn	IRL	5.565 (25)	11.322 5.757 (26)	63,593
28	323	BASOVA Liubov	UKR	5.583 (27)	11.370 5.787 (27)	63,325
29	149	CASAS ROIGE Helena	ESP	5.598 (28)	11.445 5.847 (31)	62,910
30	198	LI Yin Yin	HKS	5.622 (30)	11.459 5.837 (29)	62,833
31	307	WANG Tzu Chun	TPE	5.654 (33)	11.463 5.809 (28)	62,811
32	235	KIM Soohyun	KOR	5.638 (32)	11.475 5.837 (29)	62,745
33	132	KANKOVSKA Sara	CZE	5.618 (29)	11.479 5.861 (32)	62,723
34	276	du PREEZ Charlene	RSA	5.634 (31)	11.503 5.869 (33)	62,592
35	272	KARWACKA Marlina	POL	5.683 (34)	11.590 5.907 (34)	62,123
36	190	RODRIGUEZ Nicole	GUA	5.690 (35)	11.611 5.921 (35)	62,010
37	108	MIADZVETSKAYA Dziyana	BLR	5.690 (35)	11.614 5.924 (36)	61,994
38	299	ROSIDI Anis Amira	SDF	5.751 (37)	11.767 6.016 (37)	61,188

Progression rule:

Top 4 riders qualify for 1/8 Finals. 5th to 28th places qualify for 1/16 Finals.

Communiqué approved by the Secretary of the Commissaires Panel:

1-3 November 2019
Communiqué no. 98
Women's Sprint / Vitesse femmes
Qualifying / Qualifications
Start List / Liste de départ

Sat 2 Nov 2019 - Race distance: 200m flying start (3,5 laps)

World Record	10.154 MITCHELL Kelsey	CAN Cochabamba (BOL)	4 SEP 2019
---------------------	------------------------	----------------------	------------

Order	Race Number	Name	Team Code	Time
1	108	MIADZVETSKAYA Dziyana	BLR	_____
2	235	KIM Soohyun	KOR	_____
3	290	GNIDENKO Ekaterina	RUS	_____
4	272	KARWACKA Marlena	POL	_____
5	132	KANKOVSKA Sara	CZE	_____
6	299	ROSIDI Anis Amira	SDF	_____
7	307	WANG Tzu Chun	TPE	_____
8	245	MUSTAPA Fatehah	MAS	_____
9	144	GRABOSCH Pauline Sophie	ERD	_____
10	323	BASOVA Liubov	UKR	_____
11	190	RODRIGUEZ Nicole	GUA	_____
12	126	GAVIRIA RENDON Juliana	COL	_____
13	214	STEWART Robyn	IRL	_____
14	258	BRASPENNINCX Shanne	NED	_____
15	149	CASAS ROIGE Helena	ESP	_____
16	198	LI Yin Yin	HKS	_____
17	306	CAPEWELL Sophie	TIN	_____
18	229	OHTA Riyu	JPN	_____
19	276	du PREEZ Charlene	RSA	_____
20	338	GODBY Madalyn	USA	_____
21	273	LOS Urszula	POL	_____
22	206	DWI PUTRI Crismonita	INA	_____
23	226	VECE Miriam	ITA	_____
24	339	MARQUARDT Mandy	USA	_____
25	243	MAROZAITE Migle	LTU	_____
26	261	van RIESSEN Laurine	NED	_____
27	148	CALVO BARBERO Tania	ESP	_____
28	197	LEE Hoi Yan Jessica	HKS	_____
29	125	BAYONA PINEDA Martha	COL	_____
30	184	HINZE Emma	GER	_____
31	171	MARCHANT Katy	GBR	_____
32	143	FRIEDRICH Lea Sophie	ERD	_____

1-3 November 2019

Communiqué no. 98

Women's Sprint / Vitesse femmes
Qualifying / Qualifications
Start List / Liste de départ

Sat 2 Nov 2019 - Race distance: 200m flying start (3,5 laps)

Order	Race Number	Name	Team Code	Time
33	161	GROS Mathilde	FRA	_____
34	242	KRUPECKAITE Simona	LTU	_____
35	121	ZHONG Tianshi	CHN	_____
36	294	VOINOVA Anastasiia	RUS	_____
37	329	STARIKOVA Olena	UKR	_____
38	194	LEE Wai Sze	HKG	_____

Progression rule:

Top 4 riders qualify for 1/8 Finals. 5th to 28th places qualify for 1/16 Finals.

Communiqué approved by the Secretary of the Commissaires Panel:

1-3 November 2019

Communiqué no. 120

Women's Keirin / Keirin femmes
World Cup Standings / Classement coupe du monde
 As of SUN 3 NOV 2019

Event No 1	Minsk (BLR)	1-3 NOV 2019
Event No 2	Glasgow (GBR)	8-10 NOV 2019
Event No 3	Hong-Kong (HKG)	29 NOV-1 DEC 2019
Event No 4	Cambridge (NZL)	6-8 DEC 2019
Event No 5	Brisbane (AUS)	13-15 DEC 2019
Event No 6	Milton (CAN)	24-26 JAN 2020

Rank	Name	Team Code	Event No 1	Event No 2	Event No 3	Event No 4	Event No 5	Event No 6	Total Points
1	HINZE Emma	GER	500,0						500,0
2	GROS Mathilde	FRA	450,0						450,0
2	LEE Hyejin	KOR	450,0						450,0
4	BAYONA PINEDA Martha	COL	375,0						375,0
5	LEE Wai Sze	HKG	350,0						350,0
6	ZHONG Tianshi	CHN	325,0						325,0
7	FRIEDRICH Lea Sophie	ERD	300,0						300,0
8	STEWART Robyn	IRL	275,0						275,0
9	DWI PUTRI Crismonita	INA	250,0						250,0
10	OHTA Riyu	JPN	225,0						225,0
11	MARCHANT Katy	GBR	205,0						205,0
12	VOINOVA Anastasiia	RUS	190,0						190,0
13	CAPEWELL Sophie	TIN	175,0						175,0
13	KANKOVSKA Sara	CZE	175,0						175,0
13	KRUPECKAITE Simona	LTU	175,0						175,0
13	LOS Urszula	POL	175,0						175,0
13	MUSTAPA Fatehah	MAS	175,0						175,0
13	van RIESEN Laurine	NED	175,0						175,0
19	CASAS ROIGE Helena	ESP	100,0						100,0
19	DEGRENDELE Nicky	BCC	100,0						100,0
19	du PREEZ Charlene	RSA	100,0						100,0
19	LEE Hoi Yan Jessica	HKS	100,0						100,0
19	MARQUARDT Mandy	USA	100,0						100,0
19	ROSIDI Anis Amira	SDF	100,0						100,0
25	MIADZVETSKAYA Dziyana	BLR	1,0						1,0
25	RODRIGUEZ Nicole	GUA	1,0						1,0
25	SHMELEVA Daria	RVL	1,0						1,0
25	VECE Miriam	ITA	1,0						1,0
25	WANG Tzu Chun	TPE	1,0						1,0

1-3 November 2019

Communiqué no. 119

Women's Keirin / Keirin femmes
Final Classification / Classement final

Sun 3 Nov 2019 - Race distance: 6 laps

Rank	Race Number	Name	Team Code	Time Behind
------	-------------	------	-----------	-------------

Final 1-6

 200m Time: 11.174
 Average Speed: 64,435km/h

1	184	HINZE Emma	GER	
2	161	GROS Mathilde	FRA	+0.098
2	236	LEE Hyejin	KOR	+0.098
4	125	BAYONA PINEDA Martha	COL	+0.111
5	194	LEE Wai Sze	HKG	+0.207
6	121	ZHONG Tianshi	CHN	+0.341

Final 7-12

 200m Time: 11.474
 Average Speed: 62,751km/h

7	143	FRIEDRICH Lea Sophie	ERD	
8	214	STEWART Robyn	IRL	+0.070
9	206	DWI PUTRI Crismonita	INA	+0.160
10	229	OHTA Riyu	JPN	+0.487
11	171	MARCHANT Katy	GBR	+0.730
12	294	VOINOVA Anastasiia	RUS	DNS

Did not qualify from Repechages

13	132	KANKOVSKA Sara	CZE	
13	242	KRUPECKAITE Simona	LTU	
13	245	MUSTAPA Fatehah	MAS	
13	261	van RIESEN Laurine	NED	
13	273	LOS Urszula	POL	
13	306	CAPEWELL Sophie	TIN	
19	94	DEGRENDELE Nicky	BCC	
19	149	CASAS ROIGE Helena	ESP	
19	197	LEE Hoi Yan Jessica	HKS	
19	276	du PREEZ Charlene	RSA	
19	299	ROSIDI Anis Amira	SDF	
19	339	MARQUARDT Mandy	USA	
25	108	MIADZVETSKAYA Dziyana	BLR	
25	190	RODRIGUEZ Nicole	GUA	
25	226	VECE Miriam	ITA	
25	297	SHMELEVA Daria	RVL	
25	307	WANG Tzu Chun	TPE	

Did not qualify from First Round

323	BASOVA Liubov	UKR	DNS
-----	---------------	-----	-----

1-3 November 2019

Communiqué no. 119

Women's Keirin / Keirin femmes**Final Classification / Classement final**

Sun 3 Nov 2019 - Race distance: 6 laps

Rank	Race Number	Name	Team Code	Time Behind
------	-------------	------	-----------	-------------

Communiqué approved by the Secretary of the Commissaires Panel:
.....**LEGEND****DNS** Did Not Start

1-3 November 2019

Communiqué no. 118

Women's Keirin / Keirin femmes
Finals / Finales
Start List / Liste de départ
 Sun 3 Nov 2019 - Race distance: 6 laps

Race Number	Name	Team Code
Final 7-12		
143	FRIEDRICH Lea Sophie	ERD
171	MARCHANT Katy	GBR
206	DWI PUTRI Crismonita	INA
214	STEWART Robyn	IRL
229	OHTA Riyu	JPN
294	VOINOVA Anastasiia	RUS
Final 1-6		
121	ZHONG Tianshi	CHN
125	BAYONA PINEDA Martha	COL
161	GROS Mathilde	FRA
184	HINZE Emma	GER
194	LEE Wai Sze	HKG
236	LEE Hyejin	KOR

Communiqué approved by the Secretary of the Commissaires Panel:

.....

1-3 November 2019

Communiqué no. 117

Women's Keirin / Keirin femmes
Second Round / Deuxième tour
Results / Résultats

Sun 3 Nov 2019 - Race distance: 6 laps

Rank	Race Number	Name	Team Code	Time Behind
------	-------------	------	-----------	-------------

Heat 1

200m Time: 11.322
 Average Speed: 63,593km/h

1	194	LEE Wai Sze	HKG	
2	125	BAYONA PINEDA Martha	COL	+0.124
3	121	ZHONG Tianshi	CHN	+0.134
4	206	DWI PUTRI Crismonita	INA	+0.190
5	229	OHTA Riyu	JPN	+0.367
6	294	VOINOVA Anastasiia	RUS	DNF

Heat 2

200m Time: 11.482
 Average Speed: 62,707km/h

1	236	LEE Hyejin	KOR	
2	184	HINZE Emma	GER	+0.040
3	161	GROS Mathilde	FRA	+0.059
4	171	MARCHANT Katy	GBR	+0.083
5	214	STEWART Robyn	IRL	+0.243
6	143	FRIEDRICH Lea Sophie	ERD	+0.640

Progression rule:

The first three riders in each heat qualify to Final 1-6, all other riders advance to Final 7-12.

Communiqué approved by the Secretary of the Commissaires Panel:

.....

LEGEND

DNF Did Not Finish

1-3 November 2019

Communiqué no. 116

Women's Keirin / Keirin femmes
Second Round / Deuxième tour
Start List / Liste de départ

Sun 3 Nov 2019 - Race distance: 6 laps

Race Number	Name	Team Code
Heat 1		
121	ZHONG Tianshi	CHN
125	BAYONA PINEDA Martha	COL
194	LEE Wai Sze	HKG
206	DWI PUTRI Crismonita	INA
229	OHTA Riyu	JPN
294	VOINOVA Anastasiia	RUS
Heat 2		
143	FRIEDRICH Lea Sophie	ERD
161	GROS Mathilde	FRA
171	MARCHANT Katy	GBR
184	HINZE Emma	GER
214	STEWART Robyn	IRL
236	LEE Hyejin	KOR

Progression rule:

The first three riders in each heat qualify to Final 1-6, all other riders advance to Final 7-12.

Communiqué approved by the Secretary of the Commissaires Panel:

1-3 November 2019

Communiqué no. 115

Women's Keirin / Keirin femmes
First Round Repechage / Repêchage premier tour
Results / Résultats

Sun 3 Nov 2019 - Race distance: 6 laps

Rank	Race Number	Name	Team Code	Time Behind
200m Time: 11.427 Average Speed: 63,009km/h				
Heat 1				
1	121	ZHONG Tianshi	CHN	
2	132	KANKOVSKA Sara	CZE	+0.368
3	149	CASAS ROIGE Helena	ESP	+0.447
4	226	VECE Miriam	ITA	+0.572
200m Time: 11.521 Average Speed: 62,495km/h				
Heat 2				
1	161	GROS Mathilde	FRA	
2	273	LOS Urszula	POL	+0.008
3	94	DEGRENDELE Nicky	BCC	+0.044
4	297	SHMELEVA Daria	RVL	+0.135
200m Time: 11.469 Average Speed: 62,778km/h				
Heat 3				
1	229	OHTA Riyu	JPN	
2	242	KRUPECKAITE Simona	LTU	+0.337
3	299	ROSIDI Anis Amira	SDF	+0.468
4	190	RODRIGUEZ Nicole	GUA	+1.115
200m Time: 11.186 Average Speed: 64,366km/h				
Heat 4				
1	143	FRIEDRICH Lea Sophie	ERD	
2	306	CAPEWELL Sophie	TIN	+0.063
3	197	LEE Hoi Yan Jessica	HKS	+0.187
200m Time: 11.594 Average Speed: 62,101km/h				
Heat 5				
1	206	DWI PUTRI Crismonita	INA	
2	245	MUSTAPA Fatehah	MAS	+0.043
3	339	MARQUARDT Mandy	USA	+0.167
4	108	MIADZVETSKAYA Dziyana	BLR	+1.467
200m Time: 11.223 Average Speed: 64,154km/h				
Heat 6				
1	171	MARCHANT Katy	GBR	
2	261	van RIESSEN Laurine	NED	+0.015
3	276	du PREEZ Charlene	RSA	+0.456
4	307	WANG Tzu Chun	TPE	+1.298

1-3 November 2019

Communiqué no. 115

Women's Keirin / Keirin femmes
First Round Repechage / Repêchage premier tour
Results / Résultats

Sun 3 Nov 2019 - Race distance: 6 laps

Rank	Race Number	Name	Team Code	Time Behind
------	-------------	------	-----------	-------------

Progression rule:

The first rider riders in each heat qualify to 2nd Round.

Communiqué approved by the Secretary of the Commissaires Panel:
.....

1-3 November 2019

Communiqué no. 114

Women's Keirin / Keirin femmes
First Round Repechage / Repêchage premier tour
Start List / Liste de départ
 Sun 3 Nov 2019 - Race distance: 6 laps

Race Number	Name	Team Code
Heat 1		
121	ZHONG Tianshi	CHN
132	KANKOVSKA Sara	CZE
149	CASAS ROIGE Helena	ESP
226	VECE Miriam	ITA
Heat 2		
94	DEGRENDELE Nicky	BCC
161	GROS Mathilde	FRA
273	LOS Urszula	POL
297	SHMELEVA Daria	RVL
Heat 3		
190	RODRIGUEZ Nicole	GUA
229	OHTA Riyu	JPN
242	KRUPECKAITE Simona	LTU
299	ROSIDI Anis Amira	SDF
Heat 4		
143	FRIEDRICH Lea Sophie	ERD
197	LEE Hoi Yan Jessica	HKS
306	CAPEWELL Sophie	TIN
Heat 5		
108	MIADZVETSKAYA Dziyana	BLR
206	DWI PUTRI Crismonita	INA
245	MUSTAPA Fatehah	MAS
339	MARQUARDT Mandy	USA
Heat 6		
171	MARCHANT Katy	GBR
261	van RIESSSEN Laurine	NED
276	du PREEZ Charlene	RSA
307	WANG Tzu Chun	TPE

Progression rule:

The first rider riders in each heat qualify to 2nd Round.

Communiqué approved by the Secretary of the Commissaires Panel:

1-3 November 2019

Communiqué no. 113

Women's Keirin / Keirin femmes
First Round / Premier tour
Results / Résultats

Sun 3 Nov 2019 - Race distance: 6 laps

Rank	Race Number	Name	Team Code	Time Behind
200m Time: 11.078 Average Speed: 64,994km/h				
Heat 1				
1	194	LEE Wai Sze	HKG	
2	226	VECE Miriam	ITA	
3	261	van RIESSEN Laurine	NED	+0.475
4	339	MARQUARDT Mandy	USA	+0.897
	323	BASOVA Liubov	UKR	DNS
200m Time: 11.202 Average Speed: 64,274km/h				
Heat 2				
1	236	LEE Hyejin	KOR	
2	273	LOS Urszula	POL	+0.030
3	206	DWI PUTRI Crismonita	INA	+0.189
4	197	LEE Hoi Yan Jessica	HKS	+0.253
5	299	ROSIDI Anis Amira	SDF	+1.590
200m Time: 11.877 Average Speed: 60,621km/h				
Heat 3				
1	214	STEWART Robyn	IRL	
2	229	OHTA Riyu	JPN	+0.642
3	143	FRIEDRICH Lea Sophie	ERD	+1.009
4	190	RODRIGUEZ Nicole	GUA	+1.265
	297	SHMELEVA Daria	RVL	DNF
200m Time: 11.158 Average Speed: 64,528km/h				
Heat 4				
1	294	VOINOVA Anastasiia	RUS	
2	306	CAPEWELL Sophie	TIN	+0.095
3	242	KRUPECKAITE Simona	LTU	+0.119
4	161	GROS Mathilde	FRA	+0.131
5	132	KANKOVSKA Sara	CZE	+0.361
200m Time: 11.375 Average Speed: 63,297km/h				
Heat 5				
1	125	BAYONA PINEDA Martha	COL	
2	245	MUSTAPA Fatehah	MAS	+0.062
3	94	DEGRENDELE Nicky	BCC	+0.144
4	149	CASAS ROIGE Helena	ESP	+0.195
5	307	WANG Tzu Chun	TPE	+0.340

1-3 November 2019

Communiqué no. 113

Women's Keirin / Keirin femmes
First Round / Premier tour
Results / Résultats

Sun 3 Nov 2019 - Race distance: 6 laps

Rank	Race Number	Name	Team Code	Time Behind
------	-------------	------	-----------	-------------

Heat 6

 200m Time: 11.225
 Average Speed: 64,143km/h

1	184	HINZE Emma	GER	
2	171	MARCHANT Katy	GBR	+0.006
3	121	ZHONG Tianshi	CHN	+0.026
4	276	du PREEZ Charlene	RSA	+0.145
5	108	MIADZVETSKAYA Dziyana	BLR	+0.978

Progression rule:

The first rider in each heat qualify to the Second round, all other riders advance to the repechages.

Communiqué approved by the Secretary of the Commissaires Panel:

LEGEND
DNF Did Not Finish **DNS** Did Not Start

1-3 November 2019

Communiqué no. 112

Women's Keirin / Keirin femmes
First Round / Premier tour
Start List / Liste de départ

Sun 3 Nov 2019 - Race distance: 6 laps

Race Number	Name	Team Code
Heat 1		
194	LEE Wai Sze	HKG
226	VECE Miriam	ITA
261	van RIESSEN Laurine	NED
323	BASOVA Liubov	UKR
339	MARQUARDT Mandy	USA
Heat 2		
197	LEE Hoi Yan Jessica	HKS
206	DWI PUTRI Crismonita	INA
236	LEE Hyejin	KOR
273	LOS Urszula	POL
299	ROSIDI Anis Amira	SDF
Heat 3		
143	FRIEDRICH Lea Sophie	ERD
190	RODRIGUEZ Nicole	GUA
214	STEWART Robyn	IRL
229	OHTA Riyu	JPN
297	SHMELEVA Daria	RVL
Heat 4		
132	KANKOVSKA Sara	CZE
161	GROS Mathilde	FRA
242	KRUPECKAITE Simona	LTU
294	VOINOVA Anastasiia	RUS
306	CAPEWELL Sophie	TIN
Heat 5		
94	DEGRENDELE Nicky	BCC
125	BAYONA PINEDA Martha	COL
149	CASAS ROIGE Helena	ESP
245	MUSTAPA Fatehah	MAS
307	WANG Tzu Chun	TPE
Heat 6		
108	MIADZVETSKAYA Dziyana	BLR
121	ZHONG Tianshi	CHN
171	MARCHANT Katy	GBR
184	HINZE Emma	GER

1-3 November 2019

Communiqué no. 112

Women's Keirin / Keirin femmes
First Round / Premier tour
Start List / Liste de départ
Sun 3 Nov 2019 - Race distance: 6 laps

Race Number	Name	Team Code
-------------	------	-----------

276	du PREEZ Charlene	RSA
-----	-------------------	-----

Progression rule:

The first rider in each heat qualify to the Second round, all other riders advance to the repechages.

Communiqué approved by the Secretary of the Commissaires Panel:
.....

1-3 November 2019

Communiqué no. 127

Women's Team Pursuit / Poursuite par équipe femmes
World Cup Standings / Classement coupe du monde

As of FRI 1 NOV 2019

Event No 1	Minsk (BLR)	1-3 NOV 2019
Event No 2	Glasgow (GBR)	8-10 NOV 2019
Event No 3	Hong-Kong (HKG)	29 NOV-1 DEC 2019
Event No 4	Cambridge (NZL)	6-8 DEC 2019
Event No 5	Brisbane (AUS)	13-15 DEC 2019
Event No 6	Milton (CAN)	24-26 JAN 2020

Rank	Name	Team Code	Event No 1	Event No 2	Event No 3	Event No 4	Event No 5	Event No 6	Total Points
1	UNITED STATES OF AMERICA	USA	1000,0						1000,0
2	GERMANY	GER	900,0						900,0
3	ITALY	ITA	800,0						800,0
4	FRANCE	FRA	750,0						750,0
5	GREAT BRITAIN	GBR	700,0						700,0
6	BELGIUM	BEL	650,0						650,0
7	IRELAND	IRL	600,0						600,0
8	POLAND	POL	550,0						550,0
9	RUSSIAN FEDERATION	RUS	500,0						500,0
10	BELARUS	BLR	450,0						450,0
11	UKRAINE	UKR	410,0						410,0

1-3 November 2019

Communiqué no. 126

Women's Team Pursuit / Poursuite par équipe femmes
Final Classification / Classement final

World Record	4:10.236 GBR - Great Britain	Rio de Janeiro (BRA)	13 AUG 2016
---------------------	------------------------------	----------------------	-------------

Rank	Team / Name	1000m	2000m 1000-2000	3000m 2000-3000	Time 3000-4000	Average Speed km/h
------	-------------	-------	--------------------	--------------------	-------------------	--------------------------

Final for Gold

GOLD	1 USA - United States	1:07.305 (1)	2:08.839 (1)	3:10.470 (1)	4:13.762	56,746
	43 VALENTE Jennifer		1:01.534 (2)	1:01.631 (1)	1:03.292 (2)	
	335 BIRCH Christina	(X)				
	336 DYGERT Chloe					
	340 WHITE Emma					

SILVER	2 GER - Germany	1:09.381 (2)	2:10.914 (2)	3:12.658 (2)	4:14.836	56,507
	182 BRAUSSE Franziska		1:01.533 (1)	1:01.744 (2)	1:02.178 (1)	
	183 BRENNAUER Lisa					
	185 KLEIN Lisa					
	187 STOCK Gudrun	(X)				
	186 KROGER Mieke	(R)				

Final for Bronze

BRONZE	3 ITA - Italy	1:08.474 (1)	2:10.877 (1)	3:13.651 (1)	4:16.430	56,156
	26 PATERNOSTER Letizia		1:02.403 (2)	1:02.774 (1)	1:02.779 (1)	
	221 ALZINI Martina	(X)				
	222 BALSAMO Elisa					
	223 CAVALLI Marta					
	225 GUAZZINI Vittoria	(R)				
	4 FRA - France	1:09.315 (2)	2:11.409 (2)	3:14.541 (2)	4:18.667	55,670
	16 COPPONI Clara		1:02.094 (1)	1:03.132 (2)	1:04.126 (2)	
	158 BORRAS Marion	(X)				
	159 DEMAY Coralie					
	160 FORTIN Valentine					

Placed after First Round

5 GBR - Great Britain	18 KENNY Laura					
	169 BARKER Megan					
	170 KNIGHT Josie					
	172 NELSON Emily					
6 BEL - Belgium	4 D'HOORE Jolien					
	49 DOM Annelies					
	98 BOSSUYT Shari					
	100 KOPECKY Lotte					
7 IRL - Ireland	24 KAY Emily					
	210 GILLESPIE Lara					
	212 MURPHY Kelly					
	213 SHARPE Alice					
	211 GRIFFIN Mia	(R)				

1-3 November 2019

Communiqué no. 126

Women's Team Pursuit / Poursuite par équipe femmes
Final Classification / Classement final

Rank	Team / Name	1000m	2000m 1000-2000	3000m 2000-3000	Time 3000-4000	Average Speed km/h
------	-------------	-------	--------------------	--------------------	-------------------	--------------------------

8 POL - Poland

34 PIKULIK Daria
270 KACZKOWSKA Justyna
271 KARASIEWICZ Karolina
275 PLOSAJ Nikol

Did not qualify for the first round
9 RUS - Russian Federation

289 DRONOVA Tamara
291 MALKOVA Daria
292 MILIAEVA Mariia
293 NOVOLODSKAYA Mariia

10 BLR - Belarus

107 AMIALIUSIK Alena
109 PIVAVARAVA Palina
111 SAVENKA Ina
112 SAVENKA Karalina

11 UKR - Ukraine

88 FEDOTOVA Kseniia
324 BIRIUKOVA Yuliia
325 KLIACHINA Oksana
328 SOLOVEI Ganna

Communiqué approved by the Secretary of the Commissaires Panel:

LEGEND

(X) Rider pulled out before the finish **R** Replaced

1-3 November 2019

Women's Team Pursuit / Poursuite par équipe femmes
Finals / Finales
Race Analysis / Analyse de la course

GOLD

USA - United States					GER - Germany				
Distance	Time	Rank	Lap Time	Lap	Distance	Time	Rank	Lap Time	
125m	14.058	1			125m	14.457	2		
250m	21.938	1	21.938	1	250m	22.939	2	22.939	
375m	29.638	1			375m	30.914	2		
500m	37.373	1	15.435	2	500m	38.675	2	15.736	
625m	44.901	1			625m	46.455	2		
750m	52.361	1	14.988	3	750m	54.078	2	15.403	
875m	59.782	1			875m	1:01.762	2		
1000m	1:07.305	1	14.944	4	1000m	1:09.381	2	15.303	
1125m	1:14.756	1			1125m	1:17.178	2		
1250m	1:22.232	1	14.927	5	1250m	1:24.851	2	15.470	
1375m	1:29.881	1			1375m	1:32.527	2		
1500m	1:37.596	1	15.364	6	1500m	1:40.206	2	15.355	
1625m	1:45.581	1			1625m	1:48.047	2		
1750m	1:53.376	1	15.780	7	1750m	1:55.705	2	15.499	
1875m	2:01.189	1			1875m	2:03.349	2		
2000m	2:08.839	1	15.463	8	2000m	2:10.914	2	15.209	
2125m	2:16.491	1			2125m	2:18.509	2		
2250m	2:24.152	1	15.313	9	2250m	2:26.267	2	15.353	
2375m	2:31.808	1			2375m	2:33.973	2		
2500m	2:39.487	1	15.335	10	2500m	2:41.698	2	15.431	
2625m	2:47.323	1			2625m	2:49.575	2		
2750m	2:55.053	1	15.566	11	2750m	2:57.300	2	15.602	
2875m	3:02.938	1			2875m	3:05.008	2		
3000m	3:10.470	1	15.417	12	3000m	3:12.658	2	15.358	
3125m	3:18.025	1			3125m	3:20.516	2		
3250m	3:25.767	1	15.297	13	3250m	3:28.276	2	15.618	
3375m	3:33.522	1			3375m	3:36.094	2		
3500m	3:41.394	1	15.627	14	3500m	3:44.108	2	15.832	
3625m	3:49.380	1			3625m	3:51.824	2		
3750m	3:57.475	1	16.081	15	3750m	3:59.466	2	15.358	
3875m	4:05.595	1			3875m	4:07.149	2		
4000m	4:13.762	1	16.287	16	4000m	4:14.836	2	15.370	

1-3 November 2019

Women's Team Pursuit / Poursuite par équipe femmes
Finals / Finales
Race Analysis / Analyse de la course

BRONZE

ITA - Italy					FRA - France				
Distance	Time	Rank	Lap Time	Lap	Distance	Time	Rank	Lap Time	
125m	14.025	1			125m	14.101	2		
250m	22.158	1	22.158	1	250m	22.524	2	22.524	
375m	29.810	1			375m	30.441	2		
500m	37.373	1	15.215	2	500m	38.109	2	15.585	
625m	45.063	1			625m	45.978	2		
750m	52.795	1	15.422	3	750m	53.738	2	15.629	
875m	1:00.554	1			875m	1:01.487	2		
1000m	1:08.474	1	15.679	4	1000m	1:09.315	2	15.577	
1125m	1:16.251	1			1125m	1:16.998	2		
1250m	1:24.011	1	15.537	5	1250m	1:24.672	2	15.357	
1375m	1:31.866	1			1375m	1:32.441	2		
1500m	1:39.563	1	15.552	6	1500m	1:40.358	2	15.686	
1625m	1:47.297	1			1625m	1:48.121	2		
1750m	1:55.156	1	15.593	7	1750m	1:55.862	2	15.504	
1875m	2:02.920	1			1875m	2:03.626	2		
2000m	2:10.877	1	15.721	8	2000m	2:11.409	2	15.547	
2125m	2:18.737	1			2125m	2:19.255	2		
2250m	2:26.642	1	15.765	9	2250m	2:27.242	2	15.833	
2375m	2:34.629	1			2375m	2:35.121	2		
2500m	2:42.490	1	15.848	10	2500m	2:43.201	2	15.959	
2625m	2:50.293	1			2625m	2:51.107	2		
2750m	2:58.044	1	15.554	11	2750m	2:58.888	2	15.687	
2875m	3:05.888	1			2875m	3:06.642	2		
3000m	3:13.651	1	15.607	12	3000m	3:14.541	2	15.653	
3125m	3:21.452	1			3125m	3:22.394	2		
3250m	3:29.410	1	15.759	13	3250m	3:30.250	2	15.709	
3375m	3:37.377	1			3375m	3:38.363	2		
3500m	3:45.299	1	15.889	14	3500m	3:46.392	2	16.142	
3625m	3:53.302	1			3625m	3:54.536	2		
3750m	4:01.126	1	15.827	15	3750m	4:02.814	2	16.422	
3875m	4:08.777	1			3875m	4:10.766	2		
4000m	4:16.430	3	15.304	16	4000m	4:18.667	4	15.853	

Communiqué approved by the Secretary of the Commissaires Panel:

1-3 November 2019

Communiqué no. 125 Rectificatif 1

Women's Team Pursuit / Poursuite par équipe femmes
Finals / Finales
Start List / Liste de départ

Fri 1 Nov 2019 - Race distance: 4km

World Record	4:10.236 GBR - Great Britain	Rio de Janeiro (BRA)	13 AUG 2016
---------------------	------------------------------	----------------------	-------------

Heat	Race Number	Team / Name	Time
FOR BRONZE		ITA - Italy	_____
	26	PATERNOSTER Letizia	
	221	ALZINI Martina	
	222	BALSAMO Elisa	
	223	CAVALLI Marta	
		FRA - France	_____
	16	COPPONI Clara	
	158	BORRAS Marion	
	159	DEMAY Coralie	
	160	FORTIN Valentine	
FOR GOLD		USA - United States	_____
	43	VALENTE Jennifer	
	335	BIRCH Christina	
	336	DYGERT Chloe	
	340	WHITE Emma	
		GER - Germany	_____
	182	BRAUSSE Franziska	
	183	BRENNAUER Lisa	
	185	KLEIN Lisa	
	187	STOCK Gudrun	

Communiqué approved by the Secretary of the Commissaires Panel:

.....

Note:

The composition of the teams may be subject to change up to one hour before the start of the race.

1-3 November 2019

Communiqué no. 124

Women's Team Pursuit / Poursuite par équipe femmes
First Round / Premier tour
Results / Résultats

Fri 1 Nov 2019 - Race distance: 4km

World Record	4:10.236 GBR - Great Britain	Rio de Janeiro (BRA)	13 AUG 2016
---------------------	------------------------------	----------------------	-------------

Heat	Rank	Team / Name	1000m	2000m 1000-2000	3000m 2000-3000	Time 3000-4000	Average Speed km/h	
1	1 BEL - Belgium		1:09.277 (1)	2:12.126 (1)	3:16.690 (1)	4:21.097	55,152	
		4 D'HOORE Jolien		1:02.849 (1)	1:04.564 (1)	1:04.407 (1)		
		49 DOM Annelies	(X)					
		98 BOSSUYT Shari						
		100 KOPECKY Lotte						
	2 IRL - Ireland		1:10.087 (2)	2:13.908 (2)	3:19.550 (2)	4:25.543	54,229	
		24 KAY Emily		1:03.821 (2)	1:05.642 (2)	1:05.993 (2)		
		210 GILLESPIE Lara						
		212 MURPHY Kelly						
		213 SHARPE Alice						
	211 GRIFFIN Mia	(R)						
2	1 FRA - France		1:09.370 (1)	2:11.536 (1)	3:14.404 (1)	4:17.372	55,950	QB
		16 COPPONI Clara		1:02.166 (1)	1:02.868 (1)	1:02.968 (1)		
		158 BORRAS Marion						
		159 DEMAY Coralie						
		160 FORTIN Valentine						
	2 POL - Poland		1:10.099 (2)	2:13.961 (2)	3:20.249 (2)	4:27.095	53,913	
		34 PIKULIK Daria		1:03.862 (2)	1:06.288 (2)	1:06.846 (2)		
		270 KACZKOWSKA Justyna	(X)					
		271 KARASIEWICZ Karolina						
		275 PLOSAJ Nikol						
3	1 GER - Germany		1:09.009 (1)	2:10.646 (1)	3:12.506 (1)	4:15.412	56,379	QG
		182 BRAUSSE Franziska		1:01.637 (1)	1:01.860 (1)	1:02.906 (1)		
		183 BRENNAUER Lisa						
		185 KLEIN Lisa						
		187 STOCK Gudrun						
		186 KROGER Mieke	(R)					
	2 ITA - Italy		1:09.208 (2)	2:10.870 (2)	3:13.564 (2)	4:17.328	55,960	QB
		26 PATERNOSTER Letizia		1:01.662 (2)	1:02.694 (2)	1:03.764 (2)		
		221 ALZINI Martina						
		222 BALSAMO Elisa						
225 GUAZZINI Vittoria								
	223 CAVALLI Marta	(R)						

1-3 November 2019

Communiqué no. 124

Women's Team Pursuit / Poursuite par équipe femmes
First Round / Premier tour
Results / Résultats

Fri 1 Nov 2019 - Race distance: 4km

Heat	Rank	Team / Name	1000m	2000m 1000-2000	3000m 2000-3000	Time 3000-4000	Average Speed km/h	
4	1	USA - United States	1:07.684 (1)	2:09.899 (1)	3:11.514 (1)	4:13.616	56,779	QG
		43 VALENTE Jennifer		1:02.215 (1)	1:01.615 (1)	1:02.102 (1)		
		335 BIRCH Christina						
		336 DYGERT Chloe						
		340 WHITE Emma						
	2	GBR - Great Britain	1:08.493 (2)	2:11.342 (2)	3:14.211 (2)	4:17.839	55,849	
		18 KENNY Laura		1:02.849 (2)	1:02.869 (2)	1:03.628 (2)		
		169 BARKER Megan						
		170 KNIGHT Josie						(X)
		172 NELSON Emily						

Progression rule:

The winners of heats 3 and 4 in the First round ride the final for the gold and silver medals.

The remaining six teams will be ranked by their times in the First round and will be paired as follows:

The two fastest teams ride the final for the bronze medal.

Communiqué approved by the Secretary of the Commissaires Panel:

LEGEND

(X) Rider pulled out before the finish	QB Qualified for Bronze	QG Qualified for Gold	R Replaced
---	--------------------------------	------------------------------	-------------------

1-3 November 2019

Women's Team Pursuit / Poursuite par équipe femmes
First Round / Premier tour
Race Analysis / Analyse de la course

Heat 1

BEL - Belgium					IRL - Ireland				
Distance	Time	Rank	Lap Time	Lap	Distance	Time	Rank	Lap Time	
125m	14.161	1			125m	14.792	2		
250m	22.307	1	22.307	1	250m	23.116	2	23.116	
375m	30.052	1			375m	30.929	2		
500m	37.744	1	15.437	2	500m	38.692	2	15.576	
625m	45.556	1			625m	46.439	2		
750m	53.408	1	15.664	3	750m	54.274	2	15.582	
875m	1:01.255	1			875m	1:02.315	2		
1000m	1:09.277	1	15.869	4	1000m	1:10.087	2	15.813	
1125m	1:17.115	1			1125m	1:17.851	2		
1250m	1:24.996	1	15.719	5	1250m	1:25.634	2	15.547	
1375m	1:32.973	1			1375m	1:33.531	2		
1500m	1:40.736	1	15.740	6	1500m	1:41.575	2	15.941	
1625m	1:48.403	1			1625m	1:49.539	2		
1750m	1:56.137	1	15.401	7	1750m	1:57.537	2	15.962	
1875m	2:04.079	1			1875m	2:05.849	2		
2000m	2:12.126	1	15.989	8	2000m	2:13.908	2	16.371	
2125m	2:20.365	1			2125m	2:22.148	2		
2250m	2:28.422	1	16.296	9	2250m	2:30.413	2	16.505	
2375m	2:36.398	1			2375m	2:38.908	2		
2500m	2:44.545	1	16.123	10	2500m	2:47.055	2	16.642	
2625m	2:52.496	1			2625m	2:55.139	2		
2750m	3:00.534	1	15.989	11	2750m	3:03.192	2	16.137	
2875m	3:08.738	1			2875m	3:11.317	2		
3000m	3:16.690	1	16.156	12	3000m	3:19.550	2	16.358	
3125m	3:24.531	1			3125m	3:27.572	2		
3250m	3:32.432	1	15.742	13	3250m	3:35.575	2	16.025	
3375m	3:40.520	1			3375m	3:43.856	2		
3500m	3:48.601	1	16.169	14	3500m	3:52.008	2	16.433	
3625m	3:56.836	1			3625m	4:00.287	2		
3750m	4:04.997	1	16.396	15	3750m	4:08.736	2	16.728	
3875m	4:13.111	1			3875m	4:17.332	2		
4000m	4:21.097	1	16.100	16	4000m	4:25.543	2	16.807	

1-3 November 2019

Women's Team Pursuit / Poursuite par équipe femmes
First Round / Premier tour
Race Analysis / Analyse de la course

Heat 2

FRA - France					POL - Poland				
Distance	Time	Rank	Lap Time	Lap	Distance	Time	Rank	Lap Time	
125m	13.964	1			125m	14.649	2		
250m	22.255	1	22.255	1	250m	22.986	2	22.986	
375m	30.055	1			375m	31.083	2		
500m	37.739	1	15.484	2	500m	38.887	2	15.901	
625m	45.622	1			625m	46.763	2		
750m	53.503	1	15.764	3	750m	54.464	2	15.577	
875m	1:01.374	1			875m	1:02.301	2		
1000m	1:09.370	1	15.867	4	1000m	1:10.099	2	15.635	
1125m	1:17.142	1			1125m	1:18.156	2		
1250m	1:24.934	1	15.564	5	1250m	1:26.067	2	15.968	
1375m	1:32.731	1			1375m	1:34.146	2		
1500m	1:40.641	1	15.707	6	1500m	1:42.083	2	16.016	
1625m	1:48.321	1			1625m	1:50.121	2		
1750m	1:56.031	1	15.390	7	1750m	1:57.959	2	15.876	
1875m	2:03.754	1			1875m	2:06.009	2		
2000m	2:11.536	1	15.505	8	2000m	2:13.961	2	16.002	
2125m	2:19.337	1			2125m	2:22.211	2		
2250m	2:27.308	1	15.772	9	2250m	2:30.328	2	16.367	
2375m	2:35.026	1			2375m	2:38.634	2		
2500m	2:42.777	1	15.469	10	2500m	2:47.015	2	16.687	
2625m	2:50.690	1			2625m	2:55.517	2		
2750m	2:58.622	1	15.845	11	2750m	3:03.657	2	16.642	
2875m	3:06.502	1			2875m	3:12.060	2		
3000m	3:14.404	1	15.782	12	3000m	3:20.249	2	16.592	
3125m	3:22.238	1			3125m	3:28.654	2		
3250m	3:30.166	1	15.762	13	3250m	3:37.124	2	16.875	
3375m	3:37.818	1			3375m	3:45.405	2		
3500m	3:45.507	1	15.341	14	3500m	3:53.859	2	16.735	
3625m	3:53.362	1			3625m	4:01.907	2		
3750m	4:01.361	1	15.854	15	3750m	4:09.932	2	16.073	
3875m	4:09.248	1			3875m	4:17.875	2		
4000m	4:17.372	1	16.011	16	4000m	4:27.095	2	17.163	

1-3 November 2019

Women's Team Pursuit / Poursuite par équipe femmes
First Round / Premier tour
Race Analysis / Analyse de la course

Heat 3

ITA - Italy					GER - Germany				
Distance	Time	Rank	Lap Time	Lap	Distance	Time	Rank	Lap Time	
125m	14.394	2			125m	14.208	1		
250m	22.581	1	22.581	1	250m	22.635	2	22.635	
375m	30.406	1			375m	30.563	2		
500m	38.112	1	15.531	2	500m	38.312	2	15.677	
625m	45.902	1			625m	46.104	2		
750m	53.618	1	15.506	3	750m	53.767	2	15.455	
875m	1:01.352	1			875m	1:01.409	2		
1000m	1:09.208	2	15.590	4	1000m	1:09.009	1	15.242	
1125m	1:16.862	2			1125m	1:16.781	1		
1250m	1:24.549	2	15.341	5	1250m	1:24.470	1	15.461	
1375m	1:32.366	2			1375m	1:32.202	1		
1500m	1:40.037	2	15.488	6	1500m	1:39.913	1	15.443	
1625m	1:47.708	1			1625m	1:47.772	2		
1750m	1:55.453	2	15.416	7	1750m	1:55.435	1	15.522	
1875m	2:03.089	2			1875m	2:03.081	1		
2000m	2:10.870	2	15.417	8	2000m	2:10.646	1	15.211	
2125m	2:18.599	2			2125m	2:18.290	1		
2250m	2:26.390	2	15.520	9	2250m	2:26.064	1	15.418	
2375m	2:34.308	2			2375m	2:33.801	1		
2500m	2:42.158	2	15.768	10	2500m	2:41.539	1	15.475	
2625m	2:49.965	2			2625m	2:49.459	1		
2750m	2:57.977	2	15.819	11	2750m	2:57.168	1	15.629	
2875m	3:05.794	2			2875m	3:04.885	1		
3000m	3:13.564	2	15.587	12	3000m	3:12.506	1	15.338	
3125m	3:21.434	2			3125m	3:20.354	1		
3250m	3:29.165	2	15.601	13	3250m	3:28.178	1	15.672	
3375m	3:36.785	2			3375m	3:36.188	1		
3500m	3:44.460	2	15.295	14	3500m	3:43.933	1	15.755	
3625m	3:52.379	2			3625m	3:51.739	1		
3750m	4:00.572	2	16.112	15	3750m	3:59.588	1	15.655	
3875m	4:08.778	2			3875m	4:07.671	1		
4000m	4:17.328	2	16.756	16	4000m	4:15.412	1	15.824	

1-3 November 2019

Women's Team Pursuit / Poursuite par équipe femmes
First Round / Premier tour
Race Analysis / Analyse de la course

Heat 4

USA - United States					GBR - Great Britain				
Distance	Time	Rank	Lap Time	Lap	Distance	Time	Rank	Lap Time	
125m	14.165	2			125m	13.951	1		
250m	22.106	2	22.106	1	250m	21.985	1	21.985	
375m	29.917	2			375m	29.696	1		
500m	37.780	2	15.674	2	500m	37.498	1	15.513	
625m	45.353	1			625m	45.391	2		
750m	52.794	1	15.014	3	750m	53.114	2	15.616	
875m	1:00.180	1			875m	1:00.784	2		
1000m	1:07.684	1	14.890	4	1000m	1:08.493	2	15.379	
1125m	1:15.125	1			1125m	1:16.430	2		
1250m	1:22.676	1	14.992	5	1250m	1:24.174	2	15.681	
1375m	1:30.443	1			1375m	1:32.066	2		
1500m	1:38.198	1	15.522	6	1500m	1:39.907	2	15.733	
1625m	1:46.015	1			1625m	1:47.939	2		
1750m	1:54.090	1	15.892	7	1750m	1:55.782	2	15.875	
1875m	2:01.940	1			1875m	2:03.592	2		
2000m	2:09.899	1	15.809	8	2000m	2:11.342	2	15.560	
2125m	2:17.689	1			2125m	2:19.262	2		
2250m	2:25.406	1	15.507	9	2250m	2:27.042	2	15.700	
2375m	2:33.007	1			2375m	2:34.984	2		
2500m	2:40.580	1	15.174	10	2500m	2:42.779	2	15.737	
2625m	2:48.144	1			2625m	2:50.602	2		
2750m	2:55.871	1	15.291	11	2750m	2:58.395	2	15.616	
2875m	3:03.572	1			2875m	3:06.216	2		
3000m	3:11.514	1	15.643	12	3000m	3:14.211	2	15.816	
3125m	3:19.453	1			3125m	3:22.127	2		
3250m	3:27.189	1	15.675	13	3250m	3:30.133	2	15.922	
3375m	3:34.912	1			3375m	3:38.118	2		
3500m	3:42.858	1	15.669	14	3500m	3:46.209	2	16.076	
3625m	3:50.561	1			3625m	3:54.038	2		
3750m	3:58.252	1	15.394	15	3750m	4:01.940	2	15.731	
3875m	4:05.917	1			3875m	4:09.809	2		
4000m	4:13.616	1	15.364	16	4000m	4:17.839	2	15.899	

Communiqué approved by the Secretary of the Commissaires Panel:

1-3 November 2019

Communiqué no. 123 Rectificatif 1

Women's Team Pursuit / Poursuite par équipe femmes
First Round / Premier tour
Start List / Liste de départ

Fri 1 Nov 2019 - Race distance: 4km

World Record	4:10.236 GBR - Great Britain	Rio de Janeiro (BRA)	13 AUG 2016
---------------------	------------------------------	----------------------	-------------

Heat	Race Number	Team / Name	Time
1		BEL - Belgium	_____
	4	D'HOORE Jolien	
	49	DOM Annelies	
	98	BOSSUYT Shari	
	100	KOPECKY Lotte	
		IRL - Ireland	_____
	24	KAY Emily	
	210	GILLESPIE Lara	
	212	MURPHY Kelly	
	213	SHARPE Alice	
2		FRA - France	_____
	16	COPPONI Clara	
	158	BORRAS Marion	
	159	DEMAY Coralie	
	160	FORTIN Valentine	
		POL - Poland	_____
	34	PIKULIK Daria	
	270	KACZKOWSKA Justyna	
	271	KARASIEWICZ Karolina	
	275	PLOSAJ Nikol	
3		ITA - Italy	_____
	26	PATERNOSTER Letizia	
	221	ALZINI Martina	
	222	BALSAMO Elisa	
	225	GUAZZINI Vittoria	
		GER - Germany	_____
	182	BRAUSSE Franziska	
	183	BRENNAUER Lisa	
	185	KLEIN Lisa	
	187	STOCK Gudrun	

1-3 November 2019

Communiqué no. 123 Rectificatif 1

Women's Team Pursuit / Poursuite par équipe femmes
First Round / Premier tour
Start List / Liste de départ

Fri 1 Nov 2019 - Race distance: 4km

Heat	Race Number	Team / Name	Time
4		USA - United States	_____
	43	VALENTE Jennifer	
	335	BIRCH Christina	
	336	DYGERT Chloe	
	340	WHITE Emma	
		GBR - Great Britain	_____
	18	KENNY Laura	
	169	BARKER Megan	
	170	KNIGHT Josie	
	172	NELSON Emily	

Progression rule:

The winners of heats 3 and 4 in the First round ride the final for the gold and silver medals.

The remaining six teams will be ranked by their times in the First round and will be paired as follows:

The two fastest teams ride the final for the bronze medal.

Communiqué approved by the Secretary of the Commissaires Panel:

.....

Note:

The composition of the teams may be subject to change up to one hour before the start of the race.

1-3 November 2019

Communiqué no. 122

Women's Team Pursuit / Poursuite par équipe femmes
Qualifying / Qualifications
Results / Résultats

Thu 31 Oct 2019 - Race distance: 4km

World Record	4:10.236 GBR - Great Britain	Rio de Janeiro (BRA)	13 AUG 2016
---------------------	------------------------------	----------------------	-------------

Rank	Team / Name	1000m	2000m 1000-2000	3000m 2000-3000	Time 3000-4000	Average Speed km/h
1	USA - United States	1:07.711 (1)	2:11.160 (1)	3:13.312 (1)	4:15.505	56,359
	43 VALENTE Jennifer		1:03.449 (5)	1:02.152 (1)	1:02.193 (1)	
	335 BIRCH Christina (X)					
	336 DYGERT Chloe					
	340 WHITE Emma					
2	ITA - Italy	1:09.659 (4)	2:11.392 (2)	3:14.128 (2)	4:17.474	55,928
	26 PATERNOSTER Letizia		1:01.733 (1)	1:02.736 (2)	1:03.346 (3)	
	222 BALSAMO Elisa					
	223 CAVALLI Marta					
	225 GUAZZINI Vittoria (X)					
3	GER - Germany	1:09.598 (2)	2:11.916 (3)	3:14.993 (3)	4:17.985	55,817
	182 BRAUSSE Franziska		1:02.318 (2)	1:03.077 (3)	1:02.992 (2)	
	183 BRENNAUER Lisa					
	185 KLEIN Lisa					
	186 KROGER Mieke (X)					
4	GBR - Great Britain	1:09.601 (3)	2:12.641 (4)	3:15.757 (4)	4:20.605	55,256
	18 KENNY Laura		1:03.040 (4)	1:03.116 (4)	1:04.848 (6)	
	169 BARKER Megan					
	170 KNIGHT Josie					
	172 NELSON Emily (X)					
5	FRA - France	1:10.963 (10)	2:13.336 (5)	3:17.614 (5)	4:22.292	54,901
	16 COPPONI Clara		1:02.373 (3)	1:04.278 (6)	1:04.678 (5)	
	158 BORRAS Marion (X)					
	159 DEMAY Coralie					
	160 FORTIN Valentine					
6	BEL - Belgium	1:10.120 (5)	2:14.087 (6)	3:18.008 (6)	4:22.546	54,848
	4 D'HOORE Jolien		1:03.967 (6)	1:03.921 (5)	1:04.538 (4)	
	49 DOM Annelies (X)					
	98 BOSSUYT Shari					
	100 KOPECKY Lotte					
7	IRL - Ireland	1:10.439 (7)	2:14.718 (8)	3:20.428 (9)	4:25.389	54,260
	210 GILLESPIE Lara		1:04.279 (8)	1:05.710 (9)	1:04.961 (7)	
	211 GRIFFIN Mia (X)					
	212 MURPHY Kelly					
	213 SHARPE Alice					
8	POL - Poland	1:10.663 (8)	2:15.251 (9)	3:20.214 (8)	4:26.523	54,029
	34 PIKULIK Daria (X)		1:04.588 (9)	1:04.963 (7)	1:06.309 (8)	
	270 KACZKOWSKA Justyna					
	271 KARASIEWICZ Karolina					
	275 PLOSAJ Nikol					

1-3 November 2019

Communiqué no. 122

Women's Team Pursuit / Poursuite par équipe femmes
Qualifying / Qualifications
Results / Résultats

Thu 31 Oct 2019 - Race distance: 4km

Rank	Team / Name	1000m	2000m 1000-2000	3000m 2000-3000	Time 3000-4000	Average Speed km/h
9	RUS - Russian Federation	1:10.309 (6)	2:14.443 (7)	3:20.094 (7)	4:27.357	53,861
	289 DRONOVA Tamara (X)		1:04.134 (7)	1:05.651 (8)	1:07.263 (9)	
	291 MALKOVA Daria					
	292 MILIAEVA Mariia					
	293 NOVOLODSKAYA Mariia					
10	BLR - Belarus	1:10.863 (9)	2:15.979 (10)	3:21.930 (10)	4:29.410	53,450
	107 AMIALIUSIK Alena (X)		1:05.116 (10)	1:05.951 (10)	1:07.480 (10)	
	109 PIVAVARAVA Palina					
	111 SAVENKA Ina					
	112 SAVENKA Karalina					
11	UKR - Ukraine	1:12.107 (11)	2:18.679 (11)	3:26.620 (11)	4:35.153	52,335
	88 FEDOTOVA Kseniia		1:06.572 (11)	1:07.941 (11)	1:08.533 (11)	
	324 BIRIUKOVA Yuliia					
	325 KLIACHINA Oksana					
	328 SOLOVEI Ganna					

Progression rule:

The eight teams recording the best times in the qualifying round will be matched in the First round as follows:

The 6th fastest team against the 7th fastest team.

The 5th fastest team against the 8th fastest team.

The 2nd fastest team against the 3rd fastest team.

The fastest team against the 4th fastest team.

Communiqué approved by the Secretary of the Commissaires Panel:

LEGEND

(X) Rider pulled out before the finish

1-3 November 2019

Women's Team Pursuit / Poursuite par équipe femmes
Qualifying / Qualifications
Race Analysis / Analyse de la course

Heat 1					Heat 2				
RUS - Russian Federation				Lap	UKR - Ukraine				
Distance	Time	Rank	Lap Time		Distance	Time	Rank	Lap Time	
125m	14.089	1			125m	14.382	6		
250m	22.589	4	22.589	1	250m	22.965	8	22.965	
375m	30.757	6			375m	31.262	10		
500m	38.661	6	16.072	2	500m	39.365	11	16.400	
625m	46.641	7			625m	47.522	11		
750m	54.546	7	15.885	3	750m	55.583	11	16.218	
875m	1:02.512	7			875m	1:03.847	11		
1000m	1:10.309	6	15.763	4	1000m	1:12.107	11	16.524	
1125m	1:18.201	6			1125m	1:20.631	11		
1250m	1:26.156	7	15.847	5	1250m	1:28.965	11	16.858	
1375m	1:34.319	8			1375m	1:37.335	11		
1500m	1:42.240	8	16.084	6	1500m	1:45.447	11	16.482	
1625m	1:50.170	7			1625m	1:53.636	11		
1750m	1:58.324	7	16.084	7	1750m	2:01.779	11	16.332	
1875m	2:06.352	7			1875m	2:10.144	11		
2000m	2:14.443	7	16.119	8	2000m	2:18.679	11	16.900	
2125m	2:22.654	7			2125m	2:27.118	11		
2250m	2:30.706	7	16.263	9	2250m	2:35.735	11	17.056	
2375m	2:38.768	7			2375m	2:44.149	11		
2500m	2:47.050	7	16.344	10	2500m	2:52.641	11	16.906	
2625m	2:55.323	7			2625m	3:00.987	11		
2750m	3:03.834	7	16.784	11	2750m	3:09.541	11	16.900	
2875m	3:11.958	7			2875m	3:17.924	11		
3000m	3:20.094	7	16.260	12	3000m	3:26.620	11	17.079	
3125m	3:28.354	7			3125m	3:35.327	11		
3250m	3:36.455	7	16.361	13	3250m	3:43.873	11	17.253	
3375m	3:44.758	7			3375m	3:52.460	11		
3500m	3:53.089	7	16.634	14	3500m	4:00.933	11	17.060	
3625m	4:01.550	7			3625m	4:09.604	11		
3750m	4:10.247	9	17.158	15	3750m	4:18.283	11	17.350	
3875m	4:18.708	9			3875m	4:26.680	11		
4000m	4:27.357	9	17.110	16	4000m	4:35.153	11	16.870	

1-3 November 2019

Women's Team Pursuit / Poursuite par équipe femmes
Qualifying / Qualifications
Race Analysis / Analyse de la course

Heat 3				Heat 4				
Distance	BLR - Belarus		Lap Time	Lap	Distance	IRL - Ireland		Lap Time
	Time	Rank				Time	Rank	
125m	14.532	8			125m	14.797	11	
250m	22.969	9	22.969	1	250m	23.261	10	23.261
375m	31.011	7			375m	31.052	9	
500m	38.873	8	15.904	2	500m	38.814	7	15.553
625m	46.850	8			625m	46.591	6	
750m	54.739	8	15.866	3	750m	54.449	6	15.635
875m	1:02.848	9			875m	1:02.511	6	
1000m	1:10.863	9	16.124	4	1000m	1:10.439	7	15.990
1125m	1:19.024	10			1125m	1:18.283	7	
1250m	1:27.111	10	16.248	5	1250m	1:26.114	6	15.675
1375m	1:35.270	10			1375m	1:34.028	6	
1500m	1:43.290	10	16.179	6	1500m	1:42.163	6	16.049
1625m	1:51.491	10			1625m	1:50.240	8	
1750m	1:59.637	10	16.347	7	1750m	1:58.379	8	16.216
1875m	2:07.884	10			1875m	2:06.632	8	
2000m	2:15.979	10	16.342	8	2000m	2:14.718	8	16.339
2125m	2:24.215	10			2125m	2:22.922	8	
2250m	2:32.385	10	16.406	9	2250m	2:31.092	8	16.374
2375m	2:40.639	10			2375m	2:39.313	8	
2500m	2:48.656	10	16.271	10	2500m	2:47.597	8	16.505
2625m	2:56.660	10			2625m	2:56.032	8	
2750m	3:05.017	10	16.361	11	2750m	3:04.262	9	16.665
2875m	3:13.377	10			2875m	3:12.288	9	
3000m	3:21.930	10	16.913	12	3000m	3:20.428	9	16.166
3125m	3:30.245	10			3125m	3:28.588	9	
3250m	3:38.785	10	16.855	13	3250m	3:36.951	9	16.523
3375m	3:47.046	10			3375m	3:45.268	9	
3500m	3:55.314	10	16.529	14	3500m	3:53.496	8	16.545
3625m	4:03.894	10			3625m	4:01.778	8	
3750m	4:12.432	10	17.118	15	3750m	4:09.729	7	16.233
3875m	4:21.035	10			3875m	4:17.515	7	
4000m	4:29.410	10	16.978	16	4000m	4:25.389	7	15.660

1-3 November 2019

Women's Team Pursuit / Poursuite par équipe femmes
Qualifying / Qualifications
Race Analysis / Analyse de la course

Heat 5					Heat 6				
Distance	FRA - France		Lap Time	Lap	Distance	BEL - Belgium		Lap Time	
	Time	Rank				Time	Rank		
125m	14.637	10			125m	14.160	2		
250m	23.345	11	23.345	1	250m	22.528	3	22.528	
375m	31.418	11			375m	30.465	3		
500m	39.222	10	15.877	2	500m	38.416	4	15.888	
625m	47.153	10			625m	46.307	5		
750m	55.098	10	15.876	3	750m	54.289	5	15.873	
875m	1:03.008	10			875m	1:02.145	5		
1000m	1:10.963	10	15.865	4	1000m	1:10.120	5	15.831	
1125m	1:18.739	8			1125m	1:17.844	5		
1250m	1:26.518	8	15.555	5	1250m	1:25.551	5	15.431	
1375m	1:34.255	7			1375m	1:33.504	5		
1500m	1:42.178	7	15.660	6	1500m	1:41.607	5	16.056	
1625m	1:49.902	6			1625m	1:49.713	5		
1750m	1:57.681	5	15.503	7	1750m	1:57.832	6	16.225	
1875m	2:05.474	5			1875m	2:06.033	6		
2000m	2:13.336	5	15.655	8	2000m	2:14.087	6	16.255	
2125m	2:21.247	5			2125m	2:22.075	6		
2250m	2:29.395	5	16.059	9	2250m	2:30.215	6	16.128	
2375m	2:37.286	5			2375m	2:38.034	6		
2500m	2:45.231	5	15.836	10	2500m	2:45.810	6	15.595	
2625m	2:53.369	5			2625m	2:53.643	6		
2750m	3:01.446	5	16.215	11	2750m	3:01.725	6	15.915	
2875m	3:09.475	5			2875m	3:09.764	6		
3000m	3:17.614	5	16.168	12	3000m	3:18.008	6	16.283	
3125m	3:25.571	5			3125m	3:26.153	6		
3250m	3:33.541	5	15.927	13	3250m	3:34.297	6	16.289	
3375m	3:41.581	5			3375m	3:42.596	6		
3500m	3:49.788	5	16.247	14	3500m	3:50.573	6	16.276	
3625m	3:57.811	5			3625m	3:58.649	6		
3750m	4:05.896	5	16.108	15	3750m	4:06.927	6	16.354	
3875m	4:14.033	5			3875m	4:14.703	6		
4000m	4:22.292	5	16.396	16	4000m	4:22.546	6	15.619	

1-3 November 2019

Women's Team Pursuit / Poursuite par équipe femmes
Qualifying / Qualifications
Race Analysis / Analyse de la course

Heat 7					Heat 8				
Distance	GER - Germany		Lap Time	Lap	Distance	POL - Poland		Lap Time	
	Time	Rank				Time	Rank		
125m	14.282	5			125m	14.610	9		
250m	22.645	5	22.645	1	250m	22.908	7	22.908	
375m	30.557	4			375m	31.036	8		
500m	38.357	3	15.712	2	500m	38.927	9	16.019	
625m	46.223	3			625m	46.936	9		
750m	54.006	2	15.649	3	750m	54.796	9	15.869	
875m	1:01.783	2			875m	1:02.778	8		
1000m	1:09.598	2	15.592	4	1000m	1:10.663	8	15.867	
1125m	1:17.447	3			1125m	1:18.787	9		
1250m	1:25.151	3	15.553	5	1250m	1:26.875	9	16.212	
1375m	1:32.816	2			1375m	1:35.134	9		
1500m	1:40.536	2	15.385	6	1500m	1:43.264	9	16.389	
1625m	1:48.393	3			1625m	1:51.391	9		
1750m	1:56.214	3	15.678	7	1750m	1:59.262	9	15.998	
1875m	2:04.070	3			1875m	2:07.296	9		
2000m	2:11.916	3	15.702	8	2000m	2:15.251	9	15.989	
2125m	2:19.739	3			2125m	2:23.414	9		
2250m	2:27.750	3	15.834	9	2250m	2:31.504	9	16.253	
2375m	2:35.665	3			2375m	2:39.827	9		
2500m	2:43.531	3	15.781	10	2500m	2:48.008	9	16.504	
2625m	2:51.447	3			2625m	2:56.220	9		
2750m	2:59.303	3	15.772	11	2750m	3:04.175	8	16.167	
2875m	3:07.115	3			2875m	3:12.222	8		
3000m	3:14.993	3	15.690	12	3000m	3:20.214	8	16.039	
3125m	3:22.998	3			3125m	3:28.433	8		
3250m	3:30.934	3	15.941	13	3250m	3:36.799	8	16.585	
3375m	3:38.795	3			3375m	3:45.165	8		
3500m	3:46.841	3	15.907	14	3500m	3:53.678	9	16.879	
3625m	3:54.636	3			3625m	4:01.873	9		
3750m	4:02.459	3	15.618	15	3750m	4:10.227	8	16.549	
3875m	4:10.171	3			3875m	4:18.361	8		
4000m	4:17.985	3	15.526	16	4000m	4:26.523	8	16.296	

1-3 November 2019

Women's Team Pursuit / Poursuite par équipe femmes
Qualifying / Qualifications
Race Analysis / Analyse de la course

Heat 9					Heat 10				
USA - United States					GBR - Great Britain				
Distance	Time	Rank	Lap Time	Lap	Distance	Time	Rank	Lap Time	
125m	14.217	4			125m	14.214	3		
250m	22.072	1	22.072	1	250m	22.384	2	22.384	
375m	29.640	1			375m	30.220	2		
500m	37.267	1	15.195	2	500m	38.119	2	15.735	
625m	44.777	1			625m	46.138	2		
750m	52.279	1	15.012	3	750m	54.030	3	15.911	
875m	59.874	1			875m	1:01.801	4		
1000m	1:07.711	1	15.432	4	1000m	1:09.601	3	15.571	
1125m	1:15.461	1			1125m	1:17.575	4		
1250m	1:23.250	1	15.539	5	1250m	1:25.393	4	15.792	
1375m	1:31.191	1			1375m	1:33.250	4		
1500m	1:39.130	1	15.880	6	1500m	1:41.123	4	15.730	
1625m	1:47.136	1			1625m	1:49.082	4		
1750m	1:55.357	1	16.227	7	1750m	1:56.956	4	15.833	
1875m	2:03.247	1			1875m	2:04.779	4		
2000m	2:11.160	1	15.803	8	2000m	2:12.641	4	15.685	
2125m	2:18.888	1			2125m	2:20.597	4		
2250m	2:26.635	1	15.475	9	2250m	2:28.466	4	15.825	
2375m	2:34.330	1			2375m	2:36.432	4		
2500m	2:42.019	1	15.384	10	2500m	2:44.237	4	15.771	
2625m	2:49.779	1			2625m	2:51.970	4		
2750m	2:57.573	1	15.554	11	2750m	2:59.751	4	15.514	
2875m	3:05.357	1			2875m	3:07.727	4		
3000m	3:13.312	1	15.739	12	3000m	3:15.757	4	16.006	
3125m	3:21.129	1			3125m	3:23.802	4		
3250m	3:29.083	1	15.771	13	3250m	3:31.942	4	16.185	
3375m	3:37.163	1			3375m	3:40.223	4		
3500m	3:44.860	1	15.777	14	3500m	3:48.410	4	16.468	
3625m	3:52.361	1			3625m	3:56.516	4		
3750m	4:00.011	1	15.151	15	3750m	4:04.774	4	16.364	
3875m	4:07.678	1			3875m	4:12.704	4		
4000m	4:15.505	1	15.494	16	4000m	4:20.605	4	15.831	

1-3 November 2019

Women's Team Pursuit / Poursuite par équipe femmes
Qualifying / Qualifications
Race Analysis / Analyse de la course

Heat 11

Distance	ITA - Italy		Lap Time	Lap
	Time	Rank		
125m	14.500	7		
250m	22.719	6	22.719	1
375m	30.646	5		
500m	38.428	5	15.709	2
625m	46.282	4		
750m	54.057	4	15.629	3
875m	1:01.795	3		
1000m	1:09.659	4	15.602	4
1125m	1:17.359	2		
1250m	1:25.080	2	15.421	5
1375m	1:32.928	3		
1500m	1:40.583	3	15.503	6
1625m	1:48.211	2		
1750m	1:55.971	2	15.388	7
1875m	2:03.587	2		
2000m	2:11.392	2	15.421	8
2125m	2:19.095	2		
2250m	2:26.853	2	15.461	9
2375m	2:34.769	2		
2500m	2:42.698	2	15.845	10
2625m	2:50.557	2		
2750m	2:58.400	2	15.702	11
2875m	3:06.283	2		
3000m	3:14.128	2	15.728	12
3125m	3:22.024	2		
3250m	3:30.150	2	16.022	13
3375m	3:38.024	2		
3500m	3:45.833	2	15.683	14
3625m	3:53.735	2		
3750m	4:01.611	2	15.778	15
3875m	4:09.446	2		
4000m	4:17.474	2	15.863	16

Communiqué approved by the Secretary of the Commissaires Panel:

1-3 November 2019

Communiqué no. 121

Women's Team Pursuit / Poursuite par équipe femmes
Qualifying / Qualifications
Start List / Liste de départ

Thu 31 Oct 2019 - Race distance: 4km

World Record	4:10.236 GBR - Great Britain	Rio de Janeiro (BRA)	13 AUG 2016
---------------------	------------------------------	----------------------	-------------

Heat	Race Number	Team / Name	Time
1		RUS - Russian Federation	_____
	289	DRONOVA Tamara	
	291	MALKOVA Daria	
	292	MILIAEVA Mariia	
	293	NOVOLODSKAYA Mariia	
2		UKR - Ukraine	_____
	88	FEDOTOVA Kseniia	
	324	BIRIUKOVA Yuliia	
	325	KLIACHINA Oksana	
	328	SOLOVEI Ganna	
3		BLR - Belarus	_____
	107	AMIALIUSIK Alena	
	109	PIVAVARAVA Palina	
	111	SAVENKA Ina	
	112	SAVENKA Karalina	
4		IRL - Ireland	_____
	210	GILLESPIE Lara	
	211	GRIFFIN Mia	
	212	MURPHY Kelly	
	213	SHARPE Alice	
5		FRA - France	_____
	16	COPPONI Clara	
	158	BORRAS Marion	
	159	DEMAY Coralie	
	160	FORTIN Valentine	
6		BEL - Belgium	_____
	4	D'HOORE Jolien	
	49	DOM Annelies	
	98	BOSSUYT Shari	
	100	KOPECKY Lotte	

1-3 November 2019

Communiqué no. 121

Women's Team Pursuit / Poursuite par équipe femmes
Qualifying / Qualifications
Start List / Liste de départ

Thu 31 Oct 2019 - Race distance: 4km

Heat	Race Number	Team / Name	Time
7		GER - Germany	_____
	182	BRAUSSE Franziska	
	183	BRENNAUER Lisa	
	185	KLEIN Lisa	
	186	KROGER Mieke	
8		POL - Poland	_____
	34	PIKULIK Daria	
	270	KACZKOWSKA Justyna	
	271	KARASIEWICZ Karolina	
	275	PLOSAJ Nikol	
9		USA - United States	_____
	43	VALENTE Jennifer	
	335	BIRCH Christina	
	336	DYGERT Chloe	
	340	WHITE Emma	
10		GBR - Great Britain	_____
	18	KENNY Laura	
	169	BARKER Megan	
	170	KNIGHT Josie	
	172	NELSON Emily	
11		ITA - Italy	_____
	26	PATERNOSTER Letizia	
	222	BALSAMO Elisa	
	223	CAVALLI Marta	
	225	GUAZZINI Vittoria	

Progression rule:

The eight teams recording the best times in the qualifying round will be matched in the First round as follows:

The 6th fastest team against the 7th fastest team.

The 5th fastest team against the 8th fastest team.

The 2nd fastest team against the 3rd fastest team.

The fastest team against the 4th fastest team.

1-3 November 2019

Communiqué no. 121

Women's Team Pursuit / Poursuite par équipe femmes**Qualifying / Qualifications****Start List / Liste de départ**

Thu 31 Oct 2019 - Race distance: 4km

Heat	Race Number	Team / Name	Time
------	----------------	----------------	------

Communiqué approved by the Secretary of the Commissaires Panel:
.....**Note:**

The composition of the teams may be subject to change up to one hour before the start of the race.

1-3 November 2019

Communiqué no. 140

Women's Omnium / Omnium femmes
World Cup Standings / Classement coupe du monde

As of SUN 3 NOV 2019

Event No 1	Minsk (BLR)	1-3 NOV 2019
Event No 2	Glasgow (GBR)	8-10 NOV 2019
Event No 3	Hong-Kong (HKG)	29 NOV-1 DEC 2019
Event No 4	Cambridge (NZL)	6-8 DEC 2019
Event No 5	Brisbane (AUS)	13-15 DEC 2019
Event No 6	Milton (CAN)	24-26 JAN 2020

Rank	Name	Team Code	Event No 1	Event No 2	Event No 3	Event No 4	Event No 5	Event No 6	Total Points
1	VALENTE Jennifer	USA	500,0						500,0
2	PATERNOSTER Letizia	ITA	450,0						450,0
3	KENNY Laura	GBR	400,0						400,0
4	PIKULIK Daria	POL	375,0						375,0
5	COPPONI Clara	FRA	350,0						350,0
6	DIDERIKSEN Amalie	DEN	325,0						325,0
7	WILD Kirsten	NED	300,0						300,0
8	D'HOORE Jolien	BEL	275,0						275,0
9	KLIMOVA Diana	RUS	250,0						250,0
10	SHARAKOVA Tatsiana	BLR	225,0						225,0
11	MARTINS Maria	POR	205,0						205,0
12	LEE Sze Wing	HKG	190,0						190,0
13	STENBERG Anita Yvonne	NOR	175,0						175,0
14	EBERHARDT Verena	AUT	160,0						160,0
15	KAY Emily	IRL	145,0						145,0
16	JOSEPH Amber	BAR	130,0						130,0
17	USABIAGA BALERDI Irene	ESP	120,0						120,0
18	WANG Xiaofei	CHN	110,0						110,0
19	WALDIS Andrea	SUI	100,0						100,0
20	ZABELINSKAYA Olga	UZB	90,0						90,0
21	COLES-LYSTER Maggie	CAN	80,0						80,0
22	BALEISYTE Olivija	LTU	70,0						70,0
23	SULTANOVA Rinata	KAZ	60,0						60,0
24	MEDVEDOVA Tereza	SVK	50,0						50,0

Women's Omnium / Omnium femmes
Final Classification / Classement final

Rank	Race No.	Name	Team Code	Scratch Race 1/4	Tempo Race 2/4	Elimination Race 3/4	Sub Total Points	Points Race 4/4 (80 Laps - 20 Km)										Total Points	
								Sprint Points								Lap Points			Finish Order
								1	2	3	4	5	6	7	8	+	-		
1	43	VALENTE Jennifer	USA	40 (1)	40 (1)	36 (3)	116 (1)		5	1		3		5			21	130	
2	26	PATERNOSTER Letizia	ITA	36 (3)	38 (2)	38 (2)	112 (2)	1					3				11	116	
3	18	KENNY Laura	GBR	38 (2)	18 (12)	40 (1)	96 (3)	3		2		5	2				9	108	
4	34	PIKULIK Daria	POL	20 (11)	34 (4)	34 (4)	88 (5)		1						10		1	99	
5	16	COPPONI Clara	FRA	28 (7)	20 (11)	24 (9)	72 (8)				2			1	4		3	99	
6	12	DIDERIKSEN Amalie	DEN	32 (5)	36 (3)	22 (10)	90 (4)					2	2				8	94	
7	31	WILD Kirsten	NED	34 (4)	22 (10)	32 (5)	88 (6)			5							22	93	
8	4	D'HOORE Jolien	BEL	24 (9)	32 (5)	30 (6)	86 (7)								6		2	92	
9	37	KLIMOVA Diana	RUS	18 (12)	28 (7)	1 (22)	47 (12)	2	2				5			20	16	76	
10	6	SHARAKOVA Tatsiana	BLR	6 (18)	1 (21)	28 (7)	35 (15)				5	1				20	15	61	
11	36	MARTINS Maria	POR	26 (8)	30 (6)	1 (23)	57 (9)										7	57	
12	22	LEE Sze Wing	HKG	10 (16)	24 (9)	20 (11)	54 (11)								2		4	56	
13	32	STENBERG Anita Yvonne	NOR	16 (13)	26 (8)	14 (14)	56 (10)										5	56	
14	1	EBERHARDT Verena	AUT	12 (15)	10 (16)	6 (18)	28 (19)	5			3					20	17	56	
15	24	KAY Emily	IRL	22 (10)	12 (15)	12 (15)	46 (13)		3								10	49	
16	2	JOSEPH Amber	BAR	30 (6)	4 (19)	2 (20)	36 (14)										6	36	
17	14	USABIAGA BALERDI Irene	ESP	1 (21)	6 (18)	26 (8)	33 (16)										20	33	
18	10	WANG Xiaofei	CHN	14 (14)	14 (14)	4 (19)	32 (18)										12	32	
19	39	WALDIS Andrea	SUI	4 (19)	2 (20)	18 (12)	24 (20)			3	1						18	28	
20	45	ZABELINSKAYA Olga	UZB	1 (22)	1 (23)	1 (21)	3 (23)						3			20	13	26	
21	8	COLES-LYSTER Maggie	CAN	1 (23)	1 (22)	16 (13)	18 (22)										14	18	
22	29	BALEISYTE Olivija	LTU	8 (17)	16 (13)	8 (17)	32 (17)										20	12	
23	28	SULTANOVA Rinata	KAZ	1 (24)	1 (24)	1 (24)	3 (24)						1				19	4	
24	40	MEDVEDOVA Tereza	SVK	2 (20)	8 (17)	10 (16)	20 (21)										20	23	0
								Elapsed Time: 24:39 - Average Speed: 48,651km/h											

Communiqué approved by the Secretary of the Commissaires Panel:

NOTES

Points scale for the first three phases: 1st: 40 points, 2nd: 38 points, 3rd: 36 points, etc.

LEGEND

- Points lost + Points gained nn (x) Points (Rank) No. Number

1-3 November 2019

Communiqué no. 139

Women's Omnium / Omnium femmes
Results Progression / Tableau de progression

Rank	Race No.	Name	Team Code		Scratch Race 1/4		Tempo Race 2/4		Elimination Race 3/4		Points Race 4/4
					Rank	Points	Rank	Points	Rank	Points	Points
1	43	VALENTE Jennifer	USA	Race result:	1	40	1	40	3	36	14
				Overall:	1	40	1	80	1	116	130
2	26	PATERNOSTER Letizia	ITA	Race result:	3	36	2	38	2	38	4
				Overall:	3	36	2	74	2	112	116
3	18	KENNY Laura	GBR	Race result:	2	38	12	18	1	40	12
				Overall:	2	38	4	56	3	96	108
4	34	PIKULIK Daria	POL	Race result:	11	20	4	34	4	34	11
				Overall:	11	20	8	54	5	88	99
5	16	COPPONI Clara	FRA	Race result:	7	28	11	20	9	24	27
				Overall:	7	28	9	48	8	72	99
6	12	DIDERIKSEN Amalie	DEN	Race result:	5	32	3	36	10	22	4
				Overall:	5	32	3	68	4	90	94
7	31	WILD Kirsten	NED	Race result:	4	34	10	22	5	32	5
				Overall:	4	34	5	56	6	88	93
8	4	D'HOORE Jolien	BEL	Race result:	9	24	5	32	6	30	6
				Overall:	9	24	6	56	7	86	92
9	37	KLIMOVA Diana	RUS	Race result:	12	18	7	28	22	1	29
				Overall:	12	18	10	46	12	47	76
10	6	SHARAKOVA Tatsiana	BLR	Race result:	18	6	21	1	7	28	26
				Overall:	18	6	20	7	15	35	61
11	36	MARTINS Maria	POR	Race result:	8	26	6	30	23	1	0
				Overall:	8	26	7	56	9	57	57
12	22	LEE Sze Wing	HKG	Race result:	16	10	9	24	11	20	2
				Overall:	16	10	13	34	11	54	56
13	32	STENBERG Anita Yvonne	NOR	Race result:	13	16	8	26	14	14	0
				Overall:	13	16	11	42	10	56	56
14	1	EBERHARDT Verena	AUT	Race result:	15	12	16	10	18	6	28
				Overall:	15	12	17	22	19	28	56
15	24	KAY Emily	IRL	Race result:	10	22	15	12	15	12	3
				Overall:	10	22	14	34	13	46	49
16	2	JOSEPH Amber	BAR	Race result:	6	30	19	4	20	2	0
				Overall:	6	30	12	34	14	36	36
17	14	USABIAGA BALERDI Irene	ESP	Race result:	21	1	18	6	8	26	0
				Overall:	21	1	19	7	16	33	33
18	10	WANG Xiaofei	CHN	Race result:	14	14	14	14	19	4	0
				Overall:	14	14	15	28	18	32	32
19	39	WALDIS Andrea	SUI	Race result:	19	4	20	2	12	18	4
				Overall:	19	4	21	6	20	24	28
20	45	ZABELINSKAYA Olga	UZB	Race result:	22	1	23	1	21	1	23
				Overall:	22	1	23	2	23	3	26
21	8	COLES-LYSTER Maggie	CAN	Race result:	23	1	22	1	13	16	0
				Overall:	23	1	22	2	22	18	18
22	29	BALEISYTE Olivija	LTU	Race result:	17	8	13	16	17	8	-20
				Overall:	17	8	16	24	17	32	12
23	28	SULTANOVA Rinata	KAZ	Race result:	24	1	24	1	24	1	1
				Overall:	24	1	24	2	24	3	4
24	40	MEDVEDOVA Tereza	SVK	Race result:	20	2	17	8	16	10	-20
				Overall:	20	2	18	10	21	20	0

1-3 November 2019

Communiqué no. 139

Women's Omnium / Omnium femmes
Results Progression / Tableau de progression

Rank	Race No.	Name	Team Code	Scratch Race 1/4		Tempo Race 2/4		Elimination Race 3/4		Points Race 4/4
				Rank	Points	Rank	Points	Rank	Points	Points

Note:

Points scale for the first 4 phases : 1st: 40 points, 2nd: 38 points, 3rd: 36 points, etc.

LEGEND
No. Number

1-3 November 2019

Communiqué no. 137

Women's Omnium / Omnium femmes
Points Race 4\4 / Course aux points 4\4
Start List / Liste de départ

Sun 3 Nov 2019 - Race distance: 80 laps (20km) with 8 sprints

Race Number	Name	Team Code
-------------	------	-----------

At the fence

43	VALENTE Jennifer	USA
18	KENNY Laura	GBR
34	PIKULIK Daria	POL
4	D'HOORE Jolien	BEL
36	MARTINS Maria	POR
22	LEE Sze Wing	HKG
24	KAY Emily	IRL
6	SHARAKOVA Tatsiana	BLR
29	BALEISYTE Olivija	LTU
1	EBERHARDT Verena	AUT
40	MEDVEDOVA Tereza	SVK
45	ZABELINSKAYA Olga	UZB

At the blue band

26	PATERNOSTER Letizia	ITA
12	DIDERIKSEN Amalie	DEN
31	WILD Kirsten	NED
16	COPPONI Clara	FRA
32	STENBERG Anita Yvonne	NOR
37	KLIMOVA Diana	RUS
2	JOSEPH Amber	BAR
14	USABIAGA BALERDI Irene	ESP
10	WANG Xiaofei	CHN
39	WALDIS Andrea	SUI
8	COLES-LYSTER Maggie	CAN
28	SULTANOVA Rinata	KAZ

Communiqué approved by the Secretary of the Commissaires Panel:

.....

1-3 November 2019

Communiqué no. 135

Women's Omnium / Omnium femmes
Elimination Race 3\4 / Course par élimination 3\4
Results / Résultats

Sun 3 Nov 2019

 Elapsed time: **13:58**

 Average Speed: **49,399km/h**

Rank	Race Number	Name	Team Code
1	18	KENNY Laura	GBR
2	26	PATERNOSTER Letizia	ITA
3	43	VALENTE Jennifer	USA
4	34	PIKULIK Daria	POL
5	31	WILD Kirsten	NED
6	4	D'HOORE Jolien	BEL
7	6	SHARAKOVA Tatsiana	BLR
8	14	USABIAGA BALERDI Irene	ESP
9	16	COPPONI Clara	FRA
10	12	DIDERIKSEN Amalie	DEN
11	22	LEE Sze Wing	HKG
12	39	WALDIS Andrea	SUI
13	8	COLES-LYSTER Maggie	CAN
14	32	STENBERG Anita Yvonne	NOR
15	24	KAY Emily	IRL
16	40	MEDVEDOVA Tereza	SVK
17	29	BALEISYTE Olivija	LTU
18	1	EBERHARDT Verena	AUT
19	10	WANG Xiaofei	CHN
20	2	JOSEPH Amber	BAR
21	45	ZABELINSKAYA Olga	UZB
22	37	KLIMOVA Diana	RUS
23	36	MARTINS Maria	POR
24	28	SULTANOVA Rinata	KAZ

Communiqué approved by the Secretary of the Commissaires Panel:

1-3 November 2019

Communiqué no. 134

Women's Omnium / Omnium femmes
Elimination Race 3\4 / Course par élimination 3\4
Start List / Liste de départ

Race Number	Name	Team Code
-------------	------	-----------

At the fence

43	VALENTE Jennifer	USA
12	DIDERIKSEN Amalie	DEN
31	WILD Kirsten	NED
36	MARTINS Maria	POR
16	COPPONI Clara	FRA
32	STENBERG Anita Yvonne	NOR
22	LEE Sze Wing	HKG
10	WANG Xiaofei	CHN
1	EBERHARDT Verena	AUT
14	USABIAGA BALERDI Irene	ESP
39	WALDIS Andrea	SUI
45	ZABELINSKAYA Olga	UZB

At the blue band

26	PATERNOSTER Letizia	ITA
18	KENNY Laura	GBR
4	D'HOORE Jolien	BEL
34	PIKULIK Daria	POL
37	KLIMOVA Diana	RUS
2	JOSEPH Amber	BAR
24	KAY Emily	IRL
29	BALEISYTE Olivija	LTU
40	MEDVEDOVA Tereza	SVK
6	SHARAKOVA Tatsiana	BLR
8	COLES-LYSTER Maggie	CAN
28	SULTANOVA Rinata	KAZ

Communiqué approved by the Secretary of the Commissaires Panel:

1-3 November 2019

Communiqué no. 132

Women's Omnium / Omnium femmes
Tempo Race 2\4 / Course tempo 2\4
Results / Résultats

Sun 3 Nov 2019 - Race distance: 30 laps (7,5km)

 Elapsed time: **8:52**

 Average Speed: **50,746km/h**

Rank	Race No.	Name	Team Code	Sprints Won	Lap Points			Finish Order	Total Points
					+	-	Balance		
1	43	VALENTE Jennifer	USA	10, 13, 14	20		20	2	23
2	26	PATERNOSTER Letizia	ITA	5, 8, 12	20		20	3	23
3	12	DIDERIKSEN Amalie	DEN	6, 11	20		20	24	22
4	34	PIKULIK Daria	POL	9	20		20	6	21
5	4	D'HOORE Jolien	BEL	7	20		20	11	21
6	36	MARTINS Maria	POR		20		20	20	20
7	37	KLIMOVA Diana	RUS	19, 21, 22, 23, 24, 25, 26				1	7
8	32	STENBERG Anita Yvonne	NOR	15, 18, 20				19	3
9	22	LEE Sze Wing	HKG	16, 17				21	2
10	31	WILD Kirsten	NED	3				4	1
11	16	COPPONI Clara	FRA	4				5	1
12	18	KENNY Laura	GBR	2				12	1
13	29	BALEISYTE Olivija	LTU	1				23	1
14	10	WANG Xiaofei	CHN					7	0
15	24	KAY Emily	IRL					8	0
16	1	EBERHARDT Verena	AUT					9	0
17	40	MEDVEDOVA Tereza	SVK					10	0
18	14	USABIAGA BALERDI Irene	ESP					13	0
19	2	JOSEPH Amber	BAR					14	0
20	39	WALDIS Andrea	SUI					15	0
21	6	SHARAKOVA Tatsiana	BLR					16	0
22	8	COLES-LYSTER Maggie	CAN					17	0
23	45	ZABELINSKAYA Olga	UZB					18	0
24	28	SULTANOVA Rinata	KAZ					22	0

Communiqué approved by the Secretary of the Commissaires Panel:

LEGEND			
-	Points lost	+	Points gained
No.	Number		

1-3 November 2019

Communiqué no. 131

Women's Omnium / Omnium femmes
Tempo Race 2\4 / Course tempo 2\4
Start List / Liste de départ

Sun 3 Nov 2019 - Race distance: 30 laps (7,5km)

Race Number	Name	Team Code
-------------	------	-----------

At the fence

43	VALENTE Jennifer	USA
26	PATERNOSTER Letizia	ITA
12	DIDERIKSEN Amalie	DEN
16	COPPONI Clara	FRA
4	D'HOORE Jolien	BEL
34	PIKULIK Daria	POL
32	STENBERG Anita Yvonne	NOR
1	EBERHARDT Verena	AUT
29	BALEISYTE Olivija	LTU
39	WALDIS Andrea	SUI
14	USABIAGA BALERDI Irene	ESP
8	COLES-LYSTER Maggie	CAN

At the blue band

18	KENNY Laura	GBR
31	WILD Kirsten	NED
2	JOSEPH Amber	BAR
36	MARTINS Maria	POR
24	KAY Emily	IRL
37	KLIMOVA Diana	RUS
10	WANG Xiaofei	CHN
22	LEE Sze Wing	HKG
6	SHARAKOVA Tatsiana	BLR
40	MEDVEDOVA Tereza	SVK
45	ZABELINSKAYA Olga	UZB
28	SULTANOVA Rinata	KAZ

Communiqué approved by the Secretary of the Commissaires Panel:

.....

1-3 November 2019

Communiqué no. 129

Women's Omnium / Omnium femmes
Scratch Race 1¼ / Course scratch 1¼
Results / Résultats

Sun 3 Nov 2019 - Race distance: 30 laps (7,5km)

 Elapsed time: **9:16**

 Average Speed: **48,511km/h**

Rank	Race Number	Name	Team Code	Laps Down
1	43	VALENTE Jennifer	USA	
2	18	KENNY Laura	GBR	
3	26	PATERNOSTER Letizia	ITA	
4	31	WILD Kirsten	NED	
5	12	DIDERIKSEN Amalie	DEN	
6	2	JOSEPH Amber	BAR	
7	16	COPPONI Clara	FRA	
8	36	MARTINS Maria	POR	
9	4	D'HOORE Jolien	BEL	
10	24	KAY Emily	IRL	
11	34	PIKULIK Daria	POL	
12	37	KLIMOVA Diana	RUS	
13	32	STENBERG Anita Yvonne	NOR	
14	10	WANG Xiaofei	CHN	
15	1	EBERHARDT Verena	AUT	
16	22	LEE Sze Wing	HKG	
17	29	BALEISYTE Olivija	LTU	
18	6	SHARAKOVA Tatsiana	BLR	
19	39	WALDIS Andrea	SUI	
20	40	MEDVEDOVA Tereza	SVK	
21	14	USABIAGA BALERDI Irene	ESP	
22	45	ZABELINSKAYA Olga	UZB	
23	8	COLES-LYSTER Maggie	CAN	
24	28	SULTANOVA Rinata	KAZ	

Communiqué approved by the Secretary of the Commissaires Panel:

1-3 November 2019

Communiqué no. 128

Women's Omnium / Omnium femmes
Scratch Race 1\4 / Course scratch 1\4
Start List / Liste de départ

Sun 3 Nov 2019 - Race distance: 30 laps (7,5km)

Race Number	Name	Team Code
-------------	------	-----------

At the fence

31	WILD Kirsten	NED
10	WANG Xiaofei	CHN
26	PATERNOSTER Letizia	ITA
34	PIKULIK Daria	POL
12	DIDERIKSEN Amalie	DEN
1	EBERHARDT Verena	AUT
45	ZABELINSKAYA Olga	UZB
18	KENNY Laura	GBR
2	JOSEPH Amber	BAR
6	SHARAKOVA Tatsiana	BLR
8	COLES-LYSTER Maggie	CAN
37	KLIMOVA Diana	RUS

At the blue band

43	VALENTE Jennifer	USA
36	MARTINS Maria	POR
29	BALEISYTE Olivija	LTU
32	STENBERG Anita Yvonne	NOR
39	WALDIS Andrea	SUI
14	USABIAGA BALERDI Irene	ESP
22	LEE Sze Wing	HKG
28	SULTANOVA Rinata	KAZ
16	COPPONI Clara	FRA
24	KAY Emily	IRL
4	D'HOORE Jolien	BEL
40	MEDVEDOVA Tereza	SVK

Communiqué approved by the Secretary of the Commissaires Panel:

.....

1-3 November 2019

Communiqué no. 143

Women's Madison / Madison femmes
World Cup Standings / Classement coupe du monde

As of SAT 2 NOV 2019

Event No 1	Minsk (BLR)	1-3 NOV 2019
Event No 2	Glasgow (GBR)	8-10 NOV 2019
Event No 3	Hong-Kong (HKG)	29 NOV-1 DEC 2019
Event No 4	Cambridge (NZL)	6-8 DEC 2019
Event No 5	Brisbane (AUS)	13-15 DEC 2019
Event No 6	Milton (CAN)	24-26 JAN 2020

Rank	Name	Team Code	Event No 1	Event No 2	Event No 3	Event No 4	Event No 5	Event No 6	Total Points
1	NETHERLANDS	NED	500,0						500,0
2	GREAT BRITAIN	GBR	450,0						450,0
3	FRANCE	FRA	400,0						400,0
4	POLAND	POL	375,0						375,0
5	UNITED STATES OF AMERICA	USA	350,0						350,0
6	GERMANY	GER	325,0						325,0
7	BELGIUM	BEL	300,0						300,0
8	ITALY	ITA	275,0						275,0
9	DENMARK	DEN	250,0						250,0
10	RUSSIAN FEDERATION	RUS	225,0						225,0
11	PEOPLE'S REPUBLIC OF CHINA	CHN	205,0						205,0
12	SWITZERLAND	SUI	190,0						190,0
13	UKRAINE	UKR	175,0						175,0
14	IRELAND	IRL	160,0						160,0
15	BELARUS	BLR	145,0						145,0
16	HONG KONG, CHINA	HKG	130,0						130,0
17	CZECH REPUBLIC	CZE	120,0						120,0

1-3 November 2019

Communiqué no. 142

Women's Madison / Madison femmes
Results / Résultats

Sat 2 Nov 2019 - Race distance: 120 laps (30km) with 12 sprints

 Elapsed time: **33:47**

 Average Speed: **53,268km/h**

Rank	Race Number	Team Name	Sprint Number												Lap Points			Finish Order	Points
			1	2	3	4	5	6	7	8	9	10	11	12	+	-	Balance		
1	1	NED - Netherlands	5	5	3	3	5	3	2		2	1	1		20		20	6	50
		Black WILD Kirsten																	
		Red PIETERS Amy																	
2	8	GBR - Great Britain	2		5	5	2		3		5			2	20		20	4	44
		Black KENNY Laura																	
		Red NELSON Emily																	
3	14	FRA - France	1					2	5		3			4	20		20	3	35
		Black COPPONI Clara																	
		Red ie NET Marie																	
4	4	POL - Poland		2				5		2		5	3	10				1	27
		Black PIKULIK Daria																	
		Red PLOSAJ Nikol																	
5	17	USA - United States						1	1						20		20	5	22
		Black VALENTE Jennifer																	
		Red BIRCH Christina																	
6	15	GER - Germany				2				1		3	5	6				2	17
		Black BRAUSSE Franziska																	
		Red KLEIN Lisa																	
7	2	BEL - Belgium	3							5			2					7	10
		Black BOSSUYT Shari																	
		Red KOPECKY Lotte																	
8	3	ITA - Italy		1	1	1					1	2						13	6
		Black PATERNOSTER Letizia																	
		Red BALSAMO Elisa																	
9	9	DEN - Denmark		3	2		1											14	6
		Black DIDERIKSEN Amalie																	
		Red SCHMIDT Trine																	
10	11	RUS - Russian Federation					3											8	3
		Black KLIMOVA Diana																	
		Red NOVOLODSKAYA Mariia																	
11	6	CHN - China								3								12	3
		Black WANG Xiaofei																	
		Red LIU Jiali																	
12	7	SUI - Switzerland																9	0
		Black WALDIS Andrea																	
		Red ANDRES Michelle																	
13	10	UKR - Ukraine																10	0
		Black KLIACHINA Oksana																	
		Red SOLOVEI Ganna																	
14	12	IRL - Ireland																15	0
		Black KAY Emily																	
		Red SHARPE Alice																	
15	16	BLR - Belarus													20	-20		11	-20
		Black PIVAVARAVA Palina																	
		Red SAVENKA Ina																	

1-3 November 2019

Communiqué no. 142

Women's Madison / Madison femmes
Results / Résultats

Sat 2 Nov 2019 - Race distance: 120 laps (30km) with 12 sprints

 Elapsed time: **33:47**

 Average Speed: **53,268km/h**

Rank	Race Number	Team Name	Sprint Number												Lap Points			Finish Order	Points	
			1	2	3	4	5	6	7	8	9	10	11	12	+	-	Balance			
16	5	HKG - Hong Kong, China															20	-20	16	-20
		Black PANG Yao																		
		Red YANG Qianyu																		
17	13	CZE - Czech Republic															40	-40	17	-40
		Black MACHACOVA Jarmila																		
		Red KOHOUTKOVA Katerina																		
	18	MEX - Mexico															60	-60		DNF
		Black ARREOLA NAVARRO Sofia																		
		Red ACEVEDO MENDOZA Yareli																		

No 9 DENMARK (DEN)

Warning for moving down towards the inside of the track when a rival was already there
 Avertissement pour s'être rabattu vers l'intérieur alors que son concurrent s'y trouvait déjà

Communiqué approved by the Secretary of the Commissaires Panel:

LEGEND
 DNF Did Not Finish

1-3 November 2019

Communiqué no. 141 Rectificatif 1

Women's Madison / Madison femmes
Start List / Liste de départ

Sat 2 Nov 2019 - Race distance: 120 laps (30km) with 12 sprints

Race Number	Team	Colour	Name
1	NED - Netherlands	BLACK RED	WILD Kirsten PIETERS Amy
2	BEL - Belgium	BLACK RED	BOSSUYT Shari KOPECKY Lotte
3	ITA - Italy	BLACK RED	PATERNOSTER Letizia BALSAMO Elisa
4	POL - Poland	BLACK RED	PIKULIK Daria PLOSAJ Nikol
5	HKG - Hong Kong, China	BLACK RED	PANG Yao YANG Qianyu
6	CHN - China	BLACK RED	WANG Xiaofei LIU Jiali
7	SUI - Switzerland	BLACK RED	WALDIS Andrea ANDRES Michelle
8	GBR - Great Britain	BLACK RED	KENNY Laura NELSON Emily
9	DEN - Denmark	BLACK RED	DIDERIKSEN Amalie SCHMIDT Trine
10	UKR - Ukraine	BLACK RED	KLIACHINA Oksana SOLOVEI Ganna
11	RUS - Russian Federation	BLACK RED	KLIMOVA Diana NOVOLODSKAYA Mariia
12	IRL - Ireland	BLACK RED	KAY Emily SHARPE Alice
13	CZE - Czech Republic	BLACK RED	MACHACOVA Jarmila KOHOUTKOVA Katerina
14	FRA - France	BLACK RED	COPPONI Clara le NET Marie
15	GER - Germany	BLACK RED	BRAUSSE Franziska KLEIN Lisa

1-3 November 2019

Communiqué no. 141 Rectificatif 1

Women's Madison / Madison femmes**Start List / Liste de départ**

Sat 2 Nov 2019 - Race distance: 120 laps (30km) with 12 sprints

Race Number	Team	Colour	Name
16	BLR - Belarus	BLACK	PIVAVARAVA Palina
		RED	SAVENKA Ina
17	USA - United States	BLACK	VALENTE Jennifer
		RED	BIRCH Christina
18	MEX - Mexico	BLACK	ARREOLA NAVARRO Sofia
		RED	ACEVEDO MENDOZA Yareli

Communiqué approved by the Secretary of the Commissaires Panel:
.....

1-3 November 2019

Communiqué no. 150

Women's Points Race / Course aux points femmes
World Cup Standings / Classement coupe du monde

As of FRI 1 NOV 2019

Event No 1	Minsk (BLR)	1-3 NOV 2019
Event No 2	Glasgow (GBR)	8-10 NOV 2019
Event No 3	Hong-Kong (HKG)	29 NOV-1 DEC 2019
Event No 4	Cambridge (NZL)	6-8 DEC 2019
Event No 5	Brisbane (AUS)	13-15 DEC 2019
Event No 6	Milton (CAN)	24-26 JAN 2020

Rank	Name	Team Code	Event No 1	Event No 2	Event No 3	Event No 4	Event No 5	Event No 6	Total Points
1	VALENTE Jennifer	USA	500,0						500,0
2	CONFALONIERI Maria Giulia	ITA	450,0						450,0
3	SHARAKOVA Tatsiana	BLR	400,0						400,0
4	PIETERS Amy	NED	375,0						375,0
5	STENBERG Anita Yvonne	NOR	350,0						350,0
6	BECKER Charlotte	GER	325,0						325,0
7	LEUNG Bo Yee	HKG	300,0						300,0
8	EBERHARDT Verena	AUT	275,0						275,0
9	CHULKOVA Anastasia	CAT	250,0						250,0
10	BERTEAU Victoire	FRA	225,0						225,0
11	SCHMIDT Trine	DEN	205,0						205,0
12	ARREOLA NAVARRO Sofia	MEX	190,0						190,0
13	MARTINS Maria	POR	175,0						175,0
14	DOM Annelies	BEL	160,0						160,0
15	FEDOTOVA Kseniia	UKR	145,0						145,0
16	USABIAGA BALERDI Ana	EUS	130,0						130,0
17	PIKULIK Wiktoria	POL	120,0						120,0
18	AVERINA Mariia	MCT	110,0						110,0
19	MACHACOVA Jarmila	CZE	100,0						100,0
20	JOSEPH Amber	BAR	90,0						90,0
21	MEDVEDOVA Tereza	SVK	80,0						80,0
21	USABIAGA BALERDI Irene	ESP	80,0						80,0
23	ZABELINSKAYA Olga	UZB	70,0						70,0
23	ZHANG Ying	CHN	70,0						70,0
25	ANDRES Michelle	SUI	60,0						60,0
25	ROSTOVTSEVA Maria	RUS	60,0						60,0

1-3 November 2019

Communiqué no. 149

Women's Points Race / Course aux points femmes
Final / Finale
Results / Résultats

Fri 1 Nov 2019 - Race distance: 100 laps (25km) with 10 sprints

 Elapsed time: **31:21**

 Average Speed: **47,837km/h**

Rank	Race No.	Name	Team Code	Sprint Number										Finish Order	Lap Points			Total Points
				1	2	3	4	5	6	7	8	9	10		+	-	Balance	
1	43	VALENTE Jennifer	USA	5	3	1	5	5	1		1	5		19	40		40	66
2	68	CONFALONIERI Maria Giulia	ITA		2						5	1	10	1	20		20	38
3	6	SHARAKOVA Tatsiana	BLR			5	1		3		3	3		6	20		20	35
4	78	PIETERS Amy	NED			2			2			2	6	2	20		20	32
5	32	STENBERG Anita Yvonne	NOR					3		1			4	3	20		20	28
6	63	BECKER Charlotte	GER			3				2	2			13	20		20	27
7	65	LEUNG Bo Yee	HKG					2						11	20		20	22
8	1	EBERHARDT Verena	AUT	3			3	1	5					18				12
9	52	CHULKOVA Anastasia	CAT	2						5				8				7
10	61	BERTEAU Victoire	FRA	1	1								2	4				4
11	56	SCHMIDT Trine	DEN							3				17				3
12	76	ARREOLA NAVARRO Sofia	MEX				2							9				2
13	36	MARTINS Maria	POR											5				0
14	49	DOM Annelies	BEL											7				0
15	88	FEDOTOVA Kseniia	UKR											10				0
16	59	USABIAGA BALERDI Ana	EUS											12				0
17	80	PIKULIK Wiktoria	POL											14				0
18	74	AVERINA Mariia	MCT											15				0
19	55	MACHACOVA Jarmila	CZE											16				0
20	2	JOSEPH Amber	BAR		5									20		20	-20	-15

Communiqué approved by the Secretary of the Commissaires Panel:

LEGEND

- Points lost + Points gained No. Number

1-3 November 2019

Communiqué no. 148

Women's Points Race / Course aux points femmes
Final / Finale
Start List / Liste de départ

Fri 1 Nov 2019 - Race distance: 100 laps (25km) with 10 sprints

Race Number	Name	Team Code
-------------	------	-----------

At the fence

55	MACHACOVA Jarmila	CZE
68	CONFALONIERI Maria Giulia	ITA
36	MARTINS Maria	POR
65	LEUNG Bo Yee	HKG
88	FEDOTOVA Kseniia	UKR
76	ARREOLA NAVARRO Sofia	MEX
32	STENBERG Anita Yvonne	NOR
52	CHULKOVA Anastasia	CAT
80	PIKULIK Wiktoria	POL
49	DOM Annelies	BEL

At the blue band

43	VALENTE Jennifer	USA
6	SHARAKOVA Tatsiana	BLR
63	BECKER Charlotte	GER
78	PIETERS Amy	NED
56	SCHMIDT Trine	DEN
1	EBERHARDT Verena	AUT
59	USABIAGA BALERDI Ana	EUS
61	BERTEAU Victoire	FRA
2	JOSEPH Amber	BAR
74	AVERINA Mariia	MCT

Communiqué approved by the Secretary of the Commissaires Panel:

.....

1-3 November 2019

Communiqué no. 147

Women's Points Race / Course aux points femmes
Qualifying Heat 2 / Qualifications série 2
Results / Résultats

Fri 1 Nov 2019 - Race distance: 60 laps (15km) with 6 sprints

 Elapsed time: **18:41**

 Average Speed: **48,135km/h**

Rank	Race No.	Name	Team Code	Sprint Number						Finish Order	Lap Points			Total Points
				1	2	3	4	5	6		+	-	Balance	
1	43	VALENTE Jennifer	USA	5		5		5	4	3	20		20	39
2	6	SHARAKOVA Tatsiana	BLR		5			2	10	1	20		20	37
3	63	BECKER Charlotte	GER			2			6	2	20		20	28
4	78	PIETERS Amy	NED	3		3				5	20		20	26
5	56	SCHMIDT Trine	DEN			1				11	20		20	21
6	1	EBERHARDT Verena	AUT		3			3	2	4				8
7	59	USABIAGA BALERDI Ana	EUS				5			10				5
8	61	BERTEAU Victoire	FRA	2			3			13				5
9	2	JOSEPH Amber	BAR		1		2			6				3
10	74	AVERINA Mariia	MCT	1			1			7				2
11	40	MEDVEDOVA Tereza	SVK		2					8				2
12	53	ZHANG Ying	CHN					1		12				1
13	85	ANDRES Michelle	SUI							9				0

Progression rule:

First 10 riders in each heat qualify to final.

Communiqué approved by the Secretary of the Commissaires Panel:

LEGEND

- Points lost + Points gained No. Number

1-3 November 2019

Communiqué no. 146

Women's Points Race / Course aux points femmes
Qualifying Heat 2 / Qualifications série 2
Start List / Liste de départ

Fri 1 Nov 2019 - Race distance: 60 laps (15km) with 6 sprints

Race Number	Name	Team Code
At the fence		
2	JOSEPH Amber	BAR
1	EBERHARDT Verena	AUT
6	SHARAKOVA Tatsiana	BLR
40	MEDVEDOVA Tereza	SVK
59	USABIAGA BALERDI Ana	EUS
85	ANDRES Michelle	SUI
63	BECKER Charlotte	GER
At the blue band		
43	VALENTE Jennifer	USA
56	SCHMIDT Trine	DEN
53	ZHANG Ying	CHN
61	BERTEAU Victoire	FRA
78	PIETERS Amy	NED
74	AVERINA Mariia	MCT

Progression rule:

First 10 riders in each heat qualify to final.

Communiqué approved by the Secretary of the Commissaires Panel:

1-3 November 2019

Communiqué no. 145

Women's Points Race / Course aux points femmes
Qualifying Heat 1 / Qualifications série 1
Results / Résultats

Fri 1 Nov 2019 - Race distance: 60 laps (15km) with 6 sprints

 Elapsed time: **18:22**

 Average Speed: **48,967km/h**

Rank	Race No.	Name	Team Code	Sprint Number						Finish Order	Lap Points			Total Points
				1	2	3	4	5	6		+	-	Balance	
1	55	MACHACOVA Jarmila	CZE			2			6	2	40		40	48
2	68	CONFALONIERI Maria Giulia	ITA		5	3		3		12	20		20	31
3	36	MARTINS Maria	POR	3		5				11	20		20	28
4	65	LEUNG Bo Yee	HKG							6	20		20	20
5	88	FEDOTOVA Kseniia	UKR							10	20		20	20
6	76	ARREOLA NAVARRO Sofia	MEX							13	20		20	20
7	32	STENBERG Anita Yvonne	NOR		2		3		10	1				15
8	52	CHULKOVA Anastasia	CAT	5			5	1		8				11
9	80	PIKULIK Wiktoria	POL	1	3		2		4	3				10
10	49	DOM Annelies	BEL		1				5	9				6
11	14	USABIAGA BALERDI Irene	ESP	2					2	4				4
12	45	ZABELINSKAYA Olga	UZB			1	1	2		7				4
13	83	ROSTOVTSEVA Maria	RUS							5				0

Progression rule:

First 10 riders in each heat qualify to final.

Communiqué approved by the Secretary of the Commissaires Panel:

LEGEND

- Points lost + Points gained No. Number

1-3 November 2019

Communiqué no. 144

Women's Points Race / Course aux points femmes
Qualifying Heat 1 / Qualifications série 1
Start List / Liste de départ

Fri 1 Nov 2019 - Race distance: 60 laps (15km) with 6 sprints

Race Number	Name	Team Code
At the fence		
68	CONFALONIERI Maria Giulia	ITA
76	ARREOLA NAVARRO Sofia	MEX
55	MACHACOVA Jarmila	CZE
14	USABIAGA BALERDI Irene	ESP
80	PIKULIK Wiktoria	POL
88	FEDOTOVA Kseniia	UKR
49	DOM Annelies	BEL
At the blue band		
45	ZABELINSKAYA Olga	UZB
36	MARTINS Maria	POR
32	STENBERG Anita Yvonne	NOR
65	LEUNG Bo Yee	HKG
83	ROSTOVTSEVA Maria	RUS
52	CHULKOVA Anastasia	CAT

Progression rule:

First 10 riders in each heat qualify to final.

Communiqué approved by the Secretary of the Commissaires Panel:

.....

1-3 November 2019

Communiqué no. 157

Women's Scratch Race / Course scratch femmes
World Cup Standings / Classement coupe du monde

As of FRI 1 NOV 2019

Event No 1	Minsk (BLR)	1-3 NOV 2019
Event No 2	Glasgow (GBR)	8-10 NOV 2019
Event No 3	Hong-Kong (HKG)	29 NOV-1 DEC 2019
Event No 4	Cambridge (NZL)	6-8 DEC 2019
Event No 5	Brisbane (AUS)	13-15 DEC 2019
Event No 6	Milton (CAN)	24-26 JAN 2020

Rank	Name	Team Code	Event No 1	Event No 2	Event No 3	Event No 4	Event No 5	Event No 6	Total Points
1	WILD Kirsten	NED	500,0						500,0
2	FIDANZA Martina	ITA	450,0						450,0
3	VALENTE Jennifer	USA	400,0						400,0
4	NELSON Emily	GBR	375,0						375,0
5	PIETRZAK Lucja	POL	350,0						350,0
6	COLES-LYSTER Maggie	CAN	325,0						325,0
7	KOHOUTKOVA Katerina	CZE	300,0						300,0
8	BALEISYTE Olivija	LTU	275,0						275,0
9	GRIFFIN Mia	IRL	250,0						250,0
10	CHULKOVA Anastasia	CAT	225,0						225,0
11	SULTANOVA Rinata	KAZ	205,0						205,0
12	BERTEAU Victoire	FRA	190,0						190,0
13	LIU Jiali	CHN	175,0						175,0
14	LEE Sze Wing	HKG	160,0						160,0
15	AVERINA Mariia	MCT	145,0						145,0
16	MEDVEDOVA Tereza	SVK	130,0						130,0
17	MALKOVA Daria	RUS	120,0						120,0
18	USABIAGA BALERDI Ana	EUS	110,0						110,0
19	USABIAGA BALERDI Irene	ESP	100,0						100,0
20	CROKET Gilke	BEL	90,0						90,0
21	KLIMCHENKO Tetyana	UKR	80,0						80,0
21	PIVAVARAVA Palina	BLR	80,0						80,0
23	EBERHARDT Verena	AUT	70,0						70,0
23	SOTO CAMPOS Catalina Anais	CHI	70,0						70,0
25	JOSEPH Amber	BAR	60,0						60,0
25	STENBERG Anita Yvonne	NOR	60,0						60,0

1-3 November 2019

Communiqué no. 156

Women's Scratch Race / Course scratch femmes
Final / Finale
Results / Résultats

Fri 1 Nov 2019 - Race distance: 40 laps (10km)

 Elapsed time: **13:13**

 Average Speed: **45,386km/h**

Rank	Race Number	Name	Team Code	Laps Down
1	31	WILD Kirsten	NED	
2	224	FIDANZA Martina	ITA	
3	43	VALENTE Jennifer	USA	
4	172	NELSON Emily	GBR	
5	274	PIETRZAK Lucja	POL	
6	8	COLES-LYSTER Maggie	CAN	
7	133	KOHOUTKOVA Katerina	CZE	
8	29	BALEISYTE Olivija	LTU	
9	211	GRIFFIN Mia	IRL	
10	52	CHULKOVA Anastasia	CAT	
11	28	SULTANOVA Rinata	KAZ	
12	61	BERTEAU Victoire	FRA	
13	119	LIU Jiali	CHN	
14	22	LEE Sze Wing	HKG	
15	74	AVERINA Mariia	MCT	
16	40	MEDVEDOVA Tereza	SVK	
17	291	MALKOVA Daria	RUS	
18	59	USABIAGA BALERDI Ana	EUS	
19	14	USABIAGA BALERDI Irene	ESP	
20	99	CROKET Gilke	BEL	

Communiqué approved by the Secretary of the Commissaires Panel:

1-3 November 2019

Communiqué no. 155

Women's Scratch Race / Course scratch femmes
Final / Finale
Start List / Liste de départ

Fri 1 Nov 2019 - Race distance: 40 laps (10km)

Race Number	Name	Team Code
-------------	------	-----------

At the fence

291	MALKOVA Daria	RUS
31	WILD Kirsten	NED
52	CHULKOVA Anastasia	CAT
172	NELSON Emily	GBR
224	FIDANZA Martina	ITA
8	COLES-LYSTER Maggie	CAN
22	LEE Sze Wing	HKG
99	CROKET Gilke	BEL
274	PIETRZAK Lucja	POL
14	USABIAGA BALERDI Irene	ESP

At the blue band

43	VALENTE Jennifer	USA
61	BERTEAU Victoire	FRA
29	BALEISYTE Olivija	LTU
59	USABIAGA BALERDI Ana	EUS
133	KOHOUTKOVA Katerina	CZE
119	LIU Jiali	CHN
211	GRIFFIN Mia	IRL
28	SULTANOVA Rinata	KAZ
74	AVERINA Mariia	MCT
40	MEDVEDOVA Tereza	SVK

Communiqué approved by the Secretary of the Commissaires Panel:

1-3 November 2019

Communiqué no. 154

Women's Scratch Race / Course scratch femmes
Qualifying Heat 2 / Qualifications série 2
Results / Résultats

Fri 1 Nov 2019 - Race distance: 20 laps (5km)

 Elapsed time: **6:48**

 Average Speed: **44,054km/h**

Rank	Race Number	Name	Team Code	Laps Down
1	43	VALENTE Jennifer	USA	
2	61	BERTEAU Victoire	FRA	
3	29	BALEISYTE Olivija	LTU	
4	59	USABIAGA BALERDI Ana	EUS	
5	133	KOHOUTKOVA Katerina	CZE	
6	119	LIU Jiali	CHN	
7	211	GRIFFIN Mia	IRL	
8	28	SULTANOVA Rinata	KAZ	
9	74	AVERINA Mariia	MCT	
10	40	MEDVEDOVA Tereza	SVK	
11	109	PIVAVARAVA Palina	BLR	
12	113	SOTO CAMPOS Catalina Anais	CHI	
13	32	STENBERG Anita Yvonne	NOR	

Progression rule:

First 10 riders in each heat qualify to final.

Communiqué approved by the Secretary of the Commissaires Panel:

1-3 November 2019

Communiqué no. 153

Women's Scratch Race / Course scratch femmes
Qualifying Heat 2 / Qualifications série 2
Start List / Liste de départ

Fri 1 Nov 2019 - Race distance: 20 laps (5km)

Race Number	Name	Team Code
At the fence		
29	BALEISYTE Olivija	LTU
32	STENBERG Anita Yvonne	NOR
28	SULTANOVA Rinata	KAZ
43	VALENTE Jennifer	USA
74	AVERINA Mariia	MCT
211	GRIFFIN Mia	IRL
113	SOTO CAMPOS Catalina Anais	CHI
At the blue band		
59	USABIAGA BALERDI Ana	EUS
109	PIVAVARAVA Palina	BLR
61	BERTEAU Victoire	FRA
133	KOHOUTKOVA Katerina	CZE
40	MEDVEDOVA Tereza	SVK
119	LIU Jiali	CHN

Progression rule:

First 10 riders in each heat qualify to final.

Communiqué approved by the Secretary of the Commissaires Panel:

.....

1-3 November 2019

Communiqué no. 152

Women's Scratch Race / Course scratch femmes
Qualifying Heat 1 / Qualifications série 1
Results / Résultats

Fri 1 Nov 2019 - Race distance: 20 laps (5km)

 Elapsed time: **6:24**

 Average Speed: **46,774km/h**

Rank	Race Number	Name	Team Code	Laps Down
1	291	MALKOVA Daria	RUS	
2	31	WILD Kirsten	NED	
3	52	CHULKOVA Anastasia	CAT	
4	172	NELSON Emily	GBR	
5	224	FIDANZA Martina	ITA	
6	8	COLES-LYSTER Maggie	CAN	
7	22	LEE Sze Wing	HKG	
8	99	CROKET Gilke	BEL	
9	274	PIETRZAK Lucja	POL	
10	14	USABIAGA BALERDI Irene	ESP	
11	326	KLIMCHENKO Tetyana	UKR	
12	1	EBERHARDT Verena	AUT	
13	2	JOSEPH Amber	BAR	

Progression rule:

First 10 riders in each heat qualify to final.

Communiqué approved by the Secretary of the Commissaires Panel:

1-3 November 2019

Communiqué no. 151

Women's Scratch Race / Course scratch femmes
Qualifying Heat 1 / Qualifications série 1
Start List / Liste de départ

Fri 1 Nov 2019 - Race distance: 20 laps (5km)

Race Number	Name	Team Code
At the fence		
224	FIDANZA Martina	ITA
31	WILD Kirsten	NED
14	USABIAGA BALERDI Irene	ESP
1	EBERHARDT Verena	AUT
99	CROKET Gilke	BEL
52	CHULKOVA Anastasia	CAT
291	MALKOVA Daria	RUS
At the blue band		
2	JOSEPH Amber	BAR
172	NELSON Emily	GBR
274	PIETRZAK Lucja	POL
326	KLIMCHENKO Tetyana	UKR
8	COLES-LYSTER Maggie	CAN
22	LEE Sze Wing	HKG

Progression rule:

First 10 riders in each heat qualify to final.

Communiqué approved by the Secretary of the Commissaires Panel: