

**UCI TECHNICAL OFFICIALS / OFFICIELS TECHNIQUES DE L'UCI**
**Commissaires Panel appointed by the UCI Management Committee  
Collège des Commissaires désigné par le Comité Directeur UCI**

DONIKE Alexander	GER	President / <i>Président</i>
NASSERI KHORRAM Majid	IRI	Secretary / <i>Secrétaire</i>
ZHAO Jinshan	CHN	Starter / <i>Starter</i>
WARD Timothy	AUS	Judge – Referee / <i>Juge Arbitre</i>
O'CALLAGHAN Karen	AUS	Member / <i>Membre</i>

**Assistant National Commissaires appointed by the National Federation  
Commissaires nationaux adjoints désignés par la Fédération Nationale**

Andy Leong (MAC)	Man Yung Lam (HKG)
Asako Fujimori (JPN)	Mitsuteru Iwama (JPN)
Chi Wing Szeto (HKG)	Nancy Law (HKG)
Eddy Au (HKG)	Raymond Yu (HKG)
Edward Park (KOR)	Siu Man Siow (HKG)
Hannah Li (HKG)	Timothy Chu (HKG)
Ka Wai Lai (HKG)	Uen Ching Tso (HKG)
Ka Wing Lee (HKG)	Wing Yi Wan (HKG)
	Yuka Toya (JPN)
Timekeeper	Aiko Lau (HKG)
Timekeeper	Billy Wong (HKG)
Timekeeper	Maggie Sin (HKG)
Timekeeper	Rebecca Ho (HKG)
Derny Driver	Fasi Chan (HKG)

<b>UCI Technical Delegate / <i>Délégué Technique de l'UCI</i></b>	WEISPFENNIG Erik	GER
<b>Official Doctor / <i>Médecin Officiel</i></b>	Dr. KIN KWAN Lam	HKG
<b>Doping Control Officers / <i>Agents de Contrôle du Dopage</i></b>	WEN Hongtao IRELAND Mark	CHN NZL
<b>Speakers / <i>Speakers</i></b>	POYNER Matthew John YIP Kenny	AUS HKG

**GENERAL INFORMATION – REMINDER OF DISPOSITIONS**

**Confirmations and modifications of starters**

- **The confirmation of the riders done on Thursday 24<sup>th</sup> January is final**; nevertheless, Team Managers may forward **modifications** to the Secretary of College of Commissaires (Mr. Majid NASSERI KHORRAM) until **the start of the first competition session on the day of each event**:

Saturday 26 <sup>th</sup> January	Sprint	Women
	Keirin	Men
	Omnium	Men
	Scratch	Men
	Madison	Women

Sunday 27 <sup>th</sup> January	Sprint	Men
	Keirin	Women
	Omnium	Women
	Scratch	Women
	Madison	Men

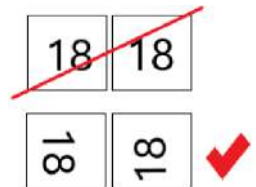
- Team Pursuit changes: Until 1 hour before the start of the relevant competition round (article 3.2.079)
- Team Sprint changes: Until 30 minutes before the start of the relevant competition round (article 3.2.149)
- Only riders previously registered and confirmed for the specific race may be used as replacements.

**Training and Warm-Up Sessions**

- On competitions days, the track is open for official training session two hours before the start of the first session of competitions (one-hour session). The second hour (one hour before the competitions start) is a warm-up session, open to riders who are competing in the upcoming session only. Only National Team or UCI Track Team uniforms are allowed in all training and warm-up periods.
- **On Sunday morning, there will be no official training session. There will be a one-hour warm-up session only, starting one hour before the competition start.**
- The use of the derny and the use of starting blocks during the official training are not permitted. Standing starts are permitted only under the following conditions;
  - o one rider at a time,
  - o on the home straight in the sprinter's lane, and
  - o with the assistance of someone waving a flag at the exit of the 4<sup>th</sup> bend.

**Competitions**

- Riders are reminded that art. 3.2.003 must be respected. Riders are not permitted to wear tinted visors or glasses that would prevent them from being clearly identified while seated in the waiting area. Riders shall only put on their tinted visors or glasses when heading on to the track. Any rider failing to respect this article shall be sanctioned by a fine.
- Riders shall ensure that the body number is visible and legible at all times. The body number shall be well fixed and may not be folded or altered. When two numbers are required to be worn, these should be placed low down and on either side of the back, visible to the infield and to the spectators. When a single number is required to be worn, this should be placed low down in the centre of the back. **Body numbers will be distributed at the Team Managers' meeting.**
- Transponders, fitted to the bikes, are mandatory for all events. The transponders will be distributed at the Team Managers' meeting. These should be returned to Swiss Timing once the rider has completed all their events.



- LED devices for the Elimination races (Men and Women) shall be collected next to the timing podium one hour prior to the start of each race and returned to the same place at the end of each race.
- All bicycle measurement checking shall be carried out in the equipment check area before entering the track. Riders must come for bicycle-check in adequate time prior to their start. Checking will also be carried out 15 minutes prior to commencing each session of the competition. **Teams are responsible for verifying the legality of replacement equipment that may be used in any event.** Commissaires are entitled to double check positions after the race. Should the bicycle or position have been modified in contravention of the regulations, the rider may be disqualified.

**Team Leaders and Coaches**

- Only the coaches of the riders currently on the track are permitted on the safety zone. This is also limited to one coach per rider. No other people are permitted in this zone.
- The access to the track must be kept clear at all times. **All track access ramps shall be kept free of any material and team personnel.**
- **Team Managers may not carry anything in their hands while on the safety zone during mass start events.**
- Access to the starters' platform is only for officials. All others are not permitted to use this podium. Access to the awards ceremony podium is forbidden except for official ceremonies.

**Award Ceremonies**

- Riders participating in the awards ceremony must present themselves in due time, bare-headed and without headband or glasses, wearing competition apparel and footwear, until after they leave the official ceremony enclosure.
- Teams are reminded that in the awards ceremony of team events, only the riders that participated in the final are allowed on the podium as follows:
  - Team Pursuit 4,
  - Team Sprint Men 3,
  - Team Sprint Women 2.

**General**

- The wearing of an approved rigid safety helmet, done up in a correct manner, is mandatory for riders at all times when riding on the track surface and safety zone.
- Riders may not wear headphones attached to devices such as radios, music players, telephone, etc., while riding on the track.
- Road bikes are not allowed on the track, including the safety zone.
- Bicycles or other equipment may not be left on the safety zone of the track.
- No drinks or food are allowed on the safety zone of the track.

**INFORMATIONS GENERALES – RAPPEL DES DISPOSITIONS**
**Confirmations et modifications des partants**

- **La confirmation des partants faite le jeudi 24 janvier est définitive**, néanmoins les chefs d'équipes auront la possibilité de transmettre **des modifications** au Secrétaire du Collège des Commissaires (M. Majid NASSERI KHORRAM) **jusqu'au début de la première session de compétition le jour de l'épreuve soit :**

<b>Samedi 26 janvier</b>	Vitesse individuelle	Femmes
	Keirin	Hommes
	Omnium	Hommes
	Scratch	Hommes
	Madison	Femmes
<b>Dimanche 27 janvier</b>	Vitesse individuelle	Hommes
	Keirin	Femmes
	Omnium	Femmes
	Scratch	Femmes
	Madison	Hommes

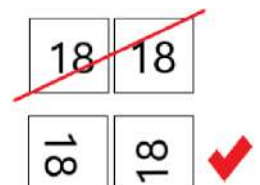
- **Modifications en poursuite par équipes :** Au moins 1 heure avant que la manche de la compétition en question commence (article 3.2.079)
- **Modifications en vitesse par équipes :** Au moins 30 minutes avant que la manche de la compétition en question commence (article 3.2.149)
- **Tout remplacement d'un coureur confirmé ne peut se faire que par un autre coureur figurant sur la liste des coureurs inscrits en tant que réserve pour l'épreuve en particulier.**

**Entraînement et échauffement**

- **Les jours de compétitions, la piste sera ouverte deux heures avant les premières épreuves pour une session d'entraînement officiel (une session d'une heure). La deuxième heure (1 heure avant le début des compétitions) est une session d'échauffement ouverte aux coureurs concourant dans la session à venir uniquement. Dans toutes les périodes d'entraînement et d'échauffement, les coureurs doivent porter l'uniforme de leur équipe nationale ou de l'équipe piste UCI.**
- **Le dimanche matin, il n'y aura pas de session d'entraînements officiels. Il n'y aura qu'une session d'échauffement d'une heure, qui commencera une heure avec le début des compétitions.**
- **L'utilisation du deryn et des blocs de départ lors des entraînements officiels n'est pas autorisée. Les départs arrêtés sont autorisés dans les conditions suivantes :**
  - un seul coureur à la fois
  - dans le couloir des sprinters sur la ligne droite d'arrivée et
  - avec l'assistance de quelqu'un agitant un drapeau à la sortie du 4eme virage.

**Compétitions**

- **Il est rappelé aux coureurs qu'ils doivent respecter l'art. 3.2.003. Les coureurs ne sont pas autorisés à porter des visières ou des lunettes teintées empêchant de les identifier clairement lorsqu'ils sont assis dans la zone d'attente. Les coureurs doivent mettre leurs visières ou leurs lunettes teintées au moment de monter en piste. Tout coureur qui enfreint cet article sera sanctionné d'une amende.**
- **Les coureurs doivent veiller à ce que le dossard soit toujours bien visible et lisible. Le dossard doit être bien fixé et ne peut être plié ou transformé. Lorsque le port de deux dossards est requis, ces derniers doivent être placés au bas et de chaque côté du dos, visibles au centre de la piste et par les spectateurs. Lorsqu'un seul dossard est requis, il doit être placé au centre et au bas du dos. Les dossards seront distribués lors de la réunion des Chefs d'Equipe.**



- *Tous les coureurs doivent avoir leur transpondeur fixé sur leur bicyclette pour toutes les courses. Les transpondeurs seront distribués lors de la réunion des Chefs d'Equipe. Ces derniers devront être retournés une fois que le coureur aura terminé toutes ses épreuves à Swiss Timing.*
- *Les boîtiers LED pour l'Elimination (Hommes et Femmes) doivent être retirés à côté du podium du chronométrage une heure avant le départ de chaque épreuve et retournés au même endroit à l'issue de l'épreuve.*
- *Les contrôles des bicyclettes doivent s'effectuer avant l'entrée en piste à l'endroit du contrôle du matériel. Les coureurs doivent se présenter pour le contrôle des bicyclettes suffisamment à l'avance avant leur départ. Les contrôles s'effectueront 15 minutes avant le départ de chaque compétition. **Les équipes sont chargées de confirmer que leur équipement de remplacement pour tout événement est conforme aux règlements.** Les commissaires sont autorisés à contrôler à nouveau les bicyclettes et les positions après la course de manière aléatoire. Si la bicyclette ou les positions ont été modifiées hors des limites réglementaires, le coureur peut être disqualifié.*

### Chefs d'équipes et Entraîneurs

- *Seuls les entraîneurs des coureurs qui se trouvent sur la piste sont autorisés sur la zone de sécurité. Ceci est également limité à un entraîneur par coureur.*
- *L'accès à la piste doit être maintenu libre à tout moment. **Toutes rampes d'accès à la piste doivent être maintenues libre de matériel et de personnel.***
- ***Les entraîneurs des coureurs ne peuvent rien avoir dans leurs mains dans la zone de sécurité lors des épreuves en peloton.***
- *L'accès au podium du starter est uniquement pour les officiels. Toutes les autres personnes ne sont pas autorisées à faire usage du podium. L'accès au podium des cérémonies protocolaire est interdit excepté pour les cérémonies officielles.*

### Cérémonies protocolaires

- *Les coureurs doivent se présenter pour la cérémonie protocolaire dans le délai imparti tête nue, sans bandeau ni lunettes, portant leur équipement de compétition et des chaussures convenables, jusqu'à ce qu'ils quittent l'enceinte de la cérémonie officielle.*
- *Il est rappelé que pour les cérémonies protocolaires des disciplines par équipes, uniquement les coureurs ayant participé aux finales seront admis sur le podium comme suit :*
  - *Poursuite par équipe 4,*
  - *Vitesse par équipes Hommes 3,*
  - *Vitesse par équipes Femmes 2,*

### Généralités

- *Le port du casque de sécurité approuvé, correctement ajusté, est toujours obligatoire pour les coureurs roulant sur la surface de la piste et la zone de sécurité.*
- *Les coureurs roulant sur la piste ne peuvent pas porter d'écouteurs reliés à des appareils électroniques tels que radios, appareil de musique, téléphones, etc.*
- *Les vélos de route ne sont pas autorisés sur la piste, y compris la zone de sécurité.*
- *Il est interdit d'entreposer des bicyclettes ou tout autre équipement sur la zone de sécurité de la piste.*
- *Aucune boisson ou nourriture ne sont autorisées sur la zone de sécurité de la piste.*



## TECHNICAL INFORMATION – REMINDER OF DISPOSITIONS

### General

- In mass start events, the riders shall enter the track from the home straight and leave the track from the back straight.
- A system detecting a false start is installed for time trials and pursuits. For the start, all bikes shall be placed behind the pursuit line utilizing the marks on the track. The starter is the sole judge to stop the race in the case of a false start. A restart will be given immediately.
- In all time trials and pursuits, the blue bands shall be made impassable by the placing of 50 cm long pads of a synthetic material every 5 meters from the pursuit line to the exit of the bend.
- Riders are forbidden to sit on the track surface.

### On board Technology

- On board technology equipment that has the ability and purpose to collect or transmit data, information or images is authorized. Conditions of utilizations are defined in art. 1.3.024ter and include:
  - Does not affect the bicycle certification (modification) / Non-removable during the race / Information not visible to the rider

### Team Sprint

- The qualification heats will be run one team at a time on the track.

### Team Pursuit

- During the first round in case of one team catches another, the commissaires will show a red flag to the team being caught. From this moment the team is not allowed to do a relay on pain of disqualification (art. 3.2.097).
- In the qualifying and the first round all teams need to cover the full distance to record a time.
- The team of a rider which has stopped following a mishap shall restart at the end of the qualifying rounds, or at a suitable position not to disrupt the preparation of other teams as decided by the Commissaires' Panel, where applicable with another team in the same situation.

### Sprint & 200-meter Time Trial

- Riders shall wear both number panels during the 200 meters Time Trial.

### Omnium

- In the case of the Scratch Race, a rider losing two laps will be penalised with a deduction of 40 points as per 3.2.251bis and may be withdrawn. Their ranking will be determined by the number of riders remaining on the track at this moment. They will not score those ranking points.

### Elimination

- During the start, holders are allowed to push their riders, but are not allowed to move from their places in order to avoid crashes at the start.
- If no decision can be made about which rider to eliminate, then no riders shall be eliminated until the next sprint. This shall be indicated by a green flag on the start line.
- An eliminated rider shall leave the track immediately, failing which he may be disqualified from the entire Omnium event.
- Coaches or Managers who instruct or encourage their rider to continue racing following the announcement of their elimination, will be penalised by a fine of CHF 200 as per UCI Regulation 12.1.007. Should a Coach or Manager commit a second offence of incorrect behaviour, he/she will be fined CHF 500 and will have their accreditation immediately revoked. Subject to the same penalties, no team representative can approach or try to dispute any decision made by Commissaires during the course of the race.

### Madison

- No feeding will be permitted in the Madison race.

## INFORMATIONS TECHNIQUES – RAPPEL DES DISPOSITIONS

### Général

- Dans les épreuves en peloton, les coureurs montent en piste au côté de la ligne droite d'arrivée et quittent la piste du côté de la ligne droite opposée.
- Un système calculant les faux départs est installé pour les épreuves chronométrées. Au départ, tous les vélos doivent être placés derrière la marque sur la piste. Le starter est le seul juge pour arrêter la course en cas de faux départ. Un nouveau départ sera donné immédiatement.
- La côte d'azur sera rendue impraticable au moyen de bourrelets en matière synthétique d'une longueur de 50 cm, disposés tous les 5 mètres de la ligne de poursuite à la sortie du virage.
- Les coureurs ne sont pas autorisés à s'asseoir sur la piste.

### Technologie embarquée

- Un équipement technologique embarqué ayant la capacité et pour objet de collecter ou transmettre des données, informations ou images, est autorisé. Les conditions d'utilisation sont définies dans l'article 1.3.024ter et inclut les conditions suivantes :
  - N'affecte pas la certification du vélo / Ne peut pas être retiré pendant la course / L'information n'est pas visible pour le coureur

### Vitesse par équipes

- Les manches de qualifications seront effectuées avec une équipe en piste à la fois.

### Poursuite par équipes

- Lors du premier tour de compétition, si une équipe est sur le point d'être rejointe, les commissaires le signaleront à l'aide d'un drapeau rouge. A partir de ce moment, l'équipe rejointe ne doit plus passer de relais. Toute désobéissance à cette consigne entraîne la disqualification immédiate de l'équipe (art. 3.2.097).
- Lors du premier tour de compétition, toutes les équipes doivent accomplir la distance totale pour enregistrer leur temps.
- L'équipe qui s'est arrêtée après un accident prendra un nouveau départ à la fin des séries qualificatives, ou à un moment approprié déterminé par le Collège des Commissaires pour ne pas perturber la préparation des autres équipes, le cas échéant avec une autre équipe se trouvant dans le même cas

### Vitesse et 200 mètres contre la montre

- Les coureurs doivent porter 2 dossards lors de l'épreuve des 200 mètres.

### Omnium

- Dans la course Scratch, un coureur qui perd deux tours sera pénalisé par une déduction de 40 points conformément à l'art. 3.2.251bis et pourrait être retiré. Son classement sera déterminé par le nombre de coureurs restants en piste à ce moment. Il ne manquera pas les points du rang.

### Elimination

- Au départ, les teneurs sont autorisés à pousser leur coureur mais ils doivent impérativement rester à leur place (pieds immobiles) pour éviter tout accident.
- Si aucune décision ne peut être prise concernant le coureur à éliminer, aucun coureur ne sera éliminé avant le prochain sprint. Ceci doit être indiqué par un drapeau vert sur la ligne de départ.
- Un coureur éliminé doit quitter la piste immédiatement, faute de quoi il se verra disqualifié de l'Omnium en intégralité.
- Les Entraîneurs ou les Chefs d'Equipes qui ordonnent ou encouragent leur coureur à continuer de courir après l'annonce de leur élimination seront pénalisés par une amende de CHF 200, selon le Règlement UCI 12.1.007. Dans le cas où un Entraîneur ou un Chef d'Equipe commet une deuxième infraction de comportement incorrect, il sera passible d'une amende de CHF 500 et son accréditation lui sera immédiatement retirée. Sous peine des mêmes pénalités, aucun représentant d'équipe ne peut approcher ou tenter de contester toute décision prise par les Commissaires au cours de l'épreuve.

### Madison

- Le ravitaillement pendant la course Madison n'est pas autorisé.

**ANTI-DOPING CONTROL****INFORMATION**

- A certain amount of controls will be conducted under the 2015 Anti-doping Rules of the UCI and CADF procedures and instructions.
- Riders selected for anti-doping will be identified on a list by their race number or their ranking. If applicable, the list will be posted at the finish line and at the entrance of the doping control station immediately after the race.
- The riders selected for the controls will be notified by a chaperon; the notified rider shall remain within sight of the chaperon at all times from the moment of in-person notification until the completion of the sample collection procedure. Team officials should not prevent the chaperons to continuously observe the rider. Should no chaperon be present, the rider shall proceed immediately to the doping control station. The absence of a chaperon shall not excuse the rider for not reporting in time to the doping control station. If the award ceremony takes place immediately after the event, a rider needing to go to the award ceremony will be escorted first to the award ceremony area, then to the press conference and finally to the doping control station.
- Each rider to be tested must present himself at the doping control station as soon as possible and at the latest within 30 (thirty) minutes of finishing the race. If a rider takes part in an official ceremony or attends a press conference, the deadline shall be 30 (thirty) minutes of the end of the ceremony or of the moment that his presence is no longer required at the press conference, whichever is the latest. Riders that have abandoned the race shall proceed immediately to the doping control station.
- Riders must report to the doping control station with their current license; but if it has no photograph, another I.D. with a photo must be presented. Riders may be accompanied by a person of his choice and an interpreter.
- Even if there are chaperons present, ultimately **IT IS THE RIDERS' RESPONSIBILITY TO CHECK IF THEY HAVE BEEN SELECTED FOR ANTI-DOPING CONTROLS**. If the rider does not attend the test, a violation of the UCI Anti-Doping Rules will be noticed and the rider could be sanctioned in accordance with these rules.
- Any changes related to the localization of the riders participating in the race (hotel name, address and telephone/fax numbers) must be communicated to the UCI as soon as possible; if these changes occur at the last minute, the communication has to be made to the CADF Doping Control Officers (phone number below).

**WEN Hongtao (CHN)**

CADF Doping Control Officer  
Phone: 008618611399365

**IRELAND Mark (NZL)**

CADF Doping Control Officer  
Phone: 0064 274152863



## CONTRÔLE ANTIDOPAGE

### INFORMATION

- Un certain nombre de contrôle seront effectués selon le Règlement Antidopage de l'UCI 2015 et les procédures et instructions de la CADF.
- Les coureurs sélectionnés pour les contrôles antidopage seront identifiés sur une liste par leur numéro de dossard ou par leur place dans le classement. Le cas échéant, la liste sera affichée à la ligne d'arrivée et à l'entrée du poste de contrôle du dopage immédiatement après la course.
- Les coureurs sélectionnés pour un contrôle, seront avisés par une escorte (chaperon); les coureurs ainsi sélectionnés doivent demeurer constamment en contact visuel avec l'escorte du moment de leur notification jusqu'à la fin de la procédure de prélèvement d'échantillon. Le personnel d'encadrement du coureur ne doit pas empêcher l'escorte d'observer le coureur de manière ininterrompue. Si aucune escorte n'est présente, le coureur se rendra immédiatement au poste de contrôle du dopage. L'absence d'une escorte n'excuse pas le coureur de ne pas se présenter à temps au poste de contrôle du dopage. Si la remise du Prix a lieu immédiatement après la manifestation, le coureur ayant besoin d'aller à la cérémonie de remise sera escorté d'abord à la zone de remise des prix, puis à la conférence de presse et enfin au poste de contrôle du dopage.
- Chaque coureur qui doit être contrôlé, doit se présenter au local antidopage dès que possible et au plus tard dans les 30 (trente) minutes après avoir fini sa course. Si un coureur prend part à une cérémonie officielle ou participe à une conférence de presse, le délai est de 30 (trente) minutes à partir de la fin de la cérémonie ou du moment que sa présence n'est plus requise à la conférence de presse, selon lequel de ces deux événements est le dernier. Les coureurs qui ont abandonné se présenteront immédiatement au poste de contrôle du dopage.
- Les coureurs doivent se présenter avec leur licence ; dans la situation où la licence émise par leur fédération nationale ne comporte pas de photographie, un document officiel avec photo devra être présenté en plus de la licence. Le coureur peut être accompagné d'une personne de son choix et d'un interprète.
- Même s'il y a des chaperons présents, **IL INCOMBE AUX COUREURS DE VERIFIER S'ILS ONT ETE SELECTIONNES POUR LES CONTROLES ANTIDOPAGE.** Selon le règlement antidopage de l'UCI, un cas de non-présentation, une infraction au Règlement Antidopage sera constatée et le coureur pourra être sanctionné conformément à ce règlement.
- Tout changement de localisation des coureurs (adresse, numéro de téléphone/fax de l'hôtel) doit être communiqué sans délai à l'UCI ; si ce changement survient à la dernière minute, celui-ci doit être communiqué aux agents de contrôle du dopage CADF (coordonnées ci-dessous).

#### WEN Hongtao (CHN)

Agent de contrôle du dopage CADF  
Téléphone : 008618611399365

#### IRELAND Mark (NZL)

Agent de contrôle du dopage CADF  
Téléphone : 0064 274152863

**LIST OF ENTERED TEAMS / LISTE DES EQUIPES ENGAGEES**

ARG	ARGENTINA / ARGENTINE
AUS	AUSTRALIA / AUSTRALIE
AUT	AUSTRIA / AUTRICHE
AZE	AZERBAIJAN / AZERBAIJAN
BEL	BELGIUM / BELGIQUE
BLR	BELARUS / BIELORUSSIE
CAN	CANADA / CANADA
CHN	PEOPLE'S REPUBLIC OF CHINA / REPUBLIQUE POPULAIRE DE CHINE
CZE	CZECH REPUBLIC / REPUBLIQUE TCHEQUE
DEN	DENMARK / DANEMARQUE
EGY	EGYPT / EGYPTÉ
ESP	SPAIN / ESPAGNE
FRA	FRANCE / FRANCE
GBR	GREAT BRITAIN / GRANDE-BRETAGNE
GER	GERMANY / ALLEMAGNE
GRE	GREECE / GRECE
HKG	HONG KONG CHINA / HONG KONG CHINE
HUN	HUNGARY / HONGRIE
INA	INDONESIA / INDONESIE
IRL	IRELAND / IRLANDE
ITA	ITALY / ITALIE
JAM	JAMAICA / JAMAIQUE
JPN	JAPAN / JAPON
KAZ	KAZAKHSTAN / KAZAKHSTAN
KOR	KOREA / COREE
LTU	LITHUANIA / LITUANIE
MAC	MACAO, CHINA / MACAO, CHINE
MGL	MONGOLIA / MONGOLIE
NED	NETHERLANDS / PAYS-BAS
NOR	NORWAY / NORVEGE
NZL	NEW ZEALAND / NOUVELLE ZELANDE
POL	POLAND / POLOGNE
POR	PORTUGAL / PORTUGALE
RSA	SOUTH AFRICA / AFRIQUE DU SUD
RUS	RUSSIAN FEDERATION / FEDERATION RUSSE
SIN	SINGAPORE / SINGAPOURE
SUI	SWITZERLAND / SUISSE
SVK	SLOVAKIA / SLOVAQUIE
TPE	CHINESE TAIPEI / TAIPEI CHINOIS
TTO	TRINIDAD AND TOBAGO / TRINITE ET TOBAGO
UKR	UKRAINE / UKRAINE
USA	UNITED STATES OF AMERICA / ETATS-UNIS D'AMERIQUE
UZB	UZBEKISTAN / UZBEKISTAN
VEN	VENEZUELA / VENEZUELA
BCC	BEAT CYCLING CLUB
CTF	CYCLING TEAM FRIULI
DSR	DREAM SEEKER
EUS	EUSTRAK-EUSKADI
HBT	HOLY BROTHER CYCLING TEAM
JPC	JAPAN PROFESSIONAL CYCLIST ASSOCIATION
LCT	LOOK CYCLE CHINA PROTEAM
LOK	LOKOSPHINX
MCT	MARATHON-TULA CYCLING TEAM
MSP	GIANT-MAX SUCCESS SPORTS PRO CYCLING
RVL	GAZPROM-RUSVELO
VNZ	TEAM VANTAGE NEW ZEALAND TRACK TRADE TEAM
<b>56</b>	

Men

Entry List By Team / Liste des inscrits par équipes

As of THU 24 JAN 2019

Race Number	Team Name	Event	Team Code	UCI Rider ID
<b>ARG - Argentina</b>				
80	BOTTASSO Leandro	Keirin	ARG	10010894696
1	CONTTE Tomas	Omnium	ARG	10010116272
<b>AUS - Australia</b>				
81	BRISTER James	Team Sprint, Individual Sprint	AUS	10011146694
82	CLARKE Thomas	Team Sprint, Individual Sprint, Keirin	AUS	10009009260
83	DRIZNERS Jarrad	Team Pursuit	AUS	10011146900
84	LEAHY Conor	Team Pursuit	AUS	10055347372
2	MEYER Cameron	Omnium, Madison	AUS	10004595558
85	O'BRIEN Kelland	Madison	AUS	10010790828
86	PLAPP Lucas	Team Pursuit	AUS	10055221474
87	RICHARDSON Matthew	Team Sprint, Individual Sprint, Keirin	AUS	10015145724
88	SLATTERY Godfrey	Team Pursuit, Scratch Race	AUS	10011139321
3	WELSFORD Sam	Team Pursuit, Omnium, Scratch Race, Madison	AUS	10009118081
<b>AUT - Austria</b>				
94	MASTALLER Stefan	Madison	AUT	10009486984
95	MATZNER Stefan	Scratch Race, Madison	AUT	10007294481
<b>AZE - Azerbaijan</b>				
96	OMELCHENKO Sergii	Keirin	AZE	10006319633
<b>BCC - Beat Cycling Club</b>				
97	BOS Theo	Individual Sprint, Keirin	NED	10050887493
<b>BEL - Belgium</b>				
7	de VYLDER Lindsay	Omnium	BEL	10009009866
<b>BLR - Belarus</b>				
102	AKHRAMENKA Yauheni	Team Pursuit, Scratch Race	BLR	10009050181
10	KARALIOK Yauheni	Team Pursuit, Omnium, Scratch Race, Madison	BLR	10009166682
103	NOVIK Uladzislau	Team Sprint, Keirin	BLR	10009049979
104	SHEMETAU Mikhail	Team Pursuit, Madison	BLR	10009492240
11	TSISHKOU Raman	Team Pursuit, Omnium, Madison	BLR	10009033209
105	VERAMCHUK Yauhen	Team Sprint	BLR	10013460853
106	ZAITSAU Artsiom	Team Sprint, Keirin	BLR	10009017243
<b>CAN - Canada</b>				
109	BARRETTE Hugo	Individual Sprint, Keirin	CAN	10007212639
14	CAVES Aidan	Omnium	CAN	10008936916

## Men

## Entry List By Team / Liste des inscrits par équipes

As of THU 24 JAN 2019

Race Number	Team Name	Event	Team Code	UCI Rider ID
<b>CHN - China</b>				
115	BI Wenjun	Keirin	CHN	10009205886
116	CHEN Zhiwen	Team Pursuit	CHN	10050281851
117	GUO Liang	Team Pursuit, Scratch Race	CHN	10015998314
118	GUO Shuai	Team Sprint	CHN	10015339522
119	SHI Yahui	Team Pursuit	CHN	10051373810
120	XU Chao	Team Sprint, Individual Sprint, Keirin	CHN	10007947011
121	XU Zhaoliang	Team Pursuit	CHN	10064526606
122	ZHANG Miao	Team Sprint	CHN	10006737945
123	ZHOU Hongfei	Team Pursuit	CHN	10011018675
124	ZHOU Yu	Team Sprint, Individual Sprint	CHN	10052089586
<b>CZE - Czech Republic</b>				
132	BABEK Tomas	Team Sprint, Individual Sprint, Keirin	CZE	10004612534
133	KELEMEN Pavel	Team Sprint, Individual Sprint, Keirin	CZE	10006422895
134	WAGNER Robin	Team Sprint, Individual Sprint	CZE	10007294683
<b>DEN - Denmark</b>				
21	LARSEN Niklas	Omnium	DEN	10009413529
<b>ESP - Spain</b>				
138	MARTINEZ CHORRO Alejandro	Team Sprint, Individual Sprint	ESP	10011152354
139	MORENO SANCHEZ Jose	Team Sprint, Individual Sprint, Keirin	ESP	10007502427
140	PELEGRI FERRANDIS Oscar	Madison	ESP	10011233994
141	PERALTA GASCON Juan	Team Sprint, Individual Sprint, Keirin	ESP	10006552534
22	ZUAZUBISKAR GALLASTEGI Illart	Omnium, Scratch Race, Madison	ESP	10006602044
<b>FRA - France</b>				
145	CALEYRON Quentin	Team Sprint, Individual Sprint	FRA	10004765209
146	COSTEPLANE Aurelien	Team Pursuit	FRA	10009992701
147	DAVY Clement	Team Pursuit, Scratch Race, Madison	FRA	10014942630
148	HELAL Rayan	Team Sprint, Individual Sprint, Keirin	FRA	10015683567
149	LANDERNEAU Melvin	Team Sprint, Individual Sprint, Keirin	FRA	10010713329
150	MAITRE Florian	Team Pursuit, Madison	FRA	10010589350
24	TABELLION Valentin	Team Pursuit, Omnium, Scratch Race	FRA	10015907071
25	THOMAS Benjamin	Team Pursuit, Omnium, Madison	FRA	10009104341
<b>GER - Germany</b>				
156	FRAHM Jasper	Team Pursuit	GER	10009166480
157	GROSS Felix	Team Pursuit	GER	10010186701
158	HINZE Carl	Team Sprint, Individual Sprint, Keirin	GER	10015992654
159	JURCZYK Marc	Team Sprint, Individual Sprint, Keirin	GER	10009178002
28	MALCHAREK Moritz	Omnium, Scratch Race, Madison	GER	10009975927
160	ROHDE Leon	Team Pursuit, Madison	GER	10045481664
161	SCHOMBER Nils	Team Pursuit	GER	10007897093
162	SCHROTER Nik	Team Sprint, Individual Sprint	GER	10010166792
163	WEINSTEIN Domenic	Team Pursuit	GER	10007895780



Men

Entry List By Team / Liste des inscrits par équipes

As of THU 24 JAN 2019

Race Number	Team Name	Event	Team Code	UCI Rider ID
<b>GRE - Greece</b>				
31	VOLIKAKIS Christos	Omnium, Scratch Race	GRE	10004633247
32	VOLIKAKIS Zafeiris	Omnium, Scratch Race	GRE	10005505439
<b>HBT - Holy Brother Cycling Team</b>				
170	LIU Qi	Team Sprint	CHN	10023485094
171	ZHANG Cheng	Team Sprint	CHN	10062073920
172	ZONG Gaoyang	Team Sprint	CHN	10009725545
<b>HKG - Hong Kong, China</b>				
175	CHEUNG King Lok	Madison	HKG	10006278106
176	KO Siu Wai	Madison	HKG	10004873121
177	LAW Tsz Chun	Individual Sprint, Keirin	HKG	10011155990
33	LEUNG Chun Wing	Omnium, Madison	HKG	10007771401
34	LEUNG Ka Yu	Omnium	HKG	10007771704
<b>HUN - Hungary</b>				
37	LOVASSY Krisztian	Omnium, Scratch Race	HUN	10004610413
182	SZALONTAY Sandor	Individual Sprint, Keirin	HUN	10007073506
<b>IRL - Ireland</b>				
185	DOWNEY Mark	Madison	IRL	10009513761
38	ENGLISH Felix	Omnium, Madison	IRL	10007513036
39	MURPHY Jb	Omnium, Madison	IRL	10011040705
<b>ITA - Italy</b>				
41	BERTAZZO Liam	Team Pursuit, Omnium, Madison	ITA	10006903754
191	CECI Francesco	Keirin	ITA	10006073493
192	GANNA Filippo	Team Pursuit	ITA	10009164056
42	LAMON Francesco	Team Pursuit, Omnium, Scratch Race, Madison	ITA	10008680672
193	PLEBANI Davide	Team Pursuit	ITA	10009184668
194	SCARTEZZINI Michele	Team Pursuit, Scratch Race, Madison	ITA	10006891630
<b>JPC - Japan Professional Cyclist Association</b>				
201	KAWABATA Tomoyuki	Individual Sprint, Keirin	JPN	10008098470
<b>JPN - Japan</b>				
202	AMAGAI Kazuki	Team Sprint	JPN	10005964571
203	CHIKATANI Ryo	Team Pursuit	JPN	10009021384
204	FUKAYA Tomohiro	Team Sprint, Individual Sprint, Keirin	JPN	10005964672
45	HASHIMOTO Eiya	Omnium	JPN	10007832227
205	ICHIMARU Shogo	Team Pursuit	JPN	10007498888
46	IMAMURA Shunsuke	Team Pursuit, Omnium	JPN	10010799013
206	KUBOKI Kazushige	Team Pursuit	JPN	10005932138
207	NITTA Yudai	Team Sprint, Individual Sprint, Keirin	JPN	10005727327
208	SAWADA Keitaro	Team Pursuit	JPN	10010798710

## Men

## Entry List By Team / Liste des inscrits par équipes

As of THU 24 JAN 2019

Race Number	Team Name	Event	Team Code	UCI Rider ID
<b>KAZ - Kazakhstan</b>				
214	CHUGAY Andrey	Team Sprint	KAZ	10023551075
215	GAINEYEV Robert	Team Pursuit, Scratch Race, Madison	KAZ	10007896992
216	NALYOTOV Maxim	Team Sprint, Individual Sprint	KAZ	10010114555
217	PONOMARYOV Sergey	Team Sprint, Individual Sprint, Keirin	KAZ	10010797292
218	TURAR Assylkhan	Team Pursuit, Madison	KAZ	10011044947
219	VORZHEV Pavel	Team Sprint, Individual Sprint, Keirin	KAZ	10007828183
49	ZAKHAROV Artyom	Team Pursuit, Omnium, Madison	KAZ	10006895569
220	ZHUMAKAN Alisher	Team Pursuit	KAZ	10011212877
<b>KOR - Republic of Korea</b>				
221	IM Jaeyeon	Team Pursuit	KOR	10009468089
222	JUNG Jimin	Team Pursuit	KOR	10007172324
223	MIN Kyeongho	Team Pursuit	KOR	10010200744
224	OH Jeseok	Individual Sprint, Keirin	KOR	10010797393
225	PARK Sanghoon	Team Pursuit	KOR	10007416440
226	SHIN Dongin	Team Pursuit	KOR	10008826374
<b>LCT - Look Cycle China Proteam</b>				
234	LI Jianxin	Team Sprint	CHN	10009208819
235	LUO Yongjia	Team Sprint	CHN	10009207203
236	WANG Tianqi	Team Sprint	CHN	10009207001
237	ZHAN Zewei	Team Sprint	CHN	10014006376
<b>LOK - Lokosphinx</b>				
240	MUKHOMEDIAROV Dmitrii	Team Pursuit	RUS	10015265659
241	SMIRNOV Aleksandr	Team Pursuit	RUS	10015769150
242	SMIRNOV Ivan	Team Pursuit	RUS	10015314361
243	SVESHNIKOV Kirill	Team Pursuit	RUS	10006795438
244	SYRITSA Gleb	Team Pursuit	RUS	10034936653
<b>LTU - Lithuania</b>				
245	JONAUSKAS Svajunas	Individual Sprint, Keirin	LTU	10009181032
246	LENDEL Vasilijus	Individual Sprint, Keirin	LTU	10009181234
<b>MAC - Macao, China</b>				
249	LAO Long San	Scratch Race	MAC	10011162054
<b>MCT - Marathon-Tula Cycling Team</b>				
250	KOMKOV Daniil	Team Sprint	RUS	10034905836
251	NESTEROV Dmitry	Team Sprint	RUS	10015266972
252	NOSOV Aleksei	Team Sprint	RUS	10009721202
253	ROSTOV Pavel	Team Sprint	RUS	10015267174
<b>MGL - Mongolia</b>				
254	BATSAIKHAN Tegshbayar	Scratch Race	MGL	10014871696
<b>NED - Netherlands</b>				
260	HAVIK Yoeri	Madison	NED	10006502014
50	PIETERS Roy	Omnium, Madison	NED	10004780565

Men

Entry List By Team / Liste des inscrits par équipes

As of THU 24 JAN 2019

Race Number	Team Name	Event	Team Code	UCI Rider ID
<b>NZL - New Zealand</b>				
262	CASTLE Jordan	Team Sprint, Keirin	NZL	10009138491
263	KNIPE Bradly	Team Sprint, Individual Sprint	NZL	10009978048
53	SEXTON Thomas	Omnium, Scratch Race, Madison	NZL	10010750715
54	STEWART Campbell	Omnium, Madison	NZL	10010750917
264	WILLIAMS Zac	Team Sprint, Individual Sprint, Keirin	NZL	10008997641
<b>POL - Poland</b>				
271	BIELECKI Maciej	Team Sprint, Individual Sprint	POL	10005641037
272	CZUBAK Dawid	Team Pursuit, Madison	POL	10010115060
273	KAISER Adrian	Team Pursuit	POL	10014244432
57	KRAWCZYK Szymon	Team Pursuit, Omnium, Madison	POL	10010807093
274	MILEK Mateusz	Team Sprint	POL	10010850644
275	RAJKOWSKI Patryk	Team Sprint, Individual Sprint, Keirin	POL	10009176281
276	RUDYK Bartosz	Team Pursuit, Scratch Race, Madison	POL	10010184172
277	TEKLINSKI Adrian	Team Pursuit, Scratch Race	POL	10005364585
<b>POR - Portugal</b>				
58	ALVES OLIVEIRA Rui Filipe	Omnium, Madison	POR	10009191136
59	MATIAS Joao	Omnium, Scratch Race, Madison	POR	10007815756
<b>RSA - South Africa</b>				
284	SPIES Jean	Individual Sprint, Keirin	RSA	10007351671
<b>RUS - Russian Federation</b>				
286	DUBCHENKO Aleksandr	Team Sprint, Individual Sprint, Keirin	RUS	10007772108
61	ERSHOV Artur	Team Pursuit, Omnium, Madison	RUS	10005747939
287	EVTUSHENKO Alexander	Team Pursuit	RUS	10008705025
288	KULIKOV Vladislav	Team Pursuit	RUS	10009194772
289	KURBATOV Aleksei	Team Pursuit	RUS	10007898713
290	MANAKOV Viktor	Team Pursuit, Madison	RUS	10006886576
62	PISKUNOV Maxim	Omnium, Scratch Race, Madison	RUS	10009692102
291	SHARAPOV Alexander	Team Sprint, Individual Sprint	RUS	10007897295
292	STASH Mamy	Scratch Race	RUS	10008705227
293	YAKUSHEVSKIY Pavel	Team Sprint, Individual Sprint, Keirin	RUS	10004640220
<b>SUI - Switzerland</b>				
65	FROIDEVAUX Robin	Team Pursuit, Omnium, Madison	SUI	10010118494
66	IMHOF Claudio	Team Pursuit, Omnium	SUI	10005865551
296	MARGUET Tristan	Madison	SUI	10003301418
297	SCHMID Mauro	Team Pursuit, Scratch Race	SUI	10010948351
298	SELENATI Nico	Team Pursuit, Madison	SUI	10008926408
299	THIEBAUD Valere	Team Pursuit	SUI	10014936566
300	VOGEL Alex	Scratch Race	SUI	10015327495
<b>TPE - Chinese Taipei</b>				
301	KANG Shih Feng	Keirin	TPE	10010608447

**Men**
**Entry List By Team / Liste des inscrits par équipes**

As of THU 24 JAN 2019

Race Number	Team Name	Event	Team Code	UCI Rider ID
<b>TTO - Trinidad and Tobago</b>				
303	BRAMBLE Keron	Team Sprint, Individual Sprint	TTO	10009307536
304	BROWNE Kwesi	Team Sprint, Keirin	TTO	10009010876
305	PAUL Nicholas	Team Sprint, Individual Sprint, Keirin	TTO	10010821241
306	PHILLIP Njisane	Team Sprint, Individual Sprint	TTO	10006898401
<b>UKR - Ukraine</b>				
307	DZHUS Volodymyr	Team Pursuit	UKR	10007892447
71	GLADYSH Roman	Team Pursuit, Omnium, Scratch Race, Madison	UKR	10009166581
72	HRYNIV Vitaliy	Team Pursuit, Omnium, Scratch Race, Madison	UKR	10009033310
308	MALIEIEV Timur	Team Pursuit	UKR	10009801024
309	SHCHERBAN Vladyslav	Team Pursuit, Madison	UKR	10011145280
<b>USA - United States</b>				
314	HEGYVARY Adrian	Scratch Race, Madison	USA	10007161513
75	HOLLOWAY Daniel	Omnium, Madison	USA	10004628496
315	HOOVER Gavin	Team Pursuit, Madison	USA	10009730191
316	LAMBIE Ashton	Team Pursuit	USA	10062511430
317	LANGE Colby	Team Pursuit	USA	10051468887
318	SUMMERHILL Daniel	Team Pursuit	USA	10004759751
319	YOUNG Eric	Team Pursuit	USA	10007701073
<b>VEN - Venezuela</b>				
322	CANELON Hersony	Individual Sprint, Keirin	VEN	10004717719
<b>VNZ - Team Vantage New Zealand Track Trade Team</b>				
323	JACKSON George	Team Pursuit	NZL	10023663839
324	O'DONNELL Bailey	Team Pursuit	NZL	10022194388
325	STRONG Corbin	Team Pursuit	NZL	10023664445
326	TREYMANE Jarred	Team Pursuit	NZL	10022065258
327	WYLLIE Aaron	Team Pursuit	NZL	10015652649



Women

Entry List By Team / Liste des inscrits par équipes

As of THU 24 JAN 2019

Race Number	Team Name	Event	Team Code	UCI Rider ID
<b>AUS - Australia</b>				
89	de RITER Samantha	Team Pursuit	AUS	10013295347
90	EDWARDS Sophie	Team Pursuit	AUS	10055223696
4	MANLY Alexandra	Team Pursuit, Omnium, Madison	AUS	10009115253
91	MARTIN-WALLACE Alex	Team Pursuit, Scratch Race, Madison	AUS	10055348382
5	PLOUFFE Maeve	Team Pursuit, Omnium, Madison	AUS	10011147203
92	TAKOS Holly	Team Sprint, Individual Sprint, Keirin	AUS	10008996631
93	WARD Caitlin	Team Sprint, Individual Sprint, Keirin	AUS	10007904369
<b>AUT - Austria</b>				
6	EBERHARDT Verena	Omnium, Scratch Race	AUT	10008670770
<b>BEL - Belgium</b>				
98	BOSSUYT Shari	Team Pursuit	BEL	10015334872
99	CROKET Gilke	Team Pursuit, Scratch Race	BEL	10007077647
100	DEGRENDELE Nicky	Individual Sprint, Keirin	BEL	10009134956
101	D'HOORE Jolien	Team Pursuit, Scratch Race, Madison	BEL	10004779050
8	DOM Annelies	Team Pursuit, Omnium, Madison	BEL	10007860014
9	KOPECKY Lotte	Team Pursuit, Omnium, Madison	BEL	10007350459
<b>BLR - Belarus</b>				
12	PIVAVARAVA Palina	Team Pursuit, Omnium, Scratch Race, Madison	BLR	10008920950
107	SALAUYEVA Aksana	Team Pursuit	BLR	10015326990
13	SAVENKA Ina	Team Pursuit, Omnium, Madison	BLR	10008946717
108	TSERAKH Hanna	Team Pursuit, Scratch Race, Madison	BLR	10010177910
<b>CAN - Canada</b>				
110	BROUWER Miriam	Team Pursuit	CAN	10015198466
15	COLES-LYSTER Maggie	Team Pursuit, Omnium, Madison	CAN	10010998568
16	COLLIER Devaney	Team Pursuit, Omnium, Scratch Race, Madison	CAN	10015447939
111	JUSSAUME Laurie	Team Pursuit	CAN	10015283746
112	MITCHELL Kelsey	Team Sprint, Individual Sprint, Keirin	CAN	10075047668
113	van DAM Sarah	Team Pursuit	CAN	10048875553
114	WALSH Amelia	Team Sprint, Individual Sprint, Keirin	CAN	10006640036
<b>CHN - China</b>				
125	GUO Yufang	Team Sprint, Individual Sprint, Keirin	CHN	10062787474
126	LIN Junhong	Team Sprint	CHN	10006401172
17	LIU Jiali	Team Pursuit, Omnium, Madison	CHN	10010915110
127	MA Menglu	Team Pursuit	CHN	10010857819
128	SHEN Shanrong	Team Pursuit, Scratch Race	CHN	10014662239
129	WANG Hong	Team Pursuit	CHN	10010857920
18	WANG Xiaofei	Team Pursuit, Omnium, Madison	CHN	10062018851
130	ZHONG Tianshi	Team Sprint, Individual Sprint, Keirin	CHN	10006899613
<b>CTF - Cycling Team Friuli</b>				
131	ANDREOTTI Maila	Keirin	ITA	10009062006

**Women**
**Entry List By Team / Liste des inscrits par équipes**

As of THU 24 JAN 2019

Race Number	Team Name	Event	Team Code	UCI Rider ID
<b>CZE - Czech Republic</b>				
135	KANKOVSKA Sara	Individual Sprint, Keirin	CZE	10010167402
19	KOHOUTKOVA Katerina	Omnium, Scratch Race, Madison	CZE	10010777791
20	MACHACOVA Jarmila	Omnium, Scratch Race, Madison	CZE	10004738937
<b>DSR - Dream Seeker</b>				
136	KOBAYASHI Yuka	Individual Sprint, Keirin	JPN	10009840733
<b>EGY - Egypt</b>				
137	ZAYED Ebtissam	Keirin	EGY	10053580255
<b>ESP - Spain</b>				
142	CALVO BARBERO Tania	Team Sprint, Individual Sprint, Keirin	ESP	10006604771
143	CASAS ROIGE Helena	Team Sprint, Individual Sprint, Keirin	ESP	10004616877
23	USABIAGA BALERDI Irene	Omnium, Scratch Race	ESP	10007502023
<b>EUS - Eustrak-Euskadi</b>				
144	USABIAGA BALERDI Ana	Scratch Race	ESP	10005979123
<b>FRA - France</b>				
26	BERTHON Laurie	Team Pursuit, Omnium, Madison	FRA	10006464426
151	BORRAS Marion	Team Pursuit, Scratch Race, Madison	FRA	10009989970
27	COPPONI Clara	Team Pursuit, Omnium, Madison	FRA	10015328711
152	DEMAY Coralie	Team Pursuit, Scratch Race	FRA	10007773825
153	le NET Marie	Team Pursuit	FRA	10023522278
<b>GBR - Great Britain</b>				
154	MARCHANT Katy	Team Sprint, Individual Sprint, Keirin	GBR	10009195883
155	WILLIAMSON Victoria	Team Sprint	GBR	10007500003
<b>GER - Germany</b>				
164	BECKER Charlotte	Team Pursuit	GER	10002523701
29	BRAUSSE Franziska	Team Pursuit, Omnium, Madison	GER	10010169220
165	FRIEDRICH Lea Sophie	Team Sprint, Individual Sprint, Keirin	GER	10015171184
166	HINZE Emma	Team Sprint, Individual Sprint, Keirin	GER	10010652196
167	KLEIN Lisa	Team Pursuit	GER	10008965814
168	KNAUER Anna	Team Pursuit, Madison	GER	10008679056
169	KULLMER Lisa	Scratch Race, Madison	GER	10007499090
30	STOCK Gudrun	Team Pursuit, Omnium	GER	10008696234
<b>HBT - Holy Brother Cycling Team</b>				
173	BAO Shanju	Team Sprint, Keirin	CHN	10010717268
174	SONG Chaorui	Team Sprint, Individual Sprint	CHN	10010716965
<b>HKG - Hong Kong, China</b>				
178	LEE Wai Sze	Team Sprint, Individual Sprint, Keirin	HKG	10004875747
179	LEUNG Bo Yee	Madison	HKG	10006278510
180	LI Yin Yin	Team Sprint	HKG	10010797696
181	MA Wing Yu	Team Sprint, Individual Sprint, Keirin	HKG	10010655735
35	PANG Yao	Omnium, Madison	HKG	10008689059
36	YANG Qianyu	Omnium, Scratch Race, Madison	HKG	10008999055

**Women**
**Entry List By Team / Liste des inscrits par équipes**

As of THU 24 JAN 2019

Race Number	Team Name	Event	Team Code	UCI Rider ID
<b>INA - Indonesia</b>				
183	DWI PUTRI Crismonita	Team Sprint, Individual Sprint	INA	10015346895
184	LESTARI Wiji	Team Sprint	INA	10056072650
<b>IRL - Ireland</b>				
186	GRIFFIN Mia	Team Pursuit, Scratch Race	IRL	10062151116
40	McCURLEY Shannon	Team Pursuit, Omnium, Madison	IRL	10007056631
187	MURPHY Kelly	Team Pursuit	IRL	10015835030
188	SHARPE Alice	Team Pursuit, Madison	IRL	10016236063
189	STEWART Robyn	Individual Sprint, Keirin	IRL	10018638431
190	WALSH Orla	Team Pursuit	IRL	10016235255
<b>ITA - Italy</b>				
195	ALZINI Martina	Team Pursuit	ITA	10010713228
43	BALSAMO Elisa	Team Pursuit, Omnium, Madison	ITA	10010182657
196	CAVALLI Marta	Team Pursuit	ITA	10011143260
197	CONFALONIERI Maria Giulia	Team Pursuit, Scratch Race, Madison	ITA	10007278822
198	FIDANZA Martina	Team Sprint, Scratch Race	ITA	10015662349
44	PATERNOSTER Letizia	Team Pursuit, Omnium, Madison	ITA	10015336387
199	VECE Miriam	Team Sprint, Individual Sprint, Keirin	ITA	10010714137
<b>JAM - Jamaica</b>				
200	PALMER Dahlia	Keirin	JAM	10045952924
<b>JPN - Japan</b>				
47	FURUYAMA Kie	Team Pursuit, Omnium, Madison	JPN	10010800124
48	HASHIMOTO Yuya	Team Pursuit, Omnium, Madison	JPN	10010801235
209	NAKAMURA Aika	Team Pursuit	JPN	10015287483
210	NAKAMURA Kisato	Team Pursuit, Madison	JPN	10009020677
211	OHTA Riyu	Individual Sprint, Keirin	JPN	10020981585
212	SUZUKI Nao	Scratch Race	JPN	10009808805
213	YOSHIKAWA Miho	Team Pursuit	JPN	10009021081
<b>KOR - Republic of Korea</b>				
227	JANG Suji	Team Pursuit	KOR	10063606823
228	KIM Hyunji	Team Pursuit	KOR	10007416339
229	KIM Taenam	Team Sprint	KOR	10010108996
230	KIM Youri	Team Pursuit	KOR	10007890023
231	LEE Hyejin	Team Sprint, Individual Sprint, Keirin	KOR	10007209609
232	LEE Jumi	Team Pursuit	KOR	10005601732
233	NA Ahreum	Team Pursuit	KOR	10006136646
<b>LCT - Look Cycle China Proteam</b>				
238	CHEN Feifei	Team Sprint	CHN	10010716864
239	SHEN Chaoyue	Team Sprint	CHN	10015319920
<b>LTU - Lithuania</b>				
247	KRUPECKAITE Simona	Team Sprint, Individual Sprint, Keirin	LTU	10002501368
248	MAROZAITE Migle	Team Sprint, Individual Sprint, Keirin	LTU	10010640880

**Women**
**Entry List By Team / Liste des inscrits par équipes**

As of THU 24 JAN 2019

Race Number	Team Name	Event	Team Code	UCI Rider ID
<b>MSP - Giant-Max Success Sports Pro Cycling</b>				
255	LEE Hoi Yan Jessica	Individual Sprint, Keirin	HKG	10066087191
256	SHEN Yan	Individual Sprint	CHN	10010717167
257	TANG Mengqi	Team Sprint	CHN	10015321940
258	ZHANG Linyin	Team Sprint	CHN	10010914807
259	ZHUANG Wei	Team Sprint	CHN	10010914908
<b>NED - Netherlands</b>				
261	PIETERS Amy	Scratch Race, Madison	NED	10004779252
51	WILD Kirsten	Omnium, Madison	NED	10002919175
<b>NOR - Norway</b>				
52	STENBERG Anita Yvonne	Omnium	NOR	10008956114
<b>NZL - New Zealand</b>				
265	ANDREWS Ellesse	Team Pursuit	NZL	10015442077
266	CHRISTIE Tahlay	Team Sprint	NZL	10010665031
267	DRUMMOND Michaela	Team Pursuit, Madison	NZL	10010747277
268	ELLIS Lauren	Team Pursuit	NZL	10005506752
55	HODGES Jessie	Team Pursuit, Omnium, Scratch Race, Madison	NZL	10015781779
269	PODMORE Olivia	Team Sprint, Individual Sprint, Keirin	NZL	10010598141
270	SHEARMAN Emily	Team Pursuit	NZL	10015442279
56	SHEATH Racquel	Omnium, Madison	NZL	10007809086
<b>POL - Poland</b>				
278	KACZKOWSKA Justyna	Team Pursuit, Scratch Race	POL	10010945725
279	KARWACKA Marlena	Team Sprint, Individual Sprint, Keirin, Team Pursuit	POL	10010098589
280	LOS Urszula	Team Sprint, Individual Sprint, Keirin	POL	10007793326
281	PIETRZAK Lucja	Team Pursuit, Scratch Race, Madison	POL	10008690271
282	PIKULIK Wiktoria	Team Pursuit, Madison	POL	10010201148
283	PLOSAJ Nikol	Team Pursuit, Madison	POL	10009232966
<b>POR - Portugal</b>				
60	MARTINS Maria	Omnium	POR	10015577574
<b>RSA - South Africa</b>				
285	du PREEZ Charlene	Keirin	RSA	10009143949
<b>RUS - Russian Federation</b>				
63	BADYKOVA Gulnaz	Omnium, Madison	RUS	10007739974
294	NOVOLODSKAYA Maria	Madison	RUS	10014629705
<b>RVL - Gazprom-Rusvelo</b>				
295	VOINOVA Anastasiia	Individual Sprint, Keirin	RUS	10007498484
<b>SIN - Singapore</b>				
64	LUO Yiwei	Omnium, Scratch Race	SIN	10015954157
<b>SUI - Switzerland</b>				
67	SEITZ Aline	Omnium, Scratch Race, Madison	SUI	10009548319
68	WALDIS Andrea	Omnium, Scratch Race, Madison	SUI	10007708551



**Women**
**Entry List By Team / Liste des inscrits par équipes**

As of THU 24 JAN 2019

Race Number	Team Name	Event	Team Code	UCI Rider ID
<b>SVK - Slovakia</b>				
69	BACIKOVA Alzbeta	Omnium, Scratch Race	SVK	10006065716
<b>TPE - Chinese Taipei</b>				
70	HUANG Ting Ying	Omnium	TPE	10005968009
302	WANG Tzu Chun	Keirin	TPE	10011088393
<b>UKR - Ukraine</b>				
310	BASOVA Liubov	Team Sprint, Individual Sprint, Keirin	UKR	10004594447
311	KLIACHINA Oksana	Team Pursuit, Scratch Race, Madison	UKR	10010746570
73	KLIMCHENKO Tetyana	Team Pursuit, Omnium, Scratch Race	UKR	10009073827
74	NAHIRNA Anna	Team Pursuit, Omnium, Madison	UKR	10005510994
312	SOLOVEI Ganna	Team Pursuit, Madison	UKR	10006645995
313	STARIKOVA Olena	Team Sprint, Individual Sprint	UKR	10009233370
<b>USA - United States</b>				
320	GODBY Madalyn	Team Sprint, Individual Sprint, Keirin	USA	10007242648
321	MARQUARDT Mandy	Team Sprint, Individual Sprint, Keirin	USA	10006669439

**25-27 January 2019**
**Competition Schedule / Programme des compétitions**

As of THU 24 JAN 2019

Date	Session Time	Duration Time	Event
THU 24 JAN	18:00 / 21:14	95	Women's Team Pursuit Qualifying
		99	Men's Team Pursuit Qualifying

**Note:**  
Schedule subject to change.

## Competition Schedule / Programme des compétitions

As of THU 24 JAN 2019

Date	Session Time	Duration Time	Event
FRI 25 JAN	15:30 / 18:06	28	Women's Team Pursuit First Round
		26	Men's Team Pursuit First Round
		54	Women's Team Sprint Qualifying
		48	Men's Team Sprint Qualifying
	18:30 / 20:39	30	Opening Ceremony
		11	Women's Team Sprint First Round
		15	Women's Team Pursuit Finals
		13	Men's Team Sprint First Round
		8	Women's Team Pursuit, Victory Ceremony
		14	Men's Team Pursuit Finals
		8	Women's Team Sprint Finals
		8	Men's Team Pursuit, Victory Ceremony
		8	Men's Team Sprint Finals
		6	Women's Team Sprint, Victory Ceremony
8	Men's Team Sprint, Victory Ceremony		

**Note:**  
Schedule subject to change.

## Competition Schedule / Programme des compétitions

As of FRI 25 JAN 2019

Date	Session Time	Duration Time	Event
SAT 26 JAN	13:00 / 16:40	44	Women's Sprint Qualifying
		18	Men's Keirin First Round
		38	Women's Sprint 1/16 Finals
		16	Men's Omnium Scratch Race 1\4
		25	Women's Sprint 1/8 Finals
		18	Men's Keirin First Round Repechage
		16	Women's Sprint Quarterfinals - Race 1
		15	Men's Omnium Tempo Race 2\4
		16	Women's Sprint Quarterfinals - Race 2
		10	Break
		4	Women's Sprint Quarterfinals - Decider
	19:00 / 22:00	8	Women's Sprint Semifinals - Race 1
		17	Men's Omnium Elimination Race 3\4
		8	Women's Sprint Semifinals - Race 2
		30	Women's Madison Final
		4	Women's Sprint Semifinals - Decider
		33	Men's Omnium Points Race 4\4
		8	Women's Sprint Finals - Race 1
		6	Women's Madison, Victory Ceremony
		6	Men's Omnium, Victory Ceremony
		9	Men's Keirin Second Round
		11	Men's Scratch Race Final
		8	Women's Sprint Finals - Race 2
		10	Men's Keirin Finals
		4	Women's Sprint Finals - Decider
		6	Men's Scratch Race, Victory Ceremony
		6	Men's Keirin, Victory Ceremony
		6	Women's Sprint, Victory Ceremony

**Note:**  
Schedule subject to change.

## Competition Schedule / Programme des compétitions

As of SAT 26 JAN 2019

Date	Session Time	Duration Time	Event
SUN 27 JAN	10:00 / 13:38	44	Men's Sprint Qualifying
		18	Women's Keirin First Round
		38	Men's Sprint 1/16 Finals
		15	Women's Omnium Scratch Race 1\4
		25	Men's Sprint 1/8 Finals
		18	Women's Keirin First Round Repechage
		16	Men's Sprint Quarterfinals - Race 1
		14	Women's Omnium Tempo Race 2\4
		16	Men's Sprint Quarterfinals - Race 2
		10	Break
		4	Men's Sprint Quarterfinals - Decider
	15:00 / 18:25	8	Men's Sprint Semifinals - Race 1
		17	Women's Omnium Elimination Race 3\4
		8	Men's Sprint Semifinals - Race 2
		40	Men's Madison Final
		4	Men's Sprint Semifinals - Decider
		30	Women's Omnium Points Race 4\4
		8	Men's Sprint Finals - Race 1
		6	Men's Madison, Victory Ceremony
		6	Women's Omnium, Victory Ceremony
		9	Women's Keirin Second Round
		17	Women's Scratch Race Final
		8	Men's Sprint Finals - Race 2
		10	Women's Keirin Finals
		4	Men's Sprint Finals - Decider
		6	Women's Scratch Race, Victory Ceremony
		6	Women's Keirin, Victory Ceremony
		6	Men's Sprint, Victory Ceremony
		6	World Cup Round Winner
		6	World Cup Winner

**Note:**  
Schedule subject to change.



## Decisions from Day 1

-Men's Team Sprint Qualifying,  
Team Belarus relegated to the last position due to incorrect relay.(3.2.153)  
Releguè au dernier rang pour relai incorrect.

H7,Team LCT fined of 200 CHF for not being ready with extra wheels or other equipment at the start. (12.1.007)  
Pour insuffisance de materiel de rechange au depart.

-Men's Team Sprint First round,  
Teams; Russian Federation, Japan and New Zealand  
fined of 100 CHF each, for failure to obey commissaires instructions.(12.1.007)  
Pour avoir ignoré les intructions des commissaires.

-Women's Team Sprint Final,  
Team Germany fined of 100 CHF for failure to obey commissaires instructions. (12.1.007)  
Pour avoir ignoré les intructions des commissaires.

-Men's Team Sprint Final,  
Team Poland fined of 100 CHF for failure to obey commissaires instructions. (12.1.007)  
Pour avoir ignoré les intructions des commissaires.

## Decisions from Day 2

**-Women's Sprint 1/8Final-Heat 3**

Rider No.130 ZHONG Tianshi (CHN) (10006899613), Relegated for entering the sprinter's lane when the opponent was already there.

Pour être entré dans le couloir des sprinters alors que son adversaire s'y trouvait déjà.

**-Men's Omnium, Elimination race**

Rider No.75 HOLLOWAY Daniel (USA) (1004628496), Fined of 200 CHF for incorrect behaviour. (12.1.007)

Pour comportement incorrect.

**-Men Keirin Final 7-12**

Rider No.275 RAJKOWSKI Patryk (POL) (10009176281) Relegated to last place for entering the sprinter's lane when the opponent was already there.

Pour être entré dans le couloir des sprinters alors que son adversaire s'y trouvait déjà.

**- Men Keirin Final 1-6**

Rider No.109 BARRETE Hugo (CAN) (10007212639) Relegated to last place for not having held his line during the last 200 meters of the race.

Pour ne pas avoir tenu sa ligne dans les 200 derniers mètres de l'épreuve.

## Decisions from Day 3

**- Women's Keirin First Round**

Rider No.114 WALSH Amelia (CAN) (10006640036) Disqualified for not remaining immediately behind the pacer. (3.2.139 & 3.2.139bis)

Disqualifié pour ne pas rester en derrière le pacer.

Rider No.320 GODBY Madalyn (USA) (10007242648) Warning for entering the sprinter's lane when the opponent was already there.

Avertissement pour être entré dans le couloir des sprinters alors que son adversaire s'y trouvait déjà.

**-Men's Sprint 1/4 Final**

Rider No.306 (TTO) (10006898401) Relegated for entering the sprinter's lane when the opponent was already there.

Declassement pour être entré dans le couloir des sprinters alors que son adversaire s'y trouvait déjà.

**Medallists by Event / Médaillé(e)s par épreuve**

As of SUN 27 JAN 2019 at 18:01

AFTER 14 OF 14 EVENTS

Event	Date	Medal	Name	Team Code
Women's Keirin	27 JAN 2019	GOLD	LEE Wai Sze	HKG
		SILVER	OHTA Riyu	JPN
		BRONZE	LEE Hoi Yan Jessica	MSP
Women's Scratch Race	27 JAN 2019	GOLD	FIDANZA Martina	ITA
		SILVER	MARTIN-WALLACE Alex	AUS
		BRONZE	D'HOORE Jolien	BEL
Women's Omnium	27 JAN 2019	GOLD	WILD Kirsten	NED
		SILVER	BERTHON Laurie	FRA
		BRONZE	MANLY Alexandra	AUS
Men's Madison	27 JAN 2019	GOLD	SEXTON Thomas STEWART Campbell	NZL
		SILVER	WELSFORD Sam O'BRIEN Kelland	AUS
		BRONZE	THOMAS Benjamin MAITRE Florian	FRA
Men's Keirin	26 JAN 2019	GOLD	BOS Theo	BCC
		SILVER	KAWABATA Tomoyuki	JPC
		BRONZE	OH Jeseok	KOR
Men's Scratch Race	26 JAN 2019	GOLD	GUO Liang	CHN
		SILVER	HEGYVARY Adrian	USA
		BRONZE	DAVY Clement	FRA
Men's Omnium	26 JAN 2019	GOLD	MEYER Cameron	AUS
		SILVER	THOMAS Benjamin	FRA
		BRONZE	STEWART Campbell	NZL
Women's Madison	26 JAN 2019	GOLD	WILD Kirsten PIETERS Amy	NED
		SILVER	KOPECKY Lotte D'HOORE Jolien	BEL
		BRONZE	BALSAMO Elisa CONFALONIERI Maria Giulia	ITA
Men's Team Sprint	25 JAN 2019	GOLD	RICHARDSON Matthew CLARKE Thomas BRISTER James	AUS
		SILVER	AMAGAI Kazuki NITTA Yudai FUKAYA Tomohiro	JPN
		BRONZE	MILEK Mateusz BIELECKI Maciej RAJKOWSKI Patryk	POL

**Medallists by Event / Médaillé(e)s par épreuve**

As of SUN 27 JAN 2019 at 18:01

AFTER 14 OF 14 EVENTS

Event	Date	Medal	Name	Team Code
Women's Team Sprint	25 JAN 2019	GOLD	LIN Junhong ZHONG Tianshi GUO Yufang	CHN
		SILVER	BASOVA Liubov STARIKOVA Olena	UKR
		BRONZE	MAROZAITE Migle KRUPECKAITE Simona	LTU
Men's Team Pursuit	25 JAN 2019	GOLD	BERTAZZO Liam LAMON Francesco GANNA Filippo PLEBANI Davide SCARTEZZINI Michele	ITA
		SILVER	SUMMERHILL Daniel LAMBIE Ashton LANGE Colby YOUNG Eric HOOVER Gavin	USA
		BRONZE	SLATTERY Godfrey DRIZNERS Jarrad LEAHY Conor PLAPP Lucas WELSFORD Sam	AUS
Women's Team Pursuit	25 JAN 2019	GOLD	BALSAMO Elisa PATERNOSTER Letizia ALZINI Martina CAVALLI Marta	ITA
		SILVER	BRAUSSE Franziska STOCK Gudrun BECKER Charlotte KLEIN Lisa	GER
		BRONZE	ELLIS Lauren ANDREWS Ellesse DRUMMOND Michaela SHEARMAN Emily HODGES Jessie	NZL
Men's Sprint	1 JAN 2012	GOLD	CLARKE Thomas	AUS
		SILVER	BRISTER James	AUS
		BRONZE	XU Chao	CHN
Women's Sprint	1 JAN 2012	GOLD	LEE Wai Sze	HKG
		SILVER	LEE Hyejin	KOR
		BRONZE	KRUPECKAITE Simona	LTU

**Note:**

All riders who competed for a team in any phase are listed on this output.



**Medal Standings / Classement des médailles**

As of SUN 27 JAN 2019 at 18:01

AFTER 14 OF 14 EVENTS

Rank	Team Code	Men				Women				Total				Rank by Total
		G	S	B	Tot.	G	S	B	Tot.	G	S	B	Tot.	
1	AUS - Australia	3	2	1	6		1	1	2	3	3	2	8	1
2	ITA - Italy	1			1	2		1	3	3		1	4	=2
3	CHN - China	1		1	2	1			1	2		1	3	=3
4	HKG - Hong Kong, China					2			2	2			2	=4
4	NED - Netherlands					2			2	2			2	=4
6	NZL - New Zealand	1		1	2			1	1	1		2	3	=3
7	BCC - Beat Cycling Club	1			1					1			1	=5
8	FRA - France		1	2	3		1		1		2	2	4	=2
9	JPN - Japan		1		1		1		1		2		2	=4
9	USA - United States		2		2						2		2	=4
11	BEL - Belgium						1	1	2		1	1	2	=4
11	KOR - Republic of Korea			1	1		1		1		1	1	2	=4
13	GER - Germany						1		1		1		1	=5
13	JPC - Japan Professional Cyclist Association		1		1						1		1	=5
13	UKR - Ukraine						1		1		1		1	=5
16	LTU - Lithuania							2	2			2	2	=4
17	MSP - Giant-Max Success Sports Pro Cycling							1	1			1	1	=5
17	POL - Poland			1	1							1	1	=5
<b>Total:</b>		<b>7</b>	<b>7</b>	<b>7</b>	<b>21</b>	<b>7</b>	<b>7</b>	<b>7</b>	<b>21</b>	<b>14</b>	<b>14</b>	<b>14</b>	<b>42</b>	

**Note:**

Rank by Total is calculated by the total number of gold, silver and bronze medals.

**Legend:**

=	Equal sign indicates that two or more Team Codes share the same rank by total	B	Bronze
G	Gold	S	Silver
		Tot.	Total

## Team World Cup Standings / Classement coupe du monde par équipes

As of SUN 27 JAN 2019

<b>Event No 1</b>	Saint-Quentin-en-Yvelines (FRA)	19-21 OCT 2018
<b>Event No 2</b>	Milton (CAN)	26-28 OCT 2018
<b>Event No 3</b>	Berlin (GER)	30 NOV-2 DEC 2018
<b>Event No 4</b>	London (GBR)	14-16 DEC 2018
<b>Event No 5</b>	Cambridge (NZL)	18-20 JAN 2019
<b>Event No 6</b>	Hong-Kong (HKG)	25-27 JAN 2019

Rank	Name	Team Code	Event No 1	Event No 2	Event No 3	Event No 4	Event No 5	Event No 6	Total Points
1	Australia	AUS	6315.0	3375.0	5225.0	2475.0	4265.0	6386.0	28041.0
2	Great Britain	GBR	6837.5	6251.0	5876.0	6526.0	950.0	350.0	26790.5
3	Germany	GER	5415.0	4991.0	5885.0	4190.0	530.0	4218.5	25229.5
4	France	FRA	5435.0	5687.5	1975.0	3840.0	2825.0	4540.0	24302.5
5	Italy	ITA	4551.0	2978.0	3435.0	3190.0	3900.0	4625.0	22679.0
6	Poland	POL	4839.5	3132.0	3484.5	3844.5	3160.0	3632.0	22092.5
7	New Zealand	NZL	5060.0	4588.5		225.0	7000.0	3321.0	20194.5
8	Netherlands	NED	4636.0	3225.0	5360.0	4500.0	860.0	1500.0	20081.0
9	Ukraine	UKR	3876.0	1805.0	2725.0	2016.0	3575.0	2855.0	16852.0
10	Russian Federation	RUS	3740.0	3235.0	3423.5	1305.5	2628.5	2186.0	16518.5
11	Canada	CAN	275.0	3796.0	3227.0	1720.0	4060.0	1986.0	15064.0
12	China	CHN	1207.0	656.0	2522.5	2837.5	3172.5	3740.0	14135.5
13	Spain	ESP	2355.5	2340.5	2272.0	1964.5	2162.5	2338.5	13433.5
14	Belgium	BEL	2110.0	1625.0	2260.0	2985.0	2070.0	2370.0	13420.0
15	Japan	JPN	576.0	2141.0	1682.0	530.0	3947.5	4010.0	12886.5
16	United States	USA	170.0	3476.0	1450.0	1350.0	2440.0	2485.0	11371.0
17	Belarus	BLR	2970.0	1515.0	1170.0	427.5	1760.0	2832.5	10675.0
18	Denmark	DEN	3055.0	2530.0	2800.0	1500.0	300.0	375.0	10560.0
19	Switzerland	SUI	1710.0	1830.0	975.0	835.0	2050.0	2125.0	9525.0
20	Lithuania	LTU	2021.0	1616.0	1626.0	1362.0	1006.0	1471.0	9102.0
21	Czech Republic	CZE	1509.5	1454.5	1896.0	1029.5	1705.0	1303.5	8898.0
22	Hong Kong, China	HKG	2077.0	1787.0	561.0	652.0	1840.0	1873.0	8790.0
23	Ireland	IRL	2120.0	1511.0	1265.0	1650.0	295.0	1615.0	8456.0
24	Republic of Korea	KOR			1781.0	2135.0		2705.0	6621.0
25	Gazprom-Rusvelo	RVL	1787.5	1126.0	1930.0	1050.0		285.0	6178.5
26	Beat Cycling Club	BCC	555.0	1350.0	1912.5	1020.0		775.0	5612.5
27	Mexico	MEX		1786.0	1216.0	1256.0			4258.0
28	Portugal	POR	985.0		405.0	385.0	1220.0	1125.0	4120.0
29	Austria	AUT	1585.0	275.0	400.0	420.0	805.0	625.0	4110.0
30	Huub Wattbike Test Team	HUB	940.0	1010.0	1000.0	1000.0			3950.0
31	Malaysia	MAS	764.5	685.5	794.5	1020.0	485.0		3749.5
32	Kazakhstan	KAZ	712.0		859.5		620.0	1426.0	3617.5
33	Colombia	COL	723.5	1004.5	815.0	1035.0			3578.0
34	Trinidad and Tobago	TTO			842.5	1260.0		1412.5	3515.0
35	Greece	GRE	805.0	400.0	375.0	375.0	875.0	625.0	3455.0
36	Subway New Zealand Track Trade Team	SUB					2030.0	500.0	2530.0
37	Hungary	HUN	565.0	290.0	201.0	260.0	560.0	551.0	2427.0
38	Giant-Max Success Sports Pro Cycling	MSP	210.0	265.0	101.0	315.0	525.0	800.0	2216.0
39	P2m	PTM		1431.0	51.0	121.0	180.0	250.0	2033.0
40	Chinese Taipei	TPE			485.0	160.0	700.0	520.0	1865.0
41	Holy Brother Cycling Team	HBT					987.5	666.0	1653.5
42	Norway	NOR	370.0	250.0	225.0	100.0	500.0	160.0	1605.0
43	Japan Professional Cyclist Association	JPC	501.0	485.0	191.0		400.0		1577.0

## Team World Cup Standings / Classement coupe du monde par équipes

As of SUN 27 JAN 2019

Rank	Name	Team Code	Event No 1	Event No 2	Event No 3	Event No 4	Event No 5	Event No 6	Total Points
44	Team Vantage New Zealand Track Trade Team	VNZ					1160.0	400.0	1560.0
45	Dream Seeker	DSR	475.0	255.0	480.0			320.0	1530.0
46	Track-Team Brandenburg	TTB	525.0		910.0				1435.0
47	Look Cycle China Proteam	LCT					737.5	582.5	1320.0
48	Lokosphinx	LOK			380.0			650.0	1030.0
49	Venezuela	VEN	326.0		221.0	287.0		176.0	1010.0
50	Slovakia	SVK	340.0	425.0	110.0			130.0	1005.0
51	Argentina	ARG	195.0	175.0			355.0	265.0	990.0
52	Eustrak-Euskadi	EUS	420.0				425.0		845.0
53	Team Breeze	TBR				750.0			750.0
54	Suriname	SUR	250.0	146.0	1.0	325.0			722.0
55	Team Inspired	TIN			395.0	205.0			600.0
56	Marathon-Tula Cycling Team	MCT		80.0	220.0			262.5	562.5
57	Cycling Team Friuli	CTF	82.0		51.0	175.0	120.0	80.0	508.0
58	Singapore	SIN	170.0	90.0			90.0	150.0	500.0
59	Indonesia	INA						410.0	410.0
60	Brazil	BRA	191.0	81.0	51.0	81.0			404.0
61	Barbados	BAR	235.0	150.0					385.0
62	Maloja Pushbikers	MPB	310.0						310.0
63	South Africa	RSA	3.0	81.0				201.0	285.0
64	Jamaica	JAM		80.0		80.0		120.0	280.0
65	India	IND			266.0				266.0
66	Azerbaijan	AZE	1.0	1.0	50.0	1.0	100.0	80.0	233.0
67	Chile	CHI					205.0		205.0
68	T°Red Factory Racing Team	TRD	176.0						176.0
69	Egypt	EGY			80.0			1.0	81.0
70	Team Drive Phase Sport	DPS		80.0					80.0
71	Algeria	ALG	50.0						50.0

## Number of Entries by Team / Nombre d'inscrits par équipes

As of 27 JAN 2019

Team Code	Men								Women								Total Riders
	Ind. Sprint	Keirin	Scratch Race	Omnium	Team Sprint	Team Pursuit	Madison	Riders	Ind. Sprint	Keirin	Scratch Race	Omnium	Team Sprint	Team Pursuit	Madison	Riders	
ARG		1		1				2								2	
AUS	2	1	1	1	3	5	2	10	2	1	1	1	2	4	2	6	
AUT			1				2	2			1	1				1	
AZE		1						1								1	
BCC	1	1						1								1	
BEL				1				1	1	1	1	1		4	2	6	
BLR		1	1	1	3	4	2	7			1	1		4	2	4	
CAN	1	1		1				2	2	1	1	1	2	5	2	7	
CHN	1	1	1		3	4		9	1	1	1	1	3	4	2	7	
CTF										1						1	
CZE	2	1			3			3	1	1	1	1			2	3	
DEN				1				1								1	
DSR									1	1						1	
EGY										1						1	
ESP	2	1	1	1	3		2	5	2	1	1	1	2		3	8	
EUS											1					1	
FRA	2	1	1	1	3	5	2	8			1	1		5	2	5	
GBR									1				2			2	
GER	2	1	1	1	3	5	2	9	1	1	1	1	2	4	2	8	
GRE			1	1				2								2	
HBT					3			3	1	1			2			2	
HKG	1	1		1			2	4	2	1	1	1	2		2	6	
HUN	1	1	1	1				2								2	
INA									1				2			2	
IRL				1			2	2	1	1	1	1		4	2	6	
ITA		1	1	1		5	2	6	1	1	1	1	2	4	2	7	
JAM										1						1	
JPC	1	1						1								1	
JPN	2	1		1	3	4		8	1	1	1	1		4	2	6	
KAZ	2	1	1	1	3	4	2	7								7	
KOR	1	1				4		5	1	1			2	4		6	
LCT					3			3					2			2	
LOK						4		4								4	
LTU	2	1						2	2	1			2			2	
MAC			1					1								1	
MCT					3			3								3	
MGL			1					1								1	
MSP									1	1			2			3	
NED				1			2	2			1	1			2	2	
NOR											1					1	
NZL	2	1	1	1	3		2	5	1	1	1	1	2	5	2	8	
POL	2	1	1	1	3	4	2	7	2	1	1		2	4	2	6	
POR			1	1			2	2				1				1	
RSA	1	1						1		1						1	
RUS	2	1	1	1	3	4	2	10				1			2	2	
RVL									1	1						1	
SIN											1	1				1	
SUI			1	1		4	2	7			1	1		2	2	9	
SVK											1	1				1	
TPE		1						1		1		1				2	
TTO	2	1			4			4								4	
UKR			1	1		4	2	4	2	1	1	1	2	4	2	6	

## Number of Entries by Team / Nombre d'inscrits par équipes

As of 27 JAN 2019

Team Code	Men								Women								Total Riders
	Ind. Sprint	Keirin	Scratch Race	Omnium	Team Sprint	Team Pursuit	Madison	Riders	Ind. Sprint	Keirin	Scratch Race	Omnium	Team Sprint	Team Pursuit	Madison	Riders	
USA			1	1		5	2	7	2	1			2			2	9
VEN	1	1						1									1
VNZ						4		4									4
<b>Total</b>	<b>33</b>	<b>26</b>	<b>20</b>	<b>24</b>	<b>49</b>	<b>69</b>	<b>36</b>	<b>170</b>	<b>31</b>	<b>26</b>	<b>22</b>	<b>24</b>	<b>37</b>	<b>59</b>	<b>36</b>	<b>135</b>	<b>305</b>



## INDEX OF COMMUNIQUE'S BY EVENT

### HONG KONG

Event / Epreuves		Description		Report	No.
<b>GENERAL COMMUNIQUE'S / COMMUNIQUE'S GENERAUX</b>					
College of Commissaires	<i>Collège des Commissaires</i>	UCI Technical Officials	<i>Officiels Techniques de l'UCI</i>	Information	<b>1</b>
College of Commissaires	<i>Collège des Commissaires</i>	General Information	<i>Informations Générales</i>	Information	<b>2</b>
College of Commissaires	<i>Collège des Commissaires</i>	Technical Information	<i>Informations Techniques</i>	Information	<b>3</b>
College of Commissaires	<i>Collège des Commissaires</i>	Antidoping Control	<i>Contrôle Anti-dopage</i>	Information	<b>4</b>
College of Commissaires	<i>Collège des Commissaires</i>	List of Entered Teams	<i>Liste des Equipes Engagées</i>	Information	<b>5</b>
College of Commissaires	<i>Collège des Commissaires</i>	Entry List by Team - Men	<i>Liste des Inscrits par Equipes - Hommes</i>	Information	<b>6</b>
College of Commissaires	<i>Collège des Commissaires</i>	Entry List by Team - Women	<i>Liste des Inscrits par Equipes - Femmes</i>	Information	<b>7</b>
College of Commissaires	<i>Collège des Commissaires</i>	Competition Schedule Day 1	<i>Programme des Compétitions Jour 1</i>	Schedule / Programme	<b>8</b>
College of Commissaires	<i>Collège des Commissaires</i>	Competition Schedule Day 2	<i>Programme des Compétitions Jour 2</i>	Schedule / Programme	<b>9</b>
College of Commissaires	<i>Collège des Commissaires</i>	Competition Schedule Day 3	<i>Programme des Compétitions Jour 3</i>	Schedule / Programme	<b>10</b>
College of Commissaires	<i>Collège des Commissaires</i>	Decisions Day 1	<i>Décisions Jour 1</i>	Information	<b>11</b>
College of Commissaires	<i>Collège des Commissaires</i>	Decisions Day 2	<i>Décisions Jour 2</i>	Information	<b>12</b>
College of Commissaires	<i>Collège des Commissaires</i>	Decisions Day 3	<i>Décisions Jour 3</i>	Information	<b>13</b>
Day 1	<i>Jour 1</i>	Medallists by Event	<i>Médailles par Epreuve</i>	Standing / Classement	<b>168</b>
Day 1	<i>Jour 1</i>	Medal Standings	<i>Classement des Médailles</i>	Standing / Classement	<b>169</b>
Day 2	<i>Jour 2</i>	Medallists by Event	<i>Médailles par Epreuve</i>	Standing / Classement	<b>170</b>
Day 2	<i>Jour 2</i>	Medal Standings	<i>Classement des Médailles</i>	Standing / Classement	<b>171</b>
Day 3	<i>Jour 3</i>	Medallists by Event	<i>Médailles par Epreuve</i>	Standing / Classement	<b>172</b>
Day 3	<i>Jour 3</i>	Medal Standings	<i>Classement des Médailles</i>	Standing / Classement	<b>173</b>
Final	<i>Final</i>	Team World Cup Standings	<i>Classements Coupe du Monde des équipes</i>	Standing / Classement	<b>174</b>
Final	<i>Final</i>	Number of Entries by Team	<i>Nombre d'Inscrits par Equipes</i>	Standing / Classement	<b>175</b>
College of Commissaires	<i>Collège des Commissaires</i>	Index	<i>Table des matières</i>	Information	<b>176</b>
<b>MEN / HOMMES</b>					
<b>M - TEAM SPRINT / H - VITESSE PAR EQUIPES</b>					
Team Sprint	<i>Vitesse par équipes</i>	Qualifying	<i>Qualifications</i>	Start List / Liste de départ	<b>14</b>
Team Sprint	<i>Vitesse par équipes</i>	Qualifying	<i>Qualifications</i>	Results / Résultats	<b>15</b>
Team Sprint	<i>Vitesse par équipes</i>	1/2 Final	<i>1/2 Finale</i>	Start List / Liste de départ	<b>16</b>
Team Sprint	<i>Vitesse par équipes</i>	1/2 Final	<i>1/2 Finale</i>	Results / Résultats	<b>17</b>
Team Sprint	<i>Vitesse par équipes</i>	Finals 3-4 & 1-2	<i>Finales 3-4 &amp; 1-2</i>	Start List / Liste de départ	<b>18</b>
Team Sprint	<i>Vitesse par équipes</i>	Finals 3-4 & 1-2	<i>Finales 3-4 &amp; 1-2</i>	Results / Résultats	<b>19</b>
Team Sprint	<i>Vitesse par équipes</i>	World Cup Standings	<i>Classement Coupe du Monde</i>	Standing / Classement	<b>20</b>
<b>M - SPRINT / H - VITESSE</b>					
Sprint 200m t.t.	<i>Vitesse 200m c.l.m.</i>	Qualifying	<i>Qualifications</i>	Start List / Liste de départ	<b>21</b>
Sprint 200m t.t.	<i>Vitesse 200m c.l.m.</i>	Qualifying	<i>Qualifications</i>	Results / Résultats	<b>22</b>
Sprint	<i>Vitesse</i>	1/16 Final	<i>1/16 Finale</i>	Start List / Liste de départ	<b>23</b>
Sprint	<i>Vitesse</i>	1/16 Final	<i>1/16 Finale</i>	Results / Résultats	<b>24</b>
Sprint	<i>Vitesse</i>	1/8 Final	<i>1/8 Finale</i>	Start List / Liste de départ	<b>25</b>
Sprint	<i>Vitesse</i>	1/8 Final	<i>1/8 Finale</i>	Results / Résultats	<b>26</b>
Sprint	<i>Vitesse</i>	1/4 Final	<i>1/4 Finale</i>	Start List / Liste de départ	<b>27</b>
Sprint	<i>Vitesse</i>	1/4 Final	<i>1/4 Finale</i>	Results / Résultats	<b>28</b>
Sprint	<i>Vitesse</i>	1/2 Final	<i>1/2 Finale</i>	Start List / Liste de départ	<b>29</b>
Sprint	<i>Vitesse</i>	1/2 Final	<i>1/2 Finale</i>	Results / Résultats	<b>30</b>
Sprint	<i>Vitesse</i>	Finals 3-4 & 1-2	<i>Finales 3-4 &amp; 1-2</i>	Start List / Liste de départ	<b>31</b>
Sprint	<i>Vitesse</i>	Finals 3-4 & 1-2	<i>Finales 3-4 &amp; 1-2</i>	Results / Résultats	<b>32</b>
Sprint	<i>Vitesse</i>	Summary	<i>Résumé</i>	Results / Résultats	<b>33</b>
Sprint	<i>Vitesse</i>	World Cup Standings	<i>Classement Coupe du Monde</i>	Standing / Classement	<b>34</b>
<b>M - KEIRIN / H - KEIRIN</b>					
Keirin	<i>Keirin</i>	1st round	<i>1er tour de compétition</i>	Start List / Liste de départ	<b>35</b>
Keirin	<i>Keirin</i>	1st round	<i>1er tour de compétition</i>	Results / Résultats	<b>36</b>
Keirin	<i>Keirin</i>	Repechages	<i>Repêchages</i>	Start List / Liste de départ	<b>37</b>
Keirin	<i>Keirin</i>	Repechages	<i>Repêchages</i>	Results / Résultats	<b>38</b>
Keirin	<i>Keirin</i>	2nd round	<i>2e tour de compétition</i>	Start List / Liste de départ	<b>39</b>

## INDEX OF COMMUNIQUES BY EVENT

Keirin	<i>Keirin</i>	2nd round	<i>2e tour de compétition</i>	Results / Résultats	<b>40</b>
Keirin	<i>Keirin</i>	Finals places 7-12 & 1-6	<i>Finales places 7-12 &amp; 1-6</i>	Start List / Liste de départ	<b>41</b>
Keirin	<i>Keirin</i>	Finals places 7-12 & 1-6	<i>Finales places 7-12 &amp; 1-6</i>	Results / Résultats	<b>42</b>
Keirin	<i>Keirin</i>	World Cup Standings	<i>Classement Coupe du Monde</i>	Standing / Classement	<b>43</b>
<b>M - TEAM PURSUIT / H - POURSUITE PAR EQUIPES</b>					
Team pursuit	<i>Poursuite par équipes</i>	Qualifying	<i>Qualifications</i>	Start List / Liste de départ	<b>44</b>
Team pursuit	<i>Poursuite par équipes</i>	Qualifying	<i>Qualifications</i>	Results / Résultats	<b>45</b>
Team pursuit	<i>Poursuite par équipes</i>	1/2 Final	<i>1/2 Finale</i>	Start List / Liste de départ	<b>46</b>
Team pursuit	<i>Poursuite par équipes</i>	1/2 Final	<i>1/2 Finale</i>	Results / Résultats	<b>47</b>
Team pursuit	<i>Poursuite par équipes</i>	Finals	<i>Finales</i>	Start List / Liste de départ	<b>48</b>
Team pursuit	<i>Poursuite par équipes</i>	Finals	<i>Finales</i>	Results / Résultats	<b>49</b>
Team pursuit	<i>Poursuite par équipes</i>	World Cup Standings	<i>Classement Coupe du Monde</i>	Standing / Classement	<b>50</b>
<b>M - OMNIUM / H - OMNIUM</b>					
Omnium I	<i>Omnium I</i>	Scratch 10 km	<i>Scratch 10 km</i>	Start List / Liste de départ	<b>51</b>
Omnium I	<i>Omnium I</i>	Scratch 10 km	<i>Scratch 10 km</i>	Results / Résultats	<b>52</b>
Omnium	<i>Omnium</i>	Gen. Class. after event 1	<i>Class. Gén. après épreuve 1</i>	Results / Résultats	<b>53</b>
Omnium II	<i>Omnium II</i>	Tempo Race 10 km	<i>Course Tempo 10 km</i>	Start List / Liste de départ	<b>54</b>
Omnium II	<i>Omnium II</i>	Tempo Race 10 km	<i>Course Tempo 10 km</i>	Results / Résultats	<b>55</b>
Omnium	<i>Omnium</i>	Gen. Class. after event 2	<i>Class. Gén. après épreuve 2</i>	Results / Résultats	<b>56</b>
Omnium III	<i>Omnium III</i>	Elimination	<i>Elimination</i>	Start List / Liste de départ	<b>57</b>
Omnium III	<i>Omnium III</i>	Elimination	<i>Elimination</i>	Results / Résultats	<b>58</b>
Omnium	<i>Omnium</i>	Gen. Class. after event 3	<i>Class. Gén. après épreuve 3</i>	Results / Résultats	<b>59</b>
Omnium IV	<i>Omnium IV</i>	Points Race 25 km	<i>Course aux Points 25 km</i>	Start List / Liste de départ	<b>60</b>
Omnium IV	<i>Omnium IV</i>	Points Race 25 km	<i>Course aux Points 25 km</i>	Results / Résultats	<b>61</b>
Omnium	<i>Omnium</i>	Final Classification	<i>Classement final</i>	Results / Résultats	<b>62</b>
Omnium	<i>Omnium</i>	World Cup Standings	<i>Classement Coupe du Monde</i>	Standing / Classement	<b>63</b>
<b>M - MADISON / H - MADISON</b>					
Madison 30 km	<i>Madison 30 km</i>	Final	<i>Finale</i>	Start List / Liste de départ	<b>64</b>
Madison 30 km	<i>Madison 30 km</i>	Final	<i>Finale</i>	Results / Résultats	<b>65</b>
Madison	<i>Madison</i>	World Cup Standings	<i>Classement Coupe du Monde</i>	Standing / Classement	<b>66</b>
<b>M - SCRATCH / H - SCRATCH</b>					
Scratch 7.5 km	<i>Scratch 7.5 km</i>	Qualifying Heat 1	<i>Qualifications Manche 1</i>	Start List / Liste de départ	<b>74</b>
Scratch 7.5 km	<i>Scratch 7.5 km</i>	Qualifying Heat 1	<i>Qualifications Manche 1</i>	Results / Résultats	<b>75</b>
Scratch 7.5 km	<i>Scratch 7.5 km</i>	Qualifying Heat 2	<i>Qualifications Manche 2</i>	Start List / Liste de départ	<b>76</b>
Scratch 7.5 km	<i>Scratch 7.5 km</i>	Qualifying Heat 2	<i>Qualifications Manche 2</i>	Results / Résultats	<b>77</b>
Scratch 15 km	<i>Scratch 15 km</i>	Final	<i>Finale</i>	Start List / Liste de départ	<b>78</b>
Scratch 15 km	<i>Scratch 15 km</i>	Final	<i>Finale</i>	Results / Résultats	<b>79</b>
Scratch	<i>Scratch</i>	World Cup Standings	<i>Classement Coupe du Monde</i>	Standing / Classement	<b>80</b>

## INDEX OF COMMUNIQUES BY EVENT

WOMEN / FEMMES					
<b>W - TEAM SPRINT / F - VITESSE PAR EQUIPES</b>					
Team Sprint	<i>Vitesse par équipes</i>	Qualifying	<i>Qualifications</i>	Start List / <i>Liste de départ</i>	<b>91</b>
Team Sprint	<i>Vitesse par équipes</i>	Qualifying	<i>Qualifications</i>	Results / <i>Résultats</i>	<b>92</b>
Team Sprint	<i>Vitesse par équipes</i>	1/2 Final	<i>1/2 Finale</i>	Start List / <i>Liste de départ</i>	<b>93</b>
Team Sprint	<i>Vitesse par équipes</i>	1/2 Final	<i>1/2 Finale</i>	Results / <i>Résultats</i>	<b>94</b>
Team Sprint	<i>Vitesse par équipes</i>	Finals 3-4 & 1-2	<i>Finales 3-4 &amp; 1-2</i>	Start List / <i>Liste de départ</i>	<b>95</b>
Team Sprint	<i>Vitesse par équipes</i>	Finals 3-4 & 1-2	<i>Finales 3-4 &amp; 1-2</i>	Results / <i>Résultats</i>	<b>96</b>
Team Sprint	<i>Vitesse par équipes</i>	World Cup Standings	<i>Classement Coupe du Monde</i>	Standing / <i>Classement</i>	<b>97</b>
<b>W - SPRINT / F - VITESSE</b>					
Sprint 200m t.t.	<i>Vitesse 200m c.l.m.</i>	Qualifying	<i>Qualifications</i>	Start List / <i>Liste de départ</i>	<b>98</b>
Sprint 200m t.t.	<i>Vitesse 200m c.l.m.</i>	Qualifying	<i>Qualifications</i>	Results / <i>Résultats</i>	<b>99</b>
Sprint	<i>Vitesse</i>	1/16 Final	<i>1/16 Finale</i>	Start List / <i>Liste de départ</i>	<b>100</b>
Sprint	<i>Vitesse</i>	1/16 Final	<i>1/16 Finale</i>	Results / <i>Résultats</i>	<b>101</b>
Sprint	<i>Vitesse</i>	1/8 Final	<i>1/8 Finale</i>	Start List / <i>Liste de départ</i>	<b>102</b>
Sprint	<i>Vitesse</i>	1/8 Final	<i>1/8 Finale</i>	Results / <i>Résultats</i>	<b>103</b>
Sprint	<i>Vitesse</i>	1/4 Final	<i>1/4 Finale</i>	Start List / <i>Liste de départ</i>	<b>104</b>
Sprint	<i>Vitesse</i>	1/4 Final	<i>1/4 Finale</i>	Results / <i>Résultats</i>	<b>105</b>
Sprint	<i>Vitesse</i>	1/2 Final	<i>1/2 Finale</i>	Start List / <i>Liste de départ</i>	<b>106</b>
Sprint	<i>Vitesse</i>	1/2 Final	<i>1/2 Finale</i>	Results / <i>Résultats</i>	<b>107</b>
Sprint	<i>Vitesse</i>	Finals 3-4 & 1-2	<i>Finales 3-4 &amp; 1-2</i>	Start List / <i>Liste de départ</i>	<b>108</b>
Sprint	<i>Vitesse</i>	Finals 3-4 & 1-2	<i>Finales 3-4 &amp; 1-2</i>	Results / <i>Résultats</i>	<b>109</b>
Sprint	<i>Vitesse</i>	Summary	<i>Résumé</i>	Results / <i>Résultats</i>	<b>110</b>
Sprint	<i>Vitesse</i>	World Cup Standings	<i>Classement Coupe du Monde</i>	Results / <i>Résultats</i>	<b>111</b>
<b>W - KEIRIN / F - KEIRIN</b>					
Keirin	<i>Keirin</i>	1st round	<i>1er tour de compétition</i>	Start List / <i>Liste de départ</i>	<b>112</b>
Keirin	<i>Keirin</i>	1st round	<i>1er tour de compétition</i>	Results / <i>Résultats</i>	<b>113</b>
Keirin	<i>Keirin</i>	Repechages	<i>Repêchages</i>	Start List / <i>Liste de départ</i>	<b>114</b>
Keirin	<i>Keirin</i>	Repechages	<i>Repêchages</i>	Results / <i>Résultats</i>	<b>115</b>
Keirin	<i>Keirin</i>	2nd round	<i>2e tour de compétition</i>	Start List / <i>Liste de départ</i>	<b>116</b>
Keirin	<i>Keirin</i>	2nd round	<i>2e tour de compétition</i>	Results / <i>Résultats</i>	<b>117</b>
Keirin	<i>Keirin</i>	Finals places 7-12 & 1-6	<i>Finales places 7-12 &amp; 1-6</i>	Start List / <i>Liste de départ</i>	<b>118</b>
Keirin	<i>Keirin</i>	Finals places 7-12 & 1-6	<i>Finales places 7-12 &amp; 1-6</i>	Results / <i>Résultats</i>	<b>119</b>
Keirin	<i>Keirin</i>	World Cup Standings	<i>Classement Coupe du Monde</i>	Standing / <i>Classement</i>	<b>120</b>
<b>W - TEAM PURSUIT / F - POURSUITE PAR EQUIPES</b>					
Team pursuit	<i>Poursuite par équipes</i>	Qualifying	<i>Qualifications</i>	Start List / <i>Liste de départ</i>	<b>121</b>
Team pursuit	<i>Poursuite par équipes</i>	Qualifying	<i>Qualifications</i>	Results / <i>Résultats</i>	<b>122</b>
Team pursuit	<i>Poursuite par équipes</i>	1/2 Final	<i>1/2 Finale</i>	Start List / <i>Liste de départ</i>	<b>123</b>
Team pursuit	<i>Poursuite par équipes</i>	1/2 Final	<i>1/2 Finale</i>	Results / <i>Résultats</i>	<b>124</b>
Team pursuit	<i>Poursuite par équipes</i>	Finals	<i>Finales</i>	Start List / <i>Liste de départ</i>	<b>125</b>
Team pursuit	<i>Poursuite par équipes</i>	Finals	<i>Finales</i>	Results / <i>Résultats</i>	<b>126</b>
Team pursuit	<i>Poursuite par équipes</i>	World Cup Standings	<i>Classement Coupe du Monde</i>	Standing / <i>Classement</i>	<b>127</b>
<b>W - OMNIUM / F - OMNIUM</b>					
Omnium I	<i>Omnium I</i>	Scratch 7.5 km	<i>Scratch 7.5 km</i>	Start List / <i>Liste de départ</i>	<b>128</b>
Omnium I	<i>Omnium I</i>	Scratch 7.5 km	<i>Scratch 7.5 km</i>	Results / <i>Résultats</i>	<b>129</b>
Omnium	<i>Omnium</i>	Gen. Class. after event 1	<i>Class. Gén. après épreuve 1</i>	Results / <i>Résultats</i>	<b>130</b>
Omnium II	<i>Omnium II</i>	Tempo Race 7.5 km	<i>Course Tempo 7.5 km</i>	Start List / <i>Liste de départ</i>	<b>131</b>
Omnium II	<i>Omnium II</i>	Tempo Race 7.5 km	<i>Course Tempo 7.5 km</i>	Results / <i>Résultats</i>	<b>132</b>
Omnium	<i>Omnium</i>	Gen. Class. after event 2	<i>Class. Gén. après épreuve 2</i>	Results / <i>Résultats</i>	<b>133</b>
Omnium III	<i>Omnium III</i>	Elimination	<i>Elimination</i>	Start List / <i>Liste de départ</i>	<b>134</b>
Omnium III	<i>Omnium III</i>	Elimination	<i>Elimination</i>	Results / <i>Résultats</i>	<b>135</b>
Omnium	<i>Omnium</i>	Gen. Class. after event 3	<i>Class. Gén. après épreuve 3</i>	Results / <i>Résultats</i>	<b>136</b>
Omnium IV	<i>Omnium IV</i>	Points Race 20 km	<i>Course aux Points 20 km</i>	Start List / <i>Liste de départ</i>	<b>137</b>
Omnium IV	<i>Omnium IV</i>	Points Race 20 km	<i>Course aux Points 20 km</i>	Results / <i>Résultats</i>	<b>138</b>
Omnium	<i>Omnium</i>	Final Classification	<i>Classement final</i>	Results / <i>Résultats</i>	<b>139</b>
Omnium	<i>Omnium</i>	World Cup Standings	<i>Classement Coupe du Monde</i>	Start List / <i>Liste de départ</i>	<b>140</b>
<b>W - MADISON / F - MADISON</b>					

## INDEX OF COMMUNIQUES BY EVENT

Madison 20 km	<i>Madison 20 km</i>	Final	<i>Finale</i>	Start List / <i>Liste de départ</i>	<b>141</b>
Madison 20 km	<i>Madison 20 km</i>	Final	<i>Finale</i>	Results / <i>Résultats</i>	<b>142</b>
Madison	<i>Madison</i>	World Cup Standings	<i>Classement Coupe du Monde</i>	Standing / <i>Classement</i>	<b>143</b>
<b>W - SCRATCH / F - SCRATCH</b>					
Scratch 5 km	<i>Scratch 5 km</i>	Qualifying Heat 1	<i>Qualifications Manche 1</i>	Start List / <i>Liste de départ</i>	<b>151</b>
Scratch 5 km	<i>Scratch 5 km</i>	Qualifying Heat 1	<i>Qualifications Manche 1</i>	Results / <i>Résultats</i>	<b>152</b>
Scratch 5 km	<i>Scratch 5 km</i>	Qualifying Heat 2	<i>Qualifications Manche 2</i>	Start List / <i>Liste de départ</i>	<b>153</b>
Scratch 5 km	<i>Scratch 5 km</i>	Qualifying Heat 2	<i>Qualifications Manche 2</i>	Results / <i>Résultats</i>	<b>154</b>
Scratch 10 km	<i>Scratch 10 km</i>	Final	<i>Finale</i>	Start List / <i>Liste de départ</i>	<b>155</b>
Scratch 10 km	<i>Scratch 10 km</i>	Final	<i>Finale</i>	Results / <i>Résultats</i>	<b>156</b>
Scratch	<i>Scratch</i>	World Cup Standings	<i>Classement Coupe du Monde</i>	Standing / <i>Classement</i>	<b>157</b>

**Men's Team Sprint / Vitesse par équipe hommes**
**World Cup Standings / Classement coupe du monde**

As of FRI 25 JAN 2019

<b>Event No 1</b>	Saint-Quentin-en-Yvelines (FRA)	19-21 OCT 2018
<b>Event No 2</b>	Milton (CAN)	26-28 OCT 2018
<b>Event No 3</b>	Berlin (GER)	30 NOV-2 DEC 2018
<b>Event No 4</b>	London (GBR)	14-16 DEC 2018
<b>Event No 5</b>	Cambridge (NZL)	18-20 JAN 2019
<b>Event No 6</b>	Hong-Kong (HKG)	25-27 JAN 2019

Rank	Name	Team Code	Event No 1	Event No 2	Event No 3	Event No 4	Event No 5	Event No 6	Total Points
1	NETHERLANDS	NED	750.0	750.0	750.0	750.0			3000.0
2	POLAND	POL	487.5	450.0	412.5	562.5	450.0	600.0	2962.5
3	FRANCE	FRA	675.0	487.5	525.0	525.0	600.0		2812.5
4	CZECH REPUBLIC	CZE	412.5	412.5	450.0	262.5	525.0	487.5	2550.0
5	GREAT BRITAIN	GBR	562.5	600.0	675.0	675.0			2512.5
6	AUSTRALIA	AUS	525.0	525.0			675.0	750.0	2475.0
7	GERMANY	GER	450.0	375.0	600.0	600.0		337.5	2362.5
8	RUSSIAN FEDERATION	RUS	600.0	285.0	307.5	337.5	337.5	450.0	2317.5
9	NEW ZEALAND	NZL	285.0	562.5			750.0	525.0	2122.5
10	PEOPLE'S REPUBLIC OF CHINA	CHN			487.5	487.5	562.5	375.0	1912.5
11	SPAIN	ESP	307.5	337.5	285.0	412.5	307.5	217.5	1867.5
12	JAPAN	JPN			375.0		487.5	675.0	1537.5
13	TRINIDAD AND TOBAGO	TTO			337.5	450.0		562.5	1350.0
14	BEAT CYCLING CLUB	BCC		675.0	562.5				1237.5
15	MALAYSIA	MAS	217.5	262.5	262.5	375.0			1117.5
16	BELARUS	BLR	375.0			307.5		412.5	1095.0
17	KAZAKHSTAN	KAZ	240.0		217.5		285.0	285.0	1027.5
18	LOOK CYCLE CHINA PROTEAM	LCT					412.5	307.5	720.0
19	COLOMBIA	COL	262.5	307.5					570.0
20	HOLY BROTHER CYCLING TEAM	HBT					262.5	240.0	502.5
21	TEAM VANTAGE NEW ZEALAND TRACK TRA.	VNZ					375.0		375.0
22	GAZPROM-RUSVELO	RVL	337.5						337.5
23	VENEZUELA	VEN				285.0			285.0
24	MARATHON-TULA CYCLING TEAM	MCT						262.5	262.5
25	TRACK-TEAM BRANDENBURG	TTB			240.0				240.0
26	MEXICO	MEX		240.0					240.0



**Men's Team Sprint / Vitesse par équipe hommes**  
**Finals / Finales**  
**Results and Final Classification / Résultats et classement final**  
 Fri 25 Jan 2019 - Race distance: 3 laps

<b>World Record</b>	41.871 GER - Germany	Aguascalientes (MEX)	5 DEC 2013
---------------------	----------------------	----------------------	------------

Rank	Team / Name	Lap 1	Lap 2 Lap 1-2	Time Lap 2-3	Average Speed km/h
------	-------------	-------	------------------	-----------------	--------------------------

**Final For Gold**

<b>GOLD</b>	<b>1 AUS - Australia</b>	17.513	30.648	<b>43.815</b>	61.623
	87 RICHARDSON Matthew		13.135	13.167	
	82 CLARKE Thomas				
	81 BRISTER James				

<b>SILVER</b>	<b>2 JPN - Japan</b>	17.660	30.841	<b>44.148</b>	61.158
	202 AMAGAI Kazuki		13.181	13.307	
	207 NITTA Yudai				
	204 FUKAYA Tomohiro				

**Final For Bronze**

<b>BRONZE</b>	<b>3 POL - Poland</b>	17.807	30.853	<b>44.202</b>	61.083
	274 MILEK Mateusz		13.046	13.349	
	271 BIELECKI Maciej				
	275 RAJKOWSKI Patryk				
	<b>4 TTO - Trinidad and Tobago</b>	17.218	30.777	<b>44.326</b>	60.912
	306 PHILLIP Njisane		13.559	13.549	
	303 BRAMBLE Keron				
	305 PAUL Nicholas				

**Eliminated after First round**

- 5 NZL - New Zealand**
  - 263 KNIPE Bradly
  - 264 WILLIAMS Zac
  - 262 CASTLE Jordan
- 6 CZE - Czech Republic**
  - 133 KELEMEN Pavel
  - 132 BABEK Tomas
  - 134 WAGNER Robin
- 7 RUS - Russian Federation**
  - 291 SHARAPOV Alexander
  - 293 YAKUSHEVSKIY Pavel
  - 286 DUBCHENKO Aleksandr
- 8 BLR - Belarus**
  - 105 VERAMCHUK Yauhen
  - 106 ZAITSAU Artsiom
  - 103 NOVIK Uladzislau

**Did not qualify for First round**

- 9 CHN - China**
  - 118 GUO Shuai
  - 124 ZHOU Yu
  - 122 ZHANG Miao
- 10 GER - Germany**
  - 162 SCHROTER Nik
  - 158 HINZE Carl
  - 159 JURCZYK Marc

**Men's Team Sprint / Vitesse par équipe hommes**  
**Finals / Finales**  
**Results and Final Classification / Résultats et classement final**  
 Fri 25 Jan 2019 - Race distance: 3 laps

Rank	Team / Name	Lap 1	Lap 2 Lap 1-2	Time Lap 2-3	Average Speed km/h
<b>11</b>	<b>LCT - Look Cycle China Proteam</b>				
	237 ZHAN Zewei				
	235 LUO Yongjia				
	236 WANG Tianqi				
<b>12</b>	<b>KAZ - Kazakhstan</b>				
	216 NALYOTOV Maxim				
	217 PONOMARYOV Sergey				
	219 VORZHEV Pavel				
<b>13</b>	<b>MCT - Marathon-Tula Cycling Team</b>				
	250 KOMKOV Daniil				
	252 NOSOV Aleksei				
	253 ROSTOV Pavel				
<b>14</b>	<b>HBT - Holy Brother Cycling Team</b>				
	171 ZHANG Cheng				
	172 ZONG Gaoyang				
	170 LIU Qi				
<b>15</b>	<b>ESP - Spain</b>				<b>REL</b>
	138 MARTINEZ CHORRO Alejandro				
	141 PERALTA GASCON Juan				
	139 MORENO SANCHEZ Jose				
	<b>FRA - France</b>				<b>DSQ</b>
	145 CALEYRON Quentin				
	148 HELAL Rayan				
	149 LANDERNEAU Melvin				

**No 14 POLAND (POL)**

Fine 100 CHF for failure to obey commissaires instructions

Amende 100 CHF pour avoir ignoré les instructions des commissaires

Communiqué approved by the Secretary of the Commissaires Panel:

**Note:**

Riders are presented in their starting order

**LEGEND**
**DSQ** Disqualified                      **REL** Relegated

25-27 January 2019

**Men's Team Sprint / Vitesse par équipe hommes**  
**Finals / Finales**  
**Race Analysis / Analyse de course**

**GOLD**

AUS - Australia				JPN - Japan			
Distance	Time	Rank	Lap Time	Distance	Time	Rank	Lap Time
125m	10.820	2		125m	10.816	1	
250m	17.513	1	17.513	250m	17.660	2	17.660
375m	24.141	1		375m	24.341	2	
500m	30.648	1	13.135	500m	30.841	2	13.181
625m	37.076	1		625m	37.398	2	
750m	43.815	1	13.167	750m	44.148	2	13.307

**BRONZE**

POL - Poland				TTO - Trinidad and Tobago			
Distance	Time	Rank	Lap Time	Distance	Time	Rank	Lap Time
125m	10.876	2		125m	10.698	1	
250m	17.807	2	17.807	250m	17.218	1	17.218
375m	24.281	2		375m	23.947	1	
500m	30.853	2	13.046	500m	30.777	1	13.559
625m	37.421	1		625m	37.516	2	
750m	44.202	3	13.349	750m	44.326	4	13.549

Communiqué approved by the Secretary of the Commissaires Panel:

**Men's Team Sprint / Vitesse par équipe hommes**  
**Finals / Finales**  
**Start List / Liste de départ**  
 Fri 25 Jan 2019 - Race distance: 3 laps

<b>World Record</b>	41.871 GER - Germany	Aguascalientes (MEX)	5 DEC 2013
---------------------	----------------------	----------------------	------------

Heat	Race Number	Team / Name	Time
FOR BRONZE		<b>POL - Poland</b>	_____
	274	MILEK Mateusz	
	271	BIELECKI Maciej	
	275	RAJKOWSKI Patryk	
		<b>TTO - Trinidad and Tobago</b>	_____
	306	PHILLIP Njisane	
	305	PAUL Nicholas	
	303	BRAMBLE Keron	
FOR GOLD		<b>AUS - Australia</b>	_____
	87	RICHARDSON Matthew	
	82	CLARKE Thomas	
	81	BRISTER James	
		<b>JPN - Japan</b>	_____
	202	AMAGAI Kazuki	
	207	NITTA Yudai	
	204	FUKAYA Tomohiro	

Communiqué approved by the Secretary of the Commissaires Panel:

.....

**Note:**  
 The composition of the teams may be subject to change up to 30 minutes before the start of the race. Sorted in the order given by the team.

25-27 January 2019

Communiqué no. 17 Rectificatif 1

**Men's Team Sprint / Vitesse par équipe hommes**  
**First Round / Premier tour**  
**Results / Résultats**

Fri 25 Jan 2019 - Race distance: 3 laps

<b>World Record</b>	41.871 GER - Germany	Aguascalientes (MEX)	5 DEC 2013
---------------------	----------------------	----------------------	------------

Heat	Rank	Team / Name	Lap 1	Lap 2 Lap 1-2	Time Lap 2-3	Average Speed km/h	
1	<b>1</b>	<b>POL - Poland</b>	17.779	30.677	<b>44.138</b>	61.172	QB
		274 MILEK Mateusz		12.898	13.461		
		271 BIELECKI Maciej					
		275 RAJKOWSKI Patryk					
	<b>2</b>	<b>CZE - Czech Republic</b>	17.920	30.852	<b>44.419</b>	60.785	
		133 KELEMEN Pavel		12.932	13.567		
2	<b>1</b>	<b>TTO - Trinidad and Tobago</b>	17.220	30.333	<b>44.273</b>	60.985	QB
		306 PHILLIP Njisane		13.113	13.940		
		305 PAUL Nicholas					
		304 BROWNE Kwesi					
	<b>2</b>	<b>RUS - Russian Federation</b>	17.790	30.603	<b>44.589</b>	60.553	
		291 SHARAPOV Alexander		12.813	13.986		
3	<b>1</b>	<b>JPN - Japan</b>	17.733	30.653	<b>44.054</b>	61.288	QG
		202 AMAGAI Kazuki		12.920	13.401		
		207 NITTA Yudai					
		204 FUKAYA Tomohiro					
	<b>2</b>	<b>NZL - New Zealand</b>	17.981	30.906	<b>44.343</b>	60.889	
		263 KNIPE Bradly		12.925	13.437		
4	<b>1</b>	<b>AUS - Australia</b>	17.512	30.571	<b>43.774</b>	61.680	QG
		87 RICHARDSON Matthew		13.059	13.203		
		82 CLARKE Thomas					
		81 BRISTER James					
	<b>2</b>	<b>BLR - Belarus</b>			<b>REL</b>		
		105 VERAMCHUK Yauhen					
	106 ZAITSAU Artsiom						
	103 NOVIK Uladzislau						

**Qualification Rule:**

The fastest two winning teams race for the gold and silver medals, and the other two winning teams race for the bronze medal. Losers are classified from 5th to 8th place by their times in the First Round.

25-27 January 2019

Communiqué no. 17 Rectificatif 1

**Men's Team Sprint / Vitesse par équipe hommes**  
**First Round / Premier tour**  
**Results / Résultats**

Fri 25 Jan 2019 - Race distance: 3 laps

Heat	Rank	Team / Name	Lap 1	Lap 2 Lap 1-2	Time Lap 2-3	Average Speed km/h
------	------	-------------	-------	------------------	-----------------	--------------------------

**No 13 RUSSIAN FEDERATION (RUS)**

Fine 100 CHF for failure to obey commissaires instructions  
 Amende 100 CHF pour avoir ignoré les instructions des commissaires

**No 2 JAPAN (JPN)**

Fine 100 CHF for failure to obey commissaires instructions  
 Amende 100 CHF pour avoir ignoré les instructions des commissaires

**No 11 NEW ZEALAND (NZL)**

Fine 100 CHF for failure to obey commissaires instructions  
 Amende 100 CHF pour avoir ignoré les instructions des commissaires

**No 3 BELARUS (BLR)**

Relegated by Art. 3.2.153 due to incorrect relay

Communiqué approved by the Secretary of the Commissaires Panel:

LEGEND			
<b>QB</b>	Qualified for Bronze	<b>QG</b>	Qualified for Gold
		<b>REL</b>	Relegated



25-27 January 2019

**Men's Team Sprint / Vitesse par équipe hommes**  
**First Round / Premier tour**  
**Race Analysis / Analyse de course**

**Heat 1**

POL - Poland				CZE - Czech Republic			
Distance	Time	Rank	Lap Time	Distance	Time	Rank	Lap Time
125m	10.870	1		125m	11.005	2	
250m	17.779	1	17.779	250m	17.920	2	17.920
375m	24.153	1		375m	24.325	2	
500m	30.677	1	12.898	500m	30.852	2	12.932
625m	37.291	1		625m	37.495	2	
750m	44.138	1	13.461	750m	44.419	2	13.567

**Heat 2**

RUS - Russian Federation				TTO - Trinidad and Tobago			
Distance	Time	Rank	Lap Time	Distance	Time	Rank	Lap Time
125m	10.925	2		125m	10.674	1	
250m	17.790	2	17.790	250m	17.220	1	17.220
375m	24.122	2		375m	23.816	1	
500m	30.603	2	12.813	500m	30.333	1	13.113
625m	37.477	2		625m	37.076	1	
750m	44.589	2	13.986	750m	44.273	1	13.940

**Heat 3**

JPN - Japan				NZL - New Zealand			
Distance	Time	Rank	Lap Time	Distance	Time	Rank	Lap Time
125m	10.892	1		125m	11.095	2	
250m	17.733	1	17.733	250m	17.981	2	17.981
375m	24.140	1		375m	24.422	2	
500m	30.653	1	12.920	500m	30.906	2	12.925
625m	37.201	1		625m	37.483	2	
750m	44.054	1	13.401	750m	44.343	2	13.437

**Heat 4**

AUS - Australia				BLR - Belarus			
Distance	Time	Rank	Lap Time	Distance	Time	Rank	Lap Time
125m	10.754	1		125m	10.878	2	
250m	17.512	1	17.512	250m	17.847	2	17.847
375m	24.066	1		375m	24.311	2	
500m	30.571	1	13.059	500m	30.935	2	13.088
625m	37.068	1		625m	37.593	2	
750m	43.774	1	13.203	750m	REL	2	13.662

Communiqué approved by the Secretary of the Commissaires Panel:

**LEGEND**  
 REL Relegated

**Men's Team Sprint / Vitesse par équipe hommes**  
**First Round / Premier tour**  
**Start List / Liste de départ**  
 Fri 25 Jan 2019 - Race distance: 3 laps

<b>World Record</b>	41.871 GER - Germany	Aguascalientes (MEX)	5 DEC 2013
---------------------	----------------------	----------------------	------------

Heat	Race Number	Team / Name	Time
1		<b>POL - Poland</b>	_____
	274	MILEK Mateusz	
	271	BIELECKI Maciej	
	275	RAJKOWSKI Patryk	
		<b>CZE - Czech Republic</b>	_____
	133	KELEMEN Pavel	
	132	BABEK Tomas	
	134	WAGNER Robin	
2		<b>RUS - Russian Federation</b>	_____
	291	SHARAPOV Alexander	
	293	YAKUSHEVSKIY Pavel	
	286	DUBCHENKO Aleksandr	
		<b>TTO - Trinidad and Tobago</b>	_____
	306	PHILLIP Njisane	
	305	PAUL Nicholas	
	304	BROWNE Kwesi	
3		<b>JPN - Japan</b>	_____
	202	AMAGAI Kazuki	
	207	NITTA Yudai	
	204	FUKAYA Tomohiro	
		<b>NZL - New Zealand</b>	_____
	263	KNIFE Bradly	
	264	WILLIAMS Zac	
	262	CASTLE Jordan	
4		<b>AUS - Australia</b>	_____
	87	RICHARDSON Matthew	
	82	CLARKE Thomas	
	81	BRISTER James	
		<b>BLR - Belarus</b>	_____
	105	VERAMCHUK Yauhen	
	106	ZAITSAU Artsiom	
	103	NOVIK Uladzislau	

**Men's Team Sprint / Vitesse par équipe hommes**  
**First Round / Premier tour**  
**Start List / Liste de départ**  
 Fri 25 Jan 2019 - Race distance: 3 laps

Heat	Race Number	Team / Name	Time
------	-------------	-------------	------

**Qualification Rule:**

The fastest two winning teams race for the gold and silver medals, and the other two winning teams race for the bronze medal. Losers are classified from 5th to 8th place by their times in the First Round.

Communiqué approved by the Secretary of the Commissaires Panel:

.....

**Note:**  
 The composition of the teams may be subject to change up to 30 minutes before the start of the race. Sorted in the order given by the team.

## Men's Team Sprint / Vitesse par équipe hommes

### Qualifying / Qualifications

### Results / Résultats

Fri 25 Jan 2019 - Race distance: 3 laps

<b>World Record</b>	41.871 GER - Germany	Aguascalientes (MEX)	5 DEC 2013
---------------------	----------------------	----------------------	------------

Rank	Team / Name	Lap 1	Lap 2 Lap 1-2	Time Lap 2-3	Average Speed km/h
<b>1</b>	<b>AUS - Australia</b>	17.597 (2)	30.687 (2)	<b>44.343 (1)</b>	60.889
	87 RICHARDSON Matthew		13.090 (5)	13.656 (7)	
	82 CLARKE Thomas				
	81 BRISTER James				
<b>2</b>	<b>JPN - Japan</b>	17.840 (5)	30.962 (6)	<b>44.495 (2)</b>	60.681
	202 AMAGAI Kazuki		13.122 (6)	13.533 (4)	
	207 NITTA Yudai				
	204 FUKAYA Tomohiro				
<b>3</b>	<b>RUS - Russian Federation</b>	17.819 (4)	30.721 (3)	<b>44.509 (3)</b>	60.662
	291 SHARAPOV Alexander		12.902 (1)	13.788 (10)	
	293 YAKUSHEVSKIY Pavel				
	286 DUBCHENKO Aleksandr				
<b>4</b>	<b>POL - Poland</b>	17.923 (9)	30.902 (5)	<b>44.553 (4)</b>	60.602
	274 MILEK Mateusz		12.979 (2)	13.651 (6)	
	271 BIELECKI Maciej				
	275 RAJKOWSKI Patryk				
<b>5</b>	<b>CZE - Czech Republic</b>	17.982 (11)	31.053 (7)	<b>44.585 (5)</b>	60.558
	133 KELEMEN Pavel		13.071 (4)	13.532 (3)	
	132 BABEK Tomas				
	134 WAGNER Robin				
<b>6</b>	<b>TTO - Trinidad and Tobago</b>	17.212 (1)	30.511 (1)	<b>44.589 (6)</b>	60.553
	306 PHILLIP Njisane		13.299 (10)	14.078 (13)	
	305 PAUL Nicholas				
	304 BROWNE Kwesi				
<b>7</b>	<b>NZL - New Zealand</b>	18.197 (14)	31.227 (10)	<b>44.715 (7)</b>	60.382
	263 KNIPE Bradly		13.030 (3)	13.488 (1)	
	264 WILLIAMS Zac				
	262 CASTLE Jordan				
<b>8</b>	<b>BLR - Belarus</b>	17.956 (10)	31.168 (9)	<b>44.750 (8)</b>	60.335
	105 VERAMCHUK Yauhen		13.212 (8)	13.582 (5)	
	106 ZAITSAU Artsiom				
	103 NOVIK Uladzislau				
<b>9</b>	<b>CHN - China</b>	17.645 (3)	30.845 (4)	<b>44.764 (9)</b>	60.316
	118 GUO Shuai		13.200 (7)	13.919 (12)	
	124 ZHOU Yu				
	122 ZHANG Miao				
<b>10</b>	<b>GER - Germany</b>	18.005 (12)	31.463 (13)	<b>44.983 (10)</b>	60.023
	162 SCHROTER Nik		13.458 (12)	13.520 (2)	
	158 HINZE Carl				
	159 JURCZYK Marc				
<b>11</b>	<b>LCT - Look Cycle China Proteam</b>	18.051 (13)	31.267 (11)	<b>45.031 (11)</b>	59.959
	237 ZHAN Zewei		13.216 (9)	13.764 (9)	
	235 LUO Yongjia				
	236 WANG Tianji				

**Men's Team Sprint / Vitesse par équipe hommes**  
**Qualifying / Qualifications**  
**Results / Résultats**

Fri 25 Jan 2019 - Race distance: 3 laps

Rank	Team / Name	Lap 1	Lap 2 Lap 1-2	Time Lap 2-3	Average Speed km/h
<b>12</b>	<b>KAZ - Kazakhstan</b>	17.875 (7)	31.402 (12)	<b>45.287 (12)</b>	59.620
	216 NALYOTOV Maxim		13.527 (13)	13.885 (11)	
	217 PONOMARYOV Sergey				
	219 VORZHEV Pavel				
<b>13</b>	<b>MCT - Marathon-Tula Cycling Team</b>	17.854 (6)	31.161 (8)	<b>45.315 (13)</b>	59.583
	250 KOMKOV Daniil		13.307 (11)	14.154 (14)	
	252 NOSOV Aleksei				
	253 ROSTOV Pavel				
<b>14</b>	<b>HBT - Holy Brother Cycling Team</b>	17.914 (8)	32.075 (14)	<b>45.800 (14)</b>	58.952
	171 ZHANG Cheng		14.161 (14)	13.725 (8)	
	172 ZONG Gaoyang				
	170 LIU Qi				
<b>15</b>	<b>ESP - Spain</b>			<b>REL</b>	
	138 MARTINEZ CHORRO Alejandro				
	141 PERALTA GASCON Juan				
	139 MORENO SANCHEZ Jose				
	<b>FRA - France</b>			<b>DSQ</b>	
	145 CALEYRON Quentin				
	148 HELAL Rayan				
	149 LANDERNEAU Melvin				

**Qualification Rule:**

Fastest 8 teams qualify for the first round.

**No 7 LOOK CYCLE CHINA PROTEAM (LCT)**

Fine 200 CHF for not being ready with extra wheels or other equipment at the start  
Amende 200 CHF pour insuffisance de matériel de rechange au départ

**No 4 SPAIN (ESP)**

Relegated by Art. 3.2.153 due to incorrect relay

Communiqué approved by the Secretary of the Commissaires Panel:

**LEGEND**
**DSQ** Disqualified

**REL** Relegated

25-27 January 2019

**Men's Team Sprint / Vitesse par équipe hommes**  
**Qualifying / Qualifications**  
**Race Analysis / Analyse de course**

Heat 1				Heat 2			
Distance	KAZ - Kazakhstan		Lap Time	Distance	JPN - Japan		Lap Time
	Time	Rank			Time	Rank	
125m	11.031	10		125m	10.972	6	
250m	17.875	7	17.875	250m	17.840	5	17.840
375m	24.666	12		375m	24.313	6	
500m	31.402	12	13.527	500m	30.962	6	13.122
625m	38.196	13		625m	37.604	4	
750m	45.287	12	13.885	750m	44.495	2	13.533

Heat 3				Heat 4			
Distance	BLR - Belarus		Lap Time	Distance	ESP - Spain		Lap Time
	Time	Rank			Time	Rank	
125m	10.974	7		125m	REL		
250m	17.956	10	17.956	250m			
375m	24.484	9		375m			
500m	31.168	9	13.212	500m			
625m	37.772	8		625m			
750m	44.750	8	13.582	750m			

Heat 5				Heat 6			
Distance	TTO - Trinidad and Tobago		Lap Time	Distance	HBT - Holy Brother Cycling Team		Lap Time
	Time	Rank			Time	Rank	
125m	10.655	1		125m	11.026	9	
250m	17.212	1	17.212	250m	17.914	8	17.914
375m	23.982	1		375m	25.109	14	
500m	30.511	1	13.299	500m	32.075	14	14.161
625m	37.362	1		625m	38.862	14	
750m	44.589	6	14.078	750m	45.800	14	13.725

Heat 7				Heat 8			
Distance	LCT - Look Cycle China Proteam		Lap Time	Distance	CHN - China		Lap Time
	Time	Rank			Time	Rank	
125m	11.043	11		125m	10.781	2	
250m	18.051	13	18.051	250m	17.645	3	17.645
375m	24.565	10		375m	24.117	3	
500m	31.267	11	13.216	500m	30.845	4	13.200
625m	38.077	11		625m	37.657	6	
750m	45.031	11	13.764	750m	44.764	9	13.919

Heat 9				Heat 10			
Distance	AUS - Australia		Lap Time	Distance	CZE - Czech Republic		Lap Time
	Time	Rank			Time	Rank	
125m	10.821	3		125m	11.070	12	
250m	17.597	2	17.597	250m	17.982	11	17.982
375m	24.106	2		375m	24.448	8	
500m	30.687	2	13.090	500m	31.053	7	13.071
625m	37.385	2		625m	37.666	7	
750m	44.343	1	13.656	750m	44.585	5	13.532

Heat 11				Heat 12			
Distance	NZL - New Zealand		Lap Time	Distance	MCT - Marathon-Tula Cycling Team		Lap Time
	Time	Rank			Time	Rank	
125m	11.276	14		125m	10.886	4	
250m	18.197	14	18.197	250m	17.854	6	17.854
375m	24.699	13		375m	24.424	7	
500m	31.227	10	13.030	500m	31.161	8	13.307
625m	37.836	9		625m	38.033	10	
750m	44.715	7	13.488	750m	45.315	13	14.154



25-27 January 2019

**Men's Team Sprint / Vitesse par équipe hommes**  
**Qualifying / Qualifications**  
**Race Analysis / Analyse de course**

Heat 13				Heat 14			
RUS - Russian Federation				POL - Poland			
Distance	Time	Rank	Lap Time	Distance	Time	Rank	Lap Time
125m	10.942	5		125m	11.009	8	
250m	17.819	4	17.819	250m	17.923	9	17.923
375m	24.224	4		375m	24.304	5	
500m	30.721	3	12.902	500m	30.902	5	12.979
625m	37.468	3		625m	37.617	5	
750m	44.509	3	13.788	750m	44.553	4	13.651

Heat 15				Heat 16			
GER - Germany				FRA - France			
Distance	Time	Rank	Lap Time	Distance	Time	Rank	Lap Time
125m	11.074	13		125m	DSQ		
250m	18.005	12	18.005	250m			
375m	24.647	11		375m			
500m	31.463	13	13.458	500m			
625m	38.167	12		625m			
750m	44.983	10	13.520	750m			

Communiqué approved by the Secretary of the Commissaires Panel:

<b>LEGEND</b>
<b>DSQ</b> Disqualified <b>REL</b> Relegated

25-27 January 2019

Communiqué no. 14 Rectificatif 1

**Men's Team Sprint / Vitesse par équipe hommes**  
**Qualifying / Qualifications**  
**Start List / Liste de départ**  
 Fri 25 Jan 2019 - Race distance: 3 laps

<b>World Record</b>	41.871 GER - Germany	Aguascalientes (MEX)	5 DEC 2013
---------------------	----------------------	----------------------	------------

Heat	Race Number	Team / Name	Time
1		<b>KAZ - Kazakhstan</b>	_____
	216	NALYOTOV Maxim	
	217	PONOMARYOV Sergey	
	219	VORZHEV Pavel	
2		<b>JPN - Japan</b>	_____
	202	AMAGAI Kazuki	
	207	NITTA Yudai	
	204	FUKAYA Tomohiro	
3		<b>BLR - Belarus</b>	_____
	105	VERAMCHUK Yauhen	
	106	ZAITSAU Artsiom	
	103	NOVIK Uladzislau	
4		<b>ESP - Spain</b>	_____
	138	MARTINEZ CHORRO Alejandro	
	141	PERALTA GASCON Juan	
	139	MORENO SANCHEZ Jose	
5		<b>TTO - Trinidad and Tobago</b>	_____
	306	PHILLIP Njisane	
	305	PAUL Nicholas	
	304	BROWNE Kwesi	
6		<b>HBT - Holy Brother Cycling Team</b>	_____
	171	ZHANG Cheng	
	172	ZONG Gaoyang	
	170	LIU Qi	
7		<b>LCT - Look Cycle China Proteam</b>	_____
	237	ZHAN Zewei	
	235	LUO Yongjia	
	236	WANG Tianqi	

25-27 January 2019

Communiqué no. 14 Rectificatif 1

**Men's Team Sprint / Vitesse par équipe hommes**  
**Qualifying / Qualifications**  
**Start List / Liste de départ**  
 Fri 25 Jan 2019 - Race distance: 3 laps

Heat	Race Number	Team / Name	Time
8		<b>CHN - China</b>	
	118	GUO Shuai	
	124	ZHOU Yu	
	122	ZHANG Miao	
9		<b>AUS - Australia</b>	
	87	RICHARDSON Matthew	
	82	CLARKE Thomas	
	81	BRISTER James	
10		<b>CZE - Czech Republic</b>	
	133	KELEMEN Pavel	
	132	BABEK Tomas	
	134	WAGNER Robin	
11		<b>NZL - New Zealand</b>	
	262	CASTLE Jordan	
	263	KNIFE Bradly	
	264	WILLIAMS Zac	
12		<b>MCT - Marathon-Tula Cycling Team</b>	
	250	KOMKOV Daniil	
	252	NOSOV Aleksei	
	253	ROSTOV Pavel	
13		<b>RUS - Russian Federation</b>	
	291	SHARAPOV Alexander	
	293	YAKUSHEVSKIY Pavel	
	286	DUBCHENKO Aleksandr	
14		<b>POL - Poland</b>	
	274	MILEK Mateusz	
	271	BIELECKI Maciej	
	275	RAJKOWSKI Patryk	
15		<b>GER - Germany</b>	
	162	SCHROTER Nik	
	158	HINZE Carl	
	159	JURCZYK Marc	

**Men's Team Sprint / Vitesse par équipe hommes**  
**Qualifying / Qualifications**  
**Start List / Liste de départ**  
 Fri 25 Jan 2019 - Race distance: 3 laps

Heat	Race Number	Team / Name	Time
16		<b>FRA - France</b>	
	145	CALEYRON Quentin	
	148	HELAL Rayan	
	149	LANDERNEAU Melvin	

**Qualification Rule:**

Fastest 8 teams qualify for the first round.

Communiqué approved by the Secretary of the Commissaires Panel:

.....

**Note:**  
 The composition of the teams may be subject to change up to 30 minutes before the start of the race. Sorted in the order given by the team.

**Men's Sprint / Vitesse hommes**
**World Cup Standings / Classement coupe du monde**

As of SUN 27 JAN 2019

<b>Event No 1</b>	Saint-Quentin-en-Yvelines (FRA)	19-21 OCT 2018
<b>Event No 2</b>	Milton (CAN)	26-28 OCT 2018
<b>Event No 3</b>	Berlin (GER)	30 NOV-2 DEC 2018
<b>Event No 4</b>	London (GBR)	14-16 DEC 2018
<b>Event No 5</b>	Cambridge (NZL)	18-20 JAN 2019
<b>Event No 6</b>	Hong-Kong (HKG)	25-27 JAN 2019

Rank	Name	Team Code	Event No 1	Event No 2	Event No 3	Event No 4	Event No 5	Event No 6	Total Points
1	GLAETZER Matthew	AUS	500.0	500.0	500.0	450.0			1950.0
2	RUDYK Mateusz	POL	375.0	250.0	375.0	275.0	450.0		1725.0
3	HOOGLAND Jeffrey	NED	400.0	400.0	250.0	400.0			1450.0
4	LAVREYSEN Harrie	NED	450.0	450.0		500.0			1400.0
5	FUKAYA Tomohiro	JPN	90.0	325.0	50.0		275.0	205.0	945.0
6	XU Chao	CHN			190.0		300.0	400.0	890.0
7	PAUL Nicholas	TTO			205.0	350.0		325.0	880.0
8	HART Nathan	AUS		375.0			500.0		875.0
9	LENDEL Vasilijus	LTU	190.0	175.0	145.0	225.0		120.0	855.0
10	BAUGE Gregory	FRA	250.0	350.0			250.0		850.0
11	WEBSTER Sam	NZL	300.0	205.0			325.0		830.0
12	DMITRIEV Denis	RUS	175.0	300.0	325.0				800.0
13	KELEMEN Pavel	CZE	100.0	110.0	300.0	70.0	205.0		785.0
14	BARRETTE Hugo	CAN		130.0	120.0	90.0	190.0	225.0	755.0
15	HELAL Rayan	FRA			400.0			300.0	700.0
16	CARLIN Jack	GBR	325.0			375.0			700.0
17	LEVY Maximilian	GER	350.0		350.0				700.0
18	BOS Theo	BCC		275.0		120.0		275.0	670.0
19	BUCHLI Matthijs	BCC	205.0		450.0				655.0
20	SZALONTAY Sandor	HUN	80.0		1.0	60.0	225.0	250.0	616.0
21	MITCHELL Ethan	NZL	110.0	120.0			375.0		605.0
22	TJON EN FA Jair	SUR	130.0	145.0	1.0	325.0			601.0
23	CALEYRON Quentin	FRA			225.0			375.0	600.0
24	SCHMID Jacob	AUS	225.0				350.0		575.0
25	PHILLIP Njisane	TTO			110.0	110.0		350.0	570.0
26	TRUMAN Joseph	GBR	275.0		275.0				550.0
27	PERALTA GASCON Juan	ESP	1.0	1.0	130.0	80.0	175.0	160.0	547.0
28	VIGIER Sebastien	FRA	120.0				400.0		520.0
29	CLARKE Thomas	AUS						500.0	500.0
30	BRISTER James	AUS						450.0	450.0
31	KENNY Jason	GBR			175.0	250.0			425.0
32	YAKUSHEVSKIY Pavel	RUS	160.0	70.0	1.0			190.0	421.0
33	OWENS Ryan	GBR		100.0		300.0			400.0
34	HINDES Philip	GBR		190.0	160.0				350.0
35	WAGNER Robin	CZE			90.0		120.0	100.0	310.0
36	NITTA Yudai	JPN			1.0		160.0	145.0	306.0
37	QUINTERO CHAVARRO Kevin Santiago	COL	60.0	1.0	70.0	160.0			291.0
38	BOTTICHER Stefan	GER			60.0	205.0			265.0
39	OH Jeseok	KOR			1.0	130.0		130.0	261.0
40	AWANG Mohd Azizulhasni	MAS	50.0	60.0	1.0	145.0			256.0
41	KAWABATA Tomoyuki	JPN	70.0	90.0				90.0	250.0
42	BIELECKI Maciej	POL					130.0	110.0	240.0
43	MORENO SANCHEZ Jose	ESP	1.0	1.0	1.0	1.0	145.0	80.0	229.0

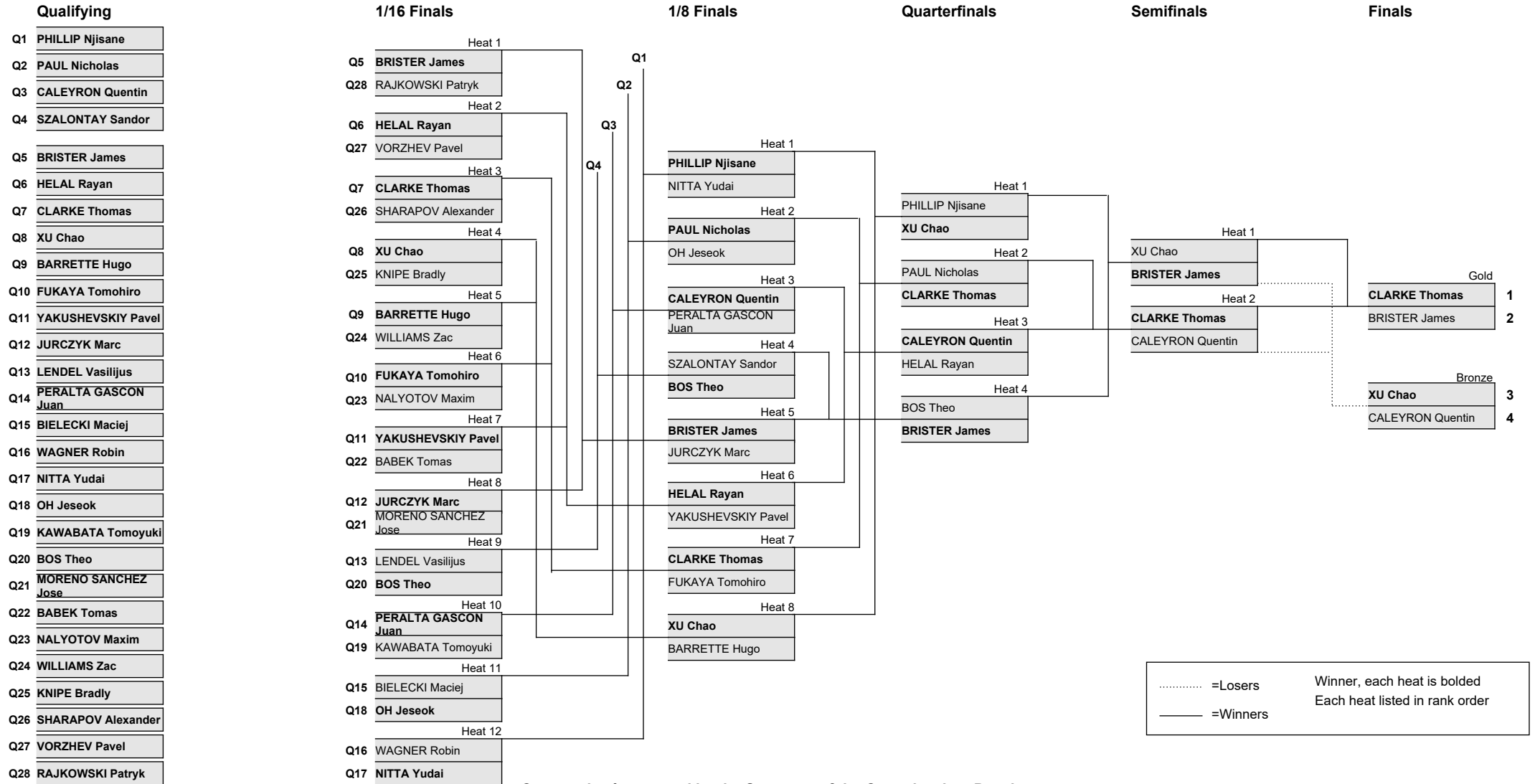
**Men's Sprint / Vitesse hommes**
**World Cup Standings / Classement coupe du monde**

As of SUN 27 JAN 2019

Rank	Name	Team Code	Event No 1	Event No 2	Event No 3	Event No 4	Event No 5	Event No 6	Total Points
44	D'ALMEIDA Michael	FRA		225.0					225.0
45	ENGLER Eric	GER	145.0	80.0					225.0
46	DORNBACH Maximilian	GER		1.0		190.0			191.0
47	JURCZYK Marc	GER						175.0	175.0
48	LANDERNEAU Melvin	FRA				175.0			175.0
49	SAHROM Muhammad Shah Firdaus	MAS	1.0	1.0	1.0	50.0	110.0		163.0
50	WAKIMOTO Yuta	JPC	1.0	160.0					161.0
51	NALYOTOV Maxim	KAZ					90.0	60.0	150.0
52	VYNOKUROV Andrii	UKR	1.0	50.0	80.0	1.0			132.0
53	WILLIAMS Zac	VNZ					80.0	50.0	130.0
54	WATANABE Kazunari	JPC			1.0		100.0		101.0
55	LAFARGUE Quentin	FRA				100.0			100.0
56	LIGTLEE Sam	NED			100.0				100.0
57	VORZHEV Pavel	KAZ	1.0		1.0		70.0	1.0	73.0
58	BABEK Tomas	CZE						70.0	70.0
59	DUBCHENKO Aleksandr	RUS					60.0		60.0
60	WAMMES Nick	PTM					50.0		50.0
61	JONAUSKAS Svajunas	LTU	1.0	1.0	1.0	1.0	1.0	1.0	6.0
62	SARNECKI Rafal	POL	1.0	1.0	1.0	1.0			4.0
63	LAW Tsz Chun	HKG	1.0	1.0		1.0		1.0	4.0
64	CANELON Hersony	VEN	1.0		1.0	1.0		1.0	4.0
65	FREITAS Kacio	BRA	1.0	1.0	1.0	1.0			4.0
66	ARCHAMBAULT Joel	PTM		1.0	1.0	1.0			3.0
67	SPIES Jean	RSA	1.0	1.0				1.0	3.0
68	SHARAPOV Alexander	RUS				1.0		1.0	2.0
69	CECHMAN Martin	CZE	1.0	1.0					2.0
70	RAMIREZ MORALES Santiago	COL	1.0	1.0					2.0
71	KNIPE Bradly	NZL						1.0	1.0
72	NOSOV Alexey	RUS					1.0		1.0
73	TKACHEV Aleksei	RUS				1.0			1.0
74	RAJKOWSKI Patryk	POL						1.0	1.0
75	SOJKA David	CZE				1.0			1.0
76	HINZE Carl	GER						1.0	1.0
77	CECI Luca	TRD	1.0						1.0
78	PONOMARYOV Sergey	KAZ	1.0						1.0
79	CHUGAY Andrey	KAZ			1.0				1.0
80	CECI Davide	CTF	1.0						1.0



**Men's Sprint / Vitesse hommes**  
**Results Bracket / Tableau des matchs avec résultats**



Communiqué approved by the Secretary of the Commissaires Panel:

**Men's Sprint / Vitesse hommes**  
**Finals / Finales**  
**Results and Final Classification / Résultats et classement final**  
 Sun 27 Jan 2019 - Race distance: 3 laps

Rank	Race Number	Name	Team Code	1st Race	2nd Race	Decider
				200m Time:	10.823	10.418
				Average Speed km/h:	66.525	69.111
<b>Final For Gold</b>						
GOLD	1	82 CLARKE Thomas	AUS	Winner	Winner	
SILVER	2	81 BRISTER James	AUS	+0.015	+0.077	
<b>Final For Bronze</b>						
				200m Time:	10.258	10.319
				Average Speed km/h:	70.189	69.774
BRONZE	3	120 XU Chao	CHN	Winner	Winner	
	4	145 CALEYRON Quentin	FRA	+0.022	+0.171	
<b>Did not qualify for semifinals</b>						
				200m Time:		
				Average Speed km/h:		
	5	306 PHILLIP Njisane	TTO			
	6	305 PAUL Nicholas	TTO			
	7	148 HELAL Rayan	FRA			
	8	97 BOS Theo	BCC			
<b>Did not qualify for 1/4 finals</b>						
				200m Time:		
				Average Speed km/h:		
	9	182 SZALONTAY Sandor	HUN			
	10	109 BARRETTE Hugo	CAN			
	11	204 FUKAYA Tomohiro	JPN			
	12	293 YAKUSHEVSKIY Pavel	RUS			
	13	159 JURCZYK Marc	GER			
	14	141 PERALTA GASCON Juan	ESP			
	15	207 NITTA Yudai	JPN			
	16	224 OH Jeseok	KOR			
<b>Did not qualify for 1/8 finals</b>						
				200m Time:		
				Average Speed km/h:		
	17	246 LENDEL Vasilijus	LTU			
	18	271 BIELECKI Maciej	POL			
	19	134 WAGNER Robin	CZE			
	20	201 KAWABATA Tomoyuki	JPC			
	21	139 MORENO SANCHEZ Jose	ESP			
	22	132 BABEK Tomas	CZE			
	23	216 NALYOTOV Maxim	KAZ			
	24	264 WILLIAMS Zac	NZL			
	25	263 KNIPE Bradly	NZL			
	26	291 SHARAPOV Alexander	RUS			
	27	219 VORZHEV Pavel	KAZ			
	28	275 RAJKOWSKI Patryk	POL			
<b>Did not qualify for 1/16 finals</b>						
				200m Time:		
				Average Speed km/h:		
	29	177 LAW Tsz Chun	HKG			
	30	284 SPIES Jean	RSA			
	31	158 HINZE Carl	GER			
	32	245 JONAUSKAS Svajunas	LTU			
	33	322 CANELON Hersony	VEN			

Communiqué approved by the Secretary of the Commissaires Panel:

.....

**Men's Sprint / Vitesse hommes**  
**Finals / Finales**  
**Start List / Liste de départ**  
 Sun 27 Jan 2019 - Race distance: 3 laps

Race Number	Name	Team Code	1st Race	2nd Race	Decider
<i>For Bronze</i>					
		200m Time:			
		Average Speed km/h:			
120	XU Chao	CHN			
145	CALEYRON Quentin	FRA			
<i>For Gold</i>					
		200m Time:			
		Average Speed km/h:			
81	BRISTER James	AUS			
82	CLARKE Thomas	AUS			

Communiqué approved by the Secretary of the Commissaires Panel:

.....

**Men's Sprint / Vitesse hommes**  
**Semifinals / Demi-finales**  
**Results / Résultats**

Sun 27 Jan 2019 - Race distance: 3 laps

Rank	Race Number	Name	Team Code	1st Race	2nd Race	Decider
			200m Time:	10.473	10.429	
			Average Speed km/h:	68.748	69.038	
<b>Heat 1</b>						
1	81	<b>BRISTER James</b>	<b>AUS</b>	<b>Winner</b>	<b>Winner</b>	
2	120	XU Chao	CHN	+0.117	+0.052	
			200m Time:	10.487	11.627	
			Average Speed km/h:	68.656	61.925	
<b>Heat 2</b>						
1	82	<b>CLARKE Thomas</b>	<b>AUS</b>	<b>Winner</b>	<b>Winner</b>	
2	145	CALEYRON Quentin	FRA	+0.015	+0.550	

**Qualification Rule:**

The winners race for the gold and silver medals. The losers race for the bronze medal.

Communiqué approved by the Secretary of the Commissaires Panel:

.....

**Men's Sprint / Vitesse hommes**  
**Semifinals / Demi-finales**  
**Start List / Liste de départ**  
 Sun 27 Jan 2019 - Race distance: 3 laps

Race Number	Name	Team Code	1st Race	2nd Race	Decider
<b>Heat 1</b>					
		200m Time:			
		Average Speed km/h:			
120	XU Chao	CHN			
81	BRISTER James	AUS			
<b>Heat 2</b>					
		200m Time:			
		Average Speed km/h:			
82	CLARKE Thomas	AUS			
145	CALEYRON Quentin	FRA			

**Qualification Rule:**

The winners race for the gold and silver medals. The losers race for the bronze medal.

Communiqué approved by the Secretary of the Commissaires Panel:

**Men's Sprint / Vitesse hommes**  
**Quarterfinals / Quart de finales**  
**Results / Résultats**

Sun 27 Jan 2019 - Race distance: 3 laps

Rank	Race Number	Name	Team Code	1st Race	2nd Race	Decider
				200m Time:	10.348	10.373
				Average Speed km/h:	69.579	69.411
<b>Heat 1</b>						
1	120	XU Chao	CHN	Winner	Winner	
2	306	PHILLIP Njisane	TTO	+0.126	REL	
				200m Time:	11.051	10.201
				Average Speed km/h:	65.152	70.581
<b>Heat 2</b>						
1	82	CLARKE Thomas	AUS	Winner	Winner	
2	305	PAUL Nicholas	TTO	+0.258	+0.004	
				200m Time:	10.239	10.288
				Average Speed km/h:	70.319	69.984
<b>Heat 3</b>						
1	145	CALEYRON Quentin	FRA	Winner	+0.002	Winner
2	148	HELAL Rayan	FRA	+0.062	Winner	+1.552
				200m Time:	10.551	10.656
				Average Speed km/h:	68.240	67.568
<b>Heat 4</b>						
1	81	BRISTER James	AUS	Winner	Winner	
2	97	BOS Theo	BCC	+0.413	+0.049	

**Qualification Rule:**

The winner of each heat qualifies to the Semifinals.

**No 306 PHILLIP Njisane (TTO)**

Relegation for entering the sprinter's lane when the opponent was already there

Déclassement pour être entré dans le couloir des sprinters alors que son adversaire s'y trouvait déjà

Communiqué approved by the Secretary of the Commissaires Panel:

**LEGEND**
**REL** Relegated



**Men's Sprint / Vitesse hommes**  
**Quarterfinals / Quart de finales**  
**Start List / Liste de départ**  
 Sun 27 Jan 2019 - Race distance: 3 laps

Race Number	Name	Team Code	1st Race	2nd Race	Decider
<b>Heat 1</b>					
		200m Time:			
		Average Speed km/h:			
306	PHILLIP Njisane	TTO			
120	XU Chao	CHN			
<b>Heat 2</b>					
		200m Time:			
		Average Speed km/h:			
305	PAUL Nicholas	TTO			
82	CLARKE Thomas	AUS			
<b>Heat 3</b>					
		200m Time:			
		Average Speed km/h:			
145	CALEYRON Quentin	FRA			
148	HELAL Rayan	FRA			
<b>Heat 4</b>					
		200m Time:			
		Average Speed km/h:			
97	BOS Theo	BCC			
81	BRISTER James	AUS			

**Qualification Rule:**

The winner of each heat qualifies to the Semifinals.

Communiqué approved by the Secretary of the Commissaires Panel:

.....

**Men's Sprint / Vitesse hommes**  
**1/8 Finals / 1/8 de finale**  
**Results / Résultats**

Sun 27 Jan 2019 - Race distance: 3 laps

Rank	Race Number	Name	Team Code	
			200m Time:	10.849
			Average Speed km/h:	66.366
<b>Heat 1</b>				
1	306	PHILLIP Njisane	TTO	<b>Winner</b>
2	207	NITTA Yudai	JPN	+0.021
			200m Time:	10.147
			Average Speed km/h:	70.957
<b>Heat 2</b>				
1	305	PAUL Nicholas	TTO	<b>Winner</b>
2	224	OH Jeseok	KOR	+0.521
			200m Time:	10.294
			Average Speed km/h:	69.944
<b>Heat 3</b>				
1	145	CALEYRON Quentin	FRA	<b>Winner</b>
2	141	PERALTA GASCON Juan	ESP	+0.079
			200m Time:	10.562
			Average Speed km/h:	68.169
<b>Heat 4</b>				
1	97	BOS Theo	BCC	<b>Winner</b>
2	182	SZALONTAY Sandor	HUN	+0.046
			200m Time:	10.622
			Average Speed km/h:	67.784
<b>Heat 5</b>				
1	81	BRISTER James	AUS	<b>Winner</b>
2	159	JURCZYK Marc	GER	+0.053
			200m Time:	10.344
			Average Speed km/h:	69.606
<b>Heat 6</b>				
1	148	HELAL Rayan	FRA	<b>Winner</b>
2	293	YAKUSHEVSKIY Pavel	RUS	+0.027
			200m Time:	10.118
			Average Speed km/h:	71.160
<b>Heat 7</b>				
1	82	CLARKE Thomas	AUS	<b>Winner</b>
2	204	FUKAYA Tomohiro	JPN	+0.001
			200m Time:	10.368
			Average Speed km/h:	69.444
<b>Heat 8</b>				
1	120	XU Chao	CHN	<b>Winner</b>
2	109	BARRETTE Hugo	CAN	+0.029

**Qualification Rule:**

The winner of each heat qualifies to the Quarterfinals.

Communiqué approved by the Secretary of the Commissaires Panel:

**Note:**

The average speed is taken over the last 200m.

**Men's Sprint / Vitesse hommes**  
**1/8 Finals / 1/8 de finale**  
**Start List / Liste de départ**  
 Sun 27 Jan 2019 - Race distance: 3 laps

Race Number	Name	Team Code	Time
			200m Time:
			Average Speed km/h:
<b>Heat 1</b>			
306	PHILLIP Njisane	TTO	
207	NITTA Yudai	JPN	
			200m Time:
			Average Speed km/h:
<b>Heat 2</b>			
305	PAUL Nicholas	TTO	
224	OH Jeseok	KOR	
			200m Time:
			Average Speed km/h:
<b>Heat 3</b>			
145	CALEYRON Quentin	FRA	
141	PERALTA GASCON Juan	ESP	
			200m Time:
			Average Speed km/h:
<b>Heat 4</b>			
182	SZALONTAY Sandor	HUN	
97	BOS Theo	BCC	
			200m Time:
			Average Speed km/h:
<b>Heat 5</b>			
81	BRISTER James	AUS	
159	JURCZYK Marc	GER	
			200m Time:
			Average Speed km/h:
<b>Heat 6</b>			
148	HELAL Rayan	FRA	
293	YAKUSHEVSKIY Pavel	RUS	
			200m Time:
			Average Speed km/h:
<b>Heat 7</b>			
82	CLARKE Thomas	AUS	
204	FUKAYA Tomohiro	JPN	
			200m Time:
			Average Speed km/h:
<b>Heat 8</b>			
120	XU Chao	CHN	
109	BARRETTE Hugo	CAN	

**Qualification Rule:**

The winner of each heat qualifies to the Quarterfinals.

Communiqué approved by the Secretary of the Commissaires Panel:

**Men's Sprint / Vitesse hommes**  
**1/16 Finals / 1/16 de finale**  
**Results / Résultats**  
 Sun 27 Jan 2019 - Race distance: 3 laps

Rank	Race Number	Name	Team Code	
			200m Time:	10.880
			Average Speed km/h:	66.176
<b>Heat 1</b>				
1	81	BRISTER James	AUS	Winner
2	275	RAJKOWSKI Patryk	POL	+0.145
			200m Time:	10.490
			Average Speed km/h:	68.637
<b>Heat 2</b>				
1	148	HELAL Rayan	FRA	Winner
2	219	VORZHEV Pavel	KAZ	+0.043
			200m Time:	10.320
			Average Speed km/h:	69.767
<b>Heat 3</b>				
1	82	CLARKE Thomas	AUS	Winner
2	291	SHARAPOV Alexander	RUS	+0.054
			200m Time:	10.226
			Average Speed km/h:	70.409
<b>Heat 4</b>				
1	120	XU Chao	CHN	Winner
2	263	KNIFE Bradly	NZL	+0.100
			200m Time:	10.403
			Average Speed km/h:	69.211
<b>Heat 5</b>				
1	109	BARRETTE Hugo	CAN	Winner
2	264	WILLIAMS Zac	NZL	+0.095
			200m Time:	10.689
			Average Speed km/h:	67.359
<b>Heat 6</b>				
1	204	FUKAYA Tomohiro	JPN	Winner
2	216	NALYOTOV Maxim	KAZ	+0.003
			200m Time:	10.563
			Average Speed km/h:	68.162
<b>Heat 7</b>				
1	293	YAKUSHEVSKIY Pavel	RUS	Winner
2	132	BABEK Tomas	CZE	+0.097
			200m Time:	10.550
			Average Speed km/h:	68.246
<b>Heat 8</b>				
1	159	JURCZYK Marc	GER	Winner
2	139	MORENO SANCHEZ Jose	ESP	+0.032
			200m Time:	10.473
			Average Speed km/h:	68.748
<b>Heat 9</b>				
1	97	BOS Theo	BCC	Winner
2	246	LENDEL Vasilijus	LTU	+0.093
			200m Time:	10.704
			Average Speed km/h:	67.265
<b>Heat 10</b>				
1	141	PERALTA GASCON Juan	ESP	Winner
2	201	KAWABATA Tomoyuki	JPC	+0.009

**Men's Sprint / Vitesse hommes**  
**1/16 Finals / 1/16 de finale**  
**Results / Résultats**

Sun 27 Jan 2019 - Race distance: 3 laps

Rank	Race Number	Name	Team Code	
				200m Time: 10.566
				Average Speed km/h: 68.143
<b>Heat 11</b>				
1	224	OH Jeseok	KOR	<b>Winner</b>
2	271	BIELECKI Maciej	POL	+0.500
				200m Time: 10.701
				Average Speed km/h: 67.283
<b>Heat 12</b>				
1	207	NITTA Yudai	JPN	<b>Winner</b>
2	134	WAGNER Robin	CZE	+0.152

**Qualification Rule:**

The winner of each heat qualifies to the 1/8 Finals.

Communiqué approved by the Secretary of the Commissaires Panel:

**Note:**

The average speed is taken over the last 200m.

25-27 January 2019

Communiqué no. 23

**Men's Sprint / Vitesse hommes**  
**1/16 Finals / 1/16 de finale**  
**Start List / Liste de départ**  
 Sun 27 Jan 2019 - Race distance: 3 laps

Race Number	Name	Team Code	Time
<b>Heat 1</b>			
		200m Time:	
		Average Speed km/h:	
81	BRISTER James	AUS	
275	RAJKOWSKI Patryk	POL	
<b>Heat 2</b>			
		200m Time:	
		Average Speed km/h:	
148	HELAL Rayan	FRA	
219	VORZHEV Pavel	KAZ	
<b>Heat 3</b>			
		200m Time:	
		Average Speed km/h:	
82	CLARKE Thomas	AUS	
291	SHARAPOV Alexander	RUS	
<b>Heat 4</b>			
		200m Time:	
		Average Speed km/h:	
120	XU Chao	CHN	
263	KNIPE Bradly	NZL	
<b>Heat 5</b>			
		200m Time:	
		Average Speed km/h:	
109	BARRETTE Hugo	CAN	
264	WILLIAMS Zac	NZL	
<b>Heat 6</b>			
		200m Time:	
		Average Speed km/h:	
204	FUKAYA Tomohiro	JPN	
216	NALYOTOV Maxim	KAZ	
<b>Heat 7</b>			
		200m Time:	
		Average Speed km/h:	
293	YAKUSHEVSKIY Pavel	RUS	
132	BABEK Tomas	CZE	
<b>Heat 8</b>			
		200m Time:	
		Average Speed km/h:	
159	JURCZYK Marc	GER	
139	MORENO SANCHEZ Jose	ESP	
<b>Heat 9</b>			
		200m Time:	
		Average Speed km/h:	
246	LENDEL Vasilijus	LTU	
97	BOS Theo	BCC	
<b>Heat 10</b>			
		200m Time:	
		Average Speed km/h:	
141	PERALTA GASCON Juan	ESP	
201	KAWABATA Tomoyuki	JPC	
<b>Heat 11</b>			
		200m Time:	
		Average Speed km/h:	
271	BIELECKI Maciej	POL	
224	OH Jeseok	KOR	



**Men's Sprint / Vitesse hommes**  
**1/16 Finals / 1/16 de finale**  
**Start List / Liste de départ**  
 Sun 27 Jan 2019 - Race distance: 3 laps

Race Number	Name	Team Code	Time
200m Time:			
Average Speed km/h:			
134	WAGNER Robin	CZE	
207	NITTA Yudai	JPN	

**Qualification Rule:**  
 The winner of each heat qualifies to the 1/8 Finals.

Communiqué approved by the Secretary of the Commissaires Panel:

.....

## Men's Sprint / Vitesse hommes

### Qualifying / Qualifications

### Results / Résultats

Sun 27 Jan 2019 - Race distance: 200m flying start (3.5 laps)

World Record	9.347 PERVIS Francois	FRA	Aguascalientes (MEX)	6 DEC 2013
--------------	-----------------------	-----	----------------------	------------

Rank	Race Number	Name	Team Code	100m	Time 100-200	Average Speed km/h
1	306	PHILLIP Njisane	TTO	4.883 (3)	<b>9.827</b> 4.944 (1)	73.268
2	305	PAUL Nicholas	TTO	4.837 (1)	<b>9.827</b> 4.990 (3)	73.268
3	145	CALEYRON Quentin	FRA	4.861 (2)	<b>9.852</b> 4.991 (4)	73.082
4	182	SZALONTAY Sandor	HUN		<b>9.923</b>	72.559
5	81	BRISTER James	AUS	4.936 (5)	<b>9.925</b> 4.989 (2)	72.544
6	148	HELAL Rayan	FRA	4.936 (5)	<b>9.934</b> 4.998 (5)	72.478
7	82	CLARKE Thomas	AUS	4.946 (10)	<b>9.979</b> 5.033 (7)	72.152
8	120	XU Chao	CHN	4.927 (4)	<b>9.982</b> 5.055 (8)	72.130
9	109	BARRETTE Hugo	CAN	4.945 (9)	<b>10.012</b> 5.067 (10)	71.914
10	204	FUKAYA Tomohiro	JPN	4.944 (8)	<b>10.013</b> 5.069 (11)	71.907
11	293	YAKUSHEVSKIY Pavel	RUS	4.941 (7)	<b>10.013</b> 5.072 (12)	71.907
12	159	JURCZYK Marc	GER	4.993 (12)	<b>10.017</b> 5.024 (6)	71.878
13	246	LENDEL Vasilijus	LTU	4.965 (11)	<b>10.058</b> 5.093 (16)	71.585
14	141	PERALTA GASCON Juan	ESP	5.020 (17)	<b>10.079</b> 5.059 (9)	71.436
15	271	BIELECKI Maciej	POL	5.010 (15)	<b>10.096</b> 5.086 (13)	71.315
16	134	WAGNER Robin	CZE	4.997 (13)	<b>10.099</b> 5.102 (17)	71.294
17	207	NITTA Yudai	JPN	5.010 (15)	<b>10.118</b> 5.108 (18)	71.160
18	224	OH Jeseok	KOR	5.037 (22)	<b>10.126</b> 5.089 (14)	71.104
19	201	KAWABATA Tomoyuki	JPC	5.020 (17)	<b>10.141</b> 5.121 (20)	70.999
20	97	BOS Theo	BCC	5.006 (14)	<b>10.143</b> 5.137 (26)	70.985
21	139	MORENO SANCHEZ Jose	ESP	5.021 (19)	<b>10.146</b> 5.125 (21)	70.964
22	132	BABEK Tomas	CZE	5.028 (20)	<b>10.155</b> 5.127 (22)	70.901

**Men's Sprint / Vitesse hommes**  
**Qualifying / Qualifications**  
**Results / Résultats**

Sun 27 Jan 2019 - Race distance: 200m flying start (3.5 laps)

Rank	Race Number	Name	Team Code	100m	Time 100-200	Average Speed km/h
23	216	NALYOTOV Maxim	KAZ	5.029 (21)	<b>10.161</b> 5.132 (25)	70.859
24	264	WILLIAMS Zac	NZL	5.037 (22)	<b>10.166</b> 5.129 (23)	70.824
25	263	KNIFE Bradly	NZL	5.063 (25)	<b>10.194</b> 5.131 (24)	70.630
26	291	SHARAPOV Alexander	RUS	5.083 (26)	<b>10.203</b> 5.120 (19)	70.567
27	219	VORZHEV Pavel	KAZ	5.118 (30)	<b>10.207</b> 5.089 (14)	70.540
28	275	RAJKOWSKI Patryk	POL	5.083 (26)	<b>10.250</b> 5.167 (27)	70.244
29	177	LAW Tsz Chun	HKG	5.046 (24)	<b>10.282</b> 5.236 (29)	70.025
30	284	SPIES Jean	RSA	5.101 (29)	<b>10.312</b> 5.211 (28)	69.822
31	158	HINZE Carl	GER	5.100 (28)	<b>10.360</b> 5.260 (30)	69.498
32	245	JONAUSKAS Svajunas	LTU	5.254 (31)	<b>10.672</b> 5.418 (31)	67.466
	322	CANELON Hersony	VEN		<b>DNS</b>	

**Qualification Rule:**

Top 4 riders qualify for 1/8 Finals. 5th to 28th places qualify for 1/16 Finals.

Communiqué approved by the Secretary of the Commissaires Panel:

**LEGEND**
**DNS** Did Not Start

**Men's Sprint / Vitesse hommes  
Qualifying / Qualifications  
Start List / Liste de départ**

Sun 27 Jan 2019 - Race distance: 200m flying start (3.5 laps)

<b>World Record</b>	9.347 PERVIS Francois	FRA	Aguascalientes (MEX)	6 DEC 2013
---------------------	-----------------------	-----	----------------------	------------

Order	Race Number	Name	Team Code	Time
1	263	KNIFE Bradly	NZL	_____
2	264	WILLIAMS Zac	NZL	_____
3	271	BIELECKI Maciej	POL	_____
4	275	RAJKOWSKI Patryk	POL	_____
5	291	SHARAPOV Alexander	RUS	_____
6	158	HINZE Carl	GER	_____
7	159	JURCZYK Marc	GER	_____
8	201	KAWABATA Tomoyuki	JPC	_____
9	177	LAW Tsz Chun	HKG	_____
10	216	NALYOTOV Maxim	KAZ	_____
11	224	OH Jeseok	KOR	_____
12	82	CLARKE Thomas	AUS	_____
13	97	BOS Theo	BCC	_____
14	245	JONAUSKAS Svajunas	LTU	_____
15	134	WAGNER Robin	CZE	_____
16	322	CANELON Hersony	VEN	_____
17	81	BRISTER James	AUS	_____
18	306	PHILLIP Njisane	TTO	_____
19	139	MORENO SANCHEZ Jose	ESP	_____
20	207	NITTA Yudai	JPN	_____
21	145	CALEYRON Quentin	FRA	_____
22	284	SPIES Jean	RSA	_____
23	148	HELAL Rayan	FRA	_____
24	219	VORZHEV Pavel	KAZ	_____
25	141	PERALTA GASCON Juan	ESP	_____
26	182	SZALONTAY Sandor	HUN	_____
27	293	YAKUSHEVSKIY Pavel	RUS	_____
28	132	BABEK Tomas	CZE	_____
29	204	FUKAYA Tomohiro	JPN	_____
30	109	BARRETTE Hugo	CAN	_____
31	305	PAUL Nicholas	TTO	_____
32	120	XU Chao	CHN	_____
33	246	LENDEL Vasilijus	LTU	_____

**Qualification Rule:**

Top 4 riders qualify for 1/8 Finals. 5th to 28th places qualify for 1/16 Finals.

**Men's Sprint / Vitesse hommes  
Qualifying / Qualifications  
Start List / Liste de départ**

Sun 27 Jan 2019 - Race distance: 200m flying start (3.5 laps)

Order	Race Number	Name	Team Code	Time
-------	-------------	------	-----------	------

Communiqué approved by the Secretary of the Commissaires Panel:

**Men's Keirin / Keirin hommes**
**World Cup Standings / Classement coupe du monde**

As of SAT 26 JAN 2019

<b>Event No 1</b>	Saint-Quentin-en-Yvelines (FRA)	19-21 OCT 2018
<b>Event No 2</b>	Milton (CAN)	26-28 OCT 2018
<b>Event No 3</b>	Berlin (GER)	30 NOV-2 DEC 2018
<b>Event No 4</b>	London (GBR)	14-16 DEC 2018
<b>Event No 5</b>	Cambridge (NZL)	18-20 JAN 2019
<b>Event No 6</b>	Hong-Kong (HKG)	25-27 JAN 2019

Rank	Name	Team Code	Event No 1	Event No 2	Event No 3	Event No 4	Event No 5	Event No 6	Total Points
1	BUCHLI Matthijs	BCC		400.0	500.0	500.0			1400.0
2	BARRETTE Hugo	CAN		450.0	110.0	190.0	325.0	325.0	1400.0
3	BOS Theo	BCC	350.0			400.0		500.0	1250.0
4	DAWKINS Edward	NZL	450.0	275.0			500.0		1225.0
5	AWANG Mohd Azizulhasni	MAS	175.0	120.0	400.0	450.0			1145.0
6	NITTA Yudai	JPN			250.0		400.0	375.0	1025.0
7	GLAETZER Matthew	AUS	250.0		450.0	300.0			1000.0
8	PERALTA GASCON Juan	ESP	80.0	175.0	110.0	175.0	175.0	250.0	965.0
9	QUINTERO CHAVARRO Kevin Santiago	COL	120.0	225.0	350.0	250.0			945.0
10	WAKIMOTO Yuta	JPC	500.0	325.0					825.0
11	KAWABATA Tomoyuki	JPN	225.0	120.0				450.0	795.0
12	BABEK Tomas	CZE	80.0	350.0			350.0		780.0
13	MAKSEL Krzysztof	POL	400.0	190.0		175.0			765.0
14	CARLIN Jack	GBR	375.0			375.0			750.0
15	VIGIER Sebastien	FRA		375.0	375.0				750.0
16	BROWNE Kwesi	TTO			190.0	350.0		175.0	715.0
17	VORZHEV Pavel	KAZ	300.0		50.0			350.0	700.0
18	KELEMEN Pavel	CZE			190.0	275.0		225.0	690.0
19	CECI Francesco	ITA	80.0	120.0	190.0	120.0		120.0	630.0
20	CANELON Hersony	VEN	325.0		110.0	1.0		175.0	611.0
21	KENNY Jason	GBR		500.0	110.0				610.0
22	HELAL Rayan	FRA				325.0		275.0	600.0
23	DUBCHENKO Aleksandr	RUS		120.0		175.0	130.0	175.0	600.0
24	SZALONTAY Sandor	HUN	175.0		110.0	80.0	225.0	1.0	591.0
25	OH Jeseok	KOR			110.0	80.0		400.0	590.0
26	LAVREYSEN Harrie	NED		250.0	325.0				575.0
27	KANG Shih Feng	TPE			190.0		250.0	120.0	560.0
28	LENDEL Vasilijus	LTU	80.0	80.0	190.0	1.0		205.0	556.0
29	VYNOKUROV Andrii	UKR	120.0	205.0		175.0			500.0
30	NOVIK Uladzislau	BLR	120.0	175.0		120.0		80.0	495.0
31	WATANABE Kazunari	JPC			190.0		300.0		490.0
32	TRUMAN Joseph	TIN			275.0	205.0			480.0
33	PERKINS Shane Alan	RUS	175.0		205.0		100.0		480.0
34	RAJKOWSKI Patryk	POL					275.0	190.0	465.0
35	LAFARGUE Quentin	FRA					450.0		450.0
36	FREITAS Kacio	BRA	190.0	80.0	50.0	80.0			400.0
37	JURCZYK Marc	GER	205.0					175.0	380.0
38	SAHROM Muhammad Shah Firdaus	MAS					375.0		375.0
39	XU Chao	CHN			225.0	120.0			345.0
40	ARCHAMBAULT Joel	PTM		175.0	50.0	120.0			345.0
41	RICHARDSON Matthew	AUS						300.0	300.0
42	BOTTICHER Stefan	GER			300.0				300.0
43	CONSTABLE Patrick	AUS		300.0					300.0



**Men's Keirin / Keirin hommes**
**World Cup Standings / Classement coupe du monde**

As of SAT 26 JAN 2019

Rank	Name	Team Code	Event No 1	Event No 2	Event No 3	Event No 4	Event No 5	Event No 6	Total Points
44	PERVIS Francois	FRA	275.0						275.0
45	BOTTASSO Leandro	ARG					130.0	120.0	250.0
46	OMELCHENKO Sergii	AZE	1.0	1.0	50.0	1.0	100.0	80.0	233.0
47	EILERS Joachim	GER				225.0			225.0
48	DAKIN Samuel	VNZ					205.0		205.0
49	SPIES Jean	RSA	1.0	80.0				120.0	201.0
50	BI Wenjun	CHN					100.0	80.0	180.0
51	DORNBACH Maximilian	GER		175.0					175.0
52	CECI Luca	TRD	175.0						175.0
53	JONAUSKAS Svajunas	LTU					175.0		175.0
53	PONOMARYOV Sergey	KAZ					175.0		175.0
55	WAMMES Nick	PTM					130.0		130.0
56	TJON EN FA Jair	SUR	120.0	1.0					121.0
57	WILLIAMS Zac	NZL						80.0	80.0
58	HSIAO Shih Hsin	TPE				80.0			80.0
59	VERDUGO OSUNA Edgar Ismael	MEX		80.0					80.0
60	LIPA Mateusz	POL			50.0				50.0
61	LAW Tsz Chun	HKG		1.0				1.0	2.0
62	LIGTLEE Sam	NED	1.0						1.0
62	LIU Kuan	CHN	1.0						1.0

**Men's Keirin / Keirin hommes**  
**Finals / Finales**  
**Results / Résultats**  
 Sat 26 Jan 2019 - Race distance: 6 laps

Rank	Race Number	Name	Team Code	Time Behind
				200m Time: 10.535
				Average Speed km/h: 68.344
<b>Final 1-6</b>				
1	97	BOS Theo	BCC	
2	201	KAWABATA Tomoyuki	JPC	+0.024
3	224	OH Jeseok	KOR	+0.083
4	207	NITTA Yudai	JPN	+0.133
5	219	VORZHEV Pavel	KAZ	+0.223
6	109	BARRETTE Hugo	CAN	REL
				200m Time: 10.674
				Average Speed km/h: 67.454
<b>Final 7-12</b>				
7	87	RICHARDSON Matthew	AUS	
8	148	HELAL Rayan	FRA	+0.090
9	141	PERALTA GASCON Juan	ESP	+0.558
10	133	KELEMEN Pavel	CZE	+0.697
11	246	LENDEL Vasilijus	LTU	+2.007
12	275	RAJKOWSKI Patryk	POL	REL
<b>Did not qualify from First round</b>				
13	159	JURCZYK Marc	GER	
13	286	DUBCHENKO Aleksandr	RUS	
13	304	BROWNE Kwesi	TTO	
13	322	CANELON Hersony	VEN	
17	80	BOTTASSO Leandro	ARG	
17	191	CECI Francesco	ITA	
17	284	SPIES Jean	RSA	
17	301	KANG Shih Feng	TPE	
21	96	OMELCHENKO Sergii	AZE	
21	103	NOVIK Uladzislau	BLR	
21	115	BI Wenjun	CHN	
21	264	WILLIAMS Zac	NZL	
25	177	LAW Tsz Chun	HKG	
25	182	SZALONTAY Sandor	HUN	

**No 109 BARRETTE Hugo (CAN)**

Relegation for not having held his/her line during the last 200 meters of the race  
 Déclassement pour ne pas avoir tenue sa ligne dans les 200 derniers mètres de l'épreuve

**No 275 RAJKOWSKI Patryk (POL)**

Relegation for entering the sprinter's lane when the opponent was already there  
 Déclassement pour être entré dans le couloir des sprinters alors que son adversaire s'y trouvait déjà

Communiqué approved by the Secretary of the Commissaires Panel:

**LEGEND**  
 REL Relegated

**Men's Keirin / Keirin hommes**  
**Finals / Finales**  
**Start List / Liste de départ**  
 Sat 26 Jan 2019 - Race distance: 6 laps

Race Number	Name	Team Code
<b>Final 7-12</b>		
87	RICHARDSON Matthew	AUS
133	KELEMEN Pavel	CZE
141	PERALTA GASCON Juan	ESP
148	HELAL Rayan	FRA
246	LENDEL Vasilijus	LTU
275	RAJKOWSKI Patryk	POL
<b>Final 1-6</b>		
97	BOS Theo	BCC
109	BARRETTE Hugo	CAN
201	KAWABATA Tomoyuki	JPC
207	NITTA Yudai	JPN
219	VORZHEV Pavel	KAZ
224	OH Jeseok	KOR

Communiqué approved by the Secretary of the Commissaires Panel:

.....

**Men's Keirin / Keirin hommes**  
**Second Round / Deuxième tour**  
**Results / Résultats**

Sat 26 Jan 2019 - Race distance: 6 laps

Rank	Race Number	Name	Team Code	Time Behind
				200m Time: 10.407
				Average Speed km/h: 69.184
<b>Heat 1</b>				
1	207	NITTA Yudai	JPN	
2	224	OH Jeseok	KOR	+0.217
3	219	VORZHEV Pavel	KAZ	+0.268
4	275	RAJKOWSKI Patryk	POL	+0.304
5	141	PERALTA GASCON Juan	ESP	+0.470
6	148	HELAL Rayan	FRA	+0.540
				200m Time: 10.369
				Average Speed km/h: 69.438
<b>Heat 2</b>				
1	97	BOS Theo	BCC	
2	109	BARRETTE Hugo	CAN	+0.033
3	201	KAWABATA Tomoyuki	JPC	+0.127
4	133	KELEMEN Pavel	CZE	+0.128
5	246	LENDEL Vasilijus	LTU	+0.539
6	87	RICHARDSON Matthew	AUS	+0.663

**Qualification Rule:**

The first three riders in each heat qualify to final 1-6, all other riders advance to final 7-12.

Communiqué approved by the Secretary of the Commissaires Panel:

**Men's Keirin / Keirin hommes**  
**Second Round / Deuxième tour**  
**Start List / Liste de départ**  
 Sat 26 Jan 2019 - Race distance: 6 laps

Race Number	Name	Team Code
<b>Heat 1</b>		
141	PERALTA GASCON Juan	ESP
148	HELAL Rayan	FRA
207	NITTA Yudai	JPN
219	VORZHEV Pavel	KAZ
224	OH Jeseok	KOR
275	RAJKOWSKI Patryk	POL
<b>Heat 2</b>		
87	RICHARDSON Matthew	AUS
97	BOS Theo	BCC
109	BARRETTE Hugo	CAN
133	KELEMEN Pavel	CZE
201	KAWABATA Tomoyuki	JPC
246	LENDEL Vasilijus	LTU

**Qualification Rule:**

The first three riders in each heat qualify to final 1-6, all other riders advance to final 7-12.

Communiqué approved by the Secretary of the Commissaires Panel:

**Men's Keirin / Keirin hommes**  
**First Round Repechage / Repêchage premier tour**  
**Results / Résultats**

Sat 26 Jan 2019 - Race distance: 6 laps

Rank	Race Number	Name	Team Code	Time Behind
				200m Time: 10.484
				Average Speed km/h: 68.676
<b>Heat 1</b>				
1	207	NITTA Yudai	JPN	
2	304	BROWNE Kwesi	TTO	+0.060
3	191	CECI Francesco	ITA	+0.078
4	103	NOVIK Uladzislau	BLR	+0.151
				200m Time: 10.269
				Average Speed km/h: 70.114
<b>Heat 2</b>				
1	246	LENDEL Vasilijus	LTU	
2	322	CANELON Hersony	VEN	+0.229
3	301	KANG Shih Feng	TPE	+0.242
4	264	WILLIAMS Zac	NZL	+1.195
				200m Time: 10.519
				Average Speed km/h: 68.448
<b>Heat 3</b>				
1	87	RICHARDSON Matthew	AUS	
2	159	JURCZYK Marc	GER	+0.032
3	80	BOTTASSO Leandro	ARG	+0.312
4	115	BI Wenjun	CHN	+1.474
5	177	LAW Tsz Chun	HKG	+3.244
				200m Time: 10.545
				Average Speed km/h: 68.279
<b>Heat 4</b>				
1	275	RAJKOWSKI Patryk	POL	
2	286	DUBCHENKO Aleksandr	RUS	+0.111
3	284	SPIES Jean	RSA	+0.156
4	96	OMELCHENKO Sergii	AZE	+0.309
5	182	SZALONTAY Sandor	HUN	+0.314

**Qualification Rule:**

The winner of each heat qualifies to the Second round.

Communiqué approved by the Secretary of the Commissaires Panel:



**Men's Keirin / Keirin hommes**  
**First Round Repechage / Repêchage premier tour**  
**Start List / Liste de départ**  
 Sat 26 Jan 2019 - Race distance: 6 laps

Race Number	Name	Team Code
<b>Heat 1</b>		
103	NOVIK Uladzislau	BLR
191	CECI Francesco	ITA
207	NITTA Yudai	JPN
304	BROWNE Kwesi	TTO
<b>Heat 2</b>		
246	LENDEL Vasilijus	LTU
264	WILLIAMS Zac	NZL
301	KANG Shih Feng	TPE
322	CANELON Hersony	VEN
<b>Heat 3</b>		
80	BOTTASSO Leandro	ARG
87	RICHARDSON Matthew	AUS
115	BI Wenjun	CHN
159	JURCZYK Marc	GER
177	LAW Tsz Chun	HKG
<b>Heat 4</b>		
96	OMELCHENKO Sergii	AZE
182	SZALONTAY Sandor	HUN
275	RAJKOWSKI Patryk	POL
284	SPIES Jean	RSA
286	DUBCHENKO Aleksandr	RUS

**Qualification Rule:**

The winner of each heat qualifies to the Second round.

Communiqué approved by the Secretary of the Commissaires Panel:

.....

**Men's Keirin / Keirin hommes**  
**First Round / Premier tour**  
**Results / Résultats**

Sat 26 Jan 2019 - Race distance: 6 laps

Rank	Race Number	Name	Team Code	Time Behind
				200m Time: 10.527
				Average Speed km/h: 68.396
<b>Heat 1</b>				
1	148	HELAL Rayan	FRA	
2	133	KELEMEN Pavel	CZE	+0.018
3	207	NITTA Yudai	JPN	+0.050
4	284	SPIES Jean	RSA	+0.060
5	177	LAW Tsz Chun	HKG	+0.199
6	322	CANELON Hersony	VEN	+0.314
7	96	OMELCHENKO Sergii	AZE	+0.393
				200m Time: 10.607
				Average Speed km/h: 67.880
<b>Heat 2</b>				
1	97	BOS Theo	BCC	
2	141	PERALTA GASCON Juan	ESP	+0.013
3	264	WILLIAMS Zac	NZL	+0.788
4	80	BOTTASSO Leandro	ARG	+0.799
5	286	DUBCHENKO Aleksandr	RUS	+1.012
6	304	BROWNE Kwesi	TTO	+2.290
7	115	BI Wenjun	CHN	+2.488
				200m Time: 10.419
				Average Speed km/h: 69.105
<b>Heat 3</b>				
1	201	KAWABATA Tomoyuki	JPC	
2	219	VORZHEV Pavel	KAZ	+0.046
3	159	JURCZYK Marc	GER	+0.170
4	246	LENDEL Vasilijus	LTU	+0.256
5	191	CECI Francesco	ITA	+0.426
6	275	RAJKOWSKI Patryk	POL	+0.647
				200m Time: 10.392
				Average Speed km/h: 69.284
<b>Heat 4</b>				
1	224	OH Jeseok	KOR	
2	109	BARRETTE Hugo	CAN	+0.060
3	182	SZALONTAY Sandor	HUN	+0.189
4	103	NOVIK Uladzislau	BLR	+0.279
5	301	KANG Shih Feng	TPE	+0.426
6	87	RICHARDSON Matthew	AUS	+2.206

**Qualification Rule:**

The first two riders in each heat qualify to the Second round, all other riders advance to the First round repechages.

Communiqué approved by the Secretary of the Commissaires Panel:

**Men's Keirin / Keirin hommes**  
**First Round / Premier tour**  
**Start List / Liste de départ**  
 Sat 26 Jan 2019 - Race distance: 6 laps

Race Number	Name	Team Code
<b>Heat 1</b>		
96	OMELCHENKO Sergii	AZE
133	KELEMEN Pavel	CZE
148	HELAL Rayan	FRA
177	LAW Tsz Chun	HKG
207	NITTA Yudai	JPN
284	SPIES Jean	RSA
322	CANELON Hersony	VEN
<b>Heat 2</b>		
80	BOTTASSO Leandro	ARG
97	BOS Theo	BCC
115	BI Wenjun	CHN
141	PERALTA GASCON Juan	ESP
264	WILLIAMS Zac	NZL
286	DUBCHENKO Aleksandr	RUS
304	BROWNE Kwesi	TTO
<b>Heat 3</b>		
159	JURCZYK Marc	GER
191	CECI Francesco	ITA
201	KAWABATA Tomoyuki	JPC
219	VORZHEV Pavel	KAZ
246	LENDEL Vasilijus	LTU
275	RAJKOWSKI Patryk	POL
<b>Heat 4</b>		
87	RICHARDSON Matthew	AUS
103	NOVIK Uladzislau	BLR
109	BARRETTE Hugo	CAN
182	SZALONTAY Sandor	HUN
224	OH Jeseok	KOR
301	KANG Shih Feng	TPE

**Qualification Rule:**

The first two riders in each heat qualify to the Second round, all other riders advance to the First round repechages.

Communiqué approved by the Secretary of the Commissaires Panel:

.....

**Men's Team Pursuit / Poursuite par équipe hommes**
**World Cup Standings / Classement coupe du monde**

As of FRI 25 JAN 2019

<b>Event No 1</b>	Saint-Quentin-en-Yvelines (FRA)	19-21 OCT 2018
<b>Event No 2</b>	Milton (CAN)	26-28 OCT 2018
<b>Event No 3</b>	Berlin (GER)	30 NOV-2 DEC 2018
<b>Event No 4</b>	London (GBR)	14-16 DEC 2018
<b>Event No 5</b>	Cambridge (NZL)	18-20 JAN 2019
<b>Event No 6</b>	Hong-Kong (HKG)	25-27 JAN 2019

Rank	Name	Team Code	Event No 1	Event No 2	Event No 3	Event No 4	Event No 5	Event No 6	Total Points
1	ITALY	ITA	800.0	500.0	500.0	750.0	650.0	1000.0	4200.0
2	DENMARK	DEN	1000.0	1000.0	900.0	700.0			3600.0
3	HUUB WATTBIKE TEST TEAM	HUB	750.0	900.0	750.0	1000.0			3400.0
4	GREAT BRITAIN	GBR	900.0	800.0	700.0	800.0			3200.0
5	GERMANY	GER	700.0	650.0	650.0	550.0		550.0	3100.0
6	SWITZERLAND	SUI	410.0	450.0	290.0		800.0	700.0	2650.0
7	FRANCE	FRA	600.0	750.0		500.0		750.0	2600.0
8	BELGIUM	BEL	450.0	600.0	600.0	900.0			2550.0
9	AUSTRALIA	AUS			1000.0		700.0	800.0	2500.0
10	RUSSIAN FEDERATION	RUS	550.0	410.0	550.0		550.0	410.0	2470.0
11	CANADA	CAN		700.0	800.0		900.0		2400.0
12	POLAND	POL	500.0	320.0	410.0	650.0		500.0	2380.0
13	NEW ZEALAND	NZL	650.0	550.0			1000.0		2200.0
14	UNITED STATES OF AMERICA	USA		380.0			750.0	900.0	2030.0
15	KOREA	KOR			450.0	600.0		600.0	1650.0
16	UKRAINE	UKR	320.0		260.0		450.0	320.0	1350.0
17	JAPAN	JPN		290.0			600.0	450.0	1340.0
18	PEOPLE'S REPUBLIC OF CHINA	CHN				450.0	410.0	290.0	1150.0
19	BELARUS	BLR	380.0		350.0			380.0	1110.0
20	LOKOSPHINX	LOK			380.0			650.0	1030.0
21	TEAM VANTAGE NEW ZEALAND TRACK TRA.	VNZ					500.0	350.0	850.0
22	TRACK-TEAM BRANDENBURG	TTB	350.0		320.0				670.0
23	KAZAKHSTAN	KAZ			240.0			260.0	500.0
24	P2M	PTM		350.0					350.0
25	MARATHON-TULA CYCLING TEAM	MCT			220.0				220.0

**Men's Team Pursuit / Poursuite par équipe hommes**  
**Finals / Finales**  
**Results and Final Classification / Résultats et classement final**  
 Fri 25 Jan 2019 - Race distance: 4000m

<b>World Record</b>	3:49.804 AUSTRALIA	Brisbane (AUS)	5 APR 2018
---------------------	--------------------	----------------	------------

Rank	Team / Name	1000m	2000m 1000-2000	3000m 2000-3000	Time 3000-4000	Average Speed km/h
------	-------------	-------	--------------------	--------------------	-------------------	--------------------------

**Final for Gold**

<b>GOLD</b>	<b>1 ITA - Italy</b>	1:02.982 (1)	1:59.719 (1)	2:56.459 (1)	<b>3:53.478</b>	61.676
	41 BERTAZZO Liam		56.737 (1)	56.740 (1)	57.019 (1)	
	42 LAMON Francesco					
	192 GANNA Filippo					
	193 PLEBANI Davide					(X)

<b>SILVER</b>	<b>2 USA - United States</b>	1:03.400 (2)	2:00.513 (2)	3:00.657 (2)	<b>3:59.215</b>	60.197
	318 SUMMERHILL Daniel		57.113 (2)	1:00.144 (2)	58.558 (2)	
	316 LAMBIE Ashton					
	317 LANGE Colby					
	319 YOUNG Eric					(X)

**Final for Bronze**

<b>BRONZE</b>	<b>3 AUS - Australia</b>	1:02.932 (1)	1:59.996 (1)	2:58.513 (1)	<b>3:57.423</b>	60.651
	88 SLATTERY Godfrey		57.064 (1)	58.517 (1)	58.910 (1)	
	83 DRIZNERS Jarrad					(X)
	84 LEAHY Conor					
	86 PLAPP Lucas					

	<b>4 FRA - France</b>	1:03.088 (2)	2:00.313 (2)	2:59.118 (2)	<b>3:58.738</b>	60.317
	25 THOMAS Benjamin		57.225 (2)	58.805 (2)	59.620 (2)	
	24 TABELLION Valentin					(X)
	147 DAVY Clement					
	150 MAITRE Florian					

**Placed after First Round**

- 5 SUI - Switzerland**
  - 65 FROIDEVAUX Robin
  - 66 IMHOF Claudio
  - 297 SCHMID Mauro
  - 299 THIEBAUD Valere
- 6 LOK - Lokosphinx**
  - 240 MUKHOMEDIAROV Dmitrii
  - 242 SMIRNOV Ivan
  - 243 SVESHNIKOV Kirill
  - 244 SYRITSA Gleb
- 7 KOR - Republic of Korea**
  - 221 IM Jaeyeon
  - 223 MIN Kyeongho
  - 225 PARK Sanghoon
  - 226 SHIN Dongin
- 8 GER - Germany**
  - 157 GROSS Felix
  - 160 ROHDE Leon
  - 156 FRAHM Jasper
  - 163 WEINSTEIN Domenic

**Men's Team Pursuit / Poursuite par équipe hommes**  
**Finals / Finales**  
**Results and Final Classification / Résultats et classement final**  
 Fri 25 Jan 2019 - Race distance: 4000m

Rank	Team / Name	1000m	2000m 1000-2000	3000m 2000-3000	Time 3000-4000	Average Speed km/h
------	-------------	-------	--------------------	--------------------	-------------------	--------------------------

*Did not qualify first round*

- 9 POL - Poland**
  - 57 KRAWCZYK Szymon
  - 273 KAISER Adrian
  - 276 RUDYK Bartosz
  - 277 TEKLINSKI Adrian
- 10 JPN - Japan**
  - 46 IMAMURA Shunsuke
  - 203 CHIKATANI Ryo
  - 205 ICHIMARU Shogo
  - 208 SAWADA Keitaro
- 11 RUS - Russian Federation**
  - 288 KULIKOV Vladislav
  - 287 EVTUSHENKO Alexander
  - 289 KURBATOV Aleksei
  - 290 MANAKOV Viktor
- 12 BLR - Belarus**
  - 10 KARALIOK Yauheni
  - 11 TSISHKOU Raman
  - 102 AKHRAMENKA Yauheni
  - 104 SHEMETAU Mikhail
- 13 VNZ - Team Vantage New Zealand Track Trade Team**
  - 323 JACKSON George
  - 324 O'DONNELL Bailey
  - 325 STRONG Corbin
  - 326 TREYMANE Jarred
- 14 UKR - Ukraine**
  - 71 GLADYSH Roman
  - 72 HRYNIV Vitaliy
  - 307 DZHUS Volodymyr
  - 309 SHCHERBAN Vladyslav
- 15 CHN - China**
  - 116 CHEN Zhiwen
  - 117 GUO Liang
  - 119 SHI Yahui
  - 123 ZHOU Hongfei
- 16 KAZ - Kazakhstan**
  - 49 ZAKHAROV Artyom
  - 215 GAINEYEV Robert
  - 218 TURAR Assylkhan
  - 220 ZHUMAKAN Alisher

Communiqué approved by the Secretary of the Commissaires Panel:

<b>LEGEND</b>
(X) Rider pulled out before the finish



25-27 January 2019

**Men's Team Pursuit / Poursuite par équipe hommes**  
**Finals / Finales**  
**Race Analysis / Analyse de course**

**GOLD**

USA - United States				ITA - Italy			
Distance	Time	Rank	Lap Time	Distance	Time	Rank	Lap Time
125m	13.310	2		125m	13.177	1	
250m	20.900	2	20.900	250m	20.714	1	20.714
375m	27.855	2		375m	27.727	1	
500m	34.812	2	13.912	500m	34.762	1	14.048
625m	41.722	1		625m	41.792	2	
750m	48.895	2	14.083	750m	48.828	1	14.066
875m	56.039	2		875m	55.863	1	
1000m	1:03.400	2	14.505	1000m	1:02.982	1	14.154
1125m	1:10.497	2		1125m	1:10.021	1	
1250m	1:17.629	2	14.229	1250m	1:17.056	1	14.074
1375m	1:24.700	2		1375m	1:24.232	1	
1500m	1:31.779	2	14.150	1500m	1:31.321	1	14.265
1625m	1:38.889	2		1625m	1:38.437	1	
1750m	1:45.994	2	14.215	1750m	1:45.542	1	14.221
1875m	1:53.231	2		1875m	1:52.627	1	
2000m	2:00.513	2	14.519	2000m	1:59.719	1	14.177
2125m	2:07.840	2		2125m	2:06.923	1	
2250m	2:15.456	2	14.943	2250m	2:13.932	1	14.213
2375m	2:22.947	2		2375m	2:20.846	1	
2500m	2:30.542	2	15.086	2500m	2:27.834	1	13.902
2625m	2:38.323	2		2625m	2:34.841	1	
2750m	2:45.818	2	15.276	2750m	2:41.932	1	14.098
2875m	2:53.259	2		2875m	2:49.224	1	
3000m	3:00.657	2	14.839	3000m	2:56.459	1	14.527
3125m	3:07.980	2		3125m	3:03.824	1	
3250m	3:15.295	2	14.638	3250m	3:10.931	1	14.472
3375m	3:22.588	2		3375m	3:18.020	1	
3500m	3:29.826	2	14.531	3500m	3:25.214	1	14.283
3625m	3:37.071	2		3625m	3:32.211	1	
3750m	3:44.412	2	14.586	3750m	3:39.275	1	14.061
3875m	3:51.726	2		3875m	3:46.328	1	
4000m	3:59.215	2	14.803	4000m	3:53.478	1	14.203

25-27 January 2019

**Men's Team Pursuit / Poursuite par équipe hommes**  
**Finals / Finales**  
**Race Analysis / Analyse de course**

**BRONZE**

AUS - Australia				FRA - France			
Distance	Time	Rank	Lap Time	Distance	Time	Rank	Lap Time
125m	12.873	1		125m	12.979	2	
250m	20.362	1	20.362	250m	20.603	2	20.603
375m	27.459	1		375m	27.668	2	
500m	34.400	1	14.038	500m	34.718	2	14.115
625m	41.520	1		625m	41.740	2	
750m	48.655	1	14.255	750m	48.800	2	14.082
875m	55.749	1		875m	56.013	2	
1000m	1:02.932	1	14.277	1000m	1:03.088	2	14.288
1125m	1:09.987	1		1125m	1:10.135	2	
1250m	1:17.056	1	14.124	1250m	1:17.341	2	14.253
1375m	1:24.113	1		1375m	1:24.413	2	
1500m	1:31.283	1	14.227	1500m	1:31.523	2	14.182
1625m	1:38.390	1		1625m	1:38.844	2	
1750m	1:45.539	1	14.256	1750m	1:45.962	2	14.439
1875m	1:52.803	1		1875m	1:53.212	2	
2000m	1:59.996	1	14.457	2000m	2:00.313	2	14.351
2125m	2:07.158	1		2125m	2:07.479	2	
2250m	2:14.553	1	14.557	2250m	2:14.809	2	14.496
2375m	2:21.831	1		2375m	2:22.086	2	
2500m	2:29.131	1	14.578	2500m	2:29.574	2	14.765
2625m	2:36.397	1		2625m	2:36.876	2	
2750m	2:43.849	1	14.718	2750m	2:44.192	2	14.618
2875m	2:51.148	1		2875m	2:51.670	2	
3000m	2:58.513	1	14.664	3000m	2:59.118	2	14.926
3125m	3:05.892	1		3125m	3:06.732	2	
3250m	3:13.383	1	14.870	3250m	3:14.046	2	14.928
3375m	3:20.702	1		3375m	3:21.327	2	
3500m	3:27.996	1	14.613	3500m	3:28.815	2	14.769
3625m	3:35.235	1		3625m	3:36.150	2	
3750m	3:42.661	1	14.665	3750m	3:43.718	2	14.903
3875m	3:49.972	1		3875m	3:51.156	2	
4000m	3:57.423	3	14.762	4000m	3:58.738	4	15.020

Communiqué approved by the Secretary of the Commissaires Panel:

25-27 January 2019

Communiqué no. 48 Rectificatif 1

**Men's Team Pursuit / Poursuite par équipe hommes**  
**Finals / Finales**  
**Start List / Liste de départ**  
 Fri 25 Jan 2019 - Race distance: 4000m

<b>World Record</b>	3:49.804 AUSTRALIA	Brisbane (AUS)	5 APR 2018
---------------------	--------------------	----------------	------------

Heat	Race Number	Team / Name	Time
FOR BRONZE		<b>AUS - Australia</b>	_____
	88	SLATTERY Godfrey	
	83	DRIZNERS Jarrad	
	84	LEAHY Conor	
	86	PLAPP Lucas	
		<b>FRA - France</b>	_____
	25	THOMAS Benjamin	
	24	TABELLION Valentin	
	147	DAVY Clement	
	150	MAITRE Florian	
FOR GOLD		<b>USA - United States</b>	_____
	318	SUMMERHILL Daniel	
	316	LAMBIE Ashton	
	317	LANGE Colby	
	319	YOUNG Eric	
		<b>ITA - Italy</b>	_____
	41	BERTAZZO Liam	
	42	LAMON Francesco	
	192	GANNA Filippo	
	193	PLEBANI Davide	

Communiqué approved by the Secretary of the Commissaires Panel:

.....

**Note:**

The composition of the teams may be subject to change up to one hour before the start of the race.

**Men's Team Pursuit / Poursuite par équipe hommes**  
**First Round / Premier tour**  
**Results / Résultats**

Fri 25 Jan 2019 - Race distance: 4000m

<b>World Record</b>	3:49.804 AUSTRALIA	Brisbane (AUS)	5 APR 2018
---------------------	--------------------	----------------	------------

Heat	Rank	Team / Name	1000m	2000m 1000-2000	3000m 2000-3000	Time 3000-4000	Average Speed km/h	
1	<b>1</b>	<b>LOK - Lokosphinx</b>	1:03.514 (1)	2:01.076 (2)	2:59.243 (1)	<b>3:59.377</b>	60.156	
		240 MUKHOMEDIAROV Dmitrii		57.562 (2)	58.167 (1)	1:00.134 (1)		
		242 SMIRNOV Ivan						
		243 SVESHNIKOV Kirill						
		244 SYRITSA Gleb						(X)
	<b>2</b>	<b>KOR - Republic of Korea</b>	1:03.571 (2)	2:00.511 (1)	2:59.766 (2)	<b>4:00.723</b>	59.820	
		221 IM Jaeyeon		56.940 (1)	59.255 (2)	1:00.957 (2)		
		223 MIN Kyeongho						(X)
		225 PARK Sanghoon						
		226 SHIN Dongin						
2	<b>1</b>	<b>AUS - Australia</b>	1:03.213 (1)	1:59.422 (1)	2:56.721 (1)	<b>3:53.889</b>	61.568	QB
		83 DRIZNERS Jarrad		56.209 (1)	57.299 (1)	57.168 (1)		
		84 LEAHY Conor						
		86 PLAPP Lucas						
		3 WELSFORD Sam						
	<b>2</b>	<b>SUI - Switzerland</b>	1:04.347 (2)	2:01.400 (2)	2:58.895 (2)	<b>3:57.059</b>	60.744	
		65 FROIDEVAUX Robin		57.053 (2)	57.495 (2)	58.164 (2)		
		66 IMHOF Claudio						
		297 SCHMID Mauro						
		299 THIEBAUD Valere						
3	<b>1</b>	<b>USA - United States</b>	1:02.816 (1)	2:00.661 (2)	2:57.908 (2)	<b>3:54.358</b>	61.444	QG
		315 HOOVER Gavin		57.845 (2)	57.247 (2)	56.450 (1)		
		316 LAMBIE Ashton						
		317 LANGE Colby						
		319 YOUNG Eric						(X)
	<b>2</b>	<b>FRA - France</b>	1:03.254 (2)	2:00.400 (1)	2:57.595 (1)	<b>3:56.045</b>	61.005	QB
		25 THOMAS Benjamin		57.146 (1)	57.195 (1)	58.450 (2)		
		146 COSTEPLANE Aurelien						(X)
		147 DAVY Clement						
		150 MAITRE Florian						
4	<b>1</b>	<b>ITA - Italy</b>	1:03.647 (2)	2:00.502 (2)	2:57.017 (1)	<b>3:55.383</b>	61.177	QG
		41 BERTAZZO Liam		56.855 (1)	56.515 (1)	58.366 (1)		
		42 LAMON Francesco						
		192 GANNA Filippo						
		194 SCARTEZZINI Michele						(X)
	<b>2</b>	<b>GER - Germany</b>	1:03.444 (1)	2:00.382 (1)	2:59.307 (2)	<b>4:02.193</b>	59.457	
		157 GROSS Felix		56.938 (2)	58.925 (2)	1:02.886 (2)		
		160 ROHDE Leon						
		156 FRAHM Jasper						(X)
		163 WEINSTEIN Domenic						

**Men's Team Pursuit / Poursuite par équipe hommes**  
**First Round / Premier tour**  
**Results / Résultats**

Fri 25 Jan 2019 - Race distance: 4000m

Heat	Rank	Team / Name	1000m	2000m 1000-2000	3000m 2000-3000	Time 3000-4000	Average Speed km/h
------	------	-------------	-------	--------------------	--------------------	-------------------	--------------------------

**Qualification Rule:**

The winners of heats 3 and 4 in the First round ride the final for the gold and silver medals.  
 The remaining six teams will be ranked by their times in the First round and will be paired as follows:  
 The two fastest teams ride the final for the bronze medal.

Communiqué approved by the Secretary of the Commissaires Panel:

<b>LEGEND</b>				
(X)	Rider pulled out before the finish	<b>QB</b>	Qualified for Bronze	<b>QG</b> Qualified for Gold

25-27 January 2019

**Men's Team Pursuit / Poursuite par équipe hommes**  
**First Round / Premier tour**  
**Race Analysis / Analyse de course**

**Heat 1**

KOR - Republic of Korea				LOK - Lokosphinx			
Distance	Time	Rank	Lap Time	Distance	Time	Rank	Lap Time
125m	13.276	2		125m	12.836	1	
250m	21.032	2	21.032	250m	20.451	1	20.451
375m	28.220	2		375m	27.686	1	
500m	35.316	2	14.284	500m	34.883	1	14.432
625m	42.297	2		625m	41.995	1	
750m	49.404	2	14.088	750m	49.264	1	14.381
875m	56.478	2		875m	56.347	1	
1000m	1:03.571	2	14.167	1000m	1:03.514	1	14.250
1125m	1:10.685	2		1125m	1:10.606	1	
1250m	1:17.685	1	14.114	1250m	1:17.812	2	14.298
1375m	1:24.835	1		1375m	1:24.936	2	
1500m	1:31.965	1	14.280	1500m	1:32.173	2	14.361
1625m	1:39.005	1		1625m	1:39.319	2	
1750m	1:46.077	1	14.112	1750m	1:46.599	2	14.426
1875m	1:53.299	1		1875m	1:53.781	2	
2000m	2:00.511	1	14.434	2000m	2:01.076	2	14.477
2125m	2:07.811	1		2125m	2:08.274	2	
2250m	2:14.907	1	14.396	2250m	2:15.643	2	14.567
2375m	2:22.100	1		2375m	2:22.805	2	
2500m	2:29.455	1	14.548	2500m	2:30.112	2	14.469
2625m	2:36.865	1		2625m	2:37.307	2	
2750m	2:44.524	1	15.069	2750m	2:44.641	2	14.529
2875m	2:52.026	2		2875m	2:51.849	1	
3000m	2:59.766	2	15.242	3000m	2:59.243	1	14.602
3125m	3:07.200	2		3125m	3:06.764	1	
3250m	3:14.715	2	14.949	3250m	3:14.161	1	14.918
3375m	3:22.234	2		3375m	3:21.525	1	
3500m	3:30.057	2	15.342	3500m	3:29.083	1	14.922
3625m	3:37.996	2		3625m	3:36.538	1	
3750m	3:45.575	2	15.518	3750m	3:44.204	1	15.121
3875m	3:53.094	2		3875m	3:51.921	1	
4000m	4:00.723	2	15.148	4000m	3:59.377	1	15.173



25-27 January 2019

**Men's Team Pursuit / Poursuite par équipe hommes**  
**First Round / Premier tour**  
**Race Analysis / Analyse de course**

**Heat 2**

SUI - Switzerland				AUS - Australia			
Distance	Time	Rank	Lap Time	Distance	Time	Rank	Lap Time
125m	13.495	2		125m	13.153	1	
250m	21.488	2	21.488	250m	20.779	1	20.779
375m	28.816	2		375m	27.961	1	
500m	36.033	2	14.545	500m	34.978	1	14.199
625m	43.119	2		625m	42.056	1	
750m	50.305	2	14.272	750m	49.063	1	14.085
875m	57.340	2		875m	56.092	1	
1000m	1:04.347	2	14.042	1000m	1:03.213	1	14.150
1125m	1:11.472	2		1125m	1:10.167	1	
1250m	1:18.441	2	14.094	1250m	1:17.102	1	13.889
1375m	1:25.382	2		1375m	1:24.032	1	
1500m	1:32.533	2	14.092	1500m	1:31.093	1	13.991
1625m	1:39.662	2		1625m	1:38.101	1	
1750m	1:46.946	2	14.413	1750m	1:45.153	1	14.060
1875m	1:54.136	2		1875m	1:52.366	1	
2000m	2:01.400	2	14.454	2000m	1:59.422	1	14.269
2125m	2:08.520	2		2125m	2:06.492	1	
2250m	2:15.623	2	14.223	2250m	2:13.650	1	14.228
2375m	2:22.727	2		2375m	2:20.812	1	
2500m	2:29.968	2	14.345	2500m	2:28.013	1	14.363
2625m	2:37.141	2		2625m	2:35.322	1	
2750m	2:44.311	2	14.343	2750m	2:42.478	1	14.465
2875m	2:51.513	2		2875m	2:49.589	1	
3000m	2:58.895	2	14.584	3000m	2:56.721	1	14.243
3125m	3:06.081	2		3125m	3:03.984	1	
3250m	3:13.411	2	14.516	3250m	3:11.151	1	14.430
3375m	3:20.632	2		3375m	3:18.328	1	
3500m	3:28.001	2	14.590	3500m	3:25.634	1	14.483
3625m	3:35.144	2		3625m	3:32.718	1	
3750m	3:42.459	2	14.458	3750m	3:39.781	1	14.147
3875m	3:49.683	2		3875m	3:46.829	1	
4000m	3:57.059	2	14.600	4000m	3:53.889	1	14.108

25-27 January 2019

**Men's Team Pursuit / Poursuite par équipe hommes**  
**First Round / Premier tour**  
**Race Analysis / Analyse de course**

**Heat 3**

USA - United States				FRA - France			
Distance	Time	Rank	Lap Time	Distance	Time	Rank	Lap Time
125m	13.190	2		125m	13.085	1	
250m	20.812	2	20.812	250m	20.698	1	20.698
375m	27.884	1		375m	27.892	2	
500m	34.707	1	13.895	500m	35.049	2	14.351
625m	41.591	1		625m	42.055	2	
750m	48.532	1	13.825	750m	49.055	2	14.006
875m	55.643	1		875m	56.183	2	
1000m	1:02.816	1	14.284	1000m	1:03.254	2	14.199
1125m	1:10.151	1		1125m	1:10.329	2	
1250m	1:17.255	1	14.439	1250m	1:17.553	2	14.299
1375m	1:24.453	1		1375m	1:24.617	2	
1500m	1:31.632	1	14.377	1500m	1:31.667	2	14.114
1625m	1:38.813	2		1625m	1:38.746	1	
1750m	1:46.067	2	14.435	1750m	1:45.972	1	14.305
1875m	1:53.370	2		1875m	1:53.125	1	
2000m	2:00.661	2	14.594	2000m	2:00.400	1	14.428
2125m	2:08.016	2		2125m	2:07.420	1	
2250m	2:15.110	2	14.449	2250m	2:14.447	1	14.047
2375m	2:22.216	2		2375m	2:21.511	1	
2500m	2:29.257	2	14.147	2500m	2:28.705	1	14.258
2625m	2:36.377	2		2625m	2:35.805	1	
2750m	2:43.685	2	14.428	2750m	2:43.003	1	14.298
2875m	2:50.747	2		2875m	2:50.382	1	
3000m	2:57.908	2	14.223	3000m	2:57.595	1	14.592
3125m	3:04.992	1		3125m	3:05.017	2	
3250m	3:12.065	1	14.157	3250m	3:12.485	2	14.890
3375m	3:19.166	1		3375m	3:19.577	2	
3500m	3:26.208	1	14.143	3500m	3:26.695	2	14.210
3625m	3:33.284	1		3625m	3:33.853	2	
3750m	3:40.356	1	14.148	3750m	3:41.286	2	14.591
3875m	3:47.346	1		3875m	3:48.708	2	
4000m	3:54.358	1	14.002	4000m	3:56.045	2	14.759

25-27 January 2019

**Men's Team Pursuit / Poursuite par équipe hommes**  
**First Round / Premier tour**  
**Race Analysis / Analyse de course**

**Heat 4**

ITA - Italy				GER - Germany			
Distance	Time	Rank	Lap Time	Distance	Time	Rank	Lap Time
125m	13.170	2		125m	13.152	1	
250m	20.725	1	20.725	250m	20.898	2	20.898
375m	27.820	1		375m	28.158	2	
500m	34.977	1	14.252	500m	35.344	2	14.446
625m	42.113	1		625m	42.356	2	
750m	49.251	1	14.274	750m	49.336	2	13.992
875m	56.407	2		875m	56.343	1	
1000m	1:03.647	2	14.396	1000m	1:03.444	1	14.108
1125m	1:10.718	2		1125m	1:10.462	1	
1250m	1:17.826	2	14.179	1250m	1:17.574	1	14.130
1375m	1:25.114	2		1375m	1:24.737	1	
1500m	1:32.234	2	14.408	1500m	1:32.034	1	14.460
1625m	1:39.290	2		1625m	1:39.107	1	
1750m	1:46.307	2	14.073	1750m	1:46.123	1	14.089
1875m	1:53.341	2		1875m	1:53.184	1	
2000m	2:00.502	2	14.195	2000m	2:00.382	1	14.259
2125m	2:07.440	1		2125m	2:07.446	2	
2250m	2:14.358	1	13.856	2250m	2:14.582	2	14.200
2375m	2:21.410	1		2375m	2:21.919	2	
2500m	2:28.395	1	14.037	2500m	2:29.211	2	14.629
2625m	2:35.418	1		2625m	2:36.728	2	
2750m	2:42.447	1	14.052	2750m	2:44.243	2	15.032
2875m	2:49.644	1		2875m	2:51.674	2	
3000m	2:57.017	1	14.570	3000m	2:59.307	2	15.064
3125m	3:04.190	1		3125m	3:06.989	2	
3250m	3:11.288	1	14.271	3250m	3:14.893	2	15.586
3375m	3:18.570	1		3375m	3:22.740	2	
3500m	3:25.705	1	14.417	3500m	3:30.526	2	15.633
3625m	3:32.921	1		3625m	3:38.339	2	
3750m	3:40.206	1	14.501	3750m	3:46.293	2	15.767
3875m	3:47.807	1		3875m	3:54.204	2	
4000m	3:55.383	1	15.177	4000m	4:02.193	2	15.900

Communiqué approved by the Secretary of the Commissaires Panel:

**Men's Team Pursuit / Poursuite par équipe hommes**  
**First Round / Premier tour**  
**Start List / Liste de départ**  
 Fri 25 Jan 2019 - Race distance: 4000m

<b>World Record</b>	3:49.804 AUSTRALIA	Brisbane (AUS)	5 APR 2018
---------------------	--------------------	----------------	------------

Heat	Race Number	Team / Name	Time
1		<b>KOR - Republic of Korea</b>	_____
	221	IM Jaeyeon	
	223	MIN Kyeongho	
	225	PARK Sanghoon	
	226	SHIN Dongin	
		<b>LOK - Lokosphinx</b>	_____
	240	MUKHOMEDIAROV Dmitrii	
	242	SMIRNOV Ivan	
	243	SVESHNIKOV Kirill	
	244	SYRITSA Gleb	
2		<b>SUI - Switzerland</b>	_____
	65	FROIDEVAUX Robin	
	66	IMHOF Claudio	
	297	SCHMID Mauro	
	299	THIEBAUD Valere	
		<b>AUS - Australia</b>	_____
	83	DRIZNERS Jarrad	
	84	LEAHY Conor	
	86	PLAPP Lucas	
	3	WELSFORD Sam	
3		<b>USA - United States</b>	_____
	315	HOOVER Gavin	
	316	LAMBIE Ashton	
	317	LANGE Colby	
	319	YOUNG Eric	
		<b>FRA - France</b>	_____
	25	THOMAS Benjamin	
	146	COSTEPLANE Aurelien	
	147	DAVY Clement	
	150	MAITRE Florian	

**Men's Team Pursuit / Poursuite par équipe hommes**  
**First Round / Premier tour**  
**Start List / Liste de départ**  
 Fri 25 Jan 2019 - Race distance: 4000m

Heat	Race Number	Team / Name	Time
4		<b>ITA - Italy</b>	_____
	41	BERTAZZO Liam	
	42	LAMON Francesco	
	192	GANNA Filippo	
	194	SCARTEZZINI Michele	
		<b>GER - Germany</b>	_____
	157	GROSS Felix	
	160	ROHDE Leon	
	156	FRAHM Jasper	
	163	WEINSTEIN Domenic	

**Qualification Rule:**

The winners of heats 3 and 4 in the First round ride the final for the gold and silver medals.  
 The remaining six teams will be ranked by their times in the First round and will be paired as follows:  
 The two fastest teams ride the final for the bronze medal.

Communiqué approved by the Secretary of the Commissaires Panel:

.....

**Note:**

The composition of the teams may be subject to change up to one hour before the start of the race.

25-27 January 2019

Communiqué no. 45

**Men's Team Pursuit / Poursuite par équipe hommes**  
**Qualifying / Qualifications**  
**Results / Résultats**

Thu 24 Jan 2019 - Race distance: 4000m

<b>World Record</b>	3:49.804 AUSTRALIA	Brisbane (AUS)	5 APR 2018
---------------------	--------------------	----------------	------------

Rank	Team / Name	1000m	2000m 1000-2000	3000m 2000-3000	Time 3000-4000	Average Speed km/h
<b>1</b>	<b>ITA - Italy</b>	1:04.472 (3)	2:02.556 (2)	2:59.762 (1)	<b>3:57.660</b>	60.591
	41 BERTAZZO Liam		58.084 (4)	57.206 (1)	57.898 (2)	
	42 LAMON Francesco					
	192 GANNA Filippo					
	194 SCARTEZZINI Michele	(X)				
<b>2</b>	<b>USA - United States</b>	1:05.050 (8)	2:03.126 (5)	3:01.459 (5)	<b>3:59.127</b>	60.219
	315 HOOVER Gavin		58.076 (3)	58.333 (3)	57.668 (1)	
	316 LAMBIE Ashton					
	317 LANGE Colby					
	319 YOUNG Eric					
<b>3</b>	<b>FRA - France</b>	1:04.170 (1)	2:01.884 (1)	3:00.267 (2)	<b>3:59.709</b>	60.073
	25 THOMAS Benjamin		57.714 (1)	58.383 (4)	59.442 (7)	
	146 COSTEPLANE Aurelien	(X)				
	147 DAVY Clement					
	150 MAITRE Florian					
<b>4</b>	<b>GER - Germany</b>	1:05.428 (11)	2:03.779 (8)	3:02.344 (7)	<b>4:00.259</b>	59.935
	161 SCHOMBER Nils	(X)	58.351 (6)	58.565 (6)	57.915 (3)	
	157 GROSS Felix					
	160 ROHDE Leon					
	163 WEINSTEIN Domenic					
<b>5</b>	<b>SUI - Switzerland</b>	1:05.119 (10)	2:03.510 (7)	3:01.458 (4)	<b>4:00.404</b>	59.899
	65 FROIDEVAUX Robin		58.391 (8)	57.948 (2)	58.946 (6)	
	66 IMHOF Claudio					
	297 SCHMID Mauro					
	299 THIEBAUD Valere	(X)				
<b>6</b>	<b>KOR - Republic of Korea</b>	1:04.717 (5)	2:02.730 (3)	3:01.138 (3)	<b>4:01.066</b>	59.735
	221 IM Jaeyeon		58.013 (2)	58.408 (5)	59.928 (10)	
	223 MIN Kyeongho					
	225 PARK Sanghoon	(X)				
	226 SHIN Dongin					
<b>7</b>	<b>LOK - Lokosphinx</b>	1:04.679 (4)	2:03.028 (4)	3:01.858 (6)	<b>4:01.431</b>	59.644
	240 MUKHOMEDIAROV Dmitrii		58.349 (5)	58.830 (8)	59.573 (8)	
	242 SMIRNOV Ivan					
	243 SVESHNIKOV Kirill					
	244 SYRITSA Gleb	(X)				
<b>8</b>	<b>AUS - Australia</b>	1:04.777 (7)	2:04.249 (10)	3:03.209 (9)	<b>4:01.562</b>	59.612
	83 DRIZNERS Jarrad		59.472 (11)	58.960 (9)	58.353 (4)	
	84 LEAHY Conor					
	86 PLAPP Lucas					
	88 SLATTERY Godfrey	(X)				
<b>9</b>	<b>POL - Poland</b>	1:04.753 (6)	2:04.273 (11)	3:03.575 (11)	<b>4:02.428</b>	59.399
	57 KRAWCZYK Szymon		59.520 (12)	59.302 (10)	58.853 (5)	
	273 KAISER Adrian					
	276 RUDYK Bartosz					
	277 TEKLIŃSKI Adrian	(X)				



## Men's Team Pursuit / Poursuite par équipe hommes

### Qualifying / Qualifications

### Results / Résultats

Thu 24 Jan 2019 - Race distance: 4000m

Rank	Team / Name	1000m	2000m 1000-2000	3000m 2000-3000	Time 3000-4000	Average Speed km/h
10	<b>JPN - Japan</b>	1:04.310 (2)	2:03.470 (6)	3:03.476 (10)	<b>4:03.202</b>	59.210
	46 IMAMURA Shunsuke		59.160 (10)	1:00.006 (11)	59.726 (9)	
	203 CHIKATANI Ryo					
	205 ICHIMARU Shogo					
	208 SAWADA Keitaro					
11	<b>RUS - Russian Federation</b>	1:06.068 (13)	2:04.452 (12)	3:03.202 (8)	<b>4:03.509</b>	59.135
	288 KULIKOV Vladislav (X)		58.384 (7)	58.750 (7)	1:00.307 (11)	
	287 EVTUSHENKO Alexander					
	289 KURBATOV Aleksei					
	290 MANAKOV Viktor					
12	<b>BLR - Belarus</b>	1:05.614 (12)	2:04.142 (9)	3:04.403 (12)	<b>4:05.376</b>	58.685
	10 KARALIOK Yauheni		58.528 (9)	1:00.261 (12)	1:00.973 (13)	
	11 TSISHKOU Raman (X)					
	102 AKHRAMENKA Yauheni					
	104 SHEMETAU Mikhail					
13	<b>VNZ - Team Vantage New Zealand Track Trade Team</b>	1:05.076 (9)	2:05.190 (13)	3:05.716 (13)	<b>4:07.782</b>	58.116
	323 JACKSON George (X)		1:00.114 (14)	1:00.526 (13)	1:02.066 (16)	
	324 O'DONNELL Bailey					
	325 STRONG Corbin					
	326 TREYMANE Jarred					
14	<b>UKR - Ukraine</b>	1:06.737 (15)	2:06.539 (14)	3:07.442 (14)	<b>4:08.160</b>	58.027
	71 GLADYSH Roman		59.802 (13)	1:00.903 (14)	1:00.718 (12)	
	72 HRYNIV Vitaliy					
	307 DZHUS Volodymyr					
	309 SHCHERBAN Vladyslav (X)					
15	<b>CHN - China</b>	1:06.722 (14)	2:07.825 (15)	3:09.082 (15)	<b>4:10.428</b>	57.502
	116 CHEN Zhiwen		1:01.103 (16)	1:01.257 (15)	1:01.346 (15)	
	117 GUO Liang					
	119 SHI Yahui (X)					
	123 ZHOU Hongfei					
16	<b>KAZ - Kazakhstan</b>	1:07.470 (16)	2:08.535 (16)	3:10.211 (16)	<b>4:11.374</b>	57.285
	49 ZAKHAROV Artyom		1:01.065 (15)	1:01.676 (16)	1:01.163 (14)	
	215 GAINEYEV Robert					
	218 TURAR Assylkhan (X)					
	220 ZHUMAKAN Alisher					

#### Qualification Rule:

The eight teams recording the best times in the qualifying round will be matched in the First round as follows:

The 6th fastest team against the 7th fastest team.

The 5th fastest team against the 8th fastest team.

The 2nd fastest team against the 3rd fastest team.

The fastest team against the 4th fastest team.

The winners of heats 3 and 4 in the First round ride the final for the gold and silver medals.

The remaining six teams will be ranked by their times in the First round and will be paired as follows:

The two fastest teams ride the final for the bronze medal.

**Men's Team Pursuit / Poursuite par équipe hommes**  
**Qualifying / Qualifications**  
**Results / Résultats**

Thu 24 Jan 2019 - Race distance: 4000m

Rank	Team / Name	1000m	2000m 1000-2000	3000m 2000-3000	Time 3000-4000	Average Speed km/h
------	-------------	-------	--------------------	--------------------	-------------------	--------------------------

Communiqué approved by the Secretary of the Commissaires Panel:

**LEGEND**  
(X) Rider pulled out before the finish

25-27 January 2019

**Men's Team Pursuit / Poursuite par équipe hommes**  
**Qualifying / Qualifications**  
**Race Analysis / Analyse de course**

Heat 1				Heat 2			
Distance	KAZ - Kazakhstan		Lap Time	Distance	KOR - Republic of Korea		Lap Time
	Time	Rank			Time	Rank	
125m	13.858	14		125m	13.427	9	
250m	21.804	14	21.804	250m	21.304	9	21.304
375m	29.374	13		375m	28.650	9	
500m	36.957	15	15.153	500m	35.936	9	14.632
625m	44.503	16		625m	43.059	8	
750m	52.234	16	15.277	750m	50.315	8	14.379
875m	59.846	16		875m	57.521	7	
1000m	1:07.470	16	15.236	1000m	1:04.717	5	14.402
1125m	1:15.055	16		1125m	1:11.925	4	
1250m	1:22.780	16	15.310	1250m	1:19.036	4	14.319
1375m	1:30.295	16		1375m	1:26.171	3	
1500m	1:37.988	16	15.208	1500m	1:33.507	2	14.471
1625m	1:45.772	16		1625m	1:40.799	2	
1750m	1:53.453	16	15.465	1750m	1:48.084	2	14.577
1875m	2:01.021	16		1875m	1:55.338	3	
2000m	2:08.535	16	15.082	2000m	2:02.730	3	14.646
2125m	2:16.220	16		2125m	2:10.033	3	
2250m	2:23.848	16	15.313	2250m	2:17.318	3	14.588
2375m	2:31.479	16		2375m	2:24.643	3	
2500m	2:39.068	16	15.220	2500m	2:31.854	3	14.536
2625m	2:46.817	16		2625m	2:39.078	3	
2750m	2:54.546	16	15.478	2750m	2:46.339	3	14.485
2875m	3:02.436	16		2875m	2:53.768	3	
3000m	3:10.211	16	15.665	3000m	3:01.138	3	14.799
3125m	3:18.106	16		3125m	3:08.723	3	
3250m	3:25.782	16	15.571	3250m	3:16.296	4	15.158
3375m	3:33.357	16		3375m	3:23.856	4	
3500m	3:40.951	16	15.169	3500m	3:31.529	7	15.233
3625m	3:48.732	16		3625m	3:38.953	6	
3750m	3:56.331	16	15.380	3750m	3:46.485	7	14.956
3875m	4:03.824	16		3875m	3:53.687	6	
4000m	4:11.374	16	15.043	4000m	4:01.066	6	14.581

25-27 January 2019

**Men's Team Pursuit / Poursuite par équipe hommes**  
**Qualifying / Qualifications**  
**Race Analysis / Analyse de course**

Heat 3				Heat 4			
UKR - Ukraine				CHN - China			
Distance	Time	Rank	Lap Time	Distance	Time	Rank	Lap Time
125m	13.360	8		125m	13.960	16	
250m	21.524	10	21.524	250m	21.928	15	21.928
375m	29.363	12		375m	29.432	14	
500m	36.837	12	15.313	500m	36.904	14	14.976
625m	44.365	15		625m	44.284	13	
750m	51.760	14	14.923	750m	51.807	15	14.903
875m	59.143	14		875m	59.203	15	
1000m	1:06.737	15	14.977	1000m	1:06.722	14	14.915
1125m	1:14.100	14		1125m	1:14.477	15	
1250m	1:21.490	14	14.753	1250m	1:22.096	15	15.374
1375m	1:28.973	14		1375m	1:29.701	15	
1500m	1:36.418	14	14.928	1500m	1:37.464	15	15.368
1625m	1:44.035	14		1625m	1:45.115	15	
1750m	1:51.462	14	15.044	1750m	1:52.880	15	15.416
1875m	1:59.018	14		1875m	2:00.379	15	
2000m	2:06.539	14	15.077	2000m	2:07.825	15	14.945
2125m	2:14.296	14		2125m	2:15.363	15	
2250m	2:21.877	14	15.338	2250m	2:22.872	15	15.047
2375m	2:29.362	14		2375m	2:30.465	15	
2500m	2:37.051	14	15.174	2500m	2:38.239	15	15.367
2625m	2:44.626	14		2625m	2:45.868	15	
2750m	2:52.342	14	15.291	2750m	2:53.631	15	15.392
2875m	2:59.846	14		2875m	3:01.305	15	
3000m	3:07.442	14	15.100	3000m	3:09.082	15	15.451
3125m	3:14.850	14		3125m	3:16.910	15	
3250m	3:22.324	14	14.882	3250m	3:24.510	15	15.428
3375m	3:30.008	14		3375m	3:32.057	15	
3500m	3:37.577	14	15.253	3500m	3:39.872	15	15.362
3625m	3:45.339	14		3625m	3:47.368	15	
3750m	3:52.885	14	15.308	3750m	3:55.156	15	15.284
3875m	4:00.609	14		3875m	4:02.887	15	
4000m	4:08.160	14	15.275	4000m	4:10.428	15	15.272

25-27 January 2019

**Men's Team Pursuit / Poursuite par équipe hommes**  
**Qualifying / Qualifications**  
**Race Analysis / Analyse de course**

Heat 5				Heat 6			
BLR - Belarus				JPN - Japan			
Distance	Time	Rank	Lap Time	Distance	Time	Rank	Lap Time
125m	13.919	15		125m	13.329	7	
250m	21.994	16	21.994	250m	21.051	6	21.051
375m	29.717	16		375m	28.303	5	
500m	36.988	16	14.994	500m	35.521	5	14.470
625m	44.235	12		625m	42.582	3	
750m	51.353	12	14.365	750m	49.860	3	14.339
875m	58.539	12		875m	57.050	3	
1000m	1:05.614	12	14.261	1000m	1:04.310	2	14.450
1125m	1:12.922	12		1125m	1:11.671	2	
1250m	1:20.190	12	14.576	1250m	1:18.866	2	14.556
1375m	1:27.630	12		1375m	1:26.073	2	
1500m	1:34.863	11	14.673	1500m	1:33.569	3	14.703
1625m	1:42.234	11		1625m	1:41.189	5	
1750m	1:49.540	11	14.677	1750m	1:48.665	5	15.096
1875m	1:56.897	11		1875m	1:56.185	7	
2000m	2:04.142	9	14.602	2000m	2:03.470	6	14.805
2125m	2:11.391	9		2125m	2:10.730	7	
2250m	2:18.891	9	14.749	2250m	2:18.179	7	14.709
2375m	2:26.514	12		2375m	2:25.542	7	
2500m	2:33.961	12	15.070	2500m	2:32.910	7	14.731
2625m	2:41.605	12		2625m	2:40.503	8	
2750m	2:49.222	12	15.261	2750m	2:48.292	8	15.382
2875m	2:56.917	12		2875m	2:55.865	9	
3000m	3:04.403	12	15.181	3000m	3:03.476	10	15.184
3125m	3:11.891	12		3125m	3:11.261	11	
3250m	3:19.670	12	15.267	3250m	3:18.663	11	15.187
3375m	3:27.077	12		3375m	3:26.047	11	
3500m	3:34.816	12	15.146	3500m	3:33.559	11	14.896
3625m	3:42.492	12		3625m	3:40.869	11	
3750m	3:50.316	12	15.500	3750m	3:48.230	11	14.671
3875m	3:57.777	12		3875m	3:55.668	11	
4000m	4:05.376	12	15.060	4000m	4:03.202	10	14.972

25-27 January 2019

**Men's Team Pursuit / Poursuite par équipe hommes**  
**Qualifying / Qualifications**  
**Race Analysis / Analyse de course**

Heat 7				Heat 8			
Distance	FRA - France		Lap Time	Distance	AUS - Australia		Lap Time
	Time	Rank			Time	Rank	
125m	13.102	3		125m	13.190	4	
250m	20.775	3	20.775	250m	20.991	5	20.991
375m	28.001	1		375m	28.307	6	
500m	35.279	2	14.504	500m	35.651	6	14.660
625m	42.414	2		625m	42.898	7	
750m	49.601	1	14.322	750m	50.161	6	14.510
875m	56.922	1		875m	57.472	6	
1000m	1:04.170	1	14.569	1000m	1:04.777	7	14.616
1125m	1:11.370	1		1125m	1:12.102	6	
1250m	1:18.687	1	14.517	1250m	1:19.588	7	14.811
1375m	1:25.807	1		1375m	1:26.948	7	
1500m	1:32.902	1	14.215	1500m	1:34.356	8	14.768
1625m	1:40.166	1		1625m	1:41.802	8	
1750m	1:47.375	1	14.473	1750m	1:49.164	9	14.808
1875m	1:54.698	1		1875m	1:56.740	9	
2000m	2:01.884	1	14.509	2000m	2:04.249	10	15.085
2125m	2:09.036	1		2125m	2:11.629	10	
2250m	2:16.352	1	14.468	2250m	2:18.930	10	14.681
2375m	2:23.616	1		2375m	2:26.286	9	
2500m	2:30.922	2	14.570	2500m	2:33.628	9	14.698
2625m	2:38.398	2		2625m	2:40.988	9	
2750m	2:45.638	2	14.716	2750m	2:48.371	9	14.743
2875m	2:52.878	2		2875m	2:55.822	8	
3000m	3:00.267	2	14.629	3000m	3:03.209	9	14.838
3125m	3:07.624	2		3125m	3:10.510	9	
3250m	3:15.446	2	15.179	3250m	3:17.755	8	14.546
3375m	3:22.765	2		3375m	3:25.128	9	
3500m	3:30.021	2	14.575	3500m	3:32.601	9	14.846
3625m	3:37.475	2		3625m	3:39.880	8	
3750m	3:44.982	3	14.961	3750m	3:47.118	8	14.517
3875m	3:52.292	3		3875m	3:54.295	8	
4000m	3:59.709	3	14.727	4000m	4:01.562	8	14.444



25-27 January 2019

**Men's Team Pursuit / Poursuite par équipe hommes**  
**Qualifying / Qualifications**  
**Race Analysis / Analyse de course**

Heat 9				Heat 10			
USA - United States				POL - Poland			
Distance	Time	Rank	Lap Time	Distance	Time	Rank	Lap Time
125m	13.728	12		125m	13.524	11	
250m	21.624	12	21.624	250m	21.272	8	21.272
375m	28.963	10		375m	28.446	7	
500m	36.154	10	14.530	500m	35.698	7	14.426
625m	43.436	10		625m	42.783	6	
750m	50.672	10	14.518	750m	50.018	4	14.320
875m	57.858	9		875m	57.386	5	
1000m	1:05.050	8	14.378	1000m	1:04.753	6	14.735
1125m	1:12.413	9		1125m	1:12.289	7	
1250m	1:19.668	8	14.618	1250m	1:19.760	9	15.007
1375m	1:26.995	8		1375m	1:27.170	9	
1500m	1:34.252	7	14.584	1500m	1:34.752	10	14.992
1625m	1:41.480	7		1625m	1:42.071	10	
1750m	1:48.723	6	14.471	1750m	1:49.532	10	14.780
1875m	1:55.932	5		1875m	1:56.823	10	
2000m	2:03.126	5	14.403	2000m	2:04.273	11	14.741
2125m	2:10.435	5		2125m	2:11.805	12	
2250m	2:17.743	4	14.617	2250m	2:19.185	12	14.912
2375m	2:24.939	4		2375m	2:26.453	11	
2500m	2:32.139	4	14.396	2500m	2:33.696	10	14.511
2625m	2:39.516	4		2625m	2:41.040	10	
2750m	2:46.809	4	14.670	2750m	2:48.456	11	14.760
2875m	2:54.163	5		2875m	2:56.079	11	
3000m	3:01.459	5	14.650	3000m	3:03.575	11	15.119
3125m	3:08.725	4		3125m	3:10.935	10	
3250m	3:15.969	3	14.510	3250m	3:18.522	10	14.947
3375m	3:23.204	3		3375m	3:25.836	10	
3500m	3:30.392	3	14.423	3500m	3:33.149	10	14.627
3625m	3:37.533	3		3625m	3:40.383	10	
3750m	3:44.690	2	14.298	3750m	3:47.849	10	14.700
3875m	3:51.849	2		3875m	3:55.115	9	
4000m	3:59.127	2	14.437	4000m	4:02.428	9	14.579

25-27 January 2019

**Men's Team Pursuit / Poursuite par équipe hommes**  
**Qualifying / Qualifications**  
**Race Analysis / Analyse de course**

Heat 11				Heat 12			
RUS - Russian Federation				LOK - Lokosphinx			
Distance	Time	Rank	Lap Time	Distance	Time	Rank	Lap Time
125m	13.819	13		125m	13.004	2	
250m	21.785	13	21.785	250m	20.771	2	20.771
375m	29.453	15		375m	28.122	4	
500m	36.870	13	15.085	500m	35.472	4	14.701
625m	44.321	14		625m	42.693	4	
750m	51.583	13	14.713	750m	50.020	5	14.548
875m	58.756	13		875m	57.282	4	
1000m	1:06.068	13	14.485	1000m	1:04.679	4	14.659
1125m	1:13.298	13		1125m	1:11.949	5	
1250m	1:20.588	13	14.520	1250m	1:19.333	5	14.654
1375m	1:27.974	13		1375m	1:26.510	5	
1500m	1:35.198	13	14.610	1500m	1:33.839	5	14.506
1625m	1:42.586	13		1625m	1:41.050	4	
1750m	1:49.806	12	14.608	1750m	1:48.348	4	14.509
1875m	1:57.168	12		1875m	1:55.590	4	
2000m	2:04.452	12	14.646	2000m	2:03.028	4	14.680
2125m	2:11.680	11		2125m	2:10.307	4	
2250m	2:19.050	11	14.598	2250m	2:17.762	5	14.734
2375m	2:26.374	10		2375m	2:25.077	6	
2500m	2:33.708	11	14.658	2500m	2:32.554	6	14.792
2625m	2:41.183	11		2625m	2:39.901	6	
2750m	2:48.452	10	14.744	2750m	2:47.197	6	14.643
2875m	2:55.925	10		2875m	2:54.558	6	
3000m	3:03.202	8	14.750	3000m	3:01.858	6	14.661
3125m	3:10.448	8		3125m	3:09.272	6	
3250m	3:17.825	9	14.623	3250m	3:16.743	6	14.885
3375m	3:25.100	8		3375m	3:24.148	6	
3500m	3:32.417	8	14.592	3500m	3:31.489	6	14.746
3625m	3:39.996	9		3625m	3:38.969	7	
3750m	3:47.839	9	15.422	3750m	3:46.363	6	14.874
3875m	3:55.465	10		3875m	3:53.915	7	
4000m	4:03.509	11	15.670	4000m	4:01.431	7	15.068

25-27 January 2019

**Men's Team Pursuit / Poursuite par équipe hommes**  
**Qualifying / Qualifications**  
**Race Analysis / Analyse de course**

Heat 13				Heat 14			
VNZ - Team Vantage New Zealand Track Trade				SUI - Switzerland			
Distance	Time	Rank	Lap Time	Distance	Time	Rank	Lap Time
125m	12.931	1		125m	13.479	10	
250m	20.668	1	20.668	250m	21.534	11	21.534
375m	28.013	2		375m	28.981	11	
500m	35.444	3	14.776	500m	36.350	11	14.816
625m	42.729	5		625m	43.597	11	
750m	50.198	7	14.754	750m	50.902	11	14.552
875m	57.623	8		875m	58.024	11	
1000m	1:05.076	9	14.878	1000m	1:05.119	10	14.217
1125m	1:12.517	10		1125m	1:12.344	8	
1250m	1:20.002	10	14.926	1250m	1:19.536	6	14.417
1375m	1:27.596	11		1375m	1:26.766	6	
1500m	1:35.074	12	15.072	1500m	1:34.026	6	14.490
1625m	1:42.523	12		1625m	1:41.458	6	
1750m	1:50.194	13	15.120	1750m	1:48.787	7	14.761
1875m	1:57.664	13		1875m	1:56.112	6	
2000m	2:05.190	13	14.996	2000m	2:03.510	7	14.723
2125m	2:12.905	13		2125m	2:10.687	6	
2250m	2:20.502	13	15.312	2250m	2:17.845	6	14.335
2375m	2:27.987	13		2375m	2:25.001	5	
2500m	2:35.412	13	14.910	2500m	2:32.343	5	14.498
2625m	2:42.980	13		2625m	2:39.572	5	
2750m	2:50.502	13	15.090	2750m	2:46.851	5	14.508
2875m	2:58.100	13		2875m	2:54.154	4	
3000m	3:05.716	13	15.214	3000m	3:01.458	4	14.607
3125m	3:13.507	13		3125m	3:08.904	5	
3250m	3:21.208	13	15.492	3250m	3:16.366	5	14.908
3375m	3:29.098	13		3375m	3:23.903	5	
3500m	3:36.862	13	15.654	3500m	3:31.198	4	14.832
3625m	3:44.508	13		3625m	3:38.435	4	
3750m	3:52.183	13	15.321	3750m	3:45.696	4	14.498
3875m	4:00.081	13		3875m	3:53.162	5	
4000m	4:07.782	13	15.599	4000m	4:00.404	5	14.708

25-27 January 2019

**Men's Team Pursuit / Poursuite par équipe hommes**  
**Qualifying / Qualifications**  
**Race Analysis / Analyse de course**

Heat 15				Heat 16			
Distance	GER - Germany		Lap Time	Distance	ITA - Italy		Lap Time
	Time	Rank			Time	Rank	
125m	13.305	6		125m	13.242	5	
250m	21.216	7	21.216	250m	20.869	4	20.869
375m	28.610	8		375m	28.021	3	
500m	35.921	8	14.705	500m	35.207	1	14.338
625m	43.152	9		625m	42.406	1	
750m	50.519	9	14.598	750m	49.700	2	14.493
875m	57.913	10		875m	56.977	2	
1000m	1:05.428	11	14.909	1000m	1:04.472	3	14.772
1125m	1:12.733	11		1125m	1:11.715	3	
1250m	1:20.017	11	14.589	1250m	1:18.968	3	14.496
1375m	1:27.283	10		1375m	1:26.412	4	
1500m	1:34.663	9	14.646	1500m	1:33.730	4	14.762
1625m	1:41.881	9		1625m	1:40.945	3	
1750m	1:49.118	8	14.455	1750m	1:48.160	3	14.430
1875m	1:56.384	8		1875m	1:55.301	2	
2000m	2:03.779	8	14.661	2000m	2:02.556	2	14.396
2125m	2:11.059	8		2125m	2:09.587	2	
2250m	2:18.392	8	14.613	2250m	2:16.553	2	13.997
2375m	2:25.741	8		2375m	2:23.655	2	
2500m	2:33.212	8	14.820	2500m	2:30.718	1	14.165
2625m	2:40.460	7		2625m	2:37.770	1	
2750m	2:47.682	7	14.470	2750m	2:44.859	1	14.141
2875m	2:55.072	7		2875m	2:52.165	1	
3000m	3:02.344	7	14.662	3000m	2:59.762	1	14.903
3125m	3:09.650	7		3125m	3:07.076	1	
3250m	3:16.941	7	14.597	3250m	3:14.307	1	14.545
3375m	3:24.290	7		3375m	3:21.482	1	
3500m	3:31.472	5	14.531	3500m	3:28.847	1	14.540
3625m	3:38.613	5		3625m	3:35.933	1	
3750m	3:45.773	5	14.301	3750m	3:43.103	1	14.256
3875m	3:52.979	4		3875m	3:50.434	1	
4000m	4:00.259	4	14.486	4000m	3:57.660	1	14.557

Communiqué approved by the Secretary of the Commissaires Panel:

**Men's Team Pursuit / Poursuite par équipe hommes**  
**Qualifying / Qualifications**  
**Start List / Liste de départ**

Thu 24 Jan 2019 - Race distance: 4000m

<b>World Record</b>	3:49.804 AUSTRALIA	Brisbane (AUS)	5 APR 2018
---------------------	--------------------	----------------	------------

Heat	Race Number	Team / Name	Time
1		<b>KAZ - Kazakhstan</b>	_____
	215	GAINEYEV Robert	
	49	ZAKHAROV Artyom	
	220	ZHUMAKAN Alisher	
2	218	TURAR Assylkhan	
		<b>KOR - Republic of Korea</b>	_____
	226	SHIN Dongin	
	225	PARK Sanghoon	
3	223	MIN Kyeongho	
	221	IM Jaeyeon	
		<b>UKR - Ukraine</b>	_____
	309	SHCHERBAN Vladyslav	
4	307	DZHUS Volodymyr	
	72	HRYNIV Vitaliy	
	71	GLADYSH Roman	
		<b>CHN - China</b>	_____
5	119	SHI Yahui	
	117	GUO Liang	
	116	CHEN Zhiwen	
	123	ZHOU Hongfei	
6		<b>BLR - Belarus</b>	_____
	11	TSISHKOU Raman	
	104	SHEMETAU Mikhail	
	102	AKHRAMENKA Yauheni	
6	10	KARALIOK Yauheni	
		<b>JPN - Japan</b>	_____
	205	ICHIMARU Shogo	
	208	SAWADA Keitaro	
	46	IMAMURA Shunsuke	
	203	CHIKATANI Ryo	

**Men's Team Pursuit / Poursuite par équipe hommes**  
**Qualifying / Qualifications**  
**Start List / Liste de départ**

Thu 24 Jan 2019 - Race distance: 4000m

Heat	Race Number	Team / Name	Time
7		<b>FRA - France</b>	_____
	146	COSTEPLANE Aurelien	
	25	THOMAS Benjamin	
	147	DAVY Clement	
	150	MAITRE Florian	
8		<b>AUS - Australia</b>	_____
	88	SLATTERY Godfrey	
	86	PLAPP Lucas	
	84	LEAHY Conor	
	83	DRIZNERS Jarrad	
9		<b>USA - United States</b>	_____
	316	LAMBIE Ashton	
	319	YOUNG Eric	
	315	HOOVER Gavin	
	317	LANGE Colby	
10		<b>POL - Poland</b>	_____
	57	KRAWCZYK Szymon	
	273	KAISER Adrian	
	276	RUDYK Bartosz	
	277	TEKLINSKI Adrian	
11		<b>RUS - Russian Federation</b>	_____
	288	KULIKOV Vladislav	
	287	EVTUSHENKO Alexander	
	289	KURBATOV Aleksei	
	290	MANAKOV Viktor	
12		<b>LOK - Lokosphinx</b>	_____
	240	MUKHOMEDIAROV Dmitrii	
	242	SMIRNOV Ivan	
	243	SVESHNIKOV Kirill	
	244	SYRITSA Gleb	
13		<b>VNZ - Team Vantage New Zealand Track Trade Team</b>	_____
	323	JACKSON George	
	324	O'DONNELL Bailey	
	325	STRONG Corbin	
	326	TREYMANE Jarred	



**Men's Team Pursuit / Poursuite par équipe hommes**  
**Qualifying / Qualifications**  
**Start List / Liste de départ**  
 Thu 24 Jan 2019 - Race distance: 4000m

Heat	Race Number	Team / Name	Time
14		<b>SUI - Switzerland</b>	_____
	65	FROIDEVAUX Robin	
	66	IMHOF Claudio	
	297	SCHMID Mauro	
	299	THIEBAUD Valere	
15		<b>GER - Germany</b>	_____
	161	SCHOMBER Nils	
	157	GROSS Felix	
	160	ROHDE Leon	
	163	WEINSTEIN Domenic	
16		<b>ITA - Italy</b>	_____
	41	BERTAZZO Liam	
	42	LAMON Francesco	
	192	GANNA Filippo	
	194	SCARTEZZINI Michele	

**Qualification Rule:**

The eight teams recording the best times in the qualifying round will be matched in the First round as follows:  
 The 6th fastest team against the 7th fastest team.  
 The 5th fastest team against the 8th fastest team.  
 The 2nd fastest team against the 3rd fastest team.  
 The fastest team against the 4th fastest team.  
 The winners of heats 3 and 4 in the First round ride the final for the gold and silver medals.  
 The remaining six teams will be ranked by their times in the First round and will be paired as follows:  
 The two fastest teams ride the final for the bronze medal.

Communiqué approved by the Secretary of the Commissaires Panel:

.....

**Note:**

The composition of the teams may be subject to change up to one hour before the start of the race.

**Men's Omnium / Omnium hommes**
**World Cup Standings / Classement coupe du monde**  
 As of SAT 26 JAN 2019

<b>Event No 1</b>	Saint-Quentin-en-Yvelines (FRA)	19-21 OCT 2018
<b>Event No 2</b>	Milton (CAN)	26-28 OCT 2018
<b>Event No 3</b>	Berlin (GER)	30 NOV-2 DEC 2018
<b>Event No 4</b>	London (GBR)	14-16 DEC 2018
<b>Event No 5</b>	Cambridge (NZL)	18-20 JAN 2019
<b>Event No 6</b>	Hong-Kong (HKG)	25-27 JAN 2019

Rank	Name	Team Code	Event No 1	Event No 2	Event No 3	Event No 4	Event No 5	Event No 6	Total Points
1	VOLIKAKIS Christos	GRE	325.0		375.0	375.0	375.0	350.0	1800.0
2	THOMAS Benjamin	FRA	400.0	500.0				450.0	1350.0
3	TSISHKOU Raman	BLR	300.0		225.0		450.0	325.0	1300.0
4	TORRES BARCELO Albert	ESP	500.0	300.0	450.0				1250.0
5	van SCHIP Jan Willem	NED	375.0		400.0	325.0			1100.0
6	IMHOF Claudio	SUI		350.0	190.0		500.0		1040.0
7	MALCHAREK Moritz	GER		325.0	300.0	205.0		90.0	920.0
8	STEWART Campbell	NZL		400.0				400.0	800.0
9	de VYLDER Lindsay	BEL		375.0		250.0		160.0	785.0
10	PRADO JUAREZ Ignacio Jesus	MEX		145.0	145.0	450.0			740.0
11	VIVIANI Elia	ITA			325.0	400.0			725.0
12	LARSEN Niklas	DEN					300.0	375.0	675.0
13	WOOD Oliver	GBR	450.0		205.0				655.0
14	HASHIMOTO Eiya	JPN					350.0	300.0	650.0
15	ZAKHAROV Artyom	KAZ	60.0		350.0			205.0	615.0
16	HOLLOWAY Daniel	USA		250.0			160.0	190.0	600.0
17	CONTTE Tomas	ARG	50.0	175.0			225.0	145.0	595.0
18	OLIVEIRA Rui	POR			130.0		325.0	100.0	555.0
19	LOVASSY Krisztian	HUN	80.0	100.0	90.0	120.0	110.0	50.0	550.0
20	LAMON Francesco	ITA		275.0				250.0	525.0
21	GEE Derek	CAN	275.0		250.0				525.0
22	von FOLSACH Casper	DEN		205.0		300.0			505.0
23	MEYER Cameron	AUS						500.0	500.0
24	WALLS Matthew	GBR				500.0			500.0
25	WELSFORD Sam	AUS			500.0				500.0
26	JOHANSEN Julius	DEN	225.0		275.0				500.0
27	POTTS Marc	IRL	100.0	190.0		190.0			480.0
28	FOLEY Michael	CAN		225.0			250.0		475.0
29	STEWART Mark	GBR		450.0					450.0
30	CAVES Aidan	CAN				275.0		130.0	405.0
31	BERTAZZO Liam	ITA					400.0		400.0
32	MATIAS Joao	POR	160.0			225.0			385.0
33	KRAWCZYK Szymon	POL				100.0		275.0	375.0
34	GHYS Robbe	BEL	205.0		160.0				365.0
35	MORA VEDRI Sebastian	ESP				350.0			350.0
36	SAJNOK Szymon	POL	350.0						350.0
37	SCHIR Thery	SUI	190.0			130.0			320.0
38	LEUNG Ka Yu	HKG					130.0	175.0	305.0
39	LEUNG Chun Wing	HKG	110.0	110.0	80.0				300.0
40	HRYNIV Vitaliy	UKR		120.0		160.0			280.0
41	GOUGH Regan	NZL					275.0		275.0
42	CONSONNI Simone	ITA	250.0						250.0
43	FROIDEVAUX Robin	SUI						225.0	225.0

**Men's Omnium / Omnium hommes**
**World Cup Standings / Classement coupe du monde**

As of SAT 26 JAN 2019

Rank	Name	Team Code	Event No 1	Event No 2	Event No 3	Event No 4	Event No 5	Event No 6	Total Points
44	GLADYSH Roman	UKR					145.0	80.0	225.0
45	EEFTING Roy	NED					205.0		205.0
46	SLATTERY Godfrey	AUS					190.0		190.0
47	ERSHOV Artur	RUS					175.0		175.0
48	GRONDIN Donavan Vincent	FRA				175.0			175.0
49	KUBOKI Kazushige	JPN			175.0				175.0
50	VASYLIEV Maksym	UKR	175.0						175.0
51	ZUAZUBISKAR GALLASTE Illart	ESP					100.0	70.0	170.0
52	SLAWEK Damian	POL		160.0					160.0
53	SVESHNIKOV Kirill	RUS				145.0			145.0
54	BEYER Maximilian	GER	145.0						145.0
55	IMAMURA Shunsuke	JPN		130.0					130.0
56	ROSTOVTSEV Sergei	RUS	130.0						130.0
57	PIETERS Roy	NED						120.0	120.0
58	GUO Liang	CHN					120.0		120.0
59	MURPHY Jb	IRL			120.0				120.0
60	KERGOZOU Nicholas	NZL	120.0						120.0
61	ENGLISH Felix	IRL						110.0	110.0
62	CHEUNG King Lok	HKG				110.0			110.0
63	PULGAR Angel	VEN			110.0				110.0
64	MANAKOV Viktor	RUS			100.0				100.0
65	PIETRULA Nicolas	CZE				90.0			90.0
66	STASH Mamy	RUS		90.0					90.0
67	HARRISON Joshua	MPB	90.0						90.0
68	KARALIOK Yauheni	BLR		80.0					80.0
69	RUGOVAC Denis	CZE			70.0				70.0
70	KLINE Shane	USA	70.0						70.0
71	PISKUNOV Maxim	RUS						60.0	60.0
72	SHCHERBAN Vladyslav	UKR			60.0				60.0

## Men's Omnium / Omnium hommes

### Final Classification / Classement final

Rank	Race No.	Name	Team Code	Scratch Race 1¼	Tempo Race 2¼	Elimination Race 3¼	Sub Total Points	Points Race 4/4 (100 Laps - 25 Km)										Total Points			
								Sprint Points											Lap Points		Finish Order
								1	2	3	4	5	6	7	8	9	10		+	-	
1	2	MEYER Cameron	AUS	28 (7)	40 (1)	34 (4)	102 (2)		5	5					1	1	20		18	134	
2	25	THOMAS Benjamin	FRA	38 (2)	28 (7)	36 (3)	102 (3)	3	1		1	2			3	2	6		2	120	
3	54	STEWART Campbell	NZL	26 (8)	38 (2)	40 (1)	104 (1)	1			3				5	3			5	116	
4	21	LARSEN Niklas	DEN	40 (1)	34 (4)	20 (11)	94 (5)					5				5	10		1	114	
5	31	VOLIKAKIS Christos	GRE	32 (5)	36 (3)	32 (5)	100 (4)	5			2				2				6	109	
6	11	TSISHKOU Raman	BLR	36 (3)	14 (14)	38 (2)	88 (6)				5	3							9	96	
7	45	HASHIMOTO Eiya	JPN	20 (11)	22 (10)	28 (7)	70 (9)						5				20		8	95	
8	57	KRAWCZYK Szymon	POL	16 (13)	30 (6)	12 (15)	58 (11)	3	3								20		14	84	
9	42	LAMON Francesco	ITA	30 (6)	26 (8)	22 (10)	78 (7)				1	2							13	81	
10	65	FROIDEVAUX Robin	SUI	10 (16)	32 (5)	30 (6)	72 (8)						1			2			4	75	
11	49	ZAKHAROV Artyom	KAZ	6 (18)	12 (15)	18 (12)	36 (16)			1		3					20		11	63	
12	75	HOLLOWAY Daniel	USA	34 (4)	4 (19)	24 (9)	62 (10)												24	62	
13	34	LEUNG Ka Yu	HKG	2 (20)	20 (11)	6 (18)	28 (19)	2	2							4	20		3	56	
14	7	de VYLDER Lindsay	BEL	22 (10)	8 (17)	26 (8)	56 (12)												10	56	
15	1	CONTTE Tomas	ARG	12 (15)	10 (16)	16 (13)	38 (15)						5						7	43	
16	14	CAVES Aidan	CAN	24 (9)	16 (13)	2 (20)	42 (13)												12	42	
17	50	PIETERS Roy	NED	18 (12)	6 (18)	14 (14)	38 (14)												19	38	
18	38	ENGLISH Felix	IRL	1 (22)	24 (9)	10 (16)	35 (17)												20	35	
19	58	ALVES OLIVEIRA Rui Filipe	POR	8 (17)	18 (12)	4 (19)	30 (18)						2						17	32	
20	28	MALCHAREK Moritz	GER	14 (14)	1 (21)	1 (22)	16 (20)	2											OK	18	
21	71	GLADYSH Roman	UKR	1 (21)	2 (20)	8 (17)	11 (21)												16	11	
22	22	ZUAZUBISKAR GALLASTEGI Illart	ESP	4 (19)	1 (23)	1 (21)	6 (22)												OK	6	
23	62	PISKUNOV Maxim	RUS	1 (24)	1 (24)	1 (23)	3 (24)					1							22	4	
24	37	LOVASSY Krisztian	HUN	1 (23)	1 (22)	1 (24)	3 (23)												15	3	

Elapsed Time: 27:45 - Average Speed: 54.047km/h

Communiqué approved by the Secretary of the Commissaires Panel:

**NOTES**

Points scale for the first three phases: 1st: 40 points, 2nd: 38 points, 3rd: 36 points, etc.

**LEGEND**

-	Points lost	+	Points gained	nn (x)	Points (Rank)	No.	Number
OK		Rk	Rank				

25-27 January 2019

## Men's Omnium / Omnium hommes

## Results Progression / Progression des résultats

Rank	Race No.	Name	Team Code	Scratch Race 1¼		Tempo Race 2¼		Elimination Race 3¼		Points Race 4¼	
				Rk	Pts	Rk	Pts	Rk	Pts	Pts	
1	2	MEYER Cameron	AUS	Race result:	7	28	1	40	4	34	32
				Overall:	7	28	2	68	2	102	<b>134</b>
2	54	STEWART Campbell	NZL	Race result:	8	26	2	38	1	40	12
				Overall:	8	26	5	64	1	104	<b>116</b>
3	21	LARSEN Niklas	DEN	Race result:	1	40	4	34	11	20	20
				Overall:	1	40	1	74	5	94	<b>114</b>
4	25	THOMAS Benjamin	FRA	Race result:	2	38	7	28	3	36	12
				Overall:	2	38	4	66	3	102	<b>114</b>
5	31	VOLIKAKIS Christos	GRE	Race result:	5	32	3	36	5	32	9
				Overall:	5	32	3	68	4	100	<b>109</b>
6	11	TSISHKOU Raman	BLR	Race result:	3	36	14	14	2	38	8
				Overall:	3	36	7	50	6	88	<b>96</b>
7	45	HASHIMOTO Eiya	JPN	Race result:	11	20	10	22	7	28	25
				Overall:	11	20	10	42	9	70	<b>95</b>
8	57	KRAWCZYK Szymon	POL	Race result:	13	16	6	30	15	12	26
				Overall:	13	16	8	46	11	58	<b>84</b>
9	42	LAMON Francesco	ITA	Race result:	6	30	8	26	10	22	3
				Overall:	6	30	6	56	7	78	<b>81</b>
10	65	FROIDEVAUX Robin	SUI	Race result:	16	10	5	32	6	30	3
				Overall:	16	10	9	42	8	72	<b>75</b>
11	49	ZAKHAROV Artyom	KAZ	Race result:	18	6	15	12	12	18	27
				Overall:	18	6	19	18	16	36	<b>63</b>
12	75	HOLLOWAY Daniel	USA	Race result:	4	34	19	4	9	24	0
				Overall:	4	34	12	38	10	62	<b>62</b>
13	7	de VYLDER Lindsay	BEL	Race result:	10	22	17	8	8	26	0
				Overall:	10	22	13	30	12	56	<b>56</b>
14	34	LEUNG Ka Yu	HKG	Race result:	20	2	11	20	18	6	24
				Overall:	20	2	17	22	19	28	<b>52</b>
15	1	CONTE Tomas	ARG	Race result:	15	12	16	10	13	16	5
				Overall:	15	12	18	22	15	38	<b>43</b>
16	14	CAVES Aidan	CAN	Race result:	9	24	13	16	20	2	0
				Overall:	9	24	11	40	13	42	<b>42</b>
17	50	PIETERS Roy	NED	Race result:	12	18	18	6	14	14	0
				Overall:	12	18	16	24	14	38	<b>38</b>
18	38	ENGLISH Felix	IRL	Race result:	22	1	9	24	16	10	0
				Overall:	22	1	15	25	17	35	<b>35</b>
19	58	ALVES OLIVEIRA Rui Filipe	POR	Race result:	17	8	12	18	19	4	2
				Overall:	17	8	14	26	18	30	<b>32</b>
20	28	MALCHAREK Moritz	GER	Race result:	14	14	21	1	22	1	8
				Overall:	14	14	20	15	20	16	<b>24</b>
21	71	GLADYSH Roman	UKR	Race result:	21	1	20	2	17	8	0
				Overall:	21	1	22	3	21	11	<b>11</b>
22	22	ZUAZUBISKAR GALLASTEGI Illart	ESP	Race result:	19	4	23	1	21	1	4
				Overall:	19	4	21	5	22	6	<b>10</b>
23	62	PISKUNOV Maxim	RUS	Race result:	24	1	24	1	23	1	1
				Overall:	24	1	24	2	24	3	<b>4</b>
24	37	LOVASSY Krisztian	HUN	Race result:	23	1	22	1	24	1	0
				Overall:	23	1	23	2	23	3	<b>3</b>

25-27 January 2019

**Men's Omnium / Omnium hommes**
**Results Progression / Progression des résultats**

Rank	Race No.	Name	Team Code	Scratch Race 1\4		Tempo Race 2\4		Elimination Race 3\4		Points Race 4\4
				Rk	Pts	Rk	Pts	Rk	Pts	Pts

**Note:**

Points scale for the first 4 phases : 1st: 40 points, 2nd: 38 points, 3rd: 36 points, etc.

**LEGEND**

No.	Number	Pts	Points	Rk	Rank
-----	--------	-----	--------	----	------



**Men's Omnium / Omnium hommes**  
**Points Race 4\4 / Course aux points 4\4**  
**Start List / Liste de départ**

Sat 26 Jan 2019 - Race distance: 100 laps (25km) with 10 sprints

Race Number	Name	Team Code
<b>At the fence</b>		
54	STEWART Campbell	NZL
25	THOMAS Benjamin	FRA
21	LARSEN Niklas	DEN
42	LAMON Francesco	ITA
45	HASHIMOTO Eiya	JPN
57	KRAWCZYK Szymon	POL
14	CAVES Aidan	CAN
1	CONTTE Tomas	ARG
38	ENGLISH Felix	IRL
34	LEUNG Ka Yu	HKG
71	GLADYSH Roman	UKR
37	LOVASSY Krisztian	HUN
<b>At the blue band</b>		
2	MEYER Cameron	AUS
31	VOLIKAKIS Christos	GRE
11	TSISHKOU Raman	BLR
65	FROIDEVAUX Robin	SUI
75	HOLLOWAY Daniel	USA
7	de VYLDER Lindsay	BEL
50	PIETERS Roy	NED
49	ZAKHAROV Artyom	KAZ
58	ALVES OLIVEIRA Rui Filipe	POR
28	MALCHAREK Moritz	GER
22	ZUAZUBISKAR GALLASTEGI Illart	ESP
62	PISKUNOV Maxim	RUS

Communiqué approved by the Secretary of the Commissaires Panel:

.....

**Men's Omnium / Omnium hommes**  
**Elimination Race 3\4 / Course par élimination 3\4**  
**Results / Résultats**  
 Sat 26 Jan 2019

Elapsed time: **21:14**

Average Speed: **44.498km/h**

Rank	Race Number	Name	Team Code
1	54	STEWART Campbell	NZL
2	11	TSISHKOU Raman	BLR
3	25	THOMAS Benjamin	FRA
4	2	MEYER Cameron	AUS
5	31	VOLIKAKIS Christos	GRE
6	65	FROIDEVAUX Robin	SUI
7	45	HASHIMOTO Eiya	JPN
8	7	de VYLDER Lindsay	BEL
9	75	HOLLOWAY Daniel	USA
10	42	LAMON Francesco	ITA
11	21	LARSEN Niklas	DEN
12	49	ZAKHAROV Artyom	KAZ
13	1	CONTTE Tomas	ARG
14	50	PIETERS Roy	NED
15	57	KRAWCZYK Szymon	POL
16	38	ENGLISH Felix	IRL
17	71	GLADYSH Roman	UKR
18	34	LEUNG Ka Yu	HKG
19	58	ALVES OLIVEIRA Rui Filipe	POR
20	14	CAVES Aidan	CAN
21	22	ZUAZUBISKAR GALLASTEGI Illart	ESP
22	28	MALCHAREK Moritz	GER
23	62	PISKUNOV Maxim	RUS
24	37	LOVASSY Krisztian	HUN

**No 75 HOLLOWAY Daniel (USA)**

Fine 200 CHF for incorrect behaviour

Amende 200 CHF pour comportement incorrect

Communiqué approved by the Secretary of the Commissaires Panel:

.....

**Men's Omnium / Omnium hommes**  
**Elimination Race 3\4 / Course par élimination 3\4**  
**Start List / Liste de départ**

Race Number	Name	Team Code
<b>At the fence</b>		
21	LARSEN Niklas	DEN
31	VOLIKAKIS Christos	GRE
54	STEWART Campbell	NZL
11	TSISHKOU Raman	BLR
65	FROIDEVAUX Robin	SUI
14	CAVES Aidan	CAN
7	de VYLDER Lindsay	BEL
38	ENGLISH Felix	IRL
34	LEUNG Ka Yu	HKG
49	ZAKHAROV Artyom	KAZ
22	ZUAZUBISKAR GALLASTEGI Illart	ESP
37	LOVASSY Krisztian	HUN
<b>At the blue band</b>		
2	MEYER Cameron	AUS
25	THOMAS Benjamin	FRA
42	LAMON Francesco	ITA
57	KRAWCZYK Szymon	POL
45	HASHIMOTO Eiya	JPN
75	HOLLOWAY Daniel	USA
58	ALVES OLIVEIRA Rui Filipe	POR
50	PIETERS Roy	NED
1	CONTE Tomas	ARG
28	MALCHAREK Moritz	GER
71	GLADYSH Roman	UKR
62	PISKUNOV Maxim	RUS

Communiqué approved by the Secretary of the Commissaires Panel:

.....

**Men's Omnium / Omnium hommes**  
**Tempo Race 2\4 / Course tempo 2\4**  
**Results / Résultats**

Sat 26 Jan 2019 - Race distance: 40 laps (10km)

 Elapsed time: **10:12**

 Average Speed: **58.800km/h**

Rank	Race No.	Name	Team Code	Sprints Won	Finish Order	Lap Points			Total Points
						+	-	Balance	
1	2	MEYER Cameron	AUS	14, 15, 16, 17, 31, 32	22	20		20	<b>26</b>
2	54	STEWART Campbell	NZL	6, 9, 10, 19, 21	6	20		20	<b>25</b>
3	31	VOLIKAKIS Christos	GRE	4, 20	4	20		20	<b>22</b>
4	21	LARSEN Niklas	DEN	18, 23	11	20		20	<b>22</b>
5	65	FROIDEVAUX Robin	SUI		10	20		20	<b>20</b>
6	57	KRAWCZYK Szymon	POL		14	20		20	<b>20</b>
7	25	THOMAS Benjamin	FRA	5, 33, 34, 35	1				<b>4</b>
8	42	LAMON Francesco	ITA	7, 29, 30	18				<b>3</b>
9	38	ENGLISH Felix	IRL	24, 25, 26	20				<b>3</b>
10	45	HASHIMOTO Eiya	JPN	11, 12, 13	21				<b>3</b>
11	34	LEUNG Ka Yu	HKG	2, 3	19				<b>2</b>
12	58	ALVES OLIVEIRA Rui Filipe	POR	27, 28	23				<b>2</b>
13	14	CAVES Aidan	CAN	8	2				<b>1</b>
14	11	TSISHKOU Raman	BLR	22	7				<b>1</b>
15	49	ZAKHAROV Artyom	KAZ	1	9				<b>1</b>
16	1	CONTTE Tomas	ARG		3				<b>0</b>
17	7	de VYLDER Lindsay	BEL		5				<b>0</b>
18	50	PIETERS Roy	NED		8				<b>0</b>
19	75	HOLLOWAY Daniel	USA		12				<b>0</b>
20	71	GLADYSH Roman	UKR		13				<b>0</b>
21	28	MALCHAREK Moritz	GER		15				<b>0</b>
22	37	LOVASSY Krisztian	HUN		16				<b>0</b>
23	22	ZUAZUBISKAR GALLASTEGI Illart	ESP		17				<b>0</b>
24	62	PISKUNOV Maxim	RUS		24		20	-20	<b>-20</b>

Communiqué approved by the Secretary of the Commissaires Panel:

**LEGEND**

- Points lost                      + Points gained                      No. Number

**Men's Omnium / Omnium hommes**  
**Tempo Race 2\4 / Course tempo 2\4**  
**Start List / Liste de départ**  
 Sat 26 Jan 2019 - Race distance: 40 laps (10km)

Race Number	Name	Team Code
<b>At the fence</b>		
21	LARSEN Niklas	DEN
11	TSISHKOU Raman	BLR
31	VOLIKAKIS Christos	GRE
2	MEYER Cameron	AUS
14	CAVES Aidan	CAN
45	HASHIMOTO Eiya	JPN
57	KRAWCZYK Szymon	POL
1	CONTTE Tomas	ARG
58	ALVES OLIVEIRA Rui Filipe	POR
22	ZUAZUBISKAR GALLASTEGI Illart	ESP
71	GLADYSH Roman	UKR
37	LOVASSY Krisztian	HUN
<b>At the blue band</b>		
25	THOMAS Benjamin	FRA
75	HOLLOWAY Daniel	USA
42	LAMON Francesco	ITA
54	STEWART Campbell	NZL
7	de VYLDER Lindsay	BEL
50	PIETERS Roy	NED
28	MALCHAREK Moritz	GER
65	FROIDEVAUX Robin	SUI
49	ZAKHAROV Artyom	KAZ
34	LEUNG Ka Yu	HKG
38	ENGLISH Felix	IRL
62	PISKUNOV Maxim	RUS

Communiqué approved by the Secretary of the Commissaires Panel:

.....

**Men's Omnium / Omnium hommes  
Scratch Race 1\4 / Course scratch 1\4  
Results / Résultats**

Sat 26 Jan 2019 - Race distance: 40 laps (10km)

Elapsed time: **10:41**

Average Speed: **56.115km/h**

Rank	Race Number	Name	Team Code	Laps Down
1	21	LARSEN Niklas	DEN	
2	25	THOMAS Benjamin	FRA	-1
3	11	TSISHKOU Raman	BLR	-1
4	75	HOLLOWAY Daniel	USA	-1
5	31	VOLIKAKIS Christos	GRE	-1
6	42	LAMON Francesco	ITA	-1
7	2	MEYER Cameron	AUS	-1
8	54	STEWART Campbell	NZL	-1
9	14	CAVES Aidan	CAN	-1
10	7	de VYLDER Lindsay	BEL	-1
11	45	HASHIMOTO Eiya	JPN	-1
12	50	PIETERS Roy	NED	-1
13	57	KRAWCZYK Szymon	POL	-1
14	28	MALCHAREK Moritz	GER	-1
15	1	CONTTE Tomas	ARG	-1
16	65	FROIDEVAUX Robin	SUI	-1
17	58	ALVES OLIVEIRA Rui Filipe	POR	-1
18	49	ZAKHAROV Artyom	KAZ	-1
19	22	ZUAZUBISKAR GALLASTEGI Illart	ESP	-1
20	34	LEUNG Ka Yu	HKG	-1
21	71	GLADYSH Roman	UKR	-1
22	38	ENGLISH Felix	IRL	-1
23	37	LOVASSY Krisztian	HUN	-1
24	62	PISKUNOV Maxim	RUS	-1

Communiqué approved by the Secretary of the Commissaires Panel:

.....



**Men's Omnium / Omnium hommes**  
**Scratch Race 1\4 / Course scratch 1\4**  
**Start List / Liste de départ**  
 Sat 26 Jan 2019 - Race distance: 40 laps (10km)

Race Number	Name	Team Code
<b>At the fence</b>		
31	VOLIKAKIS Christos	GRE
25	THOMAS Benjamin	FRA
54	STEWART Campbell	NZL
7	de VYLDER Lindsay	BEL
75	HOLLOWAY Daniel	USA
37	LOVASSY Krisztian	HUN
71	GLADYSH Roman	UKR
14	CAVES Aidan	CAN
38	ENGLISH Felix	IRL
34	LEUNG Ka Yu	HKG
2	MEYER Cameron	AUS
22	ZUAZUBISKAR GALLASTEGI Illart	ESP
<b>At the blue band</b>		
11	TSISHKOU Raman	BLR
45	HASHIMOTO Eiya	JPN
1	CONTE Tomas	ARG
28	MALCHAREK Moritz	GER
49	ZAKHAROV Artyom	KAZ
58	ALVES OLIVEIRA Rui Filipe	POR
21	LARSEN Niklas	DEN
42	LAMON Francesco	ITA
62	PISKUNOV Maxim	RUS
50	PIETERS Roy	NED
57	KRAWCZYK Szymon	POL
65	FROIDEVAUX Robin	SUI

Communiqué approved by the Secretary of the Commissaires Panel:

.....

**Men's Madison / Madison hommes**
**World Cup Standings / Classement coupe du monde**  
 As of SUN 27 JAN 2019

<b>Event No 1</b>	Saint-Quentin-en-Yvelines (FRA)	19-21 OCT 2018
<b>Event No 2</b>	Milton (CAN)	26-28 OCT 2018
<b>Event No 3</b>	Berlin (GER)	30 NOV-2 DEC 2018
<b>Event No 4</b>	London (GBR)	14-16 DEC 2018
<b>Event No 5</b>	Cambridge (NZL)	18-20 JAN 2019
<b>Event No 6</b>	Hong-Kong (HKG)	25-27 JAN 2019

Rank	Name	Team Code	Event No 1	Event No 2	Event No 3	Event No 4	Event No 5	Event No 6	Total Points
1	DENMARK	DEN	500.0	500.0	500.0	500.0			2000.0
2	ITALY	ITA	250.0	175.0	375.0	325.0	350.0	300.0	1775.0
3	GREAT BRITAIN	GBR	375.0	450.0	450.0	450.0			1725.0
4	NETHERLANDS	NED	225.0		325.0	375.0	450.0	205.0	1580.0
5	NEW ZEALAND	NZL	120.0	225.0		225.0	500.0	500.0	1570.0
6	SPAIN	ESP	350.0	325.0	205.0	400.0	160.0	110.0	1550.0
7	SWITZERLAND	SUI	175.0	250.0	190.0	275.0	300.0	350.0	1540.0
8	AUSTRIA	AUT	300.0	145.0	225.0	350.0	275.0	145.0	1440.0
9	AUSTRALIA	AUS	400.0		350.0		225.0	450.0	1425.0
10	GERMANY	GER	325.0	190.0	400.0	190.0		175.0	1280.0
11	PORTUGAL	POR	275.0		275.0		325.0	375.0	1250.0
12	POLAND	POL	450.0	110.0	175.0	300.0		130.0	1165.0
13	HONG KONG, CHINA	HKG	190.0	275.0	160.0	175.0	175.0	160.0	1135.0
14	UNITED STATES OF AMERICA	USA		400.0			400.0	325.0	1125.0
15	FRANCE	FRA	205.0	350.0		160.0		400.0	1115.0
16	BELARUS	BLR	145.0	300.0	145.0		250.0	275.0	1115.0
17	BELGIUM	BEL	160.0	375.0	300.0	250.0			1085.0
18	IRELAND	IRL	110.0	205.0	250.0	205.0		225.0	995.0
19	RUSSIAN FEDERATION	RUS		160.0	130.0		375.0	250.0	915.0
20	UKRAINE	UKR	130.0	120.0	120.0	145.0	190.0	190.0	895.0
21	CZECH REPUBLIC	CZE		130.0	110.0				240.0
22	CHILE	CHI					205.0		205.0
23	KAZAKHSTAN	KAZ						120.0	120.0

**Men's Madison / Madison hommes**
**Final / Finale**
**Results / Résultats**

Sun 27 Jan 2019 - Race distance: 120 laps (30km) with 12 sprints

 Elapsed time: **30:45**

 Average Speed: **58.522km/h**

Rank	Race Number	Name	Sprint Number												Lap Points			Finish Order	Points
			1	2	3	4	5	6	7	8	9	10	11	12	+	-	Balance		
1	17	<b>NZL - New Zealand</b>	5		2		5		1		2	5	3	10				1	33
		Black	SEXTON Thomas																
		Red	STEWART Campbell																
2	16	<b>AUS - Australia</b>		5					2					2	20		20	4	29
		Black	WELSFORD Sam																
		Red	O'BRIEN Kelland																
3	11	<b>FRA - France</b>		3	3	2	3			2		2		6				2	21
		Black	THOMAS Benjamin																
		Red	MAITRE Florian																
4	7	<b>POR - Portugal</b>		1		1	2		3	5	5		2				6	19	
		Black	ALVES OLIVEIRA Rui Filipe																
		Red	MATIAS Joao																
5	8	<b>SUI - Switzerland</b>			1	3					3	3	4				3	14	
		Black	MARGUET Tristan																
		Red	SELENATI Nico																
6	10	<b>USA - United States</b>						5	5								18	10	
		Black	HOLLOWAY Daniel																
		Red	HEGYVARY Adrian																
7	3	<b>ITA - Italy</b>	3					3									7	6	
		Black	BERTAZZO Liam																
		Red	SCARTEZZINI Michele																
8	9	<b>BLR - Belarus</b>		2						3		1					8	6	
		Black	SHEMETAU Mikhail																
		Red	TSISHKOU Raman																
9	12	<b>RUS - Russian Federation</b>				5											5	5	
		Black	ERSHOV Artur																
		Red	MANAKOV Viktor																
10	6	<b>IRL - Ireland</b>			5												15	5	
		Black	ENGLISH Felix																
		Red	DOWNEY Mark																
11	15	<b>NED - Netherlands</b>					1	1									17	2	
		Black	PIETERS Roy																
		Red	HAVIK Yoei																
12	14	<b>UKR - Ukraine</b>								1							12	1	
		Black	GLADYSH Roman																
		Red	HRYNIV Vitaliy																
13	1	<b>GER - Germany</b>	2												20	-20	13	-18	
		Black	MALCHAREK Moritz																
		Red	ROHDE Leon																
14	13	<b>HKG - Hong Kong, China</b>							2						20	-20	16	-18	
		Black	LEUNG Chun Wing																
		Red	CHEUNG King Lok																
15	4	<b>AUT - Austria</b>										1			20	-20	9	-19	
		Black	MASTALLER Stefan																
		Red	MATZNER Stefan																
16	5	<b>POL - Poland</b>							1						20	-20	10	-19	
		Black	KRAWCZYK Szymon																
		Red	RUDYK Bartosz																
17	18	<b>KAZ - Kazakhstan</b>										5			40	-40	11	-35	
		Black	ZAKHAROV Artyom																
		Red	GAINEYEV Robert																

**Men's Madison / Madison hommes**
**Final / Finale**
**Results / Résultats**

Sun 27 Jan 2019 - Race distance: 120 laps (30km) with 12 sprints

 Elapsed time: **30:45**

 Average Speed: **58.522km/h**

Rank	Race Number	Name	Sprint Number												Lap Points			Finish Order	Points		
			1	2	3	4	5	6	7	8	9	10	11	12	+	-	Balance				
18	2	<b>ESP - Spain</b>	1															60	-60	14	-59
	Black	ZUAZUBISKAR GALLASTEGI Illart																			
	Red	PELEGRI FERRANDIS Oscar																			

Communiqué approved by the Secretary of the Commissaires Panel:

**Men's Madison / Madison hommes**  
**Final / Finale**

**Start List / Liste de départ**

Sun 27 Jan 2019 - Race distance: 120 laps (30km) with 12 sprints

Race Number	Team	Colour	Name
1	GER - Germany	BLACK RED	MALCHAREK Moritz ROHDE Leon
2	ESP - Spain	BLACK RED	ZUAZUBISKAR GALLASTEGI Illart PELEGRI FERRANDIS Oscar
3	ITA - Italy	BLACK RED	BERTAZZO Liam SCARTEZZINI Michele
4	AUT - Austria	BLACK RED	MASTALLER Stefan MATZNER Stefan
5	POL - Poland	BLACK RED	KRAWCZYK Szymon RUDYK Bartosz
6	IRL - Ireland	BLACK RED	ENGLISH Felix DOWNEY Mark
7	POR - Portugal	BLACK RED	ALVES OLIVEIRA Rui Filipe MATIAS Joao
8	SUI - Switzerland	BLACK RED	MARGUET Tristan SELENATI Nico
9	BLR - Belarus	BLACK RED	SHEMETAU Mikhail TSISHKOU Raman
10	USA - United States	BLACK RED	HOLLOWAY Daniel HEGYVARY Adrian
11	FRA - France	BLACK RED	THOMAS Benjamin MAITRE Florian
12	RUS - Russian Federation	BLACK RED	ERSHOV Artur MANAKOV Viktor
13	HKG - Hong Kong, China	BLACK RED	LEUNG Chun Wing CHEUNG King Lok
14	UKR - Ukraine	BLACK RED	GLADYSH Roman HRYNIV Vitaliy
15	NED - Netherlands	BLACK RED	PIETERS Roy HAVIK Yoeri
16	AUS - Australia	BLACK RED	WELSFORD Sam O'BRIEN Kelland
17	NZL - New Zealand	BLACK RED	SEXTON Thomas STEWART Campbell

**Men's Madison / Madison hommes  
Final / Finale****Start List / Liste de départ**

Sun 27 Jan 2019 - Race distance: 120 laps (30km) with 12 sprints

Race Number	Team	Colour	Name
18	KAZ - Kazakhstan	BLACK	ZAKHAROV Artyom
		RED	GAINEYEV Robert

Communiqué approved by the Secretary of the Commissaires Panel:



**Men's Scratch Race / Course scratch hommes**
**World Cup Standings / Classement coupe du monde**

As of SAT 26 JAN 2019

<b>Event No 1</b>	Saint-Quentin-en-Yvelines (FRA)	19-21 OCT 2018
<b>Event No 2</b>	Milton (CAN)	26-28 OCT 2018
<b>Event No 3</b>	Berlin (GER)	30 NOV-2 DEC 2018
<b>Event No 4</b>	London (GBR)	14-16 DEC 2018
<b>Event No 5</b>	Cambridge (NZL)	18-20 JAN 2019
<b>Event No 6</b>	Hong-Kong (HKG)	25-27 JAN 2019

Rank	Name	Team Code	Event No 1	Event No 2	Event No 3	Event No 4	Event No 5	Event No 6	Total Points
1	HRYNIV Vitaliy	UKR	225.0	500.0			350.0	205.0	1280.0
2	MATZNER Stefan	AUT	500.0	130.0			400.0	225.0	1255.0
3	VOLIKAKIS Christos	GRE		400.0			500.0		900.0
4	KARALIOK Yauheni	BLR	300.0				190.0	375.0	865.0
5	GUO Liang	CHN					275.0	500.0	775.0
6	DAVY Clement	FRA		325.0				400.0	725.0
7	ENGLISH Felix	IRL	325.0	375.0					700.0
8	HEGYVARY Adrian	USA					225.0	450.0	675.0
9	MATIAS Joao	POR					250.0	325.0	575.0
10	LEUNG Ka Yu	HKG	350.0	160.0					510.0
11	SCARTEZZINI Michele	ITA		145.0					495.0
12	SCHIR Thery	SUI					450.0	350.0	450.0
13	WOOD Oliver	GBR		450.0					450.0
14	HOWARD Leigh	AUS	450.0						450.0
15	de PAUW Moreno	BEL	175.0	275.0					450.0
16	LOVASSY Krisztian	HUN		190.0				250.0	440.0
17	GAREL Adrien	FRA	400.0						400.0
18	STASH Mamy	RUS	130.0	250.0					380.0
19	DRIZNERS Jarrad	AUS					375.0		375.0
20	LAMON Francesco	ITA	375.0						375.0
21	VOLIKAKIS Zafeirios	GRE	80.0					275.0	355.0
22	BURTONIK Evan	PTM		350.0					350.0
23	MORO Stefano	ITA					325.0		325.0
24	MALCHAREK Moritz	GER		175.0				130.0	305.0
25	SEXTON Thomas	NZL						300.0	300.0
26	KERGOZOU Nicholas	NZL					300.0		300.0
27	MORA VEDRI Sebastian	ESP		300.0					300.0
28	TIPPER Jacob	HUB	190.0	110.0					300.0
29	TEKLINSKI Adrian	POL		120.0				160.0	280.0
30	OLIVEIRA Ivo	POR	275.0						275.0
31	ZUAZUBISKAR GALLASTEGI I.	EUS	100.0				175.0		275.0
32	SCHMID Mauro	SUI	250.0						250.0
33	TSISHKOU Raman	BLR		225.0					225.0
34	EEFTING Roy	NED					205.0		205.0
35	SELENATI Nico	SUI		205.0					205.0
36	STROETINGA Wim	NED	205.0						205.0
37	VOGEL Alex	SUI						190.0	190.0
38	SLATTERY Godfrey	AUS						175.0	175.0
39	MICHALICKA Stefan	SVK	70.0	100.0					170.0
40	HALL Stephen	MPB	160.0						160.0
41	GAINEYEV Robert	KAZ						145.0	145.0
42	RUIZ Ivan Gabriel	ARG	145.0						145.0
43	RUDYK Bartosz	POL	120.0						120.0

**Men's Scratch Race / Course scratch hommes**
**World Cup Standings / Classement coupe du monde**

As of SAT 26 JAN 2019

Rank	Name	Team Code	Event No 1	Event No 2	Event No 3	Event No 4	Event No 5	Event No 6	Total Points
44	FILUTAS Viktor	HUN	110.0						110.0
45	BUTSAVAGE Justin	USA		90.0					90.0
46	BABOR Daniel	CZE	90.0						90.0
47	COLE Tyler	DPS		80.0					80.0

**Men's Scratch Race / Course scratch hommes**  
**Final / Finale**  
**Results / Résultats**

Sat 26 Jan 2019 - Race distance: 60 laps (15km)

Elapsed time: **16:53**

Average Speed: **53.271km/h**

Rank	Race Number	Name	Team Code	Laps Down
1	117	GUO Liang	CHN	
2	314	HEGYVARY Adrian	USA	
3	147	DAVY Clement	FRA	
4	10	KARALIOK Yauheni	BLR	
5	194	SCARTEZZINI Michele	ITA	-1
6	59	MATIAS Joao	POR	-1
7	53	SEXTON Thomas	NZL	-1
8	32	VOLIKAKIS Zafeiris	GRE	-1
9	37	LOVASSY Krisztian	HUN	-1
10	95	MATZNER Stefan	AUT	-1
11	72	HRYNIV Vitaliy	UKR	-1
12	300	VOGEL Alex	SUI	-1
13	88	SLATTERY Godfrey	AUS	-1
14	277	TEKLINSKI Adrian	POL	-1
15	215	GAINIEYEV Robert	KAZ	-1
16	28	MALCHAREK Moritz	GER	-1
	22	ZUAZUBISKAR GALLASTEGI Illart	ESP	DNF
	249	LAO Long San	MAC	DNF
	292	STASH Mamy	RUS	DNF
	254	BATSAIKHAN Tegshbayar	MGL	DNS

Communiqué approved by the Secretary of the Commissaires Panel:

<b>LEGEND</b>
<b>DNF</b> Did Not Finish <b>DNS</b> Did Not Start

**Men's Scratch Race / Course scratch hommes**  
**Final / Finale**  
**Start List / Liste de départ**

Sat 26 Jan 2019 - Race distance: 60 laps (15km)

Race Number	Name	Team Code
<b>At the fence</b>		
194	SCARTEZZINI Michele	ITA
72	HRYNIV Vitaliy	UKR
314	HEGYVARY Adrian	USA
215	GAINEYEV Robert	KAZ
53	SEXTON Thomas	NZL
292	STASH Mamy	RUS
254	BATSAIKHAN Tegshbayar	MGL
22	ZUAZUBISKAR GALLASTEGI Illart	ESP
117	GUO Liang	CHN
249	LAO Long San	MAC
<b>At the blue band</b>		
10	KARALIOK Yauheni	BLR
95	MATZNER Stefan	AUT
37	LOVASSY Krisztian	HUN
147	DAVY Clement	FRA
59	MATIAS Joao	POR
277	TEKLINSKI Adrian	POL
28	MALCHAREK Moritz	GER
300	VOGEL Alex	SUI
32	VOLIKAKIS Zafeiris	GRE
88	SLATTERY Godfrey	AUS

Communiqué approved by the Secretary of the Commissaires Panel:

.....

**Women's Team Sprint / Vitesse par équipe femmes**
**World Cup Standings / Classement coupe du monde**

As of FRI 25 JAN 2019

<b>Event No 1</b>	Saint-Quentin-en-Yvelines (FRA)	19-21 OCT 2018
<b>Event No 2</b>	Milton (CAN)	26-28 OCT 2018
<b>Event No 3</b>	Berlin (GER)	30 NOV-2 DEC 2018
<b>Event No 4</b>	London (GBR)	14-16 DEC 2018
<b>Event No 5</b>	Cambridge (NZL)	18-20 JAN 2019
<b>Event No 6</b>	Hong-Kong (HKG)	25-27 JAN 2019

Rank	Name	Team Code	Event No 1	Event No 2	Event No 3	Event No 4	Event No 5	Event No 6	Total Points
1	GERMANY	GER	350.0	450.0	450.0	450.0		375.0	2075.0
2	UKRAINE	UKR	400.0	350.0	325.0	205.0	250.0	450.0	1980.0
3	POLAND	POL	250.0	300.0	250.0	225.0	400.0	350.0	1775.0
4	GAZPROM-RUSVELO	RVL	500.0	400.0	500.0	350.0			1750.0
5	PEOPLE'S REPUBLIC OF CHINA	CHN	190.0		400.0	500.0	130.0	500.0	1720.0
6	LITHUANIA	LTU	275.0	225.0	225.0	325.0	160.0	400.0	1610.0
7	GREAT BRITAIN	GBR	300.0	250.0	350.0	250.0	225.0	160.0	1535.0
8	FRANCE	FRA	325.0	275.0		375.0	450.0		1425.0
9	SPAIN	ESP	205.0	205.0	190.0	175.0	300.0	325.0	1400.0
10	NETHERLANDS	NED	225.0	375.0	375.0	400.0			1375.0
11	NEW ZEALAND	NZL	375.0	325.0			275.0	175.0	1150.0
12	AUSTRALIA	AUS	450.0	500.0				130.0	1080.0
13	HONG KONG, CHINA	HKG	160.0	145.0	130.0	130.0	190.0	205.0	960.0
14	CANADA	CAN		190.0	175.0	160.0	205.0	190.0	920.0
15	ITALY	ITA	175.0	130.0	160.0	145.0	175.0	120.0	905.0
16	HOLY BROTHER CYCLING TEAM	HBT					500.0	250.0	750.0
17	MEXICO	MEX		175.0	275.0	300.0			750.0
18	KOREA	KOR			205.0	190.0		300.0	695.0
19	LOOK CYCLE CHINA PROTEAM	LCT					325.0	275.0	600.0
20	GIANT-MAX SUCCESS SPORTS PRO CYCLI.	MSP					350.0	225.0	575.0
21	RUSSIAN FEDERATION	RUS			300.0	275.0			575.0
22	UNITED STATES OF AMERICA	USA		160.0			145.0	145.0	450.0
23	SUBWAY NEW ZEALAND TRACK TRADE TEAM	SUB					375.0		375.0
24	MALAYSIA	MAS	145.0	120.0					265.0
25	INDIA	IND			145.0				145.0
26	INDONESIA	INA						110.0	110.0

25-27 January 2019

Communiqué no. 96 Rectificatif 1

**Women's Team Sprint / Vitesse par équipe femmes**  
**Finals / Finales**  
**Results and Final Classification / Résultats et classement final**  
 Fri 25 Jan 2019 - Race distance: 2 laps

<b>World Record</b>	32.034 CHN - China	Saint-Quentin-En-Yvelines (FRA)	18 FEB 2015
---------------------	--------------------	---------------------------------	-------------

Rank	Team / Name	Lap 1	Time Lap 1-2	Average Speed km/h
<b>Final For Gold</b>				
GOLD	<b>1 CHN - China</b>	19.105	<b>32.934</b>	54.655
	126 LIN Junhong		13.829	
	130 ZHONG Tianshi			
SILVER	<b>2 UKR - Ukraine</b>	19.155	<b>33.430</b>	53.844
	313 STARIKOVA Olena		14.275	
	310 BASOVA Liubov			
<b>Final For Bronze</b>				
BRONZE	<b>3 LTU - Lithuania</b>	19.461	<b>33.480</b>	53.763
	248 MAROZAITE Migle		14.019	
	247 KRUPECKAITE Simona			
	<b>4 GER - Germany</b>	19.474	<b>33.488</b>	53.751
	165 FRIEDRICH Lea Sophie		14.014	
	166 HINZE Emma			
<b>Eliminated after First round</b>				
	<b>5 POL - Poland</b>			
	279 KARWACKA Marlena			
	280 LOS Urszula			
	<b>6 ESP - Spain</b>			
	142 CALVO BARBERO Tania			
	143 CASAS ROIGE Helena			
	<b>7 KOR - Republic of Korea</b>			
	229 KIM Taenam			
	231 LEE Hyejin			
	<b>8 LCT - Look Cycle China Proteam</b>			
	238 CHEN Feifei			
	239 SHEN Chaoyue			
<b>Did not qualify for First round</b>				
	<b>9 HBT - Holy Brother Cycling Team</b>			
	174 SONG Chaorui			
	173 BAO Shanju			
	<b>10 MSP - Giant-Max Success Sports Pro Cycling</b>			
	259 ZHUANG Wei			
	258 ZHANG Linyin			
	<b>11 HKG - Hong Kong, China</b>			
	180 LI Yin Yin			
	178 LEE Wai Sze			
	<b>12 CAN - Canada</b>			
	114 WALSH Amelia			
	112 MITCHELL Kelsey			
	<b>13 NZL - New Zealand</b>			
	269 PODMORE Olivia			
	266 CHRISTIE Tahlay			



**Women's Team Sprint / Vitesse par équipe femmes**  
**Finals / Finales**  
**Results and Final Classification / Résultats et classement final**  
 Fri 25 Jan 2019 - Race distance: 2 laps

Rank	Team / Name	Lap 1	Time Lap 1-2	Average Speed km/h
<b>14 GBR - Great Britain</b>				
154	MERCHANT Katy			
155	WILLIAMSON Victoria			
<b>15 USA - United States</b>				
321	MARQUARDT Mandy			
320	GODBY Madalyn			
<b>16 AUS - Australia</b>				
93	WARD Caitlin			
92	TAKOS Holly			
<b>17 ITA - Italy</b>				
198	FIDANZA Martina			
199	VECE Miriam			
<b>18 INA - Indonesia</b>				
184	LESTARI Wiji			
183	DWI PUTRI Crismonita			

**No 18 GERMANY (GER)**

Fine 100 CHF for failure to obey commissaires instructions  
 Amende 100 CHF pour avoir ignoré les instructions des commissaires

Communiqué approved by the Secretary of the Commissaires Panel:

**Note:**  
 Riders are presented in their starting order

25-27 January 2019

**Women's Team Sprint / Vitesse par équipe femmes**  
**Finals / Finales**  
**Race Analysis / Analyse de course**

**GOLD**

CHN - China				UKR - Ukraine			
Distance	Time	Rank	Lap Time	Distance	Time	Rank	Lap Time
125m	11.731	1		125m	11.882	2	
250m	19.105	1	19.105	250m	19.155	2	19.155
375m	26.000	1		375m	26.221	2	
500m	32.934	1	13.829	500m	33.430	2	14.275

**BRONZE**

GER - Germany				LTU - Lithuania			
Distance	Time	Rank	Lap Time	Distance	Time	Rank	Lap Time
125m	12.096	2		125m	12.006	1	
250m	19.474	2	19.474	250m	19.461	1	19.461
375m	26.466	2		375m	26.422	1	
500m	33.488	4	14.014	500m	33.480	3	14.019

Communiqué approved by the Secretary of the Commissaires Panel:

**Women's Team Sprint / Vitesse par équipe femmes**  
**Finals / Finales**  
**Start List / Liste de départ**  
 Fri 25 Jan 2019 - Race distance: 2 laps

<b>World Record</b>	32.034 CHN - China	Saint-Quentin-En-Yvelines (FRA)	18 FEB 2015
---------------------	--------------------	---------------------------------	-------------

Heat	Race Number	Team / Name	Time
FOR BRONZE		<b>GER - Germany</b>	_____
	165	FRIEDRICH Lea Sophie	
	166	HINZE Emma	
		<b>LTU - Lithuania</b>	_____
	248	MAROZAITE Migle	
	247	KRUPECKAITE Simona	
FOR GOLD		<b>CHN - China</b>	_____
	126	LIN Junhong	
	130	ZHONG Tianshi	
		<b>UKR - Ukraine</b>	_____
	313	STARIKOVA Olena	
	310	BASOVA Liubov	

Communiqué approved by the Secretary of the Commissaires Panel:

.....

**Note:**  
 The composition of the teams may be subject to change up to 30 minutes before the start of the race. Sorted in the order given by the team.

**Women's Team Sprint / Vitesse par équipe femmes**  
**First Round / Premier tour**  
**Results / Résultats**

Fri 25 Jan 2019 - Race distance: 2 laps

<b>World Record</b>	32.034 CHN - China	Saint-Quentin-En-Yvelines (FRA)	18 FEB 2015
---------------------	--------------------	---------------------------------	-------------

Heat	Rank	Team / Name	Lap 1	Time Lap 1-2	Average Speed km/h			
1	<b>1</b>	<b>LTU - Lithuania</b>	19.518	<b>33.652</b>	53.489	QB		
		248 MAROZAITE Migle		14.134				
		247 KRUPECKAITE Simona						
	<b>2</b>	<b>LCT - Look Cycle China Proteam</b>		19.268			<b>33.849</b>	53.177
		238 CHEN Feifei					14.581	
		239 SHEN Chaoyue						
2	<b>1</b>	<b>UKR - Ukraine</b>	19.078	<b>33.394</b>	53.902	QG		
		313 STARIKOVA Olena		14.316				
		310 BASOVA Liubov						
	<b>2</b>	<b>POL - Poland</b>		19.329			<b>33.572</b>	53.616
		279 KARWACKA Marlena					14.243	
		280 LOS Urszula						
3	<b>1</b>	<b>GER - Germany</b>	19.390	<b>33.482</b>	53.760	QB		
		165 FRIEDRICH Lea Sophie		14.092				
		166 HINZE Emma						
	<b>2</b>	<b>ESP - Spain</b>		19.268			<b>33.762</b>	53.314
		142 CALVO BARBERO Tania					14.494	
		143 CASAS ROIGE Helena						
4	<b>1</b>	<b>CHN - China</b>	19.109	<b>33.032</b>	54.493	QG		
		126 LIN Junhong		13.923				
		130 ZHONG Tianshi						
	<b>2</b>	<b>KOR - Republic of Korea</b>		19.406			<b>33.786</b>	53.277
		229 KIM Taenam					14.380	
		231 LEE Hyejin						

**Qualification Rule:**

The fastest two winning teams race for the gold and silver medals, and the other two winning teams race for the bronze medal. Losers are classified from 5th to 8th place by their times in the First Round.

Communiqué approved by the Secretary of the Commissaires Panel:

**LEGEND**

**QB** Qualified for Bronze                      **QG** Qualified for Gold

25-27 January 2019

**Women's Team Sprint / Vitesse par équipe femmes**  
**First Round / Premier tour**  
**Race Analysis / Analyse de course**

**Heat 1**

LTU - Lithuania				LCT - Look Cycle China Proteam			
Distance	Time	Rank	Lap Time	Distance	Time	Rank	Lap Time
125m	11.965	2		125m	11.674	1	
250m	19.518	2	19.518	250m	19.268	1	19.268
375m	26.501	1		375m	26.515	2	
500m	33.652	1	14.134	500m	33.849	2	14.581

**Heat 2**

UKR - Ukraine				POL - Poland			
Distance	Time	Rank	Lap Time	Distance	Time	Rank	Lap Time
125m	11.798	2		125m	11.785	1	
250m	19.078	1	19.078	250m	19.329	2	19.329
375m	26.168	1		375m	26.400	2	
500m	33.394	1	14.316	500m	33.572	2	14.243

**Heat 3**

GER - Germany				ESP - Spain			
Distance	Time	Rank	Lap Time	Distance	Time	Rank	Lap Time
125m	11.954	2		125m	11.841	1	
250m	19.390	2	19.390	250m	19.268	1	19.268
375m	26.402	1		375m	26.468	2	
500m	33.482	1	14.092	500m	33.762	2	14.494

**Heat 4**

CHN - China				KOR - Republic of Korea			
Distance	Time	Rank	Lap Time	Distance	Time	Rank	Lap Time
125m	11.745	1		125m	11.751	2	
250m	19.109	1	19.109	250m	19.406	2	19.406
375m	26.057	1		375m	26.544	2	
500m	33.032	1	13.923	500m	33.786	2	14.380

Communiqué approved by the Secretary of the Commissaires Panel:

25-27 January 2019

Communiqué no. 93 Rectificatif 1

**Women's Team Sprint / Vitesse par équipe femmes**  
**First Round / Premier tour**  
**Start List / Liste de départ**  
 Fri 25 Jan 2019 - Race distance: 2 laps

**World Record** 32.034 CHN - China Saint-Quentin-En-Yvelines (FRA) 18 FEB 2015

Heat	Race Number	Team / Name	Time
1		<b>LTU - Lithuania</b>	_____
	248	MAROZAITE Migle	
	247	KRUPECKAITE Simona	
		<b>LCT - Look Cycle China Proteam</b>	_____
	238	CHEN Feifei	
	239	SHEN Chaoyue	
2		<b>UKR - Ukraine</b>	_____
	313	STARIKOVA Olena	
	310	BASOVA Liubov	
		<b>POL - Poland</b>	_____
	279	KARWACKA Marlena	
	280	LOS Urszula	
3		<b>GER - Germany</b>	_____
	165	FRIEDRICH Lea Sophie	
	166	HINZE Emma	
		<b>ESP - Spain</b>	_____
	142	CALVO BARBERO Tania	
	143	CASAS ROIGE Helena	
4		<b>CHN - China</b>	_____
	126	LIN Junhong	
	130	ZHONG Tianshi	
		<b>KOR - Republic of Korea</b>	_____
	229	KIM Taenam	
	231	LEE Hyejin	

**Qualification Rule:**

The fastest two winning teams race for the gold and silver medals, and the other two winning teams race for the bronze medal. Losers are classified from 5th to 8th place by their times in the First Round.

Communiqué approved by the Secretary of the Commissaires Panel:

**Note:**

The composition of the teams may be subject to change up to 30 minutes before the start of the race. Sorted in the order given by the team.



25-27 January 2019

Communiqué no. 92

**Women's Team Sprint / Vitesse par équipe femmes**  
**Qualifying / Qualifications**  
**Results / Résultats**

Fri 25 Jan 2019 - Race distance: 2 laps

**World Record** 32.034 CHN - China Saint-Quentin-En-Yvelines (FRA) 18 FEB 2015

Rank	Team / Name	Lap 1	Time Lap 1-2	Average Speed km/h
1	<b>CHN - China</b> 125 GUO Yufang 130 ZHONG Tianshi	19.288 (4)	<b>33.377 (1)</b> 14.089 (1)	53.929
2	<b>GER - Germany</b> 165 FRIEDRICH Lea Sophie 166 HINZE Emma	19.363 (5)	<b>33.575 (2)</b> 14.212 (3)	53.611
3	<b>UKR - Ukraine</b> 313 STARIKOVA Olena 310 BASOVA Liubov	19.222 (2)	<b>33.600 (3)</b> 14.378 (5)	53.571
4	<b>LTU - Lithuania</b> 248 MAROZAITE Migle 247 KRUPECKAITE Simona	19.424 (6)	<b>33.732 (4)</b> 14.308 (4)	53.362
5	<b>LCT - Look Cycle China Proteam</b> 238 CHEN Feifei 239 SHEN Chaoyue	19.241 (3)	<b>33.855 (5)</b> 14.614 (12)	53.168
6	<b>POL - Poland</b> 279 KARWACKA Marlina 280 LOS Urszula	19.529 (9)	<b>33.909 (6)</b> 14.380 (6)	53.083
7	<b>ESP - Spain</b> 142 CALVO BARBERO Tania 143 CASAS ROIGE Helena	19.486 (8)	<b>34.062 (7)</b> 14.576 (11)	52.845
8	<b>KOR - Republic of Korea</b> 229 KIM Taenam 231 LEE Hyejin	19.687 (13)	<b>34.096 (8)</b> 14.409 (7)	52.792
9	<b>HBT - Holy Brother Cycling Team</b> 174 SONG Chaorui 173 BAO Shanju	19.571 (10)	<b>34.107 (9)</b> 14.536 (10)	52.775
10	<b>MSP - Giant-Max Success Sports Pro Cycling</b> 259 ZHUANG Wei 258 ZHANG Linyin	19.444 (7)	<b>34.202 (10)</b> 14.758 (14)	52.629
11	<b>HKG - Hong Kong, China</b> 180 LI Yin Yin 178 LEE Wai Sze	20.096 (15)	<b>34.228 (11)</b> 14.132 (2)	52.589
12	<b>CAN - Canada</b> 114 WALSH Amelia 112 MITCHELL Kelsey	19.861 (14)	<b>34.341 (12)</b> 14.480 (8)	52.415
13	<b>NZL - New Zealand</b> 269 PODMORE Olivia 266 CHRISTIE Tahlay	19.580 (11)	<b>34.397 (13)</b> 14.817 (16)	52.330
14	<b>GBR - Great Britain</b> 154 MARCHANT Katy 155 WILLIAMSON Victoria	19.213 (1)	<b>34.531 (14)</b> 15.318 (17)	52.127
15	<b>USA - United States</b> 321 MARQUARDT Mandy 320 GODBY Madalyn	20.222 (16)	<b>34.925 (15)</b> 14.703 (13)	51.539

**Women's Team Sprint / Vitesse par équipe femmes**  
**Qualifying / Qualifications**  
**Results / Résultats**

Fri 25 Jan 2019 - Race distance: 2 laps

Rank	Team / Name	Lap 1	Time Lap 1-2	Average Speed km/h
16	<b>AUS - Australia</b>	19.658 (12)	<b>35.060 (16)</b>	51.341
	93 WARD Caitlin		15.402 (18)	
	92 TAKOS Holly			
17	<b>ITA - Italy</b>	20.284 (17)	<b>35.089 (17)</b>	51.298
	198 FIDANZA Martina		14.805 (15)	
	199 VECE Miriam			
18	<b>INA - Indonesia</b>	20.711 (18)	<b>35.232 (18)</b>	51.090
	184 LESTARI Wiji		14.521 (9)	
	183 DWI PUTRI Crismonita			

**Qualification Rule:**

Fastest 8 teams qualify for the first round.

Communiqué approved by the Secretary of the Commissaires Panel:

25-27 January 2019

**Women's Team Sprint / Vitesse par équipe femmes**  
**Qualifying / Qualifications**  
**Race Analysis / Analyse de course**

Heat 1				Heat 2			
INA - Indonesia				KOR - Republic of Korea			
Distance	Time	Rank	Lap Time	Distance	Time	Rank	Lap Time
125m	12.867	18		125m	12.040	12	
250m	20.711	18	20.711	250m	19.687	13	19.687
375m	28.020	18		375m	26.882	11	
500m	35.232	18	14.521	500m	34.096	8	14.409

Heat 3				Heat 4			
CAN - Canada				USA - United States			
Distance	Time	Rank	Lap Time	Distance	Time	Rank	Lap Time
125m	12.092	13		125m	12.570	17	
250m	19.861	14	19.861	250m	20.222	16	20.222
375m	27.075	13		375m	27.554	16	
500m	34.341	12	14.480	500m	34.925	15	14.703

Heat 5				Heat 6			
ITA - Italy				LTU - Lithuania			
Distance	Time	Rank	Lap Time	Distance	Time	Rank	Lap Time
125m	12.515	16		125m	11.912	5	
250m	20.284	17	20.284	250m	19.424	6	19.424
375m	27.738	17		375m	26.512	5	
500m	35.089	17	14.805	500m	33.732	4	14.308

Heat 7				Heat 8			
HKG - Hong Kong, China				UKR - Ukraine			
Distance	Time	Rank	Lap Time	Distance	Time	Rank	Lap Time
125m	12.279	15		125m	11.944	7	
250m	20.096	15	20.096	250m	19.222	2	19.222
375m	27.218	14		375m	26.347	2	
500m	34.228	11	14.132	500m	33.600	3	14.378

Heat 9				Heat 10			
ESP - Spain				AUS - Australia			
Distance	Time	Rank	Lap Time	Distance	Time	Rank	Lap Time
125m	11.995	9		125m	12.161	14	
250m	19.486	8	19.486	250m	19.658	12	19.658
375m	26.653	6		375m	27.348	15	
500m	34.062	7	14.576	500m	35.060	16	15.402

Heat 11				Heat 12			
POL - Poland				GBR - Great Britain			
Distance	Time	Rank	Lap Time	Distance	Time	Rank	Lap Time
125m	11.928	6		125m	11.720	2	
250m	19.529	9	19.529	250m	19.213	1	19.213
375m	26.663	7		375m	26.824	10	
500m	33.909	6	14.380	500m	34.531	14	15.318

Heat 13				Heat 14			
MSP - Giant-Max Success Sports Pro Cycling				LCT - Look Cycle China Proteam			
Distance	Time	Rank	Lap Time	Distance	Time	Rank	Lap Time
125m	11.952	8		125m	11.645	1	
250m	19.444	7	19.444	250m	19.241	3	19.241
375m	26.726	8		375m	26.460	4	
500m	34.202	10	14.758	500m	33.855	5	14.614

25-27 January 2019

**Women's Team Sprint / Vitesse par équipe femmes**  
**Qualifying / Qualifications**  
**Race Analysis / Analyse de course**

Heat 15				Heat 16			
HBT - Holy Brother Cycling Team				CHN - China			
Distance	Time	Rank	Lap Time	Distance	Time	Rank	Lap Time
125m	12.009	11		125m	11.837	3	
250m	19.571	10	19.571	250m	19.288	4	19.288
375m	26.777	9		375m	26.318	1	
500m	34.107	9	14.536	500m	33.377	1	14.089

Heat 17				Heat 18			
NZL - New Zealand				GER - Germany			
Distance	Time	Rank	Lap Time	Distance	Time	Rank	Lap Time
125m	11.995	9		125m	11.903	4	
250m	19.580	11	19.580	250m	19.363	5	19.363
375m	26.926	12		375m	26.424	3	
500m	34.397	13	14.817	500m	33.575	2	14.212

Communiqué approved by the Secretary of the Commissaires Panel:

**Women's Team Sprint / Vitesse par équipe femmes**  
**Qualifying / Qualifications**  
**Start List / Liste de départ**  
 Fri 25 Jan 2019 - Race distance: 2 laps

<b>World Record</b>	32.034 CHN - China	Saint-Quentin-En-Yvelines (FRA)	18 FEB 2015
---------------------	--------------------	---------------------------------	-------------

Heat	Race Number	Team / Name	Time
1		<b>INA - Indonesia</b>	_____
	183	DWI PUTRI Crismonita	
	184	LESTARI Wiji	
2		<b>KOR - Republic of Korea</b>	_____
	229	KIM Taenam	
	231	LEE Hyejin	
3		<b>CAN - Canada</b>	_____
	112	MITCHELL Kelsey	
	114	WALSH Amelia	
4		<b>USA - United States</b>	_____
	320	GODBY Madalyn	
	321	MARQUARDT Mandy	
5		<b>ITA - Italy</b>	_____
	198	FIDANZA Martina	
	199	VECE Miriam	
6		<b>LTU - Lithuania</b>	_____
	248	MAROZAITE Migle	
	247	KRUPECKAITE Simona	
7		<b>HKG - Hong Kong, China</b>	_____
	178	LEE Wai Sze	
	180	LI Yin Yin	
8		<b>UKR - Ukraine</b>	_____
	310	BASOVA Liubov	
	313	STARIKOVA Olena	
9		<b>ESP - Spain</b>	_____
	142	CALVO BARBERO Tania	
	143	CASAS ROIGE Helena	

**Women's Team Sprint / Vitesse par équipe femmes**  
**Qualifying / Qualifications**  
**Start List / Liste de départ**  
 Fri 25 Jan 2019 - Race distance: 2 laps

Heat	Race Number	Team / Name	Time
10		<b>AUS - Australia</b>	_____
	93	WARD Caitlin	
	92	TAKOS Holly	
11		<b>POL - Poland</b>	_____
	279	KARWACKA Marlena	
	280	LOS Urszula	
12		<b>GBR - Great Britain</b>	_____
	154	MARCHANT Katy	
	155	WILLIAMSON Victoria	
13		<b>MSP - Giant-Max Success Sports Pro Cycling</b>	_____
	259	ZHUANG Wei	
	258	ZHANG Linyin	
14		<b>LCT - Look Cycle China Proteam</b>	_____
	238	CHEN Feifei	
	239	SHEN Chaoyue	
15		<b>HBT - Holy Brother Cycling Team</b>	_____
	174	SONG Chaorui	
	173	BAO Shanju	
16		<b>CHN - China</b>	_____
	125	GUO Yufang	
	130	ZHONG Tianshi	
17		<b>NZL - New Zealand</b>	_____
	266	CHRISTIE Tahlay	
	269	PODMORE Olivia	
18		<b>GER - Germany</b>	_____
	165	FRIEDRICH Lea Sophie	
	166	HINZE Emma	

**Qualification Rule:**

Fastest 8 teams qualify for the first round.



25-27 January 2019

Communiqué no. 91 Rectificatif 2

**Women's Team Sprint / Vitesse par équipe femmes**  
**Qualifying / Qualifications**  
**Start List / Liste de départ**  
 Fri 25 Jan 2019 - Race distance: 2 laps

Heat	Race Number	Team / Name	Time
------	----------------	----------------	------

Communiqué approved by the Secretary of the Commissaires Panel:

.....

**Note:**  
 The composition of the teams may be subject to change up to 30 minutes before the start of the race. Sorted in the order given by the team.

**Women's Sprint / Vitesse femmes**
**World Cup Standings / Classement coupe du monde**  
 As of SAT 26 JAN 2019

<b>Event No 1</b>	Saint-Quentin-en-Yvelines (FRA)	19-21 OCT 2018
<b>Event No 2</b>	Milton (CAN)	26-28 OCT 2018
<b>Event No 3</b>	Berlin (GER)	30 NOV-2 DEC 2018
<b>Event No 4</b>	London (GBR)	14-16 DEC 2018
<b>Event No 5</b>	Cambridge (NZL)	18-20 JAN 2019
<b>Event No 6</b>	Hong-Kong (HKG)	25-27 JAN 2019

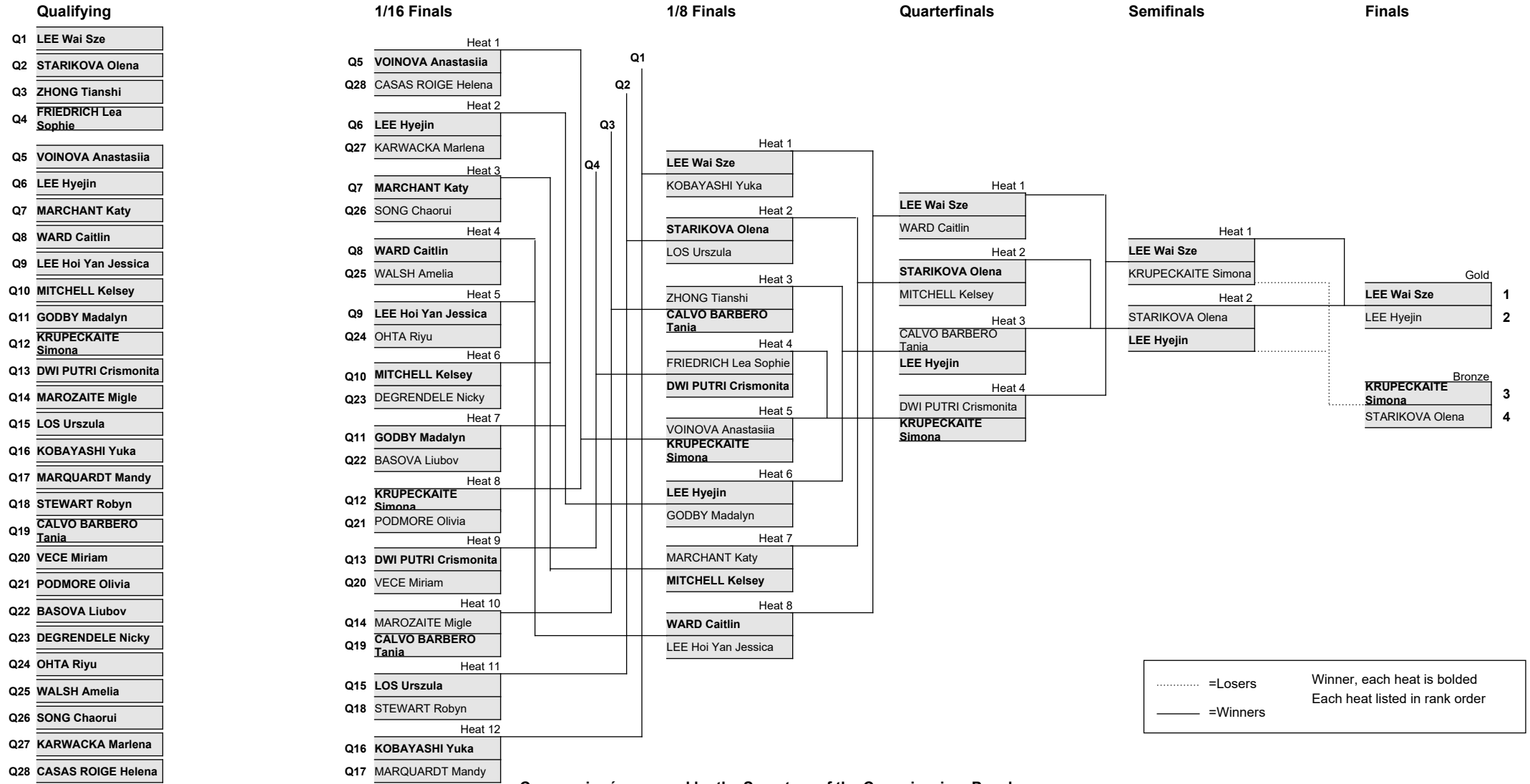
Rank	Name	Team Code	Event No 1	Event No 2	Event No 3	Event No 4	Event No 5	Event No 6	Total Points
1	STARIKOVA Olena	UKR	275.0	225.0	400.0	375.0	450.0	375.0	2100.0
2	LEE Wai Sze	HKG	500.0	500.0			500.0	500.0	2000.0
3	MORTON Stephanie	AUS	450.0	400.0	500.0	500.0			1850.0
4	MARCHANT Katy	GBR	300.0	190.0	300.0	325.0	275.0	190.0	1580.0
5	SHMELEVA Daria	RVL	400.0	375.0	375.0	250.0			1400.0
6	van RIESSEN Laurine	NED	325.0	250.0	350.0	400.0			1325.0
7	GROS Mathilde	FRA	375.0	350.0		205.0	350.0		1280.0
8	HINZE Emma	GER		450.0	325.0	450.0			1225.0
9	KRUPECKAITE Simona	LTU	70.0	160.0	190.0	275.0		400.0	1095.0
10	MAROZAITE Migle	LTU	225.0	110.0	250.0	120.0	225.0	120.0	1050.0
11	CALVO BARBERO Tania	ESP	80.0	130.0	160.0	145.0	205.0	275.0	995.0
12	McCULLOCH Kaarle	AUS	250.0	325.0			400.0		975.0
13	los Urszula	POL	130.0	175.0	110.0	130.0	190.0	145.0	880.0
14	HANSEN Natasha	NZL	120.0	300.0			375.0		795.0
15	LEE Hoi Yan Jessica	MSP	90.0	145.0	100.0	110.0	175.0	175.0	795.0
16	ZHONG Tianshi	CHN			175.0	350.0		250.0	775.0
17	VOINOVA Anastasiia	RVL	100.0	1.0	450.0			205.0	756.0
18	BAYONA PINEDA Martha	COL	160.0	70.0	205.0	300.0			735.0
19	GRABOSCH Pauline Sophie	GER		275.0	225.0	225.0			725.0
20	LEE Hyejin	KOR			90.0	160.0		450.0	700.0
21	GENEST Lauriane	CAN		120.0	120.0	190.0	250.0		680.0
22	BASOVA Liubov	UKR	145.0	60.0	130.0	90.0	145.0	70.0	640.0
23	GODBY Madalyn	USA		100.0			325.0	160.0	585.0
24	FRIEDRICH Lea Sophie	GER	350.0					225.0	575.0
25	van de WOUW Hetty	NED	110.0	205.0		175.0			490.0
26	KOBAYASHI Yuka	DSR	175.0	80.0	80.0			130.0	465.0
27	STEWART Robyn	IRL	60.0	1.0	60.0	80.0	120.0	100.0	421.0
28	DEGRENDELE Nicky	BEL	190.0			60.0	110.0	60.0	420.0
29	PODMORE Olivia	SUB					300.0	80.0	380.0
30	VECE Miriam	ITA	1.0	1.0	50.0	100.0	130.0	90.0	372.0
31	WARD Caitlin	AUS						350.0	350.0
32	MITCHELL Kelsey	CAN						325.0	325.0
33	DWI PUTRI Crismonita	INA						300.0	300.0
34	LIGTLEE Elis	NED			275.0				275.0
35	MARQUARDT Mandy	USA		1.0			160.0	110.0	271.0
36	BRASPENNINCX Shanne	NED		90.0	145.0				235.0
37	CUMMING Emma	NZL	205.0	1.0					206.0
38	WALSH Amelia	CAN		1.0	1.0	70.0	100.0	1.0	173.0
39	GAXIOLA GONZALEZ Luz Daniela	MEX			70.0	50.0			120.0
40	KARWACKA Marlena	POL	1.0	1.0	1.0		90.0	1.0	94.0
41	SONG Chaorui	HBT					80.0	1.0	81.0
42	CASAS ROIGE Helena	ESP	1.0	1.0	1.0	1.0	70.0	1.0	75.0
43	SHEN Yan	CHN		1.0			60.0		61.0

**Women's Sprint / Vitesse femmes**
**World Cup Standings / Classement coupe du monde**

As of SAT 26 JAN 2019

Rank	Name	Team Code	Event No 1	Event No 2	Event No 3	Event No 4	Event No 5	Event No 6	Total Points
44	OHTA Riyu	JPN	1.0	1.0	1.0			50.0	53.0
45	BATE Lauren	GBR	50.0	1.0	1.0	1.0			53.0
46	SALAZAR VALLES Jessica	MEX		50.0	1.0	1.0			52.0
47	SUMSKYTE Viktorija	LTU					50.0		50.0
48	KANKOVSKA Sara	CZE	1.0	1.0	1.0	1.0		1.0	5.0
49	MUSTAPA Fatehah	MAS	1.0	1.0					2.0
50	MA Wing Yu	HKG	1.0					1.0	2.0
51	LI Yin Yin	HKG			1.0	1.0			2.0
52	ANDREOTTI Maila	CTF	1.0		1.0				2.0
53	TANG Mengqi	CHN	1.0						1.0
54	ANTONOVA Natalia	RUS				1.0			1.0
55	TAKOS Holly	AUS						1.0	1.0
56	JAGODZINSKA Julita	POL				1.0			1.0
57	DEBORAH Deborah	IND			1.0				1.0
58	VERDUGO OSUNA Yuli Paola	MEX		1.0					1.0
59	MOHD ADNAN Farina Shawati	MAS		1.0					1.0
60	MANZONI Gloria	ITA		1.0					1.0

**Women's Sprint / Vitesse femmes**  
**Results Bracket / Tableau des matchs avec résultats**



Communiqué approved by the Secretary of the Commissaires Panel:

**Women's Sprint / Vitesse femmes**  
**Finals / Finales**  
**Results and Final Classification / Résultats et classement final**  
 Sat 26 Jan 2019 - Race distance: 3 laps

Rank	Race Number	Name	Team Code	1st Race	2nd Race	Decider
				200m Time:	11.545	11.793
				Average Speed km/h:	62.365	61.053
<b>Final For Gold</b>						
GOLD	1	178 LEE Wai Sze	HKG	Winner	Winner	
SILVER	2	231 LEE Hyejin	KOR	+0.477	+1.233	
				200m Time:	11.440	11.453
				Average Speed km/h:	62.937	62.866
<b>Final For Bronze</b>						
BRONZE	3	247 KRUPECKAITE Simona	LTU	Winner	Winner	
	4	313 STARIKOVA Olena	UKR	+0.029	+0.207	

Communiqué approved by the Secretary of the Commissaires Panel:

.....

**Women's Sprint / Vitesse femmes**  
**Finals / Finales**  
**Start List / Liste de départ**  
 Sat 26 Jan 2019 - Race distance: 3 laps

Race Number	Name	Team Code	1st Race	2nd Race	Decider
<i>For Bronze</i>					
		200m Time:			
		Average Speed km/h:			
247	KRUPECKAITE Simona	LTU			
313	STARIKOVA Olena	UKR			
<i>For Gold</i>					
		200m Time:			
		Average Speed km/h:			
178	LEE Wai Sze	HKG			
231	LEE Hyejin	KOR			

Communiqué approved by the Secretary of the Commissaires Panel:

.....



**Women's Sprint / Vitesse femmes  
Semifinals / Demi-finales  
Results / Résultats**

Sat 26 Jan 2019 - Race distance: 3 laps

Rank	Race Number	Name	Team Code	1st Race	2nd Race	Decider
				200m Time:	11.816	11.726
				Average Speed km/h:	60.934	61.402
<b>Heat 1</b>						
1	178	LEE Wai Sze	HKG	Winner	Winner	
2	247	KRUPECKAITE Simona	LTU	+0.148	+0.244	
				200m Time:	11.523	11.407
				Average Speed km/h:	62.484	63.119
<b>Heat 2</b>						
1	231	LEE Hyejin	KOR	+0.003	Winner	Winner
2	313	STARIKOVA Olena	UKR	Winner	+0.021	+0.053

**Qualification Rule:**

The winners race for the gold and silver medals. The losers race for the bronze medal.

Communiqué approved by the Secretary of the Commissaires Panel:

.....

**Women's Sprint / Vitesse femmes**  
**Semifinals / Demi-finales**  
**Start List / Liste de départ**  
 Sat 26 Jan 2019 - Race distance: 3 laps

Race Number	Name	Team Code	1st Race	2nd Race	Decider
<b>Heat 1</b>					
		200m Time:			
		Average Speed km/h:			
178	LEE Wai Sze	HKG			
247	KRUPECKAITE Simona	LTU			
<b>Heat 2</b>					
		200m Time:			
		Average Speed km/h:			
313	STARIKOVA Olena	UKR			
231	LEE Hyejin	KOR			

**Qualification Rule:**

The winners race for the gold and silver medals. The losers race for the bronze medal.

Communiqué approved by the Secretary of the Commissaires Panel:

**Women's Sprint / Vitesse femmes**  
**Quarterfinals / Quart de finales**  
**Results / Résultats**

Sat 26 Jan 2019 - Race distance: 3 laps

Rank	Race Number	Name	Team Code	1st Race	2nd Race	Decider
				200m Time:	11.260	11.839
				Average Speed km/h:	63.943	60.816
<b>Heat 1</b>						
1	178	LEE Wai Sze	HKG	Winner	Winner	
2	93	WARD Caitlin	AUS	+0.253	+0.278	
				200m Time:	11.643	11.347
				Average Speed km/h:	61.840	63.453
<b>Heat 2</b>						
1	313	STARIKOVA Olena	UKR	Winner	Winner	
2	112	MITCHELL Kelsey	CAN	+0.113	+0.134	
				200m Time:	11.668	11.805
				Average Speed km/h:	61.707	60.991
<b>Heat 3</b>						
1	231	LEE Hyejin	KOR	Winner	Winner	
2	142	CALVO BARBERO Tania	ESP	+0.052	+0.225	
				200m Time:	11.419	11.560
				Average Speed km/h:	63.053	62.284
<b>Heat 4</b>						
1	247	KRUPECKAITE Simona	LTU	+0.196	Winner	Winner
2	183	DWI PUTRI Crismonita	INA	Winner	+0.054	+0.104

**Qualification Rule:**

The winner of each heat qualifies to the Semifinals.

Communiqué approved by the Secretary of the Commissaires Panel:

**Women's Sprint / Vitesse femmes**  
**Quarterfinals / Quart de finales**  
**Start List / Liste de départ**  
 Sat 26 Jan 2019 - Race distance: 3 laps

Race Number	Name	Team Code	1st Race	2nd Race	Decider
<b>Heat 1</b>					
		200m Time:			
		Average Speed km/h:			
178	LEE Wai Sze	HKG			
93	WARD Caitlin	AUS			
<b>Heat 2</b>					
		200m Time:			
		Average Speed km/h:			
313	STARIKOVA Olena	UKR			
112	MITCHELL Kelsey	CAN			
<b>Heat 3</b>					
		200m Time:			
		Average Speed km/h:			
142	CALVO BARBERO Tania	ESP			
231	LEE Hyejin	KOR			
<b>Heat 4</b>					
		200m Time:			
		Average Speed km/h:			
183	DWI PUTRI Crismonita	INA			
247	KRUPECKAITE Simona	LTU			

**Qualification Rule:**

The winner of each heat qualifies to the Semifinals.

Communiqué approved by the Secretary of the Commissaires Panel:

.....

**Women's Sprint / Vitesse femmes**  
**1/8 Finals / 1/8 de finale**  
**Results / Résultats**

Sat 26 Jan 2019 - Race distance: 3 laps

Rank	Race Number	Name	Team Code	
				200m Time: 11.712
				Average Speed km/h: 61.475
<b>Heat 1</b>				
1	178	LEE Wai Sze	HKG	<b>Winner</b>
2	136	KOBAYASHI Yuka	DSR	+0.251
				200m Time: 11.661
				Average Speed km/h: 61.744
<b>Heat 2</b>				
1	313	STARIKOVA Olena	UKR	<b>Winner</b>
2	280	LOS Urszula	POL	+0.067
				200m Time: 11.661
				Average Speed km/h: 61.744
<b>Heat 3</b>				
1	142	CALVO BARBERO Tania	ESP	<b>Winner</b>
	130	ZHONG Tianshi	CHN	REL
				200m Time: 11.339
				Average Speed km/h: 63.498
<b>Heat 4</b>				
1	183	DWI PUTRI Crismonita	INA	<b>Winner</b>
2	165	FRIEDRICH Lea Sophie	GER	+0.073
				200m Time: 11.765
				Average Speed km/h: 61.198
<b>Heat 5</b>				
1	247	KRUPECKAITE Simona	LTU	<b>Winner</b>
2	295	VOINOVA Anastasiia	RVL	+0.522
				200m Time: 11.554
				Average Speed km/h: 62.316
<b>Heat 6</b>				
1	231	LEE Hyejin	KOR	<b>Winner</b>
2	320	GODBY Madalyn	USA	+0.079
				200m Time: 11.571
				Average Speed km/h: 62.225
<b>Heat 7</b>				
1	112	MITCHELL Kelsey	CAN	<b>Winner</b>
2	154	MARCHANT Katy	GBR	+0.060
				200m Time: 11.579
				Average Speed km/h: 62.182
<b>Heat 8</b>				
1	93	WARD Caitlin	AUS	<b>Winner</b>
2	255	LEE Hoi Yan Jessica	MSP	+0.150

**Qualification Rule:**

The winner of each heat qualifies to the Quarterfinals.

**No 130 ZHONG Tianshi (CHN)**

Relegation for entering the sprinter's lane when the opponent was already there

Déclassé pour être entré dans le couloir des sprinters alors que son adversaire s'y trouvait déjà

**Women's Sprint / Vitesse femmes**  
**1/8 Finals / 1/8 de finale**  
**Results / Résultats**

Sat 26 Jan 2019 - Race distance: 3 laps

Rank	Race Number	Name	Team Code
------	-------------	------	-----------

Communiqué approved by the Secretary of the Commissaires Panel:

.....

**Note:**

The average speed is taken over the last 200m.

**LEGEND**

**REL** Relegated



**Women's Sprint / Vitesse femmes**  
**1/8 Finals / 1/8 de finale**  
**Start List / Liste de départ**  
 Sat 26 Jan 2019 - Race distance: 3 laps

Race Number	Name	Team Code	Time
<b>Heat 1</b>			
		200m Time:	
		Average Speed km/h:	
178	LEE Wai Sze	HKG	
136	KOBAYASHI Yuka	DSR	
<b>Heat 2</b>			
		200m Time:	
		Average Speed km/h:	
313	STARIKOVA Olena	UKR	
280	LOS Urszula	POL	
<b>Heat 3</b>			
		200m Time:	
		Average Speed km/h:	
130	ZHONG Tianshi	CHN	
142	CALVO BARBERO Tania	ESP	
<b>Heat 4</b>			
		200m Time:	
		Average Speed km/h:	
165	FRIEDRICH Lea Sophie	GER	
183	DWI PUTRI Crismonita	INA	
<b>Heat 5</b>			
		200m Time:	
		Average Speed km/h:	
295	VOINOVA Anastasiia	RVL	
247	KRUPECKAITE Simona	LTU	
<b>Heat 6</b>			
		200m Time:	
		Average Speed km/h:	
231	LEE Hyejin	KOR	
320	GODBY Madalyn	USA	
<b>Heat 7</b>			
		200m Time:	
		Average Speed km/h:	
154	MARCHANT Katy	GBR	
112	MITCHELL Kelsey	CAN	
<b>Heat 8</b>			
		200m Time:	
		Average Speed km/h:	
93	WARD Caitlin	AUS	
255	LEE Hoi Yan Jessica	MSP	

**Qualification Rule:**

The winner of each heat qualifies to the Quarterfinals.

Communiqué approved by the Secretary of the Commissaires Panel:

**Women's Sprint / Vitesse femmes**  
**1/16 Finals / 1/16 de finale**  
**Results / Résultats**  
 Sat 26 Jan 2019 - Race distance: 3 laps

Rank	Race Number	Name	Team Code	
			200m Time:	11.494
			Average Speed km/h:	62.641
<b>Heat 1</b>				
1	295	VOINOVA Anastasiia	RVL	<b>Winner</b>
2	143	CASAS ROIGE Helena	ESP	+0.171
			200m Time:	11.749
			Average Speed km/h:	61.282
<b>Heat 2</b>				
1	231	LEE Hyejin	KOR	<b>Winner</b>
2	279	KARWACKA Marlena	POL	+0.717
			200m Time:	11.672
			Average Speed km/h:	61.686
<b>Heat 3</b>				
1	154	MARCHANT Katy	GBR	<b>Winner</b>
2	174	SONG Chaorui	HBT	+0.020
			200m Time:	11.919
			Average Speed km/h:	60.408
<b>Heat 4</b>				
1	93	WARD Caitlin	AUS	<b>Winner</b>
2	114	WALSH Amelia	CAN	+0.401
			200m Time:	11.387
			Average Speed km/h:	63.230
<b>Heat 5</b>				
1	255	LEE Hoi Yan Jessica	MSP	<b>Winner</b>
2	211	OHTA Riyu	JPN	+0.046
			200m Time:	12.030
			Average Speed km/h:	59.850
<b>Heat 6</b>				
1	112	MITCHELL Kelsey	CAN	<b>Winner</b>
2	100	DEGRENDELE Nicky	BEL	+0.009
			200m Time:	11.769
			Average Speed km/h:	61.178
<b>Heat 7</b>				
1	320	GODBY Madalyn	USA	<b>Winner</b>
2	310	BASOVA Liubov	UKR	+0.041
			200m Time:	12.012
			Average Speed km/h:	59.940
<b>Heat 8</b>				
1	247	KRUPECKAITE Simona	LTU	<b>Winner</b>
2	269	PODMORE Olivia	NZL	+0.083
			200m Time:	11.487
			Average Speed km/h:	62.680
<b>Heat 9</b>				
1	183	DWI PUTRI Crismonita	INA	<b>Winner</b>
2	199	VECE Miriam	ITA	+0.618
			200m Time:	11.639
			Average Speed km/h:	61.861
<b>Heat 10</b>				
1	142	CALVO BARBERO Tania	ESP	<b>Winner</b>
2	248	MAROZAITE Migle	LTU	+0.041

**Women's Sprint / Vitesse femmes**  
**1/16 Finals / 1/16 de finale**  
**Results / Résultats**

Sat 26 Jan 2019 - Race distance: 3 laps

Rank	Race Number	Name	Team Code	
				200m Time: 11.791
				Average Speed km/h: 61.064
<b>Heat 11</b>				
1	280	LOS Urszula	POL	<b>Winner</b>
2	189	STEWART Robyn	IRL	+0.152
				200m Time: 11.777
				Average Speed km/h: 61.136
<b>Heat 12</b>				
1	136	KOBAYASHI Yuka	DSR	<b>Winner</b>
2	321	MARQUARDT Mandy	USA	+0.062

**Qualification Rule:**

The winner of each heat qualifies to the 1/8 Finals.

Communiqué approved by the Secretary of the Commissaires Panel:

**Note:**

The average speed is taken over the last 200m.

**Women's Sprint / Vitesse femmes**  
**1/16 Finals / 1/16 de finale**  
**Start List / Liste de départ**  
 Sat 26 Jan 2019 - Race distance: 3 laps

Race Number	Name	Team Code	Time
			200m Time:
			Average Speed km/h:
<b>Heat 1</b>			
295	VOINOVA Anastasiia	RVL	
143	CASAS ROIGE Helena	ESP	
			200m Time:
			Average Speed km/h:
<b>Heat 2</b>			
231	LEE Hyejin	KOR	
279	KARWACKA Marlena	POL	
			200m Time:
			Average Speed km/h:
<b>Heat 3</b>			
154	MARCHANT Katy	GBR	
174	SONG Chaorui	HBT	
			200m Time:
			Average Speed km/h:
<b>Heat 4</b>			
93	WARD Caitlin	AUS	
114	WALSH Amelia	CAN	
			200m Time:
			Average Speed km/h:
<b>Heat 5</b>			
255	LEE Hoi Yan Jessica	MSP	
211	OHTA Riyu	JPN	
			200m Time:
			Average Speed km/h:
<b>Heat 6</b>			
112	MITCHELL Kelsey	CAN	
100	DEGRENDELE Nicky	BEL	
			200m Time:
			Average Speed km/h:
<b>Heat 7</b>			
320	GODBY Madalyn	USA	
310	BASOVA Liubov	UKR	
			200m Time:
			Average Speed km/h:
<b>Heat 8</b>			
247	KRUPECKAITE Simona	LTU	
269	PODMORE Olivia	NZL	
			200m Time:
			Average Speed km/h:
<b>Heat 9</b>			
183	DWI PUTRI Crismonita	INA	
199	VECE Miriam	ITA	
			200m Time:
			Average Speed km/h:
<b>Heat 10</b>			
248	MAROZAITE Migle	LTU	
142	CALVO BARBERO Tania	ESP	
			200m Time:
			Average Speed km/h:
<b>Heat 11</b>			
280	LOS Urszula	POL	
189	STEWART Robyn	IRL	

**Women's Sprint / Vitesse femmes**  
**1/16 Finals / 1/16 de finale**  
**Start List / Liste de départ**  
 Sat 26 Jan 2019 - Race distance: 3 laps

Race Number	Name	Team Code	Time
<i>Heat 12</i>			
136	KOBAYASHI Yuka	DSR	
321	MARQUARDT Mandy	USA	

200m Time:  
Average Speed km/h:

**Qualification Rule:**

The winner of each heat qualifies to the 1/8 Finals.

Communiqué approved by the Secretary of the Commissaires Panel:

.....

## Women's Sprint / Vitesse femmes

### Qualifying / Qualifications

### Results / Résultats

Sat 26 Jan 2019 - Race distance: 200m flying start (3.5 laps)

World Record	10.384 VOGEL Kristina	GER	Aguascalientes (MEX)	7 DEC 2013
--------------	-----------------------	-----	----------------------	------------

Rank	Race Number	Name	Team Code	100m	Time 100-200	Average Speed km/h
1	178	LEE Wai Sze	HKG	5.274 (1)	<b>10.729</b> 5.455 (1)	67.108
2	313	STARIKOVA Olena	UKR	5.347 (2)	<b>10.831</b> 5.484 (2)	66.476
3	130	ZHONG Tianshi	CHN	5.363 (4)	<b>10.859</b> 5.496 (3)	66.304
4	165	FRIEDRICH Lea Sophie	GER	5.359 (3)	<b>10.950</b> 5.591 (7)	65.753
5	295	VOINOVA Anastasiia	RVL	5.391 (5)	<b>10.980</b> 5.589 (6)	65.574
6	231	LEE Hyejin	KOR	5.410 (7)	<b>10.997</b> 5.587 (5)	65.472
7	154	MARCHANT Katy	GBR	5.430 (9)	<b>11.005</b> 5.575 (4)	65.425
8	93	WARD Caitlin	AUS	5.399 (6)	<b>11.022</b> 5.623 (10)	65.324
9	255	LEE Hoi Yan Jessica	MSP	5.424 (8)	<b>11.055</b> 5.631 (11)	65.129
10	112	MITCHELL Kelsey	CAN	5.485 (14)	<b>11.081</b> 5.596 (8)	64.976
11	320	GODBY Madalyn	USA	5.474 (11)	<b>11.109</b> 5.635 (13)	64.812
12	247	KRUPECKAITE Simona	LTU	5.479 (13)	<b>11.117</b> 5.638 (14)	64.766
13	183	DWI PUTRI Crismonita	INA	5.501 (15)	<b>11.118</b> 5.617 (9)	64.760
14	248	MAROZAITA Migele	LTU	5.462 (10)	<b>11.129</b> 5.667 (15)	64.696
15	280	LOS Urszula	POL	5.474 (11)	<b>11.145</b> 5.671 (16)	64.603
16	136	KOBAYASHI Yuka	DSR	5.514 (16)	<b>11.147</b> 5.633 (12)	64.591
17	321	MARQUARDT Mandy	USA	5.541 (17)	<b>11.224</b> 5.683 (17)	64.148
18	189	STEWART Robyn	IRL	5.541 (17)	<b>11.277</b> 5.736 (19)	63.847
19	142	CALVO BARBERO Tania	ESP	5.565 (21)	<b>11.279</b> 5.714 (18)	63.835
20	199	VECE Miriam	ITA	5.546 (20)	<b>11.298</b> 5.752 (22)	63.728
21	269	PODMORE Olivia	NZL	5.565 (21)	<b>11.310</b> 5.745 (20)	63.660
22	310	BASOVA Liubov	UKR	5.543 (19)	<b>11.324</b> 5.781 (23)	63.582



**Women's Sprint / Vitesse femmes**  
**Qualifying / Qualifications**  
**Results / Résultats**

Sat 26 Jan 2019 - Race distance: 200m flying start (3.5 laps)

Rank	Race Number	Name	Team Code	100m	Time 100-200	Average Speed km/h
23	100	DEGRENDELE Nicky	BEL	5.601 (25)	11.348 5.747 (21)	63.447
24	211	OHTA Riyu	JPN	5.569 (23)	11.351 5.782 (24)	63.431
25	114	WALSH Amelia	CAN	5.583 (24)	11.388 5.805 (25)	63.224
26	174	SONG Chaorui	HBT	5.611 (26)	11.433 5.822 (27)	62.976
27	279	KARWACKA Marlena	POL	5.627 (28)	11.444 5.817 (26)	62.915
28	143	CASAS ROIGE Helena	ESP	5.621 (27)	11.487 5.866 (28)	62.680
29	135	KANKOVSKA Sara	CZE	5.637 (29)	11.532 5.895 (29)	62.435
30	92	TAKOS Holly	AUS	5.675 (30)	11.582 5.907 (30)	62.165
31	181	MA Wing Yu	HKG	5.742 (31)	11.764 6.022 (31)	61.204

**Qualification Rule:**

Top 4 riders qualify for 1/8 Finals. 5th to 28th places qualify for 1/16 Finals.

Communiqué approved by the Secretary of the Commissaires Panel:

**Women's Sprint / Vitesse femmes**  
**Qualifying / Qualifications**  
**Start List / Liste de départ**  
 Sat 26 Jan 2019 - Race distance: 200m flying start (3.5 laps)

**World Record** 10.384 VOGEL Kristina GER Aguascalientes (MEX) 7 DEC 2013

Order	Race Number	Name	Team Code	Time
1	279	KARWACKA Marlena	POL	_____
2	174	SONG Chaorui	HBT	_____
3	183	DWI PUTRI Crismonita	INA	_____
4	135	KANKOVSKA Sara	CZE	_____
5	181	MA Wing Yu	HKG	_____
6	93	WARD Caitlin	AUS	_____
7	112	MITCHELL Kelsey	CAN	_____
8	143	CASAS ROIGE Helena	ESP	_____
9	92	TAKOS Holly	AUS	_____
10	211	OHTA Riyu	JPN	_____
11	165	FRIEDRICH Lea Sophie	GER	_____
12	114	WALSH Amelia	CAN	_____
13	321	MARQUARDT Mandy	USA	_____
14	199	VECE Miriam	ITA	_____
15	189	STEWART Robyn	IRL	_____
16	280	LOS Urszula	POL	_____
17	269	PODMORE Olivia	NZL	_____
18	136	KOBAYASHI Yuka	DSR	_____
19	100	DEGRENDELE Nicky	BEL	_____
20	310	BASOVA Liubov	UKR	_____
21	142	CALVO BARBERO Tania	ESP	_____
22	231	LEE Hyejin	KOR	_____
23	320	GODBY Madalyn	USA	_____
24	255	LEE Hoi Yan Jessica	MSP	_____
25	130	ZHONG Tianshi	CHN	_____
26	247	KRUPECKAITE Simona	LTU	_____
27	154	MARCHANT Katy	GBR	_____
28	248	MAROZAITE Migle	LTU	_____
29	295	VOINOVA Anastasiia	RVL	_____
30	313	STARIKOVA Olena	UKR	_____
31	178	LEE Wai Sze	HKG	_____

**Qualification Rule:**

Top 4 riders qualify for 1/8 Finals. 5th to 28th places qualify for 1/16 Finals.

Communiqué approved by the Secretary of the Commissaires Panel:

**Women's Keirin / Keirin femmes**
**World Cup Standings / Classement coupe du monde**  
 As of SUN 27 JAN 2019

<b>Event No 1</b>	Saint-Quentin-en-Yvelines (FRA)	19-21 OCT 2018
<b>Event No 2</b>	Milton (CAN)	26-28 OCT 2018
<b>Event No 3</b>	Berlin (GER)	30 NOV-2 DEC 2018
<b>Event No 4</b>	London (GBR)	14-16 DEC 2018
<b>Event No 5</b>	Cambridge (NZL)	18-20 JAN 2019
<b>Event No 6</b>	Hong-Kong (HKG)	25-27 JAN 2019

Rank	Name	Team Code	Event No 1	Event No 2	Event No 3	Event No 4	Event No 5	Event No 6	Total Points
1	LEE Wai Sze	HKG	400.0	375.0			500.0	500.0	1775.0
2	MORTON Stephanie	AUS	250.0	450.0	325.0	500.0			1525.0
3	van RIESEN Laurine	NED	500.0	205.0	500.0	300.0			1505.0
4	KRUPECKAITE Simona	LTU	375.0	225.0	350.0	190.0		225.0	1365.0
5	los Urszula	POL	225.0	175.0		400.0	375.0	120.0	1295.0
6	MARCHANT Katy	GBR	175.0	80.0	175.0	375.0	450.0		1255.0
7	SHMELEVA Daria	RVL	450.0	350.0		450.0			1250.0
8	BASOVA Liubov	UKR	80.0	175.0	120.0	175.0	400.0	250.0	1200.0
9	HINZE Emma	GER		300.0	450.0			375.0	1125.0
10	DEGRENDELE Nicky	BEL	325.0			225.0	225.0	350.0	1125.0
11	OHTA Riyu	JPN	190.0	175.0	300.0			450.0	1115.0
12	KOBAYASHI Yuka	DSR	300.0	175.0	400.0			190.0	1065.0
13	GROS Mathilde	FRA	275.0	275.0		175.0	325.0		1050.0
14	BAYONA PINEDA Martha	COL	120.0	400.0	190.0	325.0			1035.0
15	GODBY Madalyn	USA		500.0			275.0	205.0	980.0
16	STEWART Robyn	IRL	120.0	190.0	120.0	175.0	175.0	80.0	860.0
17	ZHONG Tianshi	CHN			250.0	275.0		325.0	850.0
18	LEE Hoi Yan Jessica	MSP	120.0	120.0	1.0	205.0		400.0	846.0
19	LEE Hyejin	KOR			275.0	325.0		175.0	775.0
20	HANSEN Natasha	NZL	350.0	120.0			300.0		770.0
21	BRASPENNINCX Shanne	NED		250.0	375.0				625.0
22	KANKOVSKA Sara	CZE	80.0	80.0	175.0	120.0		120.0	575.0
23	WANG Tzu Chun	TPE			120.0	80.0	175.0	175.0	550.0
24	GNIDENKO Ekaterina	RUS	175.0		225.0	120.0			520.0
25	GENEST Lauriane	CAN		325.0	1.0		190.0		516.0
26	ANDREOTTI Maila	CTF	80.0		50.0	175.0	120.0	80.0	505.0
27	PODMORE Olivia	SUB					205.0	275.0	480.0
28	CASAS ROIGE Helena	ESP	120.0		80.0		250.0		450.0
29	GAXIOLA GONZALEZ Luz Daniela	MEX		120.0	175.0	120.0			415.0
30	VECE Miriam	ITA		1.0	80.0	80.0	120.0	120.0	401.0
31	McCULLOCH Kaarle	AUS					350.0		350.0
32	CALVO BARBERO Tania	ESP		80.0		80.0		175.0	335.0
33	BAO Shanju	HBT					145.0	175.0	320.0
34	WARD Caitlin	AUS						300.0	300.0
35	MUSTAPA Fatehah	MAS	175.0	120.0					295.0
36	VOINOVA Anastasiia	RVL			205.0			80.0	285.0
37	PALMER Dahlia	JAM		80.0		80.0		120.0	280.0
38	GRABOSCH Pauline Sophie	GER				250.0			250.0
39	FRIEDRICH Lea Sophie	GER	205.0						205.0
40	KARWACKA Marlena	POL			175.0				175.0
41	TANG Mengqi	CHN	175.0						175.0
42	MAROZAITA Migle	LTU					145.0		145.0
43	WALSH Amelia	CAN				120.0			120.0

**Women's Keirin / Keirin femmes**
**World Cup Standings / Classement coupe du monde**

As of SUN 27 JAN 2019

Rank	Name	Team Code	Event No 1	Event No 2	Event No 3	Event No 4	Event No 5	Event No 6	Total Points
44	DEBORAH Deborah	IND			120.0				120.0
45	du PREEZ Charlene	RSA	1.0					80.0	81.0
46	ZAYED AHMED Ebtissam	EGY			80.0			1.0	81.0
47	MANZONI Gloria	ITA	80.0						80.0

**Women's Keirin / Keirin femmes**  
**Finals / Finales**  
**Results / Résultats**

Sun 27 Jan 2019 - Race distance: 6 laps

Rank	Race Number	Name	Team Code	Time Behind
------	-------------	------	-----------	-------------

**Final 1-6**

200m Time: 11.253  
 Average Speed km/h: 63.983

1	178	LEE Wai Sze	HKG	
2	211	OHTA Riyu	JPN	+0.088
3	255	LEE Hoi Yan Jessica	MSP	+0.142
4	166	HINZE Emma	GER	+0.156
5	100	DEGRENDELE Nicky	BEL	+0.195
6	130	ZHONG Tianshi	CHN	+0.300

**Final 7-12**

200m Time: 11.727  
 Average Speed km/h: 61.397

7	93	WARD Caitlin	AUS	
8	269	PODMORE Olivia	NZL	+0.048
9	310	BASOVA Liubov	UKR	+0.098
10	247	KRUPECKAITE Simona	LTU	+1.587
11	320	GODBY Madalyn	USA	DNS
12	136	KOBAYASHI Yuka	DSR	DNS

**Did not qualify from First round**

13	142	CALVO BARBERO Tania	ESP	
13	173	BAO Shanju	HBT	
13	231	LEE Hyejin	KOR	
13	302	WANG Tzu Chun	TPE	
17	135	KANKOVSKA Sara	CZE	
17	199	VECE Miriam	ITA	
17	200	PALMER Dahlia	JAM	
17	280	LOS Urszula	POL	
21	131	ANDREOTTI Maila	CTF	
21	189	STEWART Robyn	IRL	
21	285	du PREEZ Charlene	RSA	
21	295	VOINOVA Anastasiia	RVL	
25	137	ZAYED Ebtissam	EGY	

Communiqué approved by the Secretary of the Commissaires Panel:

.....

**LEGEND**

**DNS** Did Not Start

**Women's Keirin / Keirin femmes**  
**Finals / Finales**  
**Start List / Liste de départ**  
 Sun 27 Jan 2019 - Race distance: 6 laps

Race Number	Name	Team Code
<b>Final 7-12</b>		
93	WARD Caitlin	AUS
136	KOBAYASHI Yuka	DSR
247	KRUPECKAITE Simona	LTU
269	PODMORE Olivia	NZL
310	BASOVA Liubov	UKR
320 w	GODBY Madalyn	USA
<b>Final 1-6</b>		
100	DEGRENDELE Nicky	BEL
130	ZHONG Tianshi	CHN
166	HINZE Emma	GER
178	LEE Wai Sze	HKG
211	OHTA Riyu	JPN
255	LEE Hoi Yan Jessica	MSP

Communiqué approved by the Secretary of the Commissaires Panel:

.....

**LEGEND**  
 w Warning



**Women's Keirin / Keirin femmes**  
**Second Round / Deuxième tour**  
**Results / Résultats**

Sun 27 Jan 2019 - Race distance: 6 laps

Rank	Race Number	Name	Team Code	Time Behind
				200m Time: 11.381
				Average Speed km/h: 63.263
<b>Heat 1</b>				
1	178	LEE Wai Sze	HKG	
2	211	OHTA Riyu	JPN	+0.039
3	130	ZHONG Tianshi	CHN	+0.039
4	269	PODMORE Olivia	NZL	+0.497
	136	KOBAYASHI Yuka	DSR	DNF
	320	GODBY Madalyn	USA	DNF
				200m Time: 11.705
				Average Speed km/h: 61.512
<b>Heat 2</b>				
1	255	LEE Hoi Yan Jessica	MSP	
2	166	HINZE Emma	GER	+0.017
3	100	DEGRENDELE Nicky	BEL	+0.091
4	93	WARD Caitlin	AUS	+0.109
5	310	BASOVA Liubov	UKR	+0.134
6	247	KRUPECKAITE Simona	LTU	+0.611

**Qualification Rule:**

The first three riders in each heat qualify to final 1-6, all other riders advance to final 7-12.

Communiqué approved by the Secretary of the Commissaires Panel:

.....

**LEGEND**

**DNF** Did Not Finish

**Women's Keirin / Keirin femmes**  
**Second Round / Deuxième tour**  
**Start List / Liste de départ**  
 Sun 27 Jan 2019 - Race distance: 6 laps

Race Number	Name	Team Code
<b>Heat 1</b>		
130	ZHONG Tianshi	CHN
136	KOBAYASHI Yuka	DSR
178	LEE Wai Sze	HKG
211	OHTA Riyu	JPN
269	PODMORE Olivia	NZL
320 w	GODBY Madalyn	USA
<b>Heat 2</b>		
93	WARD Caitlin	AUS
100	DEGRENDELE Nicky	BEL
166	HINZE Emma	GER
247	KRUPECKAITE Simona	LTU
255	LEE Hoi Yan Jessica	MSP
310	BASOVA Liubov	UKR

**Qualification Rule:**

The first three riders in each heat qualify to final 1-6, all other riders advance to final 7-12.

Communiqué approved by the Secretary of the Commissaires Panel:

.....

**LEGEND**

w Warning

25-27 January 2019

Communiqué no. 115

**Women's Keirin / Keirin femmes**  
**First Round Repechage / Repêchage premier tour**  
**Results / Résultats**

Sun 27 Jan 2019 - Race distance: 6 laps

Rank	Race Number	Name	Team Code	Time Behind
				200m Time: 11.815
				Average Speed km/h: 60.939
<b>Heat 1</b>				
1	269	PODMORE Olivia	NZL	
2	302	WANG Tzu Chun	TPE	+0.199
3	200	PALMER Dahlia	JAM	+0.363
4	131	ANDREOTTI Maila	CTF	+0.367
5	137	ZAYED Ebtissam	EGY	+0.387
				200m Time: 11.516
				Average Speed km/h: 62.522
<b>Heat 2</b>				
1	100	DEGRENDELE Nicky	BEL	
2	173	BAO Shanju	HBT	+0.055
3	280	LOS Urszula	POL	+0.134
4	189	STEWART Robyn	IRL	+0.210
				200m Time: 11.715
				Average Speed km/h: 61.460
<b>Heat 3</b>				
1	247	KRUPECKAITE Simona	LTU	
2	142	CALVO BARBERO Tania	ESP	+0.095
3	199	VECE Miriam	ITA	+0.109
4	285	du PREEZ Charlene	RSA	+0.469
				200m Time: 11.449
				Average Speed km/h: 62.888
<b>Heat 4</b>				
1	320	GODBY Madalyn	USA	
2	231	LEE Hyejin	KOR	+0.105
3	135	KANKOVSKA Sara	CZE	+0.122
4	295	VOINOVA Anastasiia	RVL	+0.225

**Qualification Rule:**

The winner of each heat qualifies to the Second round.

Communiqué approved by the Secretary of the Commissaires Panel:

**Women's Keirin / Keirin femmes**  
**First Round Repechage / Repêchage premier tour**  
**Start List / Liste de départ**

Sun 27 Jan 2019 - Race distance: 6 laps

Race Number	Name	Team Code
<b>Heat 1</b>		
131	ANDREOTTI Maila	CTF
137	ZAYED Ebtissam	EGY
200	PALMER Dahlia	JAM
269	PODMORE Olivia	NZL
302	WANG Tzu Chun	TPE
<b>Heat 2</b>		
100	DEGRENDELE Nicky	BEL
173	BAO Shanju	HBT
189	STEWART Robyn	IRL
280	LOS Urszula	POL
<b>Heat 3</b>		
142	CALVO BARBERO Tania	ESP
199	VECE Miriam	ITA
247	KRUPECKAITE Simona	LTU
285	du PREEZ Charlene	RSA
<b>Heat 4</b>		
135	KANKOVSKA Sara	CZE
231	LEE Hyejin	KOR
295	VOINOVA Anastasiia	RVL
320 w	GODBY Madalyn	USA

**Qualification Rule:**

The winner of each heat qualifies to the Second round.

Communiqué approved by the Secretary of the Commissaires Panel:

.....

**LEGEND**

w Warning

25-27 January 2019

Communiqué no. 113

**Women's Keirin / Keirin femmes**  
**First Round / Premier tour**  
**Results / Résultats**

Sun 27 Jan 2019 - Race distance: 6 laps

Rank	Race Number	Name	Team Code	Time Behind
				200m Time: 11.669
				Average Speed km/h: 61.702
<b>Heat 1</b>				
1	178	LEE Wai Sze	HKG	
2	310	BASOVA Liubov	UKR	+0.076
3	269	PODMORE Olivia	NZL	+0.155
4	135	KANKOVSKA Sara	CZE	+0.210
5	142	CALVO BARBERO Tania	ESP	+0.406
6	280	LOS Urszula	POL	+0.587
7	137	ZAYED Ebtissam	EGY	+3.018
				200m Time: 11.496
				Average Speed km/h: 62.630
<b>Heat 2</b>				
1	93	WARD Caitlin	AUS	
2	130	ZHONG Tianshi	CHN	+0.049
3	100	DEGRENDELE Nicky	BEL	+0.126
4	199	VECE Miriam	ITA	+0.426
5	189	STEWART Robyn	IRL	+0.511
6	131	ANDREOTTI Maila	CTF	+0.557
7	231	LEE Hyejin	KOR	+0.671
				200m Time: 11.285
				Average Speed km/h: 63.802
<b>Heat 3</b>				
1	255	LEE Hoi Yan Jessica	MSP	
2	211	OHTA Riyu	JPN	+0.092
3	247	KRUPECKAITE Simona	LTU	+0.310
4	173	BAO Shanju	HBT	+0.348
5	200	PALMER Dahlia	JAM	+3.071
	114	WALSH Amelia	CAN	DSQ
				200m Time: 11.538
				Average Speed km/h: 62.402
<b>Heat 4</b>				
1	136	KOBAYASHI Yuka	DSR	
2	166	HINZE Emma	GER	+0.101
3	295	VOINOVA Anastasiia	RVL	+0.244
4	302	WANG Tzu Chun	TPE	+0.329
5	320	GODBY Madalyn	USA	+0.628
6	285	du PREEZ Charlene	RSA	+1.108

**Qualification Rule:**

The first two riders in each heat qualify to the Second round, all other riders advance to the First round repechages.

**No 114 WALSH Amelia (CAN)**

Disqualification due to rules 3.2.139 and 3.2.139 bis

**No 320 GODBY Madalyn (USA)**

Warning for entering the sprinter's lane when the opponent was already there  
 Avertissement pour être entré dans le couloir des sprinters alors que son adversaire s'y trouvait déjà

www.tissotwatches.com

www.uci.org

Timing and Results provided by

Report Created SUN 27 JAN 2019 11:07

Page 1/2

TITLE SPONSOR

LOCAL ORGANISER

MAIN SPONSOR

SUPPORTED BY



大型體育活動事務委員會  
Major Sports Events Committee



**Women's Keirin / Keirin femmes**  
**First Round / Premier tour**  
**Results / Résultats**

Sun 27 Jan 2019 - Race distance: 6 laps

Rank	Race Number	Name	Team Code	Time Behind
------	-------------	------	-----------	-------------

Communiqué approved by the Secretary of the Commissaires Panel:

.....

**LEGEND**

**DSQ** Disqualified



**Women's Keirin / Keirin femmes**  
**First Round / Premier tour**  
**Start List / Liste de départ**  
 Sun 27 Jan 2019 - Race distance: 6 laps

Race Number	Name	Team Code
<b>Heat 1</b>		
135	KANKOVSKA Sara	CZE
137	ZAYED Ebtissam	EGY
142	CALVO BARBERO Tania	ESP
178	LEE Wai Sze	HKG
269	PODMORE Olivia	NZL
280	LOS Urszula	POL
310	BASOVA Liubov	UKR
<b>Heat 2</b>		
93	WARD Caitlin	AUS
100	DEGRENDELE Nicky	BEL
130	ZHONG Tianshi	CHN
131	ANDREOTTI Maila	CTF
189	STEWART Robyn	IRL
199	VECE Miriam	ITA
231	LEE Hyejin	KOR
<b>Heat 3</b>		
114	WALSH Amelia	CAN
173	BAO Shanju	HBT
200	PALMER Dahlia	JAM
211	OHTA Riyu	JPN
247	KRUPECKAITE Simona	LTU
255	LEE Hoi Yan Jessica	MSP
<b>Heat 4</b>		
136	KOBAYASHI Yuka	DSR
166	HINZE Emma	GER
285	du PREEZ Charlene	RSA
295	VOINOVA Anastasiia	RVL
302	WANG Tzu Chun	TPE
320	GODBY Madalyn	USA

**Qualification Rule:**

The first two riders in each heat qualify to the Second round, all other riders advance to the First round repechages.

Communiqué approved by the Secretary of the Commissaires Panel:

.....

**Women's Team Pursuit / Poursuite par équipe femmes**
**World Cup Standings / Classement coupe du monde**

As of FRI 25 JAN 2019

<b>Event No 1</b>	Saint-Quentin-en-Yvelines (FRA)	19-21 OCT 2018
<b>Event No 2</b>	Milton (CAN)	26-28 OCT 2018
<b>Event No 3</b>	Berlin (GER)	30 NOV-2 DEC 2018
<b>Event No 4</b>	London (GBR)	14-16 DEC 2018
<b>Event No 5</b>	Cambridge (NZL)	18-20 JAN 2019
<b>Event No 6</b>	Hong-Kong (HKG)	25-27 JAN 2019

Rank	Name	Team Code	Event No 1	Event No 2	Event No 3	Event No 4	Event No 5	Event No 6	Total Points
1	ITALY	ITA	800.0	900.0	750.0	800.0	800.0	1000.0	5050.0
2	GREAT BRITAIN	GBR	700.0	1000.0	1000.0	1000.0			3700.0
3	NEW ZEALAND	NZL	900.0	800.0			1000.0	800.0	3500.0
4	GERMANY	GER	750.0	750.0	550.0	380.0		900.0	3330.0
5	CANADA	CAN		700.0	800.0		900.0	550.0	2950.0
6	PEOPLE'S REPUBLIC OF CHINA	CHN	600.0	410.0	450.0	450.0	600.0	350.0	2860.0
7	POLAND	POL	500.0	450.0	600.0	700.0		450.0	2700.0
8	AUSTRALIA	AUS	1000.0		900.0			700.0	2600.0
9	FRANCE	FRA	650.0	550.0		500.0		750.0	2450.0
10	BELGIUM	BEL			500.0	600.0	700.0	600.0	2400.0
11	UNITED STATES OF AMERICA	USA		650.0	700.0	900.0			2250.0
12	UKRAINE	UKR	410.0		410.0	410.0	550.0	380.0	2160.0
13	KOREA	KOR			650.0	650.0		650.0	1950.0
14	JAPAN	JPN		600.0	290.0		650.0	320.0	1860.0
15	IRELAND	IRL			380.0	550.0		500.0	1430.0
16	RUSSIAN FEDERATION	RUS	550.0	500.0	350.0				1400.0
17	BELARUS	BLR	450.0		320.0			410.0	1180.0
18	SUBWAY NEW ZEALAND TRACK TRADE TEAM	SUB					750.0		750.0
19	TEAM BREEZE	TBR				750.0			750.0
20	P2M	PTM		380.0					380.0

25-27 January 2019

Communiqué no. 126

**Women's Team Pursuit / Poursuite par équipe femmes**  
**Finals / Finales**  
**Results and Final Classification / Résultats et classement final**  
 Fri 25 Jan 2019 - Race distance: 4000m

<b>World Record</b>	4:10.236 GBR - Great Britain	Rio de Janeiro (BRA)	13 AUG 2016
---------------------	------------------------------	----------------------	-------------

Rank	Team / Name	1000m	2000m 1000-2000	3000m 2000-3000	Time 3000-4000	Average Speed km/h
------	-------------	-------	--------------------	--------------------	-------------------	--------------------------

**Final for Gold**

<b>GOLD</b>	<b>1 ITA - Italy</b>	1:09.302 (1)	2:11.996 (1)	3:15.112 (1)	<b>4:17.833</b>	55.850
	43 BALSAMO Elisa		1:02.694 (1)	1:03.116 (1)	1:02.721 (1)	
	44 PATERNOSTER Letizia					
	195 ALZINI Martina	(X)				
	196 CAVALLI Marta					

<b>SILVER</b>	<b>2 GER - Germany</b>	1:10.004 (2)	2:12.720 (2)	3:17.439 (2)	<b>4:23.289</b>	54.693
	29 BRAUSSE Franziska		1:02.716 (2)	1:04.719 (2)	1:05.850 (2)	
	30 STOCK Gudrun					
	164 BECKER Charlotte	(X)				
	167 KLEIN Lisa					

**Final for Bronze**

<b>BRONZE</b>	<b>3 NZL - New Zealand</b>	1:09.271 (1)	2:12.766 (1)	3:16.559 (1)	<b>4:21.331</b>	55.103
	268 ELLIS Lauren		1:03.495 (1)	1:03.793 (1)	1:04.772 (1)	
	265 ANDREWS Ellesse	(X)				
	267 DRUMMOND Michaela					
	270 SHEARMAN Emily					

	<b>4 FRA - France</b>	1:10.050 (2)	2:13.906 (2)	3:19.249 (2)	<b>4:26.857</b>	53.961
	27 COPPONI Clara	(X)	1:03.856 (2)	1:05.343 (2)	1:07.608 (2)	
	151 BORRAS Marion					
	152 DEMAY Coralie					
	26 BERTHON Laurie					

**Placed after First Round**

<b>5 AUS - Australia</b>	4 MANLY Alexandra
	5 PLOUFFE Maeve
	90 EDWARDS Sophie
	91 MARTIN-WALLACE Alex

<b>6 KOR - Republic of Korea</b>	228 KIM Hyunji
	230 KIM Youri
	232 LEE Jumi
	233 NA Ahreum

<b>7 BEL - Belgium</b>	8 DOM Annelies
	9 KOPECKY Lotte
	98 BOSSUYT Shari
	99 CROKET Gilke

<b>8 CAN - Canada</b>	111 JUSSAUME Laurie
	16 COLLIER Devaney
	110 BROUWER Miriam
	113 van DAM Sarah

**Women's Team Pursuit / Poursuite par équipe femmes**  
**Finals / Finales**  
**Results and Final Classification / Résultats et classement final**  
 Fri 25 Jan 2019 - Race distance: 4000m

Rank	Team / Name	1000m	2000m 1000-2000	3000m 2000-3000	Time 3000-4000	Average Speed km/h
------	-------------	-------	--------------------	--------------------	-------------------	--------------------------

**Did not qualify first round**
**9 IRL - Ireland**

186 GRIFFIN Mia  
187 MURPHY Kelly  
188 SHARPE Alice  
190 WALSH Orla

**10 POL - Poland**

278 KACZKOWSKA Justyna  
281 PIETRZAK Lucja  
282 PIKULIK Wiktoria  
283 PLOSAJ Nikol

**11 BLR - Belarus**

12 PIVAVARAVA Palina  
13 SAVENKA Ina  
107 SALAUYEVA Aksana  
108 TSERAKH Hanna

**12 UKR - Ukraine**

73 KLIMCHENKO Tetyana  
74 NAHIRNA Anna  
311 KLIACHINA Oksana  
312 SOLOVEI Ganna

**13 CHN - China**

17 LIU Jiali  
18 WANG Xiaofei  
127 MA Menglu  
128 SHEN Shanrong

**14 JPN - Japan**

47 FURUYAMA Kie  
48 HASHIMOTO Yuya  
210 NAKAMURA Kisato  
213 YOSHIKAWA Miho

Communiqué approved by the Secretary of the Commissaires Panel:

**LEGEND**

(X) Rider pulled out before the finish

25-27 January 2019

**Women's Team Pursuit / Poursuite par équipe femmes**  
**Finals / Finales**  
**Race Analysis / Analyse de course**

**GOLD**

ITA - Italy				GER - Germany			
Distance	Time	Rank	Lap Time	Distance	Time	Rank	Lap Time
125m	14.212	2		125m	14.174	1	
250m	22.516	1	22.516	250m	22.658	2	22.658
375m	30.396	1		375m	30.713	2	
500m	38.166	1	15.650	500m	38.685	2	16.027
625m	46.009	1		625m	46.559	2	
750m	53.758	1	15.592	750m	54.344	2	15.659
875m	1:01.521	1		875m	1:02.237	2	
1000m	1:09.302	1	15.544	1000m	1:10.004	2	15.660
1125m	1:17.189	1		1125m	1:17.746	2	
1250m	1:24.943	1	15.641	1250m	1:25.576	2	15.572
1375m	1:32.707	1		1375m	1:33.336	2	
1500m	1:40.563	1	15.620	1500m	1:41.097	2	15.521
1625m	1:48.375	1		1625m	1:48.921	2	
1750m	1:56.221	1	15.658	1750m	1:56.851	2	15.754
1875m	2:04.147	1		1875m	2:04.700	2	
2000m	2:11.996	1	15.775	2000m	2:12.720	2	15.869
2125m	2:19.880	1		2125m	2:20.722	2	
2250m	2:27.893	1	15.897	2250m	2:28.678	2	15.958
2375m	2:35.767	1		2375m	2:36.645	2	
2500m	2:43.643	1	15.750	2500m	2:44.755	2	16.077
2625m	2:51.579	1		2625m	2:52.849	2	
2750m	2:59.458	1	15.815	2750m	3:00.958	2	16.203
2875m	3:07.301	1		2875m	3:09.317	2	
3000m	3:15.112	1	15.654	3000m	3:17.439	2	16.481
3125m	3:22.983	1		3125m	3:25.612	2	
3250m	3:30.830	1	15.718	3250m	3:33.925	2	16.486
3375m	3:38.610	1		3375m	3:42.033	2	
3500m	3:46.600	1	15.770	3500m	3:50.341	2	16.416
3625m	3:54.563	1		3625m	3:58.624	2	
3750m	4:02.395	1	15.795	3750m	4:06.891	2	16.550
3875m	4:10.078	1		3875m	4:15.044	2	
4000m	4:17.833	1	15.438	4000m	4:23.289	2	16.398

25-27 January 2019

**Women's Team Pursuit / Poursuite par équipe femmes**  
**Finals / Finales**  
**Race Analysis / Analyse de course**

**BRONZE**

NZL - New Zealand				FRA - France			
Distance	Time	Rank	Lap Time	Distance	Time	Rank	Lap Time
125m	13.966	1		125m	14.088	2	
250m	22.129	1	22.129	250m	22.631	2	22.631
375m	30.020	1		375m	30.592	2	
500m	37.926	1	15.797	500m	38.454	2	15.823
625m	45.694	1		625m	46.253	2	
750m	53.564	1	15.638	750m	54.226	2	15.772
875m	1:01.392	1		875m	1:02.107	2	
1000m	1:09.271	1	15.707	1000m	1:10.050	2	15.824
1125m	1:17.307	1		1125m	1:18.106	2	
1250m	1:25.209	1	15.938	1250m	1:25.945	2	15.895
1375m	1:33.091	1		1375m	1:33.776	2	
1500m	1:41.127	1	15.918	1500m	1:41.709	2	15.764
1625m	1:49.033	1		1625m	1:49.633	2	
1750m	1:57.075	1	15.948	1750m	1:57.796	2	16.087
1875m	2:04.940	1		1875m	2:05.860	2	
2000m	2:12.766	1	15.691	2000m	2:13.906	2	16.110
2125m	2:20.750	1		2125m	2:22.180	2	
2250m	2:28.595	1	15.829	2250m	2:30.311	2	16.405
2375m	2:36.527	1		2375m	2:38.555	2	
2500m	2:44.563	1	15.968	2500m	2:46.884	2	16.573
2625m	2:52.500	1		2625m	2:55.010	2	
2750m	3:00.459	1	15.896	2750m	3:03.085	2	16.201
2875m	3:08.638	1		2875m	3:11.100	2	
3000m	3:16.559	1	16.100	3000m	3:19.249	2	16.164
3125m	3:24.586	1		3125m	3:27.660	2	
3250m	3:32.550	1	15.991	3250m	3:36.159	2	16.910
3375m	3:40.560	1		3375m	3:44.939	2	
3500m	3:48.783	1	16.233	3500m	3:53.413	2	17.254
3625m	3:56.713	1		3625m	4:01.983	2	
3750m	4:04.875	1	16.092	3750m	4:10.281	2	16.868
3875m	4:12.987	1		3875m	4:18.548	2	
4000m	4:21.331	3	16.456	4000m	4:26.857	4	16.576

Communiqué approved by the Secretary of the Commissaires Panel:



25-27 January 2019

Communiqué no. 125 Rectificatif 1

**Women's Team Pursuit / Poursuite par équipe femmes**  
**Finals / Finales**  
**Start List / Liste de départ**  
 Fri 25 Jan 2019 - Race distance: 4000m

<b>World Record</b>	4:10.236 GBR - Great Britain	Rio de Janeiro (BRA)	13 AUG 2016
---------------------	------------------------------	----------------------	-------------

Heat	Race Number	Team / Name	Time
FOR BRONZE		<b>NZL - New Zealand</b>	_____
	268	ELLIS Lauren	
	265	ANDREWS Ellesse	
	267	DRUMMOND Michaela	
	270	SHEARMAN Emily	
		<b>FRA - France</b>	_____
	27	COPPONI Clara	
	151	BORRAS Marion	
	152	DEMAY Coralie	
	26	BERTHON Laurie	
FOR GOLD		<b>ITA - Italy</b>	_____
	43	BALSAMO Elisa	
	44	PATERNOSTER Letizia	
	195	ALZINI Martina	
	196	CAVALLI Marta	
		<b>GER - Germany</b>	_____
	29	BRAUSSE Franziska	
	30	STOCK Gudrun	
	164	BECKER Charlotte	
	167	KLEIN Lisa	

Communiqué approved by the Secretary of the Commissaires Panel:

.....

**Note:**

The composition of the teams may be subject to change up to one hour before the start of the race.

**Women's Team Pursuit / Poursuite par équipe femmes**  
**First Round / Premier tour**  
**Results / Résultats**

Fri 25 Jan 2019 - Race distance: 4000m

<b>World Record</b>	4:10.236 GBR - Great Britain	Rio de Janeiro (BRA)	13 AUG 2016
---------------------	------------------------------	----------------------	-------------

Heat	Rank	Team / Name	1000m	2000m 1000-2000	3000m 2000-3000	Time 3000-4000	Average Speed km/h	
1	<b>1 KOR - Republic of Korea</b>		1:10.767 (2)	2:14.659 (1)	3:20.145 (1)	<b>4:26.411</b>	54.052	
		228 KIM Hyunji (X)	1:03.892 (1)	1:05.486 (1)	1:06.266 (1)			
		230 KIM Youri						
		232 LEE Jumi						
		233 NA Ahreum						
	<b>2 BEL - Belgium</b>		1:09.249 (1)	2:14.932 (2)	3:21.608 (2)	<b>4:29.078</b>	53.516	
		8 DOM Annelies	1:05.683 (2)	1:06.676 (2)	1:07.470 (2)			
		9 KOPECKY Lotte						
		98 BOSSUYT Shari						
		99 CROKET Gilke (X)						
2	<b>1 FRA - France</b>		1:10.339 (1)	2:14.159 (1)	3:18.452 (1)	<b>4:23.567</b>	54.635	QB
		27 COPPONI Clara (X)	1:03.820 (1)	1:04.293 (1)	1:05.115 (1)			
		151 BORRAS Marion						
		152 DEMAY Coralie						
		153 le NET Marie						
	<b>2 CAN - Canada</b>		1:10.851 (2)	2:16.307 (2)	3:23.295 (2)	<b>4:29.714</b>	53.390	
		111 JUSSAUME Laurie	1:05.456 (2)	1:06.988 (2)	1:06.419 (2)			
		16 COLLIER Devaney						
		110 BROUWER Miriam (X)						
		113 van DAM Sarah						
3	<b>1 GER - Germany</b>		1:10.586 (2)	2:13.884 (2)	3:17.494 (2)	<b>4:21.397</b>	55.089	QG
		29 BRAUSSE Franziska	1:03.298 (1)	1:03.610 (1)	1:03.903 (1)			
		30 STOCK Gudrun						
		164 BECKER Charlotte (X)						
		167 KLEIN Lisa						
	<b>2 NZL - New Zealand</b>		1:09.959 (1)	2:13.569 (1)	3:17.461 (1)	<b>4:21.735</b>	55.017	QB
		265 ANDREWS Ellesse (X)	1:03.610 (2)	1:03.892 (2)	1:04.274 (2)			
		267 DRUMMOND Michaela						
		55 HODGES Jessie						
		270 SHEARMAN Emily						
4	<b>1 ITA - Italy</b>		1:08.681 (1)	2:11.254 (1)	3:14.502 (1)	<b>4:17.438</b>	55.936	QG
		43 BALSAMO Elisa	1:02.573 (1)	1:03.248 (1)	1:02.936 (1)			
		44 PATERNOSTER Letizia						
		195 ALZINI Martina (X)						
		196 CAVALLI Marta						
	<b>2 AUS - Australia</b>		1:10.568 (2)	2:14.702 (2)	3:19.240 (2)	<b>4:24.250</b>	54.494	
		4 MANLY Alexandra	1:04.134 (2)	1:04.538 (2)	1:05.010 (2)			
		5 PLOUFFE Maeve (X)						
		90 EDWARDS Sophie						
		91 MARTIN-WALLACE Alex						

**Women's Team Pursuit / Poursuite par équipe femmes**  
**First Round / Premier tour**  
**Results / Résultats**

Fri 25 Jan 2019 - Race distance: 4000m

Heat	Rank	Team / Name	1000m	2000m 1000-2000	3000m 2000-3000	Time 3000-4000	Average Speed km/h
------	------	----------------	-------	--------------------	--------------------	-------------------	--------------------------

**Qualification Rule:**

The winners of heats 3 and 4 in the First round ride the final for the gold and silver medals.  
 The remaining six teams will be ranked by their times in the First round and will be paired as follows:  
 The two fastest teams ride the final for the bronze medal.

Communiqué approved by the Secretary of the Commissaires Panel:

<b>LEGEND</b>				
(X)	Rider pulled out before the finish	<b>QB</b>	Qualified for Bronze	<b>QG</b> Qualified for Gold

25-27 January 2019

**Women's Team Pursuit / Poursuite par équipe femmes**  
**First Round / Premier tour**  
**Race Analysis / Analyse de course**

**Heat 1**

KOR - Republic of Korea				BEL - Belgium			
Distance	Time	Rank	Lap Time	Distance	Time	Rank	Lap Time
125m	14.536	2		125m	13.953	1	
250m	23.036	2	23.036	250m	22.213	1	22.213
375m	31.145	2		375m	30.135	1	
500m	39.207	2	16.171	500m	37.865	1	15.652
625m	47.079	2		625m	45.757	1	
750m	55.041	2	15.834	750m	53.473	1	15.608
875m	1:02.887	2		875m	1:01.398	1	
1000m	1:10.767	2	15.726	1000m	1:09.249	1	15.776
1125m	1:18.734	2		1125m	1:17.317	1	
1250m	1:26.517	2	15.750	1250m	1:25.542	1	16.293
1375m	1:34.311	2		1375m	1:33.646	1	
1500m	1:42.342	2	15.825	1500m	1:41.931	1	16.389
1625m	1:50.323	2		1625m	1:50.030	1	
1750m	1:58.475	2	16.133	1750m	1:58.346	1	16.415
1875m	2:06.495	1		1875m	2:06.578	2	
2000m	2:14.659	1	16.184	2000m	2:14.932	2	16.586
2125m	2:22.690	1		2125m	2:23.327	2	
2250m	2:30.715	1	16.056	2250m	2:31.629	2	16.697
2375m	2:38.900	1		2375m	2:40.103	2	
2500m	2:47.037	1	16.322	2500m	2:48.315	2	16.686
2625m	2:55.176	1		2625m	2:56.539	2	
2750m	3:03.427	1	16.390	2750m	3:04.951	2	16.636
2875m	3:11.836	1		2875m	3:13.167	2	
3000m	3:20.145	1	16.718	3000m	3:21.608	2	16.657
3125m	3:28.559	1		3125m	3:30.201	2	
3250m	3:36.717	1	16.572	3250m	3:38.585	2	16.977
3375m	3:44.851	1		3375m	3:46.984	2	
3500m	3:53.200	1	16.483	3500m	3:55.552	2	16.967
3625m	4:01.372	1		3625m	4:03.893	2	
3750m	4:09.585	1	16.385	3750m	4:12.257	2	16.705
3875m	4:17.987	1		3875m	4:20.705	2	
4000m	4:26.411	1	16.826	4000m	4:29.078	2	16.821

25-27 January 2019

**Women's Team Pursuit / Poursuite par équipe femmes**  
**First Round / Premier tour**  
**Race Analysis / Analyse de course**

**Heat 2**

FRA - France				CAN - Canada			
Distance	Time	Rank	Lap Time	Distance	Time	Rank	Lap Time
125m	14.114	1		125m	14.320	2	
250m	22.647	1	22.647	250m	22.779	2	22.779
375m	30.642	1		375m	30.796	2	
500m	38.642	1	15.995	500m	38.859	2	16.080
625m	46.517	1		625m	46.754	2	
750m	54.552	1	15.910	750m	54.720	2	15.861
875m	1:02.439	1		875m	1:02.824	2	
1000m	1:10.339	1	15.787	1000m	1:10.851	2	16.131
1125m	1:18.328	1		1125m	1:18.928	2	
1250m	1:26.148	1	15.809	1250m	1:27.156	2	16.305
1375m	1:33.984	1		1375m	1:35.280	2	
1500m	1:42.064	1	15.916	1500m	1:43.405	2	16.249
1625m	1:49.998	1		1625m	1:51.632	2	
1750m	1:58.142	1	16.078	1750m	1:59.721	2	16.316
1875m	2:06.172	1		1875m	2:08.075	2	
2000m	2:14.159	1	16.017	2000m	2:16.307	2	16.586
2125m	2:22.260	1		2125m	2:24.624	2	
2250m	2:30.217	1	16.058	2250m	2:32.938	2	16.631
2375m	2:38.164	1		2375m	2:41.356	2	
2500m	2:46.232	1	16.015	2500m	2:49.722	2	16.784
2625m	2:54.226	1		2625m	2:58.226	2	
2750m	3:02.390	1	16.158	2750m	3:06.512	2	16.790
2875m	3:10.346	1		2875m	3:14.894	2	
3000m	3:18.452	1	16.062	3000m	3:23.295	2	16.783
3125m	3:26.520	1		3125m	3:31.812	2	
3250m	3:34.721	1	16.269	3250m	3:40.292	2	16.997
3375m	3:42.715	1		3375m	3:48.517	2	
3500m	3:50.660	1	15.939	3500m	3:56.747	2	16.455
3625m	3:58.824	1		3625m	4:04.952	2	
3750m	4:07.067	1	16.407	3750m	4:13.160	2	16.413
3875m	4:15.246	1		3875m	4:21.456	2	
4000m	4:23.567	1	16.500	4000m	4:29.714	2	16.554

25-27 January 2019

**Women's Team Pursuit / Poursuite par équipe femmes**  
**First Round / Premier tour**  
**Race Analysis / Analyse de course**

**Heat 3**

GER - Germany				NZL - New Zealand			
Distance	Time	Rank	Lap Time	Distance	Time	Rank	Lap Time
125m	14.380	2		125m	14.106	1	
250m	22.973	2	22.973	250m	22.418	1	22.418
375m	31.013	2		375m	30.498	1	
500m	38.957	2	15.984	500m	38.613	1	16.195
625m	46.812	2		625m	46.533	1	
750m	54.676	2	15.719	750m	54.456	1	15.843
875m	1:02.690	2		875m	1:02.198	1	
1000m	1:10.586	2	15.910	1000m	1:09.959	1	15.503
1125m	1:18.463	2		1125m	1:17.830	1	
1250m	1:26.484	2	15.898	1250m	1:25.898	1	15.939
1375m	1:34.335	2		1375m	1:33.742	1	
1500m	1:42.239	2	15.755	1500m	1:41.590	1	15.692
1625m	1:50.102	2		1625m	1:49.716	1	
1750m	1:58.074	2	15.835	1750m	1:57.684	1	16.094
1875m	2:05.909	2		1875m	2:05.745	1	
2000m	2:13.884	2	15.810	2000m	2:13.569	1	15.885
2125m	2:21.749	2		2125m	2:21.386	1	
2250m	2:29.604	2	15.720	2250m	2:29.388	1	15.819
2375m	2:37.494	2		2375m	2:37.265	1	
2500m	2:45.486	2	15.882	2500m	2:45.163	1	15.775
2625m	2:53.422	2		2625m	2:53.128	1	
2750m	3:01.427	2	15.941	2750m	3:01.282	1	16.119
2875m	3:09.565	2		2875m	3:09.343	1	
3000m	3:17.494	2	16.067	3000m	3:17.461	1	16.179
3125m	3:25.365	1		3125m	3:25.830	2	
3250m	3:33.265	1	15.771	3250m	3:33.891	2	16.430
3375m	3:41.480	1		3375m	3:41.964	2	
3500m	3:49.459	1	16.194	3500m	3:49.844	2	15.953
3625m	3:57.583	1		3625m	3:57.755	2	
3750m	4:05.518	1	16.059	3750m	4:05.832	2	15.988
3875m	4:13.360	1		3875m	4:13.748	2	
4000m	4:21.397	1	15.879	4000m	4:21.735	2	15.903



25-27 January 2019

**Women's Team Pursuit / Poursuite par équipe femmes**  
**First Round / Premier tour**  
**Race Analysis / Analyse de course**

**Heat 4**

ITA - Italy				AUS - Australia			
Distance	Time	Rank	Lap Time	Distance	Time	Rank	Lap Time
125m	14.151	1		125m	14.757	2	
250m	22.420	1	22.420	250m	23.293	2	23.293
375m	30.233	1		375m	31.272	2	
500m	37.902	1	15.482	500m	39.030	2	15.737
625m	45.646	1		625m	46.850	2	
750m	53.297	1	15.395	750m	54.594	2	15.564
875m	1:00.973	1		875m	1:02.488	2	
1000m	1:08.681	1	15.384	1000m	1:10.568	2	15.974
1125m	1:16.482	1		1125m	1:18.529	2	
1250m	1:24.215	1	15.534	1250m	1:26.527	2	15.959
1375m	1:31.976	1		1375m	1:34.745	2	
1500m	1:39.902	1	15.687	1500m	1:42.793	2	16.266
1625m	1:47.704	1		1625m	1:50.903	2	
1750m	1:55.533	1	15.631	1750m	1:58.815	2	16.022
1875m	2:03.451	1		1875m	2:06.709	2	
2000m	2:11.254	1	15.721	2000m	2:14.702	2	15.887
2125m	2:19.134	1		2125m	2:22.613	2	
2250m	2:27.153	1	15.899	2250m	2:30.507	2	15.805
2375m	2:35.053	1		2375m	2:38.387	2	
2500m	2:42.994	1	15.841	2500m	2:46.482	2	15.975
2625m	2:50.986	1		2625m	2:54.502	2	
2750m	2:58.827	1	15.833	2750m	3:02.679	2	16.197
2875m	3:06.681	1		2875m	3:11.076	2	
3000m	3:14.502	1	15.675	3000m	3:19.240	2	16.561
3125m	3:22.415	1		3125m	3:27.320	2	
3250m	3:30.245	1	15.743	3250m	3:35.500	2	16.260
3375m	3:38.113	1		3375m	3:43.553	2	
3500m	3:46.157	1	15.912	3500m	3:51.631	2	16.131
3625m	3:54.086	1		3625m	3:59.910	2	
3750m	4:02.060	1	15.903	3750m	4:07.909	2	16.278
3875m	4:09.743	1		3875m	4:16.036	2	
4000m	4:17.438	1	15.378	4000m	4:24.250	2	16.341

Communiqué approved by the Secretary of the Commissaires Panel:

**Women's Team Pursuit / Poursuite par équipe femmes**  
**First Round / Premier tour**  
**Start List / Liste de départ**  
 Fri 25 Jan 2019 - Race distance: 4000m

<b>World Record</b>	4:10.236 GBR - Great Britain	Rio de Janeiro (BRA)	13 AUG 2016
---------------------	------------------------------	----------------------	-------------

Heat	Race Number	Team / Name	Time
1		<b>KOR - Republic of Korea</b>	_____
	228	KIM Hyunji	
	230	KIM Youri	
	232	LEE Jumi	
	233	NA Ahreum	
		<b>BEL - Belgium</b>	_____
	8	DOM Annelies	
	9	KOPECKY Lotte	
	98	BOSSUYT Shari	
	99	CROKET Gilke	
2		<b>FRA - France</b>	_____
	27	COPPONI Clara	
	151	BORRAS Marion	
	152	DEMAY Coralie	
	153	le NET Marie	
		<b>CAN - Canada</b>	_____
	111	JUSSAUME Laurie	
	16	COLLIER Devaney	
	110	BROUWER Miriam	
	113	van DAM Sarah	
3		<b>GER - Germany</b>	_____
	29	BRAUSSE Franziska	
	30	STOCK Gudrun	
	164	BECKER Charlotte	
	167	KLEIN Lisa	
		<b>NZL - New Zealand</b>	_____
	265	ANDREWS Ellesse	
	267	DRUMMOND Michaela	
	55	HODGES Jessie	
	270	SHEARMAN Emily	

**Women's Team Pursuit / Poursuite par équipe femmes**  
**First Round / Premier tour**  
**Start List / Liste de départ**  
 Fri 25 Jan 2019 - Race distance: 4000m

Heat	Race Number	Team / Name	Time
4		<b>ITA - Italy</b>	_____
	43	BALSAMO Elisa	
	44	PATERNOSTER Letizia	
	195	ALZINI Martina	
	196	CAVALLI Marta	
		<b>AUS - Australia</b>	_____
	4	MANLY Alexandra	
	5	PLOUFFE Maeve	
	90	EDWARDS Sophie	
	91	MARTIN-WALLACE Alex	

**Qualification Rule:**

The winners of heats 3 and 4 in the First round ride the final for the gold and silver medals.  
 The remaining six teams will be ranked by their times in the First round and will be paired as follows:  
 The two fastest teams ride the final for the bronze medal.

Communiqué approved by the Secretary of the Commissaires Panel:

.....

**Note:**

The composition of the teams may be subject to change up to one hour before the start of the race.

25-27 January 2019

Communiqué no. 122

**Women's Team Pursuit / Poursuite par équipe femmes**  
**Qualifying / Qualifications**  
**Results / Résultats**

Thu 24 Jan 2019 - Race distance: 4000m

<b>World Record</b>	4:10.236 GBR - Great Britain	Rio de Janeiro (BRA)	13 AUG 2016
---------------------	------------------------------	----------------------	-------------

Rank	Team / Name	1000m	2000m 1000-2000	3000m 2000-3000	Time 3000-4000	Average Speed km/h
<b>1</b>	<b>ITA - Italy</b>	1:09.860 (2)	2:13.486 (1)	3:17.484 (1)	<b>4:21.339</b>	55.101
	43 BALSAMO Elisa		1:03.626 (1)	1:03.998 (1)	1:03.855 (1)	
	44 PATERNOSTER Letizia					
	195 ALZINI Martina	(X)				
	196 CAVALLI Marta					
<b>2</b>	<b>GER - Germany</b>	1:10.875 (9)	2:15.002 (4)	3:19.503 (3)	<b>4:23.895</b>	54.567
	29 BRAUSSE Franziska		1:04.127 (2)	1:04.501 (2)	1:04.392 (2)	
	30 STOCK Gudrun					
	164 BECKER Charlotte	(X)				
	167 KLEIN Lisa					
<b>3</b>	<b>NZL - New Zealand</b>	1:09.572 (1)	2:14.373 (2)	3:19.103 (2)	<b>4:25.140</b>	54.311
	265 ANDREWS Ellesse	(X)	1:04.801 (5)	1:04.730 (3)	1:06.037 (4)	
	267 DRUMMOND Michaela					
	268 ELLIS Lauren					
	270 SHEARMAN Emily					
<b>4</b>	<b>AUS - Australia</b>	1:10.306 (4)	2:15.678 (7)	3:20.555 (4)	<b>4:25.554</b>	54.226
	4 MANLY Alexandra		1:05.372 (7)	1:04.877 (4)	1:04.999 (3)	
	5 PLOUFFE Maeve					
	90 EDWARDS Sophie					
	91 MARTIN-WALLACE Alex					
<b>5</b>	<b>FRA - France</b>	1:10.762 (8)	2:15.539 (6)	3:20.772 (5)	<b>4:27.587</b>	53.814
	27 COPPONI Clara	(X)	1:04.777 (4)	1:05.233 (5)	1:06.815 (5)	
	151 BORRAS Marion					
	152 DEMAY Coralie					
	153 le NET Marie					
<b>6</b>	<b>KOR - Republic of Korea</b>	1:10.153 (3)	2:14.714 (3)	3:21.676 (6)	<b>4:29.055</b>	53.521
	228 KIM Hyunji	(X)	1:04.561 (3)	1:06.962 (7)	1:07.379 (7)	
	230 KIM Youri					
	232 LEE Jumi					
	233 NA Ahreum					
<b>7</b>	<b>BEL - Belgium</b>	1:10.741 (7)	2:16.674 (9)	3:23.357 (8)	<b>4:30.315</b>	53.271
	8 DOM Annelies		1:05.933 (9)	1:06.683 (6)	1:06.958 (6)	
	9 KOPECKY Lotte					
	98 BOSSUYT Shari					
	99 CROKET Gilke	(X)				
<b>8</b>	<b>CAN - Canada</b>	1:10.423 (5)	2:16.337 (8)	3:23.598 (9)	<b>4:32.574</b>	52.830
	15 COLES-LYSTER Maggie		1:05.914 (8)	1:07.261 (11)	1:08.976 (11)	
	16 COLLIER Devaney					
	110 BROUWER Miriam					
	113 van DAM Sarah	(X)				
<b>9</b>	<b>IRL - Ireland</b>	1:10.540 (6)	2:15.414 (5)	3:22.541 (7)	<b>4:32.771</b>	52.792
	186 GRIFFIN Mia		1:04.874 (6)	1:07.127 (10)	1:10.230 (13)	
	187 MURPHY Kelly					
	188 SHARPE Alice					
	190 WALSH Orla	(X)				

**Women's Team Pursuit / Poursuite par équipe femmes**  
**Qualifying / Qualifications**  
**Results / Résultats**

Thu 24 Jan 2019 - Race distance: 4000m

Rank	Team / Name	1000m	2000m 1000-2000	3000m 2000-3000	Time 3000-4000	Average Speed km/h
10	<b>POL - Poland</b>	1:11.350 (10)	2:17.366 (10)	3:24.416 (10)	<b>4:32.975</b>	52.752
	278 KACZKOWSKA Justyna		1:06.016 (10)	1:07.050 (9)	1:08.559 (10)	
	281 PIETRZAK Lucja					
	282 PIKULIK Wiktoria (X)					
	283 PLOSAJ Nikol					
11	<b>BLR - Belarus</b>	1:12.152 (13)	2:18.520 (13)	3:25.496 (11)	<b>4:33.016</b>	52.744
	12 PIVAVARAVA Palina		1:06.368 (12)	1:06.976 (8)	1:07.520 (8)	
	13 SAVENKA Ina					
	107 SALAUYEVA Aksana					
	108 TSERAKH Hanna (X)					
12	<b>UKR - Ukraine</b>	1:12.181 (14)	2:18.964 (14)	3:26.850 (14)	<b>4:34.897</b>	52.383
	73 KLIMCHENKO Tetyana (X)		1:06.783 (13)	1:07.886 (12)	1:08.047 (9)	
	74 NAHIRNA Anna					
	311 KLIACHINA Oksana					
	312 SOLOVEI Ganna					
13	<b>CHN - China</b>	1:11.582 (12)	2:18.443 (12)	3:26.645 (13)	<b>4:36.128</b>	52.150
	17 LIU Jiali		1:06.861 (14)	1:08.202 (13)	1:09.483 (12)	
	18 WANG Xiaofei					
	127 MA Menglu					
	128 SHEN Shanrong (X)					
14	<b>JPN - Japan</b>	1:11.551 (11)	2:17.579 (11)	3:25.827 (12)	<b>4:36.733</b>	52.036
	47 FURUYAMA Kie		1:06.028 (11)	1:08.248 (14)	1:10.906 (14)	
	48 HASHIMOTO Yuya					
	210 NAKAMURA Kisato					
	213 YOSHIKAWA Miho (X)					

**Qualification Rule:**

The eight teams recording the best times in the qualifying round will be matched in the First round as follows:

The 6th fastest team against the 7th fastest team.

The 5th fastest team against the 8th fastest team.

The 2nd fastest team against the 3rd fastest team.

The fastest team against the 4th fastest team.

The winners of heats 3 and 4 in the First round ride the final for the gold and silver medals.

The remaining six teams will be ranked by their times in the First round and will be paired as follows:

The two fastest teams ride the final for the bronze medal.

Communiqué approved by the Secretary of the Commissaires Panel:

**LEGEND**

(X) Rider pulled out before the finish

25-27 January 2019

**Women's Team Pursuit / Poursuite par équipe femmes**  
**Qualifying / Qualifications**  
**Race Analysis / Analyse de course**

Heat 1				Heat 2			
Distance	IRL - Ireland		Lap Time	Distance	KOR - Republic of Korea		Lap Time
	Time	Rank			Time	Rank	
125m	14.819	14		125m	14.097	4	
250m	23.021	14	23.021	250m	22.447	4	22.447
375m	30.734	10		375m	30.525	4	
500m	38.647	8	15.626	500m	38.381	3	15.934
625m	46.587	6		625m	46.322	3	
750m	54.689	7	16.042	750m	54.168	3	15.787
875m	1:02.615	6		875m	1:02.070	3	
1000m	1:10.540	6	15.851	1000m	1:10.153	3	15.985
1125m	1:18.698	6		1125m	1:18.124	3	
1250m	1:26.635	5	16.095	1250m	1:26.115	3	15.962
1375m	1:34.482	4		1375m	1:34.260	3	
1500m	1:42.419	4	15.784	1500m	1:42.266	3	16.151
1625m	1:50.613	4		1625m	1:50.396	3	
1750m	1:58.838	4	16.419	1750m	1:58.447	3	16.181
1875m	2:07.264	5		1875m	2:06.542	3	
2000m	2:15.414	5	16.576	2000m	2:14.714	3	16.267
2125m	2:23.480	5		2125m	2:23.080	4	
2250m	2:31.800	6	16.386	2250m	2:31.368	4	16.654
2375m	2:40.092	7		2375m	2:39.671	5	
2500m	2:48.502	7	16.702	2500m	2:48.089	6	16.721
2625m	2:57.149	7		2625m	2:56.650	6	
2750m	3:05.572	7	17.070	2750m	3:05.026	6	16.937
2875m	3:13.925	7		2875m	3:13.320	6	
3000m	3:22.541	7	16.969	3000m	3:21.676	6	16.650
3125m	3:31.028	7		3125m	3:30.178	6	
3250m	3:39.789	7	17.248	3250m	3:38.496	6	16.820
3375m	3:48.394	7		3375m	3:46.960	5	
3500m	3:57.327	8	17.538	3500m	3:55.257	6	16.761
3625m	4:06.019	8		3625m	4:03.568	6	
3750m	4:14.711	8	17.384	3750m	4:12.043	6	16.786
3875m	4:23.716	8		3875m	4:20.464	6	
4000m	4:32.771	9	18.060	4000m	4:29.055	6	17.012



25-27 January 2019

**Women's Team Pursuit / Poursuite par équipe femmes**  
**Qualifying / Qualifications**  
**Race Analysis / Analyse de course**

Heat 3				Heat 4			
Distance	UKR - Ukraine		Lap Time	Distance	BLR - Belarus		Lap Time
	Time	Rank			Time	Rank	
125m	14.324	9		125m	14.351	10	
250m	22.843	10	22.843	250m	22.852	11	22.852
375m	31.245	14		375m	31.131	13	
500m	39.374	14	16.531	500m	39.332	13	16.480
625m	47.568	13		625m	47.660	14	
750m	55.626	13	16.252	750m	55.798	14	16.466
875m	1:03.873	13		875m	1:04.063	14	
1000m	1:12.181	14	16.555	1000m	1:12.152	13	16.354
1125m	1:20.591	14		1125m	1:20.363	13	
1250m	1:28.916	14	16.735	1250m	1:28.603	13	16.451
1375m	1:37.368	14		1375m	1:37.034	13	
1500m	1:45.596	14	16.680	1500m	1:45.323	13	16.720
1625m	1:53.902	14		1625m	1:53.709	13	
1750m	2:02.149	14	16.553	1750m	2:02.013	13	16.690
1875m	2:10.592	14		1875m	2:10.403	13	
2000m	2:18.964	14	16.815	2000m	2:18.520	13	16.507
2125m	2:27.509	14		2125m	2:26.602	12	
2250m	2:36.038	14	17.074	2250m	2:34.967	12	16.447
2375m	2:44.666	14		2375m	2:43.448	12	
2500m	2:53.022	14	16.984	2500m	2:51.802	12	16.835
2625m	3:01.309	14		2625m	3:00.246	12	
2750m	3:09.791	14	16.769	2750m	3:08.633	12	16.831
2875m	3:18.219	14		2875m	3:17.144	11	
3000m	3:26.850	14	17.059	3000m	3:25.496	11	16.863
3125m	3:35.284	13		3125m	3:33.808	11	
3250m	3:43.560	13	16.710	3250m	3:42.280	11	16.784
3375m	3:52.096	11		3375m	3:50.847	10	
3500m	4:00.805	12	17.245	3500m	3:59.251	11	16.971
3625m	4:09.104	12		3625m	4:07.762	11	
3750m	4:17.541	12	16.736	3750m	4:16.193	11	16.942
3875m	4:26.146	12		3875m	4:24.553	11	
4000m	4:34.897	12	17.356	4000m	4:33.016	11	16.823

25-27 January 2019

**Women's Team Pursuit / Poursuite par équipe femmes**  
**Qualifying / Qualifications**  
**Race Analysis / Analyse de course**

Heat 5				Heat 6			
JPN - Japan				CHN - China			
Distance	Time	Rank	Lap Time	Distance	Time	Rank	Lap Time
125m	14.460	12		125m	13.929	2	
250m	22.908	12	22.908	250m	22.266	2	22.266
375m	30.884	11		375m	30.418	2	
500m	38.909	12	16.001	500m	38.528	5	16.262
625m	46.967	12		625m	46.811	10	
750m	55.247	12	16.338	750m	54.963	11	16.435
875m	1:03.363	12		875m	1:03.262	11	
1000m	1:11.551	11	16.304	1000m	1:11.582	12	16.619
1125m	1:19.861	11		1125m	1:20.043	12	
1250m	1:28.067	11	16.516	1250m	1:28.241	12	16.659
1375m	1:36.296	11		1375m	1:36.545	12	
1500m	1:44.676	11	16.609	1500m	1:44.891	12	16.650
1625m	1:52.842	11		1625m	1:53.381	12	
1750m	2:00.981	11	16.305	1750m	2:01.697	12	16.806
1875m	2:09.224	11		1875m	2:10.222	12	
2000m	2:17.579	11	16.598	2000m	2:18.443	12	16.746
2125m	2:26.012	11		2125m	2:26.883	13	
2250m	2:34.660	11	17.081	2250m	2:35.232	13	16.789
2375m	2:43.076	11		2375m	2:43.759	13	
2500m	2:51.471	11	16.811	2500m	2:52.329	13	17.097
2625m	2:59.857	11		2625m	3:01.003	13	
2750m	3:08.538	11	17.067	2750m	3:09.476	13	17.147
2875m	3:17.154	12		2875m	3:18.122	13	
3000m	3:25.827	12	17.289	3000m	3:26.645	13	17.169
3125m	3:34.654	12		3125m	3:35.329	14	
3250m	3:43.373	12	17.546	3250m	3:44.108	14	17.463
3375m	3:52.520	12		3375m	3:52.780	13	
3500m	4:01.396	13	18.023	3500m	4:01.570	14	17.462
3625m	4:10.133	13		3625m	4:10.297	14	
3750m	4:18.966	13	17.570	3750m	4:19.186	14	17.616
3875m	4:27.950	14		3875m	4:27.606	13	
4000m	4:36.733	14	17.767	4000m	4:36.128	13	16.942

25-27 January 2019

**Women's Team Pursuit / Poursuite par équipe femmes**  
**Qualifying / Qualifications**  
**Race Analysis / Analyse de course**

Heat 7				Heat 8			
Distance	BEL - Belgium		Lap Time	Distance	AUS - Australia		Lap Time
	Time	Rank			Time	Rank	
125m	14.091	3		125m	14.464	13	
250m	22.464	5	22.464	250m	22.974	13	22.974
375m	30.598	7		375m	30.905	12	
500m	38.534	6	16.070	500m	38.623	7	15.649
625m	46.595	7		625m	46.534	5	
750m	54.593	6	16.059	750m	54.260	4	15.637
875m	1:02.698	7		875m	1:02.132	4	
1000m	1:10.741	7	16.148	1000m	1:10.306	4	16.046
1125m	1:18.951	9		1125m	1:18.252	4	
1250m	1:27.150	9	16.409	1250m	1:26.334	4	16.028
1375m	1:35.493	9		1375m	1:34.612	6	
1500m	1:43.627	9	16.477	1500m	1:42.797	7	16.463
1625m	1:51.935	9		1625m	1:50.993	7	
1750m	2:00.030	9	16.403	1750m	1:59.186	7	16.389
1875m	2:08.404	9		1875m	2:07.323	6	
2000m	2:16.674	9	16.644	2000m	2:15.678	7	16.492
2125m	2:24.917	9		2125m	2:23.497	6	
2250m	2:33.301	9	16.627	2250m	2:31.425	5	15.747
2375m	2:41.570	9		2375m	2:39.542	4	
2500m	2:50.008	9	16.707	2500m	2:47.619	4	16.194
2625m	2:58.320	9		2625m	2:55.765	4	
2750m	3:06.595	9	16.587	2750m	3:04.153	4	16.534
2875m	3:15.020	9		2875m	3:12.374	4	
3000m	3:23.357	8	16.762	3000m	3:20.555	4	16.402
3125m	3:31.602	8		3125m	3:28.850	4	
3250m	3:39.987	8	16.630	3250m	3:37.049	4	16.494
3375m	3:48.240	6		3375m	3:45.283	3	
3500m	3:56.810	7	16.823	3500m	3:53.555	4	16.506
3625m	4:05.120	7		3625m	4:01.897	4	
3750m	4:13.685	7	16.875	3750m	4:09.759	4	16.204
3875m	4:21.930	7		3875m	4:17.610	4	
4000m	4:30.315	7	16.630	4000m	4:25.554	4	15.795

25-27 January 2019

**Women's Team Pursuit / Poursuite par équipe femmes**  
**Qualifying / Qualifications**  
**Race Analysis / Analyse de course**

Heat 9				Heat 10			
Distance	FRA - France		Lap Time	Distance	POL - Poland		Lap Time
	Time	Rank			Time	Rank	
125m	14.217	7		125m	14.141	5	
250m	22.705	9	22.705	250m	22.351	3	22.351
375m	30.672	8		375m	30.497	3	
500m	38.739	10	16.034	500m	38.661	9	16.310
625m	46.744	9		625m	46.880	11	
750m	54.900	9	16.161	750m	54.953	10	16.292
875m	1:02.835	8		875m	1:03.137	10	
1000m	1:10.762	8	15.862	1000m	1:11.350	10	16.397
1125m	1:18.780	7		1125m	1:19.645	10	
1250m	1:26.666	6	15.904	1250m	1:27.729	10	16.379
1375m	1:34.591	5		1375m	1:35.993	10	
1500m	1:42.781	6	16.115	1500m	1:44.237	10	16.508
1625m	1:50.870	6		1625m	1:52.287	10	
1750m	1:59.171	6	16.390	1750m	2:00.427	10	16.190
1875m	2:07.335	7		1875m	2:08.839	10	
2000m	2:15.539	6	16.368	2000m	2:17.366	10	16.939
2125m	2:23.762	7		2125m	2:25.640	10	
2250m	2:31.803	7	16.264	2250m	2:33.901	10	16.535
2375m	2:39.811	6		2375m	2:42.362	10	
2500m	2:47.983	5	16.180	2500m	2:50.599	10	16.698
2625m	2:56.009	5		2625m	2:58.987	10	
2750m	3:04.162	5	16.179	2750m	3:07.309	10	16.710
2875m	3:12.514	5		2875m	3:15.861	10	
3000m	3:20.772	5	16.610	3000m	3:24.416	10	17.107
3125m	3:29.123	5		3125m	3:32.941	10	
3250m	3:37.406	5	16.634	3250m	3:41.647	10	17.231
3375m	3:45.881	4		3375m	3:49.978	9	
3500m	3:54.209	5	16.803	3500m	3:58.475	10	16.828
3625m	4:02.478	5		3625m	4:06.932	10	
3750m	4:10.965	5	16.756	3750m	4:15.713	10	17.238
3875m	4:19.264	5		3875m	4:24.153	10	
4000m	4:27.587	5	16.622	4000m	4:32.975	10	17.262

25-27 January 2019

**Women's Team Pursuit / Poursuite par équipe femmes**  
**Qualifying / Qualifications**  
**Race Analysis / Analyse de course**

Heat 11				Heat 12			
Distance	GER - Germany		Lap Time	Distance	CAN - Canada		Lap Time
	Time	Rank			Time	Rank	
125m	14.202	6		125m	14.310	8	
250m	22.680	8	22.680	250m	22.672	7	22.672
375m	30.705	9		375m	30.556	6	
500m	38.753	11	16.073	500m	38.490	4	15.818
625m	46.741	8		625m	46.347	4	
750m	54.794	8	16.041	750m	54.286	5	15.796
875m	1:02.909	9		875m	1:02.384	5	
1000m	1:10.875	9	16.081	1000m	1:10.423	5	16.137
1125m	1:18.810	8		1125m	1:18.524	5	
1250m	1:26.883	8	16.008	1250m	1:26.804	7	16.381
1375m	1:34.792	7		1375m	1:35.014	8	
1500m	1:42.775	5	15.892	1500m	1:43.219	8	16.415
1625m	1:50.743	5		1625m	1:51.534	8	
1750m	1:58.889	5	16.114	1750m	1:59.728	8	16.509
1875m	2:06.884	4		1875m	2:08.104	8	
2000m	2:15.002	4	16.113	2000m	2:16.337	8	16.609
2125m	2:23.069	3		2125m	2:24.581	8	
2250m	2:31.147	3	16.145	2250m	2:32.816	8	16.479
2375m	2:39.161	3		2375m	2:41.231	8	
2500m	2:47.254	3	16.107	2500m	2:49.452	8	16.636
2625m	2:55.257	3		2625m	2:57.850	8	
2750m	3:03.298	3	16.044	2750m	3:06.388	8	16.936
2875m	3:11.448	3		2875m	3:14.899	8	
3000m	3:19.503	3	16.205	3000m	3:23.598	9	17.210
3125m	3:27.538	3		3125m	3:32.254	9	
3250m	3:35.771	3	16.268	3250m	3:40.737	9	17.139
3375m	3:43.763	2		3375m	3:49.228	8	
3500m	3:51.765	2	15.994	3500m	3:57.759	9	17.022
3625m	3:59.820	2		3625m	4:06.487	9	
3750m	4:07.932	2	16.167	3750m	4:15.026	9	17.267
3875m	4:15.844	2		3875m	4:23.907	9	
4000m	4:23.895	2	15.963	4000m	4:32.574	8	17.548

25-27 January 2019

**Women's Team Pursuit / Poursuite par équipe femmes**  
**Qualifying / Qualifications**  
**Race Analysis / Analyse de course**

Heat 13				Heat 14			
NZL - New Zealand				ITA - Italy			
Distance	Time	Rank	Lap Time	Distance	Time	Rank	Lap Time
125m	13.919	1		125m	14.369	11	
250m	22.147	1	22.147	250m	22.636	6	22.636
375m	30.047	1		375m	30.537	5	
500m	38.164	1	16.017	500m	38.380	2	15.744
625m	46.092	1		625m	46.285	2	
750m	53.982	1	15.818	750m	54.101	2	15.721
875m	1:01.740	1		875m	1:01.945	2	
1000m	1:09.572	1	15.590	1000m	1:09.860	2	15.759
1125m	1:17.735	1		1125m	1:17.864	2	
1250m	1:25.702	1	16.130	1250m	1:25.765	2	15.905
1375m	1:33.775	2		1375m	1:33.654	1	
1500m	1:42.075	2	16.373	1500m	1:41.678	1	15.913
1625m	1:50.181	2		1625m	1:49.562	1	
1750m	1:58.442	2	16.367	1750m	1:57.485	1	15.807
1875m	2:06.387	2		1875m	2:05.522	1	
2000m	2:14.373	2	15.931	2000m	2:13.486	1	16.001
2125m	2:22.415	2		2125m	2:21.573	1	
2250m	2:30.350	2	15.977	2250m	2:29.539	1	16.053
2375m	2:38.228	2		2375m	2:37.531	1	
2500m	2:46.056	2	15.706	2500m	2:45.589	1	16.050
2625m	2:54.246	2		2625m	2:53.527	1	
2750m	3:02.312	2	16.256	2750m	3:01.480	1	15.891
2875m	3:10.706	2		2875m	3:09.424	1	
3000m	3:19.103	2	16.791	3000m	3:17.484	1	16.004
3125m	3:27.443	2		3125m	3:25.355	1	
3250m	3:35.724	2	16.621	3250m	3:33.317	1	15.833
3375m	3:44.139	-1		3375m	3:41.523	1	
3500m	3:52.234	3	16.510	3500m	3:49.741	1	16.424
3625m	4:00.355	3		3625m	3:57.732	1	
3750m	4:08.568	3	16.334	3750m	4:05.774	1	16.033
3875m	4:16.963	3		3875m	4:13.484	1	
4000m	4:25.140	3	16.572	4000m	4:21.339	1	15.565

Communiqué approved by the Secretary of the Commissaires Panel:



25-27 January 2019

Communiqué no. 121 Rectificatif 1

**Women's Team Pursuit / Poursuite par équipe femmes**  
**Qualifying / Qualifications**  
**Start List / Liste de départ**  
 Thu 24 Jan 2019 - Race distance: 4000m

<b>World Record</b>	4:10.236 GBR - Great Britain	Rio de Janeiro (BRA)	13 AUG 2016
---------------------	------------------------------	----------------------	-------------

Heat	Race Number	Team / Name	Time
1		<b>IRL - Ireland</b>	_____
	190	WALSH Orla	
	186	GRIFFIN Mia	
	187	MURPHY Kelly	
	188	SHARPE Alice	
2		<b>KOR - Republic of Korea</b>	_____
	228	KIM Hyunji	
	230	KIM Youri	
	232	LEE Jumi	
	233	NA Ahreum	
3		<b>UKR - Ukraine</b>	_____
	74	NAHIRNA Anna	
	312	SOLOVEI Ganna	
	311	KLIACHINA Oksana	
	73	KLIMCHENKO Tetyana	
4		<b>BLR - Belarus</b>	_____
	12	PIVAVARAVA Palina	
	107	SALAUYEVA Aksana	
	108	TSERAKH Hanna	
	13	SAVENKA Ina	
5		<b>JPN - Japan</b>	_____
	213	YOSHIKAWA Miho	
	210	NAKAMURA Kisato	
	47	FURUYAMA Kie	
	48	HASHIMOTO Yuya	
6		<b>CHN - China</b>	_____
	17	LIU Jiali	
	18	WANG Xiaofei	
	127	MA Menglu	
	128	SHEN Shanrong	

**Women's Team Pursuit / Poursuite par équipe femmes**  
**Qualifying / Qualifications**  
**Start List / Liste de départ**

Thu 24 Jan 2019 - Race distance: 4000m

Heat	Race Number	Team / Name	Time
7		<b>BEL - Belgium</b>	_____
	8	DOM Annelies	
	9	KOPECKY Lotte	
	98	BOSSUYT Shari	
	99	CROKET Gilke	
8		<b>AUS - Australia</b>	_____
	4	MANLY Alexandra	
	5	PLOUFFE Maeve	
	90	EDWARDS Sophie	
9		<b>FRA - France</b>	_____
	27	COPPONI Clara	
	151	BORRAS Marion	
	152	DEMAY Coralie	
10		<b>POL - Poland</b>	_____
	278	KACZKOWSKA Justyna	
	281	PIETRZAK Lucja	
	282	PIKULIK Wiktoria	
11		<b>GER - Germany</b>	_____
	29	BRAUSSE Franziska	
	30	STOCK Gudrun	
	164	BECKER Charlotte	
12		<b>CAN - Canada</b>	_____
	15	COLES-LYSTER Maggie	
	16	COLLIER Devaney	
	110	BROUWER Miriam	
13		<b>NZL - New Zealand</b>	_____
	265	ANDREWS Ellesse	
	267	DRUMMOND Michaela	
	268	ELLIS Lauren	
	270	SHEARMAN Emily	

**Women's Team Pursuit / Poursuite par équipe femmes**  
**Qualifying / Qualifications**  
**Start List / Liste de départ**

Thu 24 Jan 2019 - Race distance: 4000m

Heat	Race Number	Team / Name	Time
14		<b>ITA - Italy</b>	
	43	BALSAMO Elisa	
	44	PATERNOSTER Letizia	
	195	ALZINI Martina	
	196	CAVALLI Marta	

**Qualification Rule:**

The eight teams recording the best times in the qualifying round will be matched in the First round as follows:  
 The 6th fastest team against the 7th fastest team.  
 The 5th fastest team against the 8th fastest team.  
 The 2nd fastest team against the 3rd fastest team.  
 The fastest team against the 4th fastest team.  
 The winners of heats 3 and 4 in the First round ride the final for the gold and silver medals.  
 The remaining six teams will be ranked by their times in the First round and will be paired as follows:  
 The two fastest teams ride the final for the bronze medal.

Communiqué approved by the Secretary of the Commissaires Panel:

.....

**Note:**

The composition of the teams may be subject to change up to one hour before the start of the race.

**Women's Omnium / Omnium femmes**
**World Cup Standings / Classement coupe du monde**  
 As of SUN 27 JAN 2019

<b>Event No 1</b>	Saint-Quentin-en-Yvelines (FRA)	19-21 OCT 2018
<b>Event No 2</b>	Milton (CAN)	26-28 OCT 2018
<b>Event No 3</b>	Berlin (GER)	30 NOV-2 DEC 2018
<b>Event No 4</b>	London (GBR)	14-16 DEC 2018
<b>Event No 5</b>	Cambridge (NZL)	18-20 JAN 2019
<b>Event No 6</b>	Hong-Kong (HKG)	25-27 JAN 2019

Rank	Name	Team Code	Event No 1	Event No 2	Event No 3	Event No 4	Event No 5	Event No 6	Total Points
1	WILD Kirsten	NED	500.0			500.0		500.0	1500.0
2	BEVERIDGE Allison	CAN		205.0	325.0	400.0	450.0		1380.0
3	KOPECKY Lotte	BEL			300.0	300.0	375.0	350.0	1325.0
4	BALEISYTE Olivija	LTU	375.0	190.0	275.0	225.0	250.0		1315.0
5	PATERNOSTER Letizia	ITA	450.0		450.0			375.0	1275.0
6	VALENTE Jennifer	USA		400.0	400.0	450.0			1250.0
7	BERTHON Laurie	FRA		350.0		375.0		450.0	1175.0
8	KAJIHARA Yumi	JPN		300.0		325.0	400.0		1025.0
9	STENBERG Anita Yvonne	NOR	120.0	130.0	225.0	100.0	225.0	160.0	960.0
10	EDMONDSON Annette	AUS			375.0		500.0		875.0
11	SALAZAR VAZQUEZ Lizeth Yarely	MEX		450.0	190.0	190.0			830.0
12	WANG Xiaofei	CHN		70.0	120.0	205.0	160.0	205.0	760.0
13	USABIAGA BALERDI Irene	ESP				145.0	275.0	300.0	720.0
14	DIDERIKSEN Amalie	DEN	325.0	375.0					700.0
15	EBERHARDT Verena	AUT	160.0		175.0	70.0	130.0	145.0	680.0
16	MARTINS Maria	POR				160.0	190.0	325.0	675.0
17	McCURLEY Shannon	IRL	205.0			175.0		250.0	630.0
18	AUGUSTINAS Evgenia	RUS	350.0			250.0			600.0
19	WALDIS Andrea	SUI	190.0		100.0	130.0		175.0	595.0
20	BUCHANAN Rushlee	NZL		250.0			325.0		575.0
21	ARCHIBALD Katie	GBR			500.0				500.0
22	KENNY Laura	GBR		500.0					500.0
23	BADYKOVA Gulnaz	RUS			205.0			275.0	480.0
24	SAVENKA Ina	BLR	250.0		130.0			100.0	480.0
25	GONCHAROVA Alexandra	RUS		175.0			300.0		475.0
26	BACIKOVA Alzbeta	SVK	100.0	120.0	110.0			130.0	460.0
27	NAHIRNA Anna	UKR	275.0		70.0	90.0			435.0
28	MACHACOVA Jarmila	CZE	110.0	50.0	90.0		110.0	60.0	420.0
29	SHEATH Racquel	NZL	225.0					190.0	415.0
30	MANLY Alexandra	AUS						400.0	400.0
31	EVANS Neah	GBR	400.0						400.0
32	USABIAGA BALERDI Ana	ESP	145.0	110.0	145.0				400.0
33	BOYLAN Lydia	IRL		225.0	160.0				385.0
34	PIKULIK Daria	POL					350.0		350.0
35	BARKER Elinor	GBR				350.0			350.0
36	LETH Julie	DEN			350.0				350.0
37	BALSAMO Elisa	ITA		325.0					325.0
38	HUANG Ting Ying	TPE					100.0	225.0	325.0
39	CLONAN Kristina	AUS	300.0						300.0
40	LUO Yiwei	SIN	70.0	90.0			90.0	50.0	300.0
41	KLIMCHENKO Tetyana	UKR					175.0	120.0	295.0
42	CURE Amy	AUS				275.0			275.0
43	SEITZ Aline	SUI		275.0					275.0

**Women's Omnium / Omnium femmes**
**World Cup Standings / Classement coupe du monde**

As of SUN 27 JAN 2019

Rank	Name	Team Code	Event No 1	Event No 2	Event No 3	Event No 4	Event No 5	Event No 6	Total Points
44	PANG Yao	HKG			60.0		120.0	90.0	270.0
45	PIETERS Amy	NED			250.0				250.0
46	YANG Qianyu	HKG	90.0	100.0		60.0			250.0
47	KULLMER Lisa	GER					205.0		205.0
48	JEULAND Pascale	FRA	175.0						175.0
49	PIVOVAROVA Polina	BLR		160.0					160.0
50	FURUYAMA Kie	JPN			80.0			70.0	150.0
51	TSERAKH Hanna	BLR					145.0		145.0
52	BRAUSSE Franziska	GER		145.0					145.0
53	LIU Jiali	CHN	130.0						130.0
54	CONFALONIERI Maria Giulia	ITA				120.0			120.0
55	STOCK Gudrun	GER						110.0	110.0
56	TEUTENBERG Lea Lin	GER				110.0			110.0
57	COLES-LYSTER Maggie	CAN						80.0	80.0
58	KOHOUTKOVA Katerina	CZE				80.0			80.0
59	KACZKOWSKA Justyna	POL		80.0					80.0
60	DOM Annelies	BEL	80.0						80.0
61	JOSEPH Amber	BAR		60.0					60.0
62	PALLER Tatjana	GER			50.0				50.0

**Women's Omnium / Omnium femmes**  
**Final Classification / Classement final**

Rank	Race No.	Name	Team Code	Scratch Race 1¼	Tempo Race 2¼	Elimination Race 3¼	Sub Total Points	Points Race 4/4 (80 Laps - 20 Km)								Total Points			
								Sprint Points									Lap Points		Finish Order
								1	2	3	4	5	6	7	8		+	-	
1	51	WILD Kirsten	NED	40 (1)	36 (3)	40 (1)	116 (1)		5		5		5		6			2	137
2	26	BERTHON Laurie	FRA	38 (2)	40 (1)	36 (3)	114 (2)											11	114
3	4	MANLY Alexandra	AUS	12 (15)	38 (2)	32 (5)	82 (5)			5					5		20	18	112
4	44	PATERNOSTER Letizia	ITA	36 (3)	26 (8)	38 (2)	100 (3)					3	3	2				16	108
5	9	KOPECKY Lotte	BEL	20 (11)	34 (4)	34 (4)	88 (4)				1	1						23	90
6	60	MARTINS Maria	POR	32 (5)	30 (6)	20 (11)	82 (6)											9	82
7	23	USABIAGA BALERDI Irene	ESP	22 (10)	24 (9)	28 (7)	74 (7)											22	74
8	63	BADYKOVA Gulnaz	RUS	6 (18)	28 (7)	30 (6)	64 (8)								1			6	65
9	40	McCURLEY Shannon	IRL	30 (6)	20 (11)	12 (15)	62 (9)		2									10	64
10	70	HUANG Ting Ying	TPE	10 (16)	18 (12)	26 (8)	54 (10)		3									15	57
11	18	WANG Xiaofei	CHN	26 (8)	22 (10)	1 (21)	49 (15)		1	2						4		3	56
12	56	SHEATH Racquel	NZL	16 (13)	10 (16)	24 (9)	50 (13)	1				5						19	56
13	68	WALDIS Andrea	SUI	18 (12)	12 (15)	10 (16)	40 (16)			1		2	1			10		1	54
14	52	STENBERG Anita Yvonne	NOR	34 (4)	1 (21)	14 (14)	49 (14)	2										4	53
15	6	EBERHARDT Verena	AUT	1 (21)	32 (5)	18 (12)	51 (11)											7	51
16	69	BACIKOVA Alzbeta	SVK	28 (7)	1 (23)	22 (10)	51 (12)											24	51
17	73	KLIMCHENKO Tetyana	UKR	14 (14)	14 (14)	1 (24)	29 (17)	5			3							5	37
18	30	STOCK Gudrun	GER	4 (19)	16 (13)	8 (17)	28 (19)			3			2					8	33
19	13	SAVENKA Ina	BLR	24 (9)	2 (20)	2 (20)	28 (18)	3			2							14	33
20	35	PANG Yao	HKG	1 (24)	6 (18)	16 (13)	23 (20)											13	23
21	15	COLES-LYSTER Maggie	CAN	8 (17)	4 (19)	4 (19)	16 (21)											17	16
22	47	FURUYAMA Kie	JPN	2 (20)	8 (17)	1 (23)	11 (22)							3				21	14
23	20	MACHACOVA Jarmila	CZE	1 (23)	1 (22)	6 (18)	8 (23)											20	8
24	64	LUO Yiwei	SIN	1 (22)	1 (24)	1 (22)	3 (24)											12	3

Elapsed Time: 24:51 - Average Speed: 48.265km/h

Communiqué approved by the Secretary of the Commissaires Panel:

**NOTES**  
 Points scale for the first three phases: 1st: 40 points, 2nd: 38 points, 3rd: 36 points, etc.

**LEGEND**  
 - Points lost                      + Points gained                      nn (x) Points (Rank)                      No. Number  
 Rk Rank



25-27 January 2019

Women's Omnium / Omnium femmes

Results Progression / Progression des résultats

Rank	Race No.	Name	Team Code	Scratch Race 1¼		Tempo Race 2¼		Elimination Race 3¼		Points Race 4¼	
				Rk	Pts	Rk	Pts	Rk	Pts	Pts	
1	51	WILD Kirsten	NED	Race result:	1	40	3	36	1	40	21
				Overall:	1	40	2	76	1	116	137
2	26	BERTHON Laurie	FRA	Race result:	2	38	1	40	3	36	0
				Overall:	2	38	1	78	2	114	114
3	4	MANLY Alexandra	AUS	Race result:	15	12	2	38	5	32	30
				Overall:	15	12	6	50	5	82	112
4	44	PATERNOSTER Letizia	ITA	Race result:	3	36	8	26	2	38	8
				Overall:	3	36	3	62	3	100	108
5	9	KOPECKY Lotte	BEL	Race result:	11	20	4	34	4	34	2
				Overall:	11	20	5	54	4	88	90
6	60	MARTINS Maria	POR	Race result:	5	32	6	30	11	20	0
				Overall:	5	32	4	62	6	82	82
7	23	USABIAGA BALERDI Irene	ESP	Race result:	10	22	9	24	7	28	0
				Overall:	10	22	9	46	7	74	74
8	63	BADYKOVA Gulnaz	RUS	Race result:	18	6	7	28	6	30	1
				Overall:	18	6	11	34	8	64	65
9	40	McCURLEY Shannon	IRL	Race result:	6	30	11	20	15	12	2
				Overall:	6	30	7	50	9	62	64
10	70	HUANG Ting Ying	TPE	Race result:	16	10	12	18	8	26	3
				Overall:	16	10	15	28	10	54	57
11	18	WANG Xiaofei	CHN	Race result:	8	26	10	22	21	1	7
				Overall:	8	26	8	48	15	49	56
12	56	SHEATH Racquel	NZL	Race result:	13	16	16	10	9	24	6
				Overall:	13	16	18	26	13	50	56
13	68	WALDIS Andrea	SUI	Race result:	12	18	15	12	16	10	14
				Overall:	12	18	13	30	16	40	54
14	52	STENBERG Anita Yvonne	NOR	Race result:	4	34	21	1	14	14	4
				Overall:	4	34	10	35	14	49	53
15	6	EBERHARDT Verena	AUT	Race result:	21	1	5	32	12	18	0
				Overall:	21	1	12	33	11	51	51
16	69	BACIKOVA Alzbeta	SVK	Race result:	7	28	23	1	10	22	0
				Overall:	7	28	14	29	12	51	51
17	73	KLIMCHENKO Tetyana	UKR	Race result:	14	14	14	14	24	1	8
				Overall:	14	14	16	28	17	29	37
18	30	STOCK Gudrun	GER	Race result:	19	4	13	16	17	8	5
				Overall:	19	4	19	20	19	28	33
19	13	SAVENKA Ina	BLR	Race result:	9	24	20	2	20	2	5
				Overall:	9	24	17	26	18	28	33
20	35	PANG Yao	HKG	Race result:	24	1	18	6	13	16	0
				Overall:	24	1	22	7	20	23	23
21	15	COLES-LYSTER Maggie	CAN	Race result:	17	8	19	4	19	4	0
				Overall:	17	8	20	12	21	16	16
22	47	FURUYAMA Kie	JPN	Race result:	20	2	17	8	23	1	3
				Overall:	20	2	21	10	22	11	14
23	20	MACHACOVA Jarmila	CZE	Race result:	23	1	22	1	18	6	0
				Overall:	23	1	23	2	23	8	8
24	64	LUO Yiwei	SIN	Race result:	22	1	24	1	22	1	0
				Overall:	22	1	24	2	24	3	3

25-27 January 2019

**Women's Omnium / Omnium femmes**
**Results Progression / Progression des résultats**

Rank	Race No.	Name	Team Code	Scratch Race 1\4		Tempo Race 2\4		Elimination Race 3\4		Points Race 4\4
				Rk	Pts	Rk	Pts	Rk	Pts	Pts

**Note:**

Points scale for the first 4 phases : 1st: 40 points, 2nd: 38 points, 3rd: 36 points, etc.

**LEGEND**

No.	Number	Pts	Points	Rk	Rank
-----	--------	-----	--------	----	------

**Women's Omnium / Omnium femmes**  
**Points Race 4\4 / Course aux points 4\4**  
**Start List / Liste de départ**

Sun 27 Jan 2019 - Race distance: 80 laps (20km) with 8 sprints

Race Number	Name	Team Code
<b>At the fence</b>		
51	WILD Kirsten	NED
44	PATERNOSTER Letizia	ITA
4	MANLY Alexandra	AUS
23	USABIAGA BALERDI Irene	ESP
40	McCURLEY Shannon	IRL
6	EBERHARDT Verena	AUT
56	SHEATH Racquel	NZL
18	WANG Xiaofei	CHN
73	KLIMCHENKO Tetyana	UKR
30	STOCK Gudrun	GER
15	COLES-LYSTER Maggie	CAN
20	MACHACOVA Jarmila	CZE
<b>At the blue band</b>		
26	BERTHON Laurie	FRA
9	KOPECKY Lotte	BEL
60	MARTINS Maria	POR
63	BADYKOVA Gulnaz	RUS
70	HUANG Ting Ying	TPE
69	BACIKOVA Alzbeta	SVK
52	STENBERG Anita Yvonne	NOR
68	WALDIS Andrea	SUI
13	SAVENKA Ina	BLR
35	PANG Yao	HKG
47	FURUYAMA Kie	JPN
64	LUO Yiwei	SIN

Communiqué approved by the Secretary of the Commissaires Panel:

.....

**Women's Omnium / Omnium femmes**  
**Elimination Race 3\4 / Course par élimination 3\4**  
**Results / Résultats**  
 Sun 27 Jan 2019

Elapsed time: **18:04**

Average Speed: **46.455km/h**

Rank	Race Number	Name	Team Code
1	51	WILD Kirsten	NED
2	44	PATERNOSTER Letizia	ITA
3	26	BERTHON Laurie	FRA
4	9	KOPECKY Lotte	BEL
5	4	MANLY Alexandra	AUS
6	63	BADYKOVA Gulnaz	RUS
7	23	USABIAGA BALERDI Irene	ESP
8	70	HUANG Ting Ying	TPE
9	56	SHEATH Racquel	NZL
10	69	BACIKOVA Alzbeta	SVK
11	60	MARTINS Maria	POR
12	6	EBERHARDT Verena	AUT
13	35	PANG Yao	HKG
14	52	STENBERG Anita Yvonne	NOR
15	40	McCURLY Shannon	IRL
16	68	WALDIS Andrea	SUI
17	30	STOCK Gudrun	GER
18	20	MACHACOVA Jarmila	CZE
19	15	COLES-LYSTER Maggie	CAN
20	13	SAVENKA Ina	BLR
21	18	WANG Xiaofei	CHN
22	64	LUO Yiwei	SIN
23	47	FURUYAMA Kie	JPN
24	73	KLIMCHENKO Tetyana	UKR

Communiqué approved by the Secretary of the Commissaires Panel:

.....

**Women's Omnium / Omnium femmes  
Elimination Race 3\4 / Course par élimination 3\4  
Start List / Liste de départ**

Race Number	Name	Team Code
<b>At the fence</b>		
26	BERTHON Laurie	FRA
44	PATERNOSTER Letizia	ITA
9	KOPECKY Lotte	BEL
40	McCURLEY Shannon	IRL
23	USABIAGA BALERDI Irene	ESP
63	BADYKOVA Gulnaz	RUS
68	WALDIS Andrea	SUI
70	HUANG Ting Ying	TPE
13	SAVENKA Ina	BLR
30	STOCK Gudrun	GER
47	FURUYAMA Kie	JPN
20	MACHACOVA Jarmila	CZE
<b>At the blue band</b>		
51	WILD Kirsten	NED
60	MARTINS Maria	POR
4	MANLY Alexandra	AUS
18	WANG Xiaofei	CHN
52	STENBERG Anita Yvonne	NOR
6	EBERHARDT Verena	AUT
69	BACIKOVA Alzbeta	SVK
73	KLIMCHENKO Tetyana	UKR
56	SHEATH Racquel	NZL
15	COLES-LYSTER Maggie	CAN
35	PANG Yao	HKG
64	LUO Yiwei	SIN

Communiqué approved by the Secretary of the Commissaires Panel:

.....

**Women's Omnium / Omnium femmes**  
**Tempo Race 2\4 / Course tempo 2\4**  
**Results / Résultats**

Sun 27 Jan 2019 - Race distance: 30 laps (7.5km)

 Elapsed time: **9:22**

 Average Speed: **48.024km/h**

Rank	Race No.	Name	Team Code	Sprints Won	Finish Order	Lap Points			Total Points
						+	-	Balance	
1	26	BERTHON Laurie	FRA	4, 5, 6, 7, 8, 9, 10, 11, 12, 13, 14	20				11
2	4	MANLY Alexandra	AUS	20, 21, 22, 23, 24	17				5
3	51	WILD Kirsten	NED	15, 16, 17, 18, 19	21				5
4	9	KOPECKY Lotte	BEL	1, 26	1				2
5	6	EBERHARDT Verena	AUT	3	10				1
6	60	MARTINS Maria	POR	2	11				1
7	63	BADYKOVA Gulnaz	RUS	25	19				1
8	44	PATERNOSTER Letizia	ITA		2				0
9	23	USABIAGA BALERDI Irene	ESP		3				0
10	18	WANG Xiaofei	CHN		4				0
11	40	McCURLEY Shannon	IRL		5				0
12	70	HUANG Ting Ying	TPE		6				0
13	30	STOCK Gudrun	GER		7				0
14	73	KLIMCHENKO Tetyana	UKR		8				0
15	68	WALDIS Andrea	SUI		9				0
16	56	SHEATH Racquel	NZL		12				0
17	47	FURUYAMA Kie	JPN		13				0
18	35	PANG Yao	HKG		14				0
19	15	COLES-LYSTER Maggie	CAN		15				0
20	13	SAVENKA Ina	BLR		16				0
21	52	STENBERG Anita Yvonne	NOR		18				0
22	20	MACHACOVA Jarmila	CZE		22				0
23	69	BACIKOVA Alzbeta	SVK		24				0
24	64	LUO Yiwei	SIN		23		20	-20	-20

Communiqué approved by the Secretary of the Commissaires Panel:

**LEGEND**

- Points lost                      + Points gained                      No. Number



**Women's Omnium / Omnium femmes**  
**Tempo Race 2\4 / Course tempo 2\4**  
**Start List / Liste de départ**

Sun 27 Jan 2019 - Race distance: 30 laps (7.5km)

Race Number	Name	Team Code
<b>At the fence</b>		
51	WILD Kirsten	NED
44	PATERNOSTER Letizia	ITA
60	MARTINS Maria	POR
69	BACIKOVA Alzbeta	SVK
13	SAVENKA Ina	BLR
9	KOPECKY Lotte	BEL
56	SHEATH Racquel	NZL
4	MANLY Alexandra	AUS
15	COLES-LYSTER Maggie	CAN
30	STOCK Gudrun	GER
6	EBERHARDT Verena	AUT
20	MACHACOVA Jarmila	CZE
<b>At the blue band</b>		
26	BERTHON Laurie	FRA
52	STENBERG Anita Yvonne	NOR
40	McCURLEY Shannon	IRL
18	WANG Xiaofei	CHN
23	USABIAGA BALERDI Irene	ESP
68	WALDIS Andrea	SUI
73	KLIMCHENKO Tetyana	UKR
70	HUANG Ting Ying	TPE
63	BADYKOVA Gulnaz	RUS
47	FURUYAMA Kie	JPN
64	LUO Yiwei	SIN
35	PANG Yao	HKG

Communiqué approved by the Secretary of the Commissaires Panel:

**Women's Omnium / Omnium femmes**  
**Scratch Race 1\4 / Course scratch 1\4**  
**Results / Résultats**

Sun 27 Jan 2019 - Race distance: 30 laps (7.5km)

Elapsed time: **9:44**

Average Speed: **46.217km/h**

Rank	Race Number	Name	Team Code	Laps Down
1	51	WILD Kirsten	NED	
2	26	BERTHON Laurie	FRA	
3	44	PATERNOSTER Letizia	ITA	
4	52	STENBERG Anita Yvonne	NOR	
5	60	MARTINS Maria	POR	
6	40	McCURLEY Shannon	IRL	
7	69	BACIKOVA Alzbeta	SVK	
8	18	WANG Xiaofei	CHN	
9	13	SAVENKA Ina	BLR	
10	23	USABIAGA BALERDI Irene	ESP	
11	9	KOPECKY Lotte	BEL	
12	68	WALDIS Andrea	SUI	
13	56	SHEATH Racquel	NZL	
14	73	KLIMCHENKO Tetyana	UKR	
15	4	MANLY Alexandra	AUS	
16	70	HUANG Ting Ying	TPE	
17	15	COLES-LYSTER Maggie	CAN	
18	63	BADYKOVA Gulnaz	RUS	
19	30	STOCK Gudrun	GER	
20	47	FURUYAMA Kie	JPN	
21	6	EBERHARDT Verena	AUT	
22	64	LUO Yiwei	SIN	
23	20	MACHACOVA Jarmila	CZE	
24	35	PANG Yao	HKG	

Communiqué approved by the Secretary of the Commissaires Panel:

**Women's Omnium / Omnium femmes**  
**Scratch Race 1\4 / Course scratch 1\4**  
**Start List / Liste de départ**

Sun 27 Jan 2019 - Race distance: 30 laps (7.5km)

Race Number	Name	Team Code
<b>At the fence</b>		
9	KOPECKY Lotte	BEL
26	BERTHON Laurie	FRA
68	WALDIS Andrea	SUI
69	BACIKOVA Alzbeta	SVK
20	MACHACOVA Jarmila	CZE
60	MARTINS Maria	POR
13	SAVENKA Ina	BLR
23	USABIAGA BALERDI Irene	ESP
35	PANG Yao	HKG
15	COLES-LYSTER Maggie	CAN
63	BADYKOVA Gulnaz	RUS
47	FURUYAMA Kie	JPN
<b>At the blue band</b>		
51	WILD Kirsten	NED
52	STENBERG Anita Yvonne	NOR
44	PATERNOSTER Letizia	ITA
18	WANG Xiaofei	CHN
6	EBERHARDT Verena	AUT
70	HUANG Ting Ying	TPE
64	LUO Yiwei	SIN
40	McCURLEY Shannon	IRL
73	KLIMCHENKO Tetyana	UKR
30	STOCK Gudrun	GER
56	SHEATH Racquel	NZL
4	MANLY Alexandra	AUS

Communiqué approved by the Secretary of the Commissaires Panel:

.....

**Women's Madison / Madison femmes**
**World Cup Standings / Classement coupe du monde**

As of SAT 26 JAN 2019

<b>Event No 1</b>	Saint-Quentin-en-Yvelines (FRA)	19-21 OCT 2018
<b>Event No 2</b>	Milton (CAN)	26-28 OCT 2018
<b>Event No 3</b>	Berlin (GER)	30 NOV-2 DEC 2018
<b>Event No 4</b>	London (GBR)	14-16 DEC 2018
<b>Event No 5</b>	Cambridge (NZL)	18-20 JAN 2019
<b>Event No 6</b>	Hong-Kong (HKG)	25-27 JAN 2019

Rank	Name	Team Code	Event No 1	Event No 2	Event No 3	Event No 4	Event No 5	Event No 6	Total Points
1	GREAT BRITAIN	GBR	450.0	500.0	500.0	500.0			1950.0
2	ITALY	ITA	325.0	275.0	120.0	350.0	450.0	400.0	1920.0
3	RUSSIAN FEDERATION	RUS	275.0	375.0	375.0		375.0	375.0	1775.0
4	BELGIUM	BEL			400.0	400.0	500.0	450.0	1750.0
5	DENMARK	DEN	500.0	450.0	450.0				1400.0
6	CANADA	CAN		400.0	300.0	225.0	300.0	160.0	1385.0
7	UKRAINE	UKR	375.0		250.0	190.0	325.0	225.0	1365.0
8	NETHERLANDS	NED	250.0		190.0	375.0		500.0	1315.0
9	AUSTRALIA	AUS	400.0		325.0	450.0		130.0	1305.0
10	POLAND	POL	205.0	205.0	275.0	325.0		250.0	1260.0
11	SWITZERLAND	SUI	190.0	190.0	205.0	300.0		325.0	1210.0
12	FRANCE	FRA	350.0	300.0		250.0		300.0	1200.0
13	GERMANY	GER	190.0	350.0	225.0	160.0		275.0	1200.0
14	NEW ZEALAND	NZL	300.0	130.0			400.0	350.0	1180.0
15	IRELAND	IRL	225.0	225.0	175.0	275.0		145.0	1045.0
16	BELARUS	BLR	190.0	325.0			350.0	175.0	1040.0
17	JAPAN	JPN		110.0	160.0	205.0	275.0	205.0	955.0
18	CZECH REPUBLIC	CZE	190.0	160.0	145.0	130.0	205.0	120.0	950.0
19	HONG KONG, CHINA	HKG	130.0	120.0	130.0	175.0	225.0	110.0	890.0
20	PEOPLE'S REPUBLIC OF CHINA	CHN		175.0			250.0	190.0	615.0
21	MEXICO	MEX		250.0	110.0	145.0			505.0
22	UNITED STATES OF AMERICA	USA		145.0	350.0				495.0

**Women's Madison / Madison femmes**
**Final / Finale**
**Results / Résultats**

Sat 26 Jan 2019 - Race distance: 80 laps (20km) with 8 sprints

 Elapsed time: **23:12**

 Average Speed: **51.688km/h**

Rank	Race Number	Name	Sprint Number								Lap Points			Finish Order	Points
			1	2	3	4	5	6	7	8	+	-	Balance		
1	9	<b>NED - Netherlands</b>	3	3	5	5	5	5	3					7	29
		Black WILD Kirsten													
		Red PIETERS Amy													
2	4	<b>BEL - Belgium</b>	5	2	2	3	3	3	2	4				3	24
		Black KOPECKY Lotte													
		Red D'HOORE Jolien													
3	1	<b>ITA - Italy</b>			3		2		5	2				4	12
		Black BALSAMO Elisa													
		Red CONFALONIERI Maria Giulia													
4	2	<b>RUS - Russian Federation</b>							1	10				1	11
		Black BADYKOVA Gulnaz													
		Red NOVOLODSKAYA Maria													
5	15	<b>NZL - New Zealand</b>	2	5										8	7
		Black SHEATH Racquel													
		Red DRUMMOND Michaela													
6	11	<b>SUI - Switzerland</b>								6				2	6
		Black SEITZ Aline													
		Red WALDIS Andrea													
7	5	<b>FRA - France</b>	1	1		1	1	2						10	6
		Black BERTHON Laurie													
		Red COPPONI Clara													
8	14	<b>GER - Germany</b>			1	2		1						9	4
		Black BRAUSSE Franziska													
		Red KNAUER Anna													
9	6	<b>POL - Poland</b>												5	0
		Black PIKULIK Wiktoria													
		Red PLOSAJ Nikol													
10	3	<b>UKR - Ukraine</b>												6	0
		Black NAHIRNA Anna													
		Red KLIACHINA Oksana													
11	18	<b>JPN - Japan</b>												11	0
		Black FURUYAMA Kie													
		Red NAKAMURA Kisato													
12	17	<b>CHN - China</b>												12	0
		Black LIU Jiali													
		Red WANG Xiaofei													
13	13	<b>BLR - Belarus</b>												14	0
		Black PIVAVARAVA Palina													
		Red TSERAKH Hanna													
14	10	<b>CAN - Canada</b>												15	0
		Black COLES-LYSTER Maggie													
		Red COLLIER Devaney													
15	7	<b>IRL - Ireland</b>										20	-20	13	-20
		Black McCURLEY Shannon													
		Red SHARPE Alice													
16	8	<b>AUS - Australia</b>										20	-20	16	-20
		Black PLOUFFE Maeve													
		Red MARTIN-WALLACE Alex													
17	12	<b>CZE - Czech Republic</b>										20	-20	17	-20
		Black KOHOUTKOVA Katerina													
		Red MACHACOVA Jarmila													

**Women's Madison / Madison femmes**
**Final / Finale**
**Results / Résultats**

Sat 26 Jan 2019 - Race distance: 80 laps (20km) with 8 sprints

 Elapsed time: **23:12**

 Average Speed: **51.688km/h**

Rank	Race Number	Name	Sprint Number								Lap Points			Finish Order	Points		
			1	2	3	4	5	6	7	8	+	-	Balance				
18	16	<b>HKG - Hong Kong, China</b>												40	-40	18	-40
	Black	YANG Qianyu															
	Red	LEUNG Bo Yee															

Communiqué approved by the Secretary of the Commissaires Panel:



**Women's Madison / Madison femmes**  
**Final / Finale**

**Start List / Liste de départ**

Sat 26 Jan 2019 - Race distance: 80 laps (20km) with 8 sprints

Race Number	Team	Colour	Name
1	ITA - Italy	BLACK RED	BALSAMO Elisa CONFALONIERI Maria Giulia
2	RUS - Russian Federation	BLACK RED	BADKOVA Gulnaz NOVOLODSKAYA Maria
3	UKR - Ukraine	BLACK RED	NAHIRNA Anna KLIACHINA Oksana
4	BEL - Belgium	BLACK RED	KOPECKY Lotte D'HOORE Jolien
5	FRA - France	BLACK RED	BERTHON Laurie COPPONI Clara
6	POL - Poland	BLACK RED	PIKULIK Wiktoria PLOSJAJ Nikol
7	IRL - Ireland	BLACK RED	McCURLEY Shannon SHARPE Alice
8	AUS - Australia	BLACK RED	PLOUFFE Maeve MARTIN-WALLACE Alex
9	NED - Netherlands	BLACK RED	WILD Kirsten PIETERS Amy
10	CAN - Canada	BLACK RED	COLES-LYSTER Maggie COLLIER Devaney
11	SUI - Switzerland	BLACK RED	SEITZ Aline WALDIS Andrea
12	CZE - Czech Republic	BLACK RED	KOHOUTKOVA Katerina MACHACOVA Jarmila
13	BLR - Belarus	BLACK RED	PIVAVARAVA Palina TSERAKH Hanna
14	GER - Germany	BLACK RED	BRAUSSE Franziska KNAUER Anna
15	NZL - New Zealand	BLACK RED	SHEATH Racquel DRUMMOND Michaela
16	HKG - Hong Kong, China	BLACK RED	YANG Qianyu LEUNG Bo Yee
17	CHN - China	BLACK RED	LIU Jiali WANG Xiaofei

**Women's Madison / Madison femmes  
Final / Finale**

**Start List / Liste de départ**

Sat 26 Jan 2019 - Race distance: 80 laps (20km) with 8 sprints

Race Number	Team	Colour	Name
18	JPN - Japan	BLACK	FURUYAMA Kie
		RED	NAKAMURA Kisato

Communiqué approved by the Secretary of the Commissaires Panel:

.....

**Women's Scratch Race / Course scratch femmes**
**World Cup Standings / Classement coupe du monde**

As of SUN 27 JAN 2019

<b>Event No 1</b>	Saint-Quentin-en-Yvelines (FRA)	19-21 OCT 2018
<b>Event No 2</b>	Milton (CAN)	26-28 OCT 2018
<b>Event No 3</b>	Berlin (GER)	30 NOV-2 DEC 2018
<b>Event No 4</b>	London (GBR)	14-16 DEC 2018
<b>Event No 5</b>	Cambridge (NZL)	18-20 JAN 2019
<b>Event No 6</b>	Hong-Kong (HKG)	25-27 JAN 2019

Rank	Name	Team Code	Event No 1	Event No 2	Event No 3	Event No 4	Event No 5	Event No 6	Total Points
1	FIDANZA Martina	ITA					500.0	500.0	1000.0
2	KULLMER Lisa	GER	350.0	300.0				325.0	975.0
3	GONCHAROVA Alexandra	RUS	225.0	500.0			225.0		950.0
4	EDMONDSTON Holly	NZL	275.0	325.0			300.0		900.0
5	PIKULIK Daria	POL	400.0				450.0		850.0
6	USABIAGA BALERDI Ana	ESP		375.0				375.0	750.0
7	PIVAVARAVA Palina	BLR					375.0	300.0	675.0
8	BALEISYTE Olivija	LTU	205.0	450.0					655.0
9	KOHOUTKOVA Katerina	CZE	120.0	160.0			190.0	120.0	590.0
10	SUZUKI Nao	JPN					350.0	225.0	575.0
11	HODGES Jessie	SUB					400.0	145.0	545.0
12	BARBIERI Rachele	ITA	375.0	130.0					505.0
13	ANKUDINOFF Ashlee	AUS	500.0						500.0
14	KACZKOWSKA Justyna	POL		145.0				350.0	495.0
15	SHEN Shanrong	CHN					205.0	275.0	480.0
16	MARTIN-WALLACE Alex	AUS						450.0	450.0
17	BARKER Megan	GBR	450.0						450.0
18	USABIAGA BALERDI Irene	EUS	190.0				250.0		440.0
19	GURLEY Lydia	IRL	325.0	100.0					425.0
20	COLLIER Devaney	PTM		175.0				250.0	425.0
21	TSERAKH Hanna	BLR	160.0	250.0					410.0
22	D'HOORE Jolien	BEL						400.0	400.0
23	VALENTE Jennifer	USA		400.0					400.0
24	STENBERG Anita Yvonne	NOR		120.0			275.0		395.0
25	BEVERIDGE Allison	CAN		350.0					350.0
26	KLIACHINA Oksana	UKR					145.0	190.0	335.0
27	KNAUER Anna	GER					325.0		325.0
28	LETH Julie	DEN	300.0						300.0
29	CROKET Gilke	BEL	130.0				160.0		290.0
30	BACIKOVA Alzbeta	SVK	80.0	205.0					285.0
31	SALAZAR VAZQUEZ Lizeth Yarely	MEX		275.0					275.0
32	JOSEPH Amber	BAR	175.0	90.0					265.0
33	de ZOETE Mylene	NED	250.0						250.0
34	COPPONI Clara	FRA		225.0					225.0
35	GRIFFIN Mia	IRL						205.0	205.0
36	EBERHARDT Verena	AUT	90.0					110.0	200.0
37	DICKINSON Eleanor	GBR		190.0					190.0
38	PIETERS Amy	NED						175.0	175.0
39	HUANG Ting Ying	TPE					175.0		175.0
40	SEITZ Aline	SUI						160.0	160.0
41	BONDAR Viktoriya	UKR	145.0						145.0
42	YANG Qianyu	HKG						130.0	130.0
43	MARTINS Maria	POR					130.0		130.0

**Women's Scratch Race / Course scratch femmes**
**World Cup Standings / Classement coupe du monde**

As of SUN 27 JAN 2019

Rank	Name	Team Code	Event No 1	Event No 2	Event No 3	Event No 4	Event No 5	Event No 6	Total Points
44	ANDRES Michelle	SUI		110.0					110.0
45	WANG Xiaofei	CHN	110.0						110.0
46	LUO Yiwei	SIN						100.0	100.0
47	FORTIN Valentine	FRA	100.0						100.0
48	DEMAY Coralie	FRA						90.0	90.0
49	AVERINA Mariia	MCT		80.0					80.0

**Women's Scratch Race / Course scratch femmes  
Final / Finale  
Results / Résultats**

Sun 27 Jan 2019 - Race distance: 40 laps (10km)

Elapsed time: **12:57**

Average Speed: **46.275km/h**

Rank	Race Number	Name	Team Code	Laps Down
1	198	FIDANZA Martina	ITA	
2	91	MARTIN-WALLACE Alex	AUS	
3	101	D'HOORE Jolien	BEL	
4	144	USABIAGA BALERDI Ana	EUS	
5	278	KACZKOWSKA Justyna	POL	
6	169	KULLMER Lisa	GER	
7	12	PIVAVARAVA Palina	BLR	
8	128	SHEN Shanrong	CHN	
9	16	COLLIER Devaney	CAN	
10	212	SUZUKI Nao	JPN	
11	186	GRIFFIN Mia	IRL	
12	311	KLIACHINA Oksana	UKR	
13	261	PIETERS Amy	NED	
14	67	SEITZ Aline	SUI	
15	55	HODGES Jessie	NZL	
16	36	YANG Qianyu	HKG	
17	19	KOHOUTKOVA Katerina	CZE	
18	6	EBERHARDT Verena	AUT	
19	64	LUO Yiwei	SIN	
20	152	DEMAY Coralie	FRA	
	23	USABIAGA BALERDI Irene	ESP	DNF
	69	BACIKOVA Alzbeta	SVK	DNF

Communiqué approved by the Secretary of the Commissaires Panel:

.....

**LEGEND**  
DNF Did Not Finish

**Women's Scratch Race / Course scratch femmes**  
**Final / Finale**

**Start List / Liste de départ**

Sun 27 Jan 2019 - Race distance: 40 laps (10km)

Race Number	Name	Team Code
<b>At the fence</b>		
12	PIVAVARAVA Palina	BLR
101	D'HOORE Jolien	BEL
23	USABIAGA BALERDI Irene	ESP
144	USABIAGA BALERDI Ana	EUS
198	FIDANZA Martina	ITA
128	SHEN Shanrong	CHN
16	COLLIER Devaney	CAN
64	LUO Yiwei	SIN
311	KLIACHINA Oksana	UKR
186	GRIFFIN Mia	IRL
36	YANG Qianyu	HKG
<b>At the blue band</b>		
212	SUZUKI Nao	JPN
169	KULLMER Lisa	GER
69	BACIKOVA Alzbeta	SVK
67	SEITZ Aline	SUI
19	KOHOUTKOVA Katerina	CZE
6	EBERHARDT Verena	AUT
278	KACZKOWSKA Justyna	POL
55	HODGES Jessie	NZL
152	DEMAY Coralie	FRA
91	MARTIN-WALLACE Alex	AUS
261	PIETERS Amy	NED

Communiqué approved by the Secretary of the Commissaires Panel: