

UCI TECHNICAL OFFICIALS / OFFICIELS TECHNIQUES DE L'UCI

**Commissaires Panel appointed by the UCI Management Committee
Collège des Commissaires désigné par le Comité Directeur UCI**

DENISENKO Svetlana.	RUS	President / <i>Président</i>
O'CALLAGHAN Karen	AUS	Secretary / <i>Secrétaire</i>
MCDONNELL John	NZL	Starter / <i>Starter</i>
LAPPARTIENT Jerome	FRA	Judge – Referee / <i>Juge Arbitre</i>
WONG Chi Yu	HKG	Member / <i>Membre</i>

**Assistant National Commissaires appointed by the National Federation
Commissaires nationaux adjoints désignés par la Fédération Nationale**

BELL Graeme	FLEMING Mark
CHEATLEY Cath	HOLDSWORTH Stephen
CHRISTMAS Jeremy	JAMIESON Neil
CRIGLINGTON Erin	MUDGWAY Russell
DENSIE Ian	SHEATH Ray
FERGUSON Hamish	SIM Mike

UCI Technical Delegate / <i>Délégué Technique de l'UCI</i>	FULCHER Mark	AUS
Chief Medical Officer / <i>Responsable Équipe Médicale</i>	Dr. Judikje Scheffer	NZL
Doping Control Officers / <i>Agents de Contrôle du Dopage</i>	INGALL Rob	AUS
Speakers / <i>Speakers</i>	INESON Julian PATERSON Paige	NZL NZL

GENERAL INFORMATION – REMINDER OF DISPOSITIONS

Confirmations and modifications of starters

- **The confirmation of the riders done on Thursday 17th January is final**; nevertheless, Team Managers may forward **modifications** to the Secretary of College of Commissaires (Mrs. Karen O'CALLAGHAN) until **the start of the first competition session on the day of each event**:

Saturday 19 th January	Sprint		Women
Keirin		Men	
Omnium		Women	
Scratch		Men	
Madison		Men	
Sunday 20 th January	Sprint		Men
Keirin		Women	
Omnium		Men	
Scratch		Women	
Madison		Women	

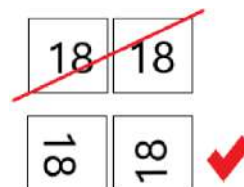
- Team Pursuit changes: Until 1 hour before the start of the relevant competition round (article 3.2.079)
- Team Sprint changes: Until 30 minutes before the start of the relevant competition round (article 3.2.149)
- Only riders previously registered and confirmed for the specific race may be used as replacements.

Training and Warm-Up Sessions

- On competitions days, the track is open for official training session two hours before the start of the first session of competitions (one-hour session). The second hour (one hour before the competitions start) is a warm-up session, open to riders who are competing in the upcoming session only. Only National Team or UCI Track Team uniforms are allowed in all training and warm-up periods.
- **On Sunday morning, there will be no official training session. There will be a one-hour warm-up session only, starting one hour before the competition start.**
- The use of the derny and the use of starting blocks during the official training are not permitted. Standing starts are permitted only under the following conditions;
 - one rider at a time,
 - on the home straight in the sprinter's lane, and
 - with the assistance of someone waving a flag at the exit of the 4th bend.

Competitions

- Riders are reminded that art. 3.2.003 must be respected. Riders are not permitted to wear tinted visors or glasses that would prevent them from being clearly identified while seated in the waiting area. Riders shall only put on their tinted visors or glasses when heading on to the track. Any rider failing to respect this article shall be sanctioned by a fine.
- Riders shall ensure that the body number is visible and legible at all times. The body number shall be well fixed and may not be folded or altered. When two numbers are required to be worn, these should be placed low down and on either side of the back, visible to the infield and to the spectators. When a single number is required to be worn, this should be placed low down in the centre of the back. **Body numbers will be distributed at the Team Managers' meeting.**



- Transponders, fitted to the bikes, are mandatory for all events.

The transponders will be distributed at the Team Managers' meeting. These should be returned to Swiss Timing once the rider has completed all their events.

- LED devices for the Elimination races (Men and Women) shall be collected next to the timing podium one hour prior to the start of each race and returned to the same place at the end of each race.

- All bicycle measurement checking shall be carried out in the equipment check area before entering the track. Riders must come for bicycle-check in adequate time prior to their start. Checking will also be carried out 15 minutes prior to commencing each session of the competition. **Teams are responsible for verifying the legality of replacement equipment that may be used in any event.** Commissaires are entitled to double check positions after the race. Should the bicycle or position have been modified in contravention of the regulations, the rider may be disqualified.

Team Leaders and Coaches

- Only the coaches of the riders currently on the track are permitted on the safety zone. This is also limited to one coach per rider. No other people are permitted in this zone.
- The access to the track must be kept clear at all times. **All track access ramps shall be kept free of any material and team personnel.**
- **Team Managers may not carry anything in their hands while on the safety zone during mass start events.**
- Access to the starters' platform is only for officials. All others are not permitted to use this podium. Access to the awards ceremony podium is forbidden except for official ceremonies.

Award Ceremonies

- Riders participating in the awards ceremony must present themselves in due time, bare-headed and without headband or glasses, wearing competition apparel and footwear, until after they leave the official ceremony enclosure.
- Teams are reminded that in the awards ceremony of team events, only the riders that participated in the final are allowed on the podium as follows:
 - Team Pursuit 4,
 - Team Sprint Men 3,
 - Team Sprint Women 2.

General

- The wearing of an approved rigid safety helmet, done up in a correct manner, is mandatory for riders at all times when riding on the track surface and safety zone.
- Riders may not wear headphones attached to devices such as radios, music players, telephone, etc., while riding on the track.
- Road bikes are not allowed on the track, including the safety zone.
- Bicycles or other equipment may not be left on the safety zone of the track.
- No drinks or food are allowed on the safety zone of the track.

INFORMATIONS GENERALES – RAPPEL DES DISPOSITIONS
Confirmations et modifications des partants

- **La confirmation des partants faite le jeudi 17 janvier est définitive**, néanmoins les chefs d'équipes auront la possibilité de transmettre **des modifications** au Secrétaire du Collège des Commissaires (Mme Karen O'CALLAGHAN) **jusqu'au début de la première session de compétition le jour de l'épreuve soit** :

Samedi 19 janvier	Vitesse individuelle	Femmes
	Keirin	Hommes
	Omnium	Femmes
	Scratch	Hommes
	Madison	Hommes

Dimanche 20 janvier	Vitesse individuelle	Hommes
	Keirin	Femmes
	Omnium	Hommes
	Scratch	Femmes
	Madison	Femmes

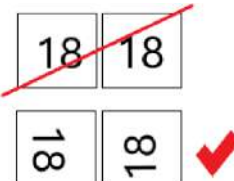
- **Modifications en poursuite par équipes** : Au moins 1 heure avant que la manche de la compétition en question commence (article 3.2.079)
- **Modifications en vitesse par équipes** : Au moins 30 minutes avant que la manche de la compétition en question commence (article 3.2.149)
- **Tout remplacement d'un coureur confirmé ne peut se faire que par un autre coureur figurant sur la liste des coureurs inscrits en tant que réserve pour l'épreuve en particulier.**

Entraînement et échauffement

- **Les jours de compétitions, la piste sera ouverte deux heures avant les premières épreuves pour une session d'entraînement officiel (une session d'une heure). La deuxième heure (1 heure avant le début des compétitions) est une session d'échauffement ouverte aux coureurs concourant dans la session à venir uniquement. Dans toutes les périodes d'entraînement et d'échauffement, les coureurs doivent porter l'uniforme de leur équipe nationale ou de l'équipe piste UCI.**
- **Le dimanche matin, il n'y aura pas de session d'entraînements officiels. Il n'y aura qu'une session d'échauffement d'une heure, qui commencera une heure avec le début des compétitions.**
- **L'utilisation du deryn et des blocs de départ lors des entraînements officiels n'est pas autorisée. Les départs arrêtés sont autorisés dans les conditions suivantes :**
 - un seul coureur à la fois
 - dans le couloir des sprinters sur la ligne droite d'arrivée et
 - avec l'assistance de quelqu'un agitant un drapeau à la sortie du 4eme virage.

Compétitions

- **Il est rappelé aux coureurs qu'ils doivent respecter l'art. 3.2.003. Les coureurs ne sont pas autorisés à porter des visières ou des lunettes teintées empêchant de les identifier clairement lorsqu'ils sont assis dans la zone d'attente. Les coureurs doivent mettre leurs visières ou leurs lunettes teintées au moment de monter en piste. Tout coureur qui enfreint cet article sera sanctionné d'une amende.**
- **Les coureurs doivent veiller à ce que le dossard soit toujours bien visible et lisible. Le dossard doit être bien fixé et ne peut être plié ou transformé. Lorsque le port de deux dossards est requis, ces derniers doivent être placés au bas et de chaque côté du dos, visibles au centre de la piste et par les spectateurs. Lorsqu'un seul dossard est requis, il doit être placé au centre et au bas du dos. Les dossards seront distribués lors de la réunion des Chefs d'Equipe.**



- **Tous les coureurs doivent avoir leur transpondeur fixé sur leur bicyclette pour toutes les courses.**

18-20 January 2019

Communiqué n°2

Les transpondeurs seront distribués lors de la réunion des Chefs d'Equipe. Ces derniers devront être retournés une fois que le coureur aura terminé toutes ses épreuves à Swiss Timing.

- Les boîtiers LED pour l'Elimination (Hommes et Femmes) doivent être retirés à côté du podium du chronométrage une heure avant le départ de chaque épreuve et retournés au même endroit à l'issue de l'épreuve.
- Les contrôles des bicyclettes doivent s'effectuer avant l'entrée en piste à l'endroit du contrôle du matériel. Les coureurs doivent se présenter pour le contrôle des bicyclettes suffisamment à l'avance avant leur départ. Les contrôles s'effectueront 15 minutes avant le départ de chaque compétition. **Les équipes sont chargées de confirmer que leur équipement de remplacement pour tout événement est conforme aux règlements.** Les commissaires sont autorisés à contrôler à nouveau les bicyclettes et les positions après la course de manière aléatoire. Si la bicyclette ou les positions ont été modifiées hors des limites réglementaires, le coureur peut être disqualifié.

Chefs d'équipes et Entraîneurs

- Seuls les entraîneurs des coureurs qui se trouvent sur la piste sont autorisés sur la zone de sécurité. Ceci est également limité à un entraîneur par coureur.
- L'accès à la piste doit être maintenu libre à tout moment. **Toutes rampes d'accès à la piste doivent être maintenues libre de matériel et de personnel.**
- **Les entraîneurs des coureurs ne peuvent rien avoir dans leurs mains dans la zone de sécurité lors des épreuves en peloton.**
- L'accès au podium du starter est uniquement pour les officiels. Toutes les autres personnes ne sont pas autorisées à faire usage du podium. L'accès au podium des cérémonies protocolaire est interdit excepté pour les cérémonies officielles.

Cérémonies protocolaires

- Les coureurs doivent se présenter pour la cérémonie protocolaire dans le délai imparti tête nue, sans bandeau ni lunettes, portant leur équipement de compétition et des chaussures convenables, jusqu'à ce qu'ils quittent l'enceinte de la cérémonie officielle.
- Il est rappelé que pour les cérémonies protocolaires des disciplines par équipes, uniquement les coureurs ayant participé aux finales seront admis sur le podium comme suit :
 - Poursuite par équipe 4,
 - Vitesse par équipes Hommes 3,
 - Vitesse par équipes Femmes 2,

Généralités

- Le port du casque de sécurité approuvé, correctement ajusté, est toujours obligatoire pour les coureurs roulant sur la surface de la piste et la zone de sécurité.
- Les coureurs roulant sur la piste ne peuvent pas porter d'écouteurs reliés à des appareils électroniques tels que radios, appareil de musique, téléphones, etc.
- Les vélos de route ne sont pas autorisés sur la piste, y compris la zone de sécurité.
- Il est interdit d'entreposer des bicyclettes ou tout autre équipement sur la zone de sécurité de la piste.
- Aucune boisson ou nourriture ne sont autorisées sur la zone de sécurité de la piste.

TECHNICAL INFORMATION – REMINDER OF DISPOSITIONS

General

- In mass start events, the riders shall enter the track from the home straight and leave the track from the back straight.
- A system detecting a false start is installed for time trials and pursuits. For the start, all bikes shall be placed behind the pursuit line utilizing the marks on the track. The starter is the sole judge to stop the race in the case of a false start. A restart will be given immediately.
- In all time trials and pursuits, the blue bands shall be made impassable by the placing of 50 cm long pads of a synthetic material every 5 meters from the pursuit line to the exit of the bend.
- Riders are forbidden to sit on the track surface.

On board Technology

- On board technology equipment that has the ability and purpose to collect or transmit data, information or images is authorized. Conditions of utilizations are defined in art. 1.3.024ter and include:
 - Does not affect the bicycle certification (modification) / Non-removable during the race / Information not visible to the rider

Team Sprint

- The qualification heats will be run one team at a time on the track.

Team Pursuit

- During the first round in case of one team catches another, the commissaires will show a red flag to the team being caught. From this moment the team is not allowed to do a relay on pain of disqualification (art. 3.2.097).
- In the qualifying and the first round all teams need to cover the full distance to record a time.
- The team of a rider which has stopped following a mishap shall restart at the end of the qualifying rounds, or at a suitable position not to disrupt the preparation of other teams as decided by the Commissaires' Panel, where applicable with another team in the same situation.

Sprint & 200-meter Time Trial

- Riders shall wear both number panels during the 200 meters Time Trial.

Omnium

- In the case of the Scratch Race, a rider losing two laps will be penalised with a deduction of 40 points as per 3.2.251bis and may be withdrawn. Their ranking will be determined by the number of riders remaining on the track at this moment. They will not score those ranking points.

Elimination

- During the start, holders are allowed to push their riders, but are not allowed to move from their places in order to avoid crashes at the start.
- If no decision can be made about which rider to eliminate, then no riders shall be eliminated until the next sprint. This shall be indicated by a green flag on the start line.
- An eliminated rider shall leave the track immediately, failing which he may be disqualified from the entire Omnium event.
- Coaches or Managers who instruct or encourage their rider to continue racing following the announcement of their elimination, will be penalised by a fine of CHF 200 as per UCI Regulation 12.1.007. Should a Coach or Manager commit a second offence of incorrect behaviour, he/she will be fined CHF 500 and will have their accreditation immediately revoked. Subject to the same penalties, no team representative can approach or try to dispute any decision made by Commissaires during the course of the race.

Madison

- No feeding will be permitted in the Madison race.

INFORMATIONS TECHNIQUES – RAPPEL DES DISPOSITIONS

Général

- Dans les épreuves en peloton, les coureurs montent en piste au côté de la ligne droite d'arrivée et quittent la piste du côté de la ligne droite opposée.
- Un système calculant les faux départs est installé pour les épreuves chronométrées. Au départ, tous les vélos doivent être placés derrière la marque sur la piste. Le starter est le seul juge pour arrêter la course en cas de faux départ. Un nouveau départ sera donné immédiatement.
- La côte d'azur sera rendue impraticable au moyen de bourrelets en matière synthétique d'une longueur de 50 cm, disposés tous les 5 mètres de la ligne de poursuite à la sortie du virage.
- Les coureurs ne sont pas autorisés à s'asseoir sur la piste.

Technologie embarquée

- Un équipement technologique embarqué ayant la capacité et pour objet de collecter ou transmettre des données, informations ou images, est autorisé. Les conditions d'utilisation sont définies dans l'article 1.3.024ter et inclut les conditions suivantes :
 - N'affecte pas la certification du vélo / Ne peut pas être retiré pendant la course / L'information n'est pas visible pour le coureur

Vitesse par équipes

- Les manches de qualifications seront effectuées avec une équipe en piste à la fois.

Poursuite par équipes

- Lors du premier tour de compétition, si une équipe est sur le point d'être rejointe, les commissaires le signaleront à l'aide d'un drapeau rouge. A partir de ce moment, l'équipe rejointe ne doit plus passer de relais. Toute désobéissance à cette consigne entraîne la disqualification immédiate de l'équipe (art. 3.2.097).
- Lors du premier tour de compétition, toutes les équipes doivent accomplir la distance totale pour enregistrer leur temps.
- L'équipe qui s'est arrêtée après un accident prendra un nouveau départ à la fin des séries qualificatives, ou à un moment approprié déterminé par le Collège des Commissaires pour ne pas perturber la préparation des autres équipes, le cas échéant avec une autre équipe se trouvant dans le même cas

Vitesse et 200 mètres contre la montre

- Les coureurs doivent porter 2 dossards lors de l'épreuve des 200 mètres.

Omnium

- Dans la course Scratch, un coureur qui perd deux tours sera pénalisé par une déduction de 40 points conformément à l'art. 3.2.251bis et pourrait être retiré. Son classement sera déterminé par le nombre de coureurs restants en piste à ce moment. Il ne manquera pas les points du rang.

Elimination

- Au départ, les teneurs sont autorisés à pousser leur coureur mais ils doivent impérativement rester à leur place (pieds immobiles) pour éviter tout accident.
- Si aucune décision ne peut être prise concernant le coureur à éliminer, aucun coureur ne sera éliminé avant le prochain sprint. Ceci doit être indiqué par un drapeau vert sur la ligne de départ.
- Un coureur éliminé doit quitter la piste immédiatement, faute de quoi il se verra disqualifié de l'Omnium en intégralité.
- Les Entraîneurs ou les Chefs d'Equipes qui ordonnent ou encouragent leur coureur à continuer de courir après l'annonce de leur élimination seront pénalisés par une amende de CHF 200, selon le Règlement UCI 12.1.007. Dans le cas où un Entraîneur ou un Chef d'Equipe commet une deuxième infraction de comportement incorrect, il sera passible d'une amende de CHF 500 et son accréditation lui sera immédiatement retirée. Sous peine des mêmes pénalités, aucun représentant d'équipe ne peut approcher ou tenter de contester toute décision prise par les Commissaires au cours de l'épreuve.

Madison

- Le ravitaillement pendant la course Madison n'est pas autorisé.

ANTI-DOPING CONTROL**INFORMATION**

- A certain amount of controls will be conducted under the 2015 Anti-doping Rules of the UCI and CADF procedures and instructions.
- Samples will be collected at the finish line by the national anti-doping organization, Drug Free Sport New Zealand under the supervision of CADF DCO Mr. Rob INGALL.
- Riders selected for anti-doping will be identified on a list by their race number or their ranking. If applicable, the list will be posted at the finish line and at the entrance of the doping control station immediately after the race.
- The riders selected for the controls will be notified by a chaperon; the notified rider shall remain within sight of the chaperon at all times from the moment of in-person notification until the completion of the sample collection procedure. Team officials should not prevent the chaperons to continuously observe the rider. Should no chaperon be present, the rider shall proceed immediately to the doping control station. The absence of a chaperon shall not excuse the rider for not reporting in time to the doping control station. If the award ceremony takes place immediately after the event, a rider needing to go to the award ceremony will be escorted first to the award ceremony area, then to the press conference and finally to the doping control station.
- Each rider to be tested must present himself at the doping control station as soon as possible and at the latest within 30 (thirty) minutes of finishing the race. If a rider takes part in an official ceremony or attends a press conference, the deadline shall be 30 (thirty) minutes of the end of the ceremony or of the moment that his presence is no longer required at the press conference, whichever is the latest. Riders that have abandoned the race shall proceed immediately to the doping control station.
- Riders must report to the doping control station with their current license; but if it has no photograph, another I.D. with a photo must be presented. Riders may be accompanied by a person of his choice and an interpreter.
- Even if there are chaperons present, ultimately IT IS THE RIDERS' RESPONSIBILITY TO CHECK IF THEY HAVE BEEN SELECTED FOR ANTI-DOPING CONTROLS. If the rider does not attend the test, a violation of the UCI Anti-Doping Rules will be noticed and the rider could be sanctioned in accordance with these rules.
- Any changes related to the localization of the riders participating in the race (hotel name, address and telephone/fax numbers) must be communicated to the UCI and CADF Doping Control Officer (phone number below).

Rob INGALL (AUS)

CADF Doping Control Officer

Phone: +61 424 843932

CONTRÔLE ANTIDOPAGE**INFORMATION**

- *Un certain nombre de contrôle seront effectués selon le Règlement Antidopage de l'UCI 2015 et les procédures et instructions de la CADF.*
- *Les échantillons seront collectés à la ligne d'arrivée par l'agence nationale antidopage Drug Free Sport New Zealand sous la supervision de l'ACD CADF, M. Rob INGALL.*
- *Les coureurs sélectionnés pour les contrôles antidopage seront identifiés sur une liste par leur numéro de dossard ou par leur place dans le classement. Le cas échéant, la liste sera affichée à la ligne d'arrivée et à l'entrée du poste de contrôle du dopage immédiatement après la course.*
- *Les coureurs sélectionnés pour un contrôle, seront avisés par une escorte (chaperon); les coureurs ainsi sélectionnés doivent demeurer constamment en contact visuel avec l'escorte du moment de leur notification jusqu'à la fin de la procédure de prélèvement d'échantillon. Le personnel d'encadrement du coureur ne doit pas empêcher l'escorte d'observer le coureur de manière ininterrompue. Si aucune escorte n'est présente, le coureur se rendra immédiatement au poste de contrôle du dopage. L'absence d'une escorte n'excuse pas le coureur de ne pas se présenter à temps au poste de contrôle du dopage. Si la remise du Prix a lieu immédiatement après la manifestation, le coureur ayant besoin d'aller à la cérémonie de remise sera escorté d'abord à la zone de remise des prix, puis à la conférence de presse et enfin au poste de contrôle du dopage.*
- *Chaque coureur qui doit être contrôlé, doit se présenter au local antidopage dès que possible et au plus tard dans les 30 (trente) minutes après avoir fini sa course. Si un coureur prend part à une cérémonie officielle ou participe à une conférence de presse, le délai est de 30 (trente) minutes à partir de la fin de la cérémonie ou du moment que sa présence n'est plus requise à la conférence de presse, selon lequel de ces deux événements est le dernier. Les coureurs qui ont abandonné se présenteront immédiatement au poste de contrôle du dopage.*
- *Les coureurs doivent se présenter avec leur licence; dans la situation où la licence émise par leur fédération nationale ne comporte pas de photographie, un document officiel avec photo devra être présenté en plus de la licence. Le coureur peut être accompagné d'une personne de son choix et d'un interprète.*
- *Même s'il y a des chaperons présents, IL INCOMBE AUX COUREURS DE VERIFIER S'ILS ONT ETE SELECTIONNES POUR LES CONTROLES ANTIDOPAGE. Selon le règlement antidopage de l'UCI, un cas de non-présentation, une infraction au Règlement Antidopage sera constatée et le coureur pourra être sanctionné conformément à ce règlement.*
- *Tout changement de localisation des coureurs (adresse, numéro de téléphone/fax de l'hôtel) doit être communiqué sans délai à l'UCI ainsi qu'à l'ACD CADF (coordonnées ci-dessous).*

Rob INGALL (AUS)

Agent de contrôle du dopage CADF

Phone: +61 424 843932

LIST OF ENTERED TEAMS / LISTE DES EQUIPES ENGAGEES

ARG	ARGENTINA / ARGENTINE
AUS	AUSTRALIA / AUSTRALIE
AUT	AUSTRIA / AUTRICHE
AZE	AZERBAIJAN / AZERBAIJAN
BAR	BARBADOS / BARBADES
BEL	BELGIUM / BELGIQUE
BLR	BELARUS / BIELORUSSIE
CAN	CANADA / CANADA
CHI	CHILE / CHILI
CHN	PEOPLE'S REPUBLIC OF CHINA / REPUBLIQUE POPULAIRE DE CHINE
CZE	CZECH REPUBLIC / REPUBLIQUE TCHEQUE
DEN	DENMARK / DANEMARQUE
ESP	SPAIN / ESPAGNE
FRA	FRANCE / FRANCE
GBR	GREAT BRITAIN / GRANDE-BRETAGNE
GER	GERMANY / ALLEMAGNE
GRE	GREECE / GRECE
HKG	HONG KONG CHINA / HONG KONG CHINE
HUN	HUNGARY / HONGRIE
IRL	IRELAND / IRLANDE
ITA	ITALY / ITALIE
JPN	JAPAN / JAPON
KAZ	KAZAKHSTAN / KAZAKHSTAN
LTU	LITHUANIA / LITUANIE
MAC	MACAO, CHINA / MACAO, CHINE
MAS	MALAYSIA / MALAISIE
NED	NETHERLANDS / PAYS-BAS
NOR	NORWAY / NORVEGE
NZL	NEW ZEALAND / NOUVELLE ZELANDE
POL	POLAND / POLOGNE
POR	PORTUGAL / PORTUGALE
RUS	RUSSIAN FEDERATION / FEDERATION RUSSE
SIN	SINGAPORE / SINGAPOURE
SUI	SWITZERLAND / SUISSE
TPE	CHINESE TAIPEI / TAIPEI CHINOIS
UKR	UKRAINE / UKRAINE
USA	UNITED STATES OF AMERICA / ETATS-UNIS D'AMERIQUE
CTF	CYCLING TEAM FRIULI
HBT	HOLY BROTHER CYCLING TEAM
JPC	JAPAN PROFESSIONAL CYCLIST ASSOCIATION
LCT	LOOK CYCLE CHINA PROTEAM
MSP	GIANT-MAX SUCCESS SPORTS PRO CYCLING
PTM	P2M
RVL	GASPROM- RUSVELO
SUB	SUBWAY NEW ZEALAND TRACK TRADE TEAM
VNZ	TEAM VANTAGE NEW ZEALAND TRACK TRADE TEAM
	46

Men

Entry List By Team / Liste des inscrits par équipes

As of THU 17 JAN 2019

Race Number	Team Name	Event	Team Code	UCI Rider ID
ARG - Argentina				
61	BOTTASSO Leandro	Keirin	ARG	10010894696
1	CONTTE Tomas	Omnium	ARG	10010116272
AUS - Australia				
62	CLARKE Thomas	Team Sprint	AUS	10009009260
2	DRIZNERS Jarrad	Team Pursuit, Omnium, Scratch Race, Madison	AUS	10011146900
63	HART Nathan	Team Sprint, Individual Sprint, Keirin	AUS	10007811716
64	LEAHY Conor	Team Pursuit	AUS	10055347372
65	PLAPP Lucas	Team Pursuit, Madison	AUS	10055221474
66	QUICK Blake	Team Pursuit, Madison	AUS	10055222888
67	SCHMID Jacob	Team Sprint, Individual Sprint, Keirin	AUS	10007811817
3	SLATTERY Godfrey	Team Pursuit, Omnium	AUS	10011139321
AUT - Austria				
69	MASTALLER Stefan	Madison	AUT	10009486984
70	MATZNER Stefan	Scratch Race, Madison	AUT	10007294481
AZE - Azerbaijan				
71	OMELCHENKO Sergii	Keirin	AZE	10006319633
BLR - Belarus				
9	KARALIOK Yauheni	Omnium, Scratch Race, Madison	BLR	10009166682
10	TSISHKOU Raman	Omnium, Scratch Race, Madison	BLR	10009033209
CAN - Canada				
76	BARRETTE Hugo	Individual Sprint, Keirin	CAN	10007212639
13	CAVES Aidan	Team Pursuit, Omnium	CAN	10008936916
77	de HAITRE Vincent	Team Pursuit	CAN	10008970965
14	FOLEY Michael	Omnium	CAN	10016186654
78	GEE Derek	Team Pursuit	CAN	10011114867
79	JAMIESON Adam	Team Pursuit	CAN	10008991981
80	LAMOUREUX Jay	Team Pursuit	CAN	10009524875
CHI - Chile				
87	CABRERA TORRES Antonio Roberto	Madison	CHI	10002264932
88	PENALOZA YANEZ Felipe Andres	Madison	CHI	10050677935
CHN - China				
89	BI Wenjun	Team Sprint, Keirin	CHN	10009205886
90	CHEN Zhiwen	Team Pursuit	CHN	10050281851
16	GUO Liang	Team Pursuit, Omnium, Scratch Race	CHN	10015998314
91	LI Jianxin	Team Sprint	CHN	10009208819
92	SHEN Pingan	Team Pursuit	CHN	10009436767
93	XU Chao	Team Sprint, Individual Sprint, Keirin	CHN	10007947011
94	XU Zhaoliang	Team Pursuit	CHN	10064526606
95	ZHANG Miao	Team Sprint	CHN	10006737945

Men
Entry List By Team / Liste des inscrits par équipes

As of THU 17 JAN 2019

Race Number	Team Name	Event	Team Code	UCI Rider ID
CZE - Czech Republic				
103	BABEK Tomas	Team Sprint, Individual Sprint, Keirin	CZE	10004612534
104	KELEMEN Pavel	Team Sprint, Individual Sprint, Keirin	CZE	10006422895
105	WAGNER Robin	Team Sprint, Individual Sprint	CZE	10007294683
DEN - Denmark				
20	LARSEN Niklas	Omnium	DEN	10009413529
ESP - Spain				
106	MARTINEZ CHORRO Alejandro	Team Sprint, Individual Sprint	ESP	10011152354
107	MORENO SANCHEZ Jose	Team Sprint, Individual Sprint, Keirin	ESP	10007502427
108	PELEGRI FERRANDIS Oscar	Madison	ESP	10011233994
109	PERALTA GASCON Juan	Team Sprint, Individual Sprint, Keirin	ESP	10006552534
21	ZUAZUBISKAR GALLASTE Illart	Omnium, Scratch Race, Madison	ESP	10006602044
FRA - France				
112	BAUGE Gregory	Team Sprint, Individual Sprint	FRA	10003096708
113	D'ALMEIDA Michael	Team Sprint, Individual Sprint, Keirin	FRA	10004618796
114	LAFARGUE Quentin	Team Sprint, Keirin	FRA	10005930724
115	VIGIER Sebastien	Team Sprint, Individual Sprint	FRA	10010678569
GRE - Greece				
25	VOLIKAKIS Christos	Omnium, Scratch Race	GRE	10004633247
26	VOLIKAKIS Zafeirios	Omnium, Scratch Race	GRE	10005505439
HBT - Holy Brother Cycling Team				
120	LIU Qi	Team Sprint	CHN	10023485094
121	ZHANG Cheng	Team Sprint	CHN	10062073920
122	ZONG Gaoyang	Team Sprint	CHN	10009725545
HKG - Hong Kong, China				
27	KO Siu Wai	Omnium, Madison	HKG	10004873121
125	LEUNG Ka Yu	Scratch Race, Madison	HKG	10007771704
HUN - Hungary				
29	LOVASSY Krisztian	Omnium, Scratch Race	HUN	10004610413
129	SZALONTAY Sandor	Individual Sprint, Keirin	HUN	10007073506
ITA - Italy				
30	BERTAZZO Liam	Team Pursuit, Omnium, Madison	ITA	10006903754
131	GIORDANI Carloalberto	Team Pursuit	ITA	10010713430
31	LAMON Francesco	Team Pursuit, Omnium, Madison	ITA	10008680672
132	MORO Stefano	Team Pursuit, Scratch Race	ITA	10010715046
133	SCARTEZZINI Michele	Team Pursuit, Scratch Race, Madison	ITA	10006891630
JPC - Japan Professional Cyclist Association				
139	WATANABE Kazunari	Individual Sprint, Keirin	JPN	10003349716

Men
Entry List By Team / Liste des inscrits par équipes

As of THU 17 JAN 2019

Race Number	Team Name	Event	Team Code	UCI Rider ID
JPN - Japan				
140	AMAGAI Kazuki	Team Sprint	JPN	10005964571
141	CHIKATANI Ryo	Team Pursuit	JPN	10009021384
142	FUKAYA Tomohiro	Team Sprint, Individual Sprint, Keirin	JPN	10005964672
34	HASHIMOTO Eiya	Team Pursuit, Omnium	JPN	10007832227
143	ICHIMARU Shogo	Team Pursuit	JPN	10007498888
35	KUBOKI Kazushige	Team Pursuit, Omnium	JPN	10005932138
144	NITTA Yudai	Team Sprint, Individual Sprint, Keirin	JPN	10005727327
145	SAWADA Keitaro	Team Pursuit	JPN	10010798710
KAZ - Kazakhstan				
149	CHUGAY Andrey	Team Sprint	KAZ	10023551075
150	NALYOTOV Maxim	Team Sprint, Individual Sprint	KAZ	10010114555
151	PONOMARYOV Sergey	Team Sprint, Individual Sprint, Keirin	KAZ	10010797292
152	VORZHEV Pavel	Team Sprint, Individual Sprint, Keirin	KAZ	10007828183
LCT - Look Cycle China Proteam				
153	LUO Yongjia	Team Sprint	CHN	10009207203
154	WANG Tianqi	Team Sprint	CHN	10009207001
155	ZHAN Zewei	Team Sprint	CHN	10014006376
LTU - Lithuania				
158	JONAUSKAS Svajunas	Individual Sprint, Keirin	LTU	10009181032
MAC - Macao, China				
161	LAO Long San	Scratch Race	MAC	10011162054
MAS - Malaysia				
162	SAHROM Muhammad Shah Firdaus	Individual Sprint, Keirin	MAS	10009150215
NED - Netherlands				
39	EEFTING Roy	Omnium, Scratch Race	NED	10006058743
165	HAVIK Yoeri	Madison	NED	10006502014
166	PIETERS Roy	Madison	NED	10004780565
NZL - New Zealand				
167	DAWKINS Edward	Team Sprint, Individual Sprint, Keirin	NZL	10005782695
168	GATE Aaron	Madison	NZL	10004405501
41	GOUGH Regan	Team Pursuit, Omnium	NZL	10009117475
169	KERBY Jordan	Team Pursuit	NZL	10006874452
170	KERGOZOU Nicholas	Team Pursuit, Scratch Race	NZL	10009117778
171	MITCHELL Ethan	Team Sprint, Individual Sprint	NZL	10006182318
172	SEXTON Tom	Team Pursuit, Scratch Race, Madison	NZL	10010750715
42	STEWART Campbell	Team Pursuit, Omnium, Madison	NZL	10010750917
173	WEBSTER Sam	Team Sprint, Individual Sprint, Keirin	NZL	10006184742
POL - Poland				
180	BIELECKI Maciej	Team Sprint, Individual Sprint	POL	10005641037
181	RAJKOWSKI Patryk	Team Sprint, Individual Sprint, Keirin	POL	10009176281
182	RUDYK Mateusz	Team Sprint, Individual Sprint, Keirin	POL	10009079382

Men
Entry List By Team / Liste des inscrits par équipes

As of THU 17 JAN 2019

Race Number	Team Name	Event	Team Code	UCI Rider ID
POR - Portugal				
46	MATIAS Joao	Omnium, Scratch Race, Madison	POR	10007815756
47	OLIVEIRA Rui	Omnium, Madison	POR	10009191136
PTM - P2m				
185	WAMMES Nick	Individual Sprint, Keirin	CAN	10015713273
RUS - Russian Federation				
186	DUBCHENKO Aleksandr	Team Sprint, Individual Sprint, Keirin	RUS	10007772108
49	ERSHOV Artur	Team Pursuit, Omnium, Madison	RUS	10005747939
187	EVTUSHENKO Alexander	Team Pursuit	RUS	10008705025
188	KOMKOV Daniil	Team Sprint	RUS	10034905836
189	KULIKOV Vladislav	Team Pursuit	RUS	10009194772
190	KURBATOV Aleksei	Team Pursuit	RUS	10007898713
50	MANAKOV Viktor	Team Pursuit, Omnium, Madison	RUS	10006886576
191	NOSOV Alexey	Team Sprint, Individual Sprint	RUS	10009721202
192	PISKUNOV Maksim	Scratch Race, Madison	RUS	10009692102
193	ROSTOV Pavel	Team Sprint	RUS	10015267174
194	STASH Mamyр	Scratch Race	RUS	10008705227
RVL - Gazprom-Rusvelo				
196	PERKINS Shane Alan	Keirin	RUS	10051694112
SUI - Switzerland				
205	BISSEGGER Stefan	Team Pursuit	SUI	10010118393
53	IMHOF Claudio	Team Pursuit, Omnium	SUI	10005865551
206	PASCHE Frank	Team Pursuit, Scratch Race, Madison	SUI	10007890427
207	RUEGG Lukas	Team Pursuit, Madison	SUI	10009503455
54	SCHIR Thery	Omnium, Scratch Race, Madison	SUI	10007224258
208	THIERY Cyrille	Team Pursuit	SUI	10006216367
TPE - Chinese Taipei				
209	KANG Shih Feng	Keirin	TPE	10010608447
UKR - Ukraine				
211	DZHUS Volodymyr	Team Pursuit	UKR	10007892447
56	GLADYSH Roman	Team Pursuit, Omnium, Scratch Race, Madison	UKR	10009166581
57	HRYNIV Vitaliy	Team Pursuit, Omnium, Scratch Race, Madison	UKR	10009033310
212	MALIEIEV Timur	Team Pursuit	UKR	10009801024
213	SHCHERBAN Vladyslav	Team Pursuit, Madison	UKR	10011145280
USA - United States				
218	HEGYVARY Adrian	Team Pursuit, Scratch Race, Madison	USA	10007161513
60	HOLLOWAY Daniel	Omnium, Madison	USA	10004628496
219	HOOVER Gavin	Team Pursuit	USA	10009730191
220	LAMBIE Ashton	Team Pursuit	USA	10062511430
221	SUMMERHILL Daniel	Team Pursuit	USA	10004759751
222	YOUNG Eric	Team Pursuit	USA	10007701073

Men

Entry List By Team / Liste des inscrits par équipes

As of THU 17 JAN 2019

Race Number	Team Name	Event	Team Code	UCI Rider ID
VNZ - Team Vantage New Zealand Track				
Trade Team				
225	DAKIN Samuel	Team Sprint, Keirin	NZL	10010624918
226	JACKSON George	Team Pursuit	NZL	10023663839
227	KNIPE Bradly	Team Sprint, Individual Sprint	NZL	10009978048
228	O'DONNELL Bailey	Team Pursuit	NZL	10022194388
229	SAUNDERS Callum	Team Sprint	NZL	10009012391
230	STRONG Corbin	Team Pursuit	NZL	10023664445
231	TREYMANE Jarred	Team Pursuit	NZL	10022065258
232	WILLIAMS Zac	Team Sprint, Individual Sprint, Keirin	NZL	10008997641
233	WYLLIE Aaron	Team Pursuit	NZL	10015652649

Women

Entry List By Team / Liste des inscrits par équipes

As of THU 17 JAN 2019

Race Number	Team Name	Event	Team Code	UCI Rider ID
AUS - Australia				
4	EDMONSON Annette	Omnium	AUS	10006180193
68	McCULLOCH Kaarle	Individual Sprint, Keirin	AUS	10005511503
AUT - Austria				
5	EBERHARDT Verena	Omnium, Scratch Race	AUT	10008670770
BAR - Barbados				
6	JOSEPH Amber	Omnium, Scratch Race	BAR	10061870927
BEL - Belgium				
72	BOSSUYT Shari	Team Pursuit	BEL	10015334872
73	CROKET Gilke	Team Pursuit, Scratch Race	BEL	10007077647
74	DEGRENDELE Nicky	Individual Sprint, Keirin	BEL	10009134956
75	D'HOORE Jolien	Team Pursuit, Scratch Race, Madison	BEL	10004779050
7	DOM Annelies	Team Pursuit, Omnium, Madison	BEL	10007860014
8	KOPECKY Lotte	Team Pursuit, Omnium, Madison	BEL	10007350459
BLR - Belarus				
11	PIVAVARAVA Palina	Omnium, Scratch Race, Madison	BLR	10008920950
12	TSERAKH Hanna	Omnium, Scratch Race, Madison	BLR	10010177910
CAN - Canada				
15	BEVERIDGE Allison	Team Pursuit, Omnium, Madison	CAN	10007211528
81	BONHOMME Ariane	Team Pursuit	CAN	10008664811
82	FOREMAN-MACKEY Annie	Team Pursuit	CAN	10008173040
83	GENEST Lauriane	Team Sprint, Individual Sprint, Keirin	CAN	10011157206
84	GIBSON Kinley	Team Pursuit, Madison	CAN	10008673905
85	SIMMERLING Georgia	Team Pursuit	CAN	10010580559
86	WALSH Amelia	Team Sprint, Individual Sprint, Keirin	CAN	10006640036
CHN - China				
96	CHEN Qiaolin	Team Pursuit	CHN	10010041403
97	LIU Jiali	Team Pursuit, Madison	CHN	10010915110
98	SHEN Shanrong	Team Pursuit, Scratch Race	CHN	10014662239
99	SHEN Yan	Team Sprint, Individual Sprint	CHN	10010717167
100	TANG Mengqi	Team Sprint, Individual Sprint, Keirin	CHN	10015321940
101	WANG Hong	Team Pursuit	CHN	10010857920
17	WANG Xiaofei	Omnium, Madison	CHN	10062018851
CTF - Cycling Team Friuli				
102	ANDREOTTI Maila	Keirin	ITA	10009062006
CZE - Czech Republic				
18	KOHOUTKOVA Katerina	Omnium, Scratch Race, Madison	CZE	10010777791
19	MACHACOVA Jarmila	Omnium, Scratch Race, Madison	CZE	10004738937
ESP - Spain				
110	CALVO BARBERO Tania	Team Sprint, Individual Sprint, Keirin	ESP	10006604771
111	CASAS ROIGE Helena	Team Sprint, Individual Sprint, Keirin	ESP	10004616877
22	USABIAGA BALERDI Irene	Omnium, Scratch Race	ESP	10007502023

Women
Entry List By Team / Liste des inscrits par équipes

As of THU 17 JAN 2019

Race Number	Team Name	Event	Team Code	UCI Rider ID
FRA - France				
116	CLAIR Sandie	Team Sprint, Individual Sprint, Keirin	FRA	10004617988
117	GROS Mathilde	Team Sprint, Individual Sprint, Keirin	FRA	10015528367
GBR - Great Britain				
118	BATE Lauren	Team Sprint, Individual Sprint, Keirin	GBR	10014178552
119	MARCHANT Katy	Team Sprint, Individual Sprint, Keirin	GBR	10009195883
GER - Germany				
23	KNAUER Anna	Omnium, Scratch Race, Madison	GER	10008679056
24	KULLMER Lisa	Omnium, Scratch Race, Madison	GER	10007499090
HBT - Holy Brother Cycling Team				
123	BAO Shanju	Team Sprint, Keirin	CHN	10010717268
124	SONG Chaorui	Team Sprint, Individual Sprint	CHN	10010716965
HKG - Hong Kong, China				
126	LEE Hoi Yan Jessica	Team Sprint, Individual Sprint, Keirin	HKG	10066087191
127	LEE Wai Sze	Team Sprint, Individual Sprint, Keirin	HKG	10004875747
128	LEUNG Bo Yee	Madison	HKG	10006278510
28	PANG Yao	Omnium, Madison	HKG	10008689059
IRL - Ireland				
130	STEWART Robyn	Individual Sprint, Keirin	IRL	10018638431
ITA - Italy				
134	ALZINI Martina	Team Pursuit	ITA	10010713228
32	BALSAMO Elisa	Team Pursuit, Omnium, Madison	ITA	10010182657
135	CAVALLI Marta	Team Pursuit	ITA	10011143260
136	CONFALONIERI Maria Giulia	Team Pursuit, Scratch Race, Madison	ITA	10007278822
137	FIDANZA Martina	Team Sprint, Scratch Race	ITA	10015662349
33	PATERNOSTER Letizia	Team Pursuit, Omnium, Madison	ITA	10015336387
138	VECE Miriam	Team Sprint, Individual Sprint, Keirin	ITA	10010714137
JPN - Japan				
36	FURUYAMA Kie	Team Pursuit, Omnium, Madison	JPN	10010800124
146	HASHIMOTO Yuya	Team Pursuit	JPN	10010801235
37	KAJIHARA Yumi	Team Pursuit, Omnium, Madison	JPN	10009668658
147	NAKAMURA Kisato	Team Pursuit	JPN	10009020677
148	SUZUKI Nao	Team Pursuit, Scratch Race	JPN	10009808805
LCT - Look Cycle China Proteam				
156	CHEN Feifei	Team Sprint	CHN	10010716864
157	SHEN Chaoyue	Team Sprint	CHN	10015319920
LTU - Lithuania				
38	BALEISYTE Olivija	Omnium, Scratch Race	LTU	10010807905
159	MAROZAITE Migle	Team Sprint, Individual Sprint, Keirin	LTU	10010640880
160	SUMSKYTE Viktorija	Team Sprint, Individual Sprint	LTU	10036578276

Women
Entry List By Team / Liste des inscrits par équipes

As of THU 17 JAN 2019

Race Number	Team Name	Event	Team Code	UCI Rider ID
MSP - Giant-Max Success Sports Pro Cycling				
163	ZHANG Linyin	Team Sprint	CHN	10010914807
164	ZHUANG Wei	Team Sprint	CHN	10010914908
NOR - Norway				
40	STENBERG Anita Yvonne	Omnium, Scratch Race	NOR	10008956114
NZL - New Zealand				
174	BOTHA Bryony	Team Pursuit	NZL	10009808906
43	BUCHANAN Rushlee	Team Pursuit, Omnium, Madison	NZL	10004616271
175	CUMMING Emma	Team Sprint	NZL	10010747681
176	DRUMMOND Michaela	Team Pursuit, Madison	NZL	10010747277
177	EDMONDSTON Holly	Scratch Race	NZL	10009115758
178	HANSEN Natasha	Team Sprint, Individual Sprint, Keirin	NZL	10005968918
179	JAMES Kirstie	Team Pursuit	NZL	10009139404
44	SHEATH Racquel	Team Pursuit, Omnium, Scratch Race, Madison	NZL	10007809086
POL - Poland				
183	KARWACKA Marlena	Team Sprint, Individual Sprint, Keirin	POL	10010098589
184	LOS Urszula	Team Sprint, Individual Sprint, Keirin	POL	10007793326
45	PIKULIK Daria	Omnium, Scratch Race	POL	10009988556
POR - Portugal				
48	MARTINS Maria	Omnium, Scratch Race	POR	10015577574
RUS - Russian Federation				
195	AVERINA Mariia	Scratch Race, Madison	RUS	10007498585
51	GONCHAROVA Alexandra	Omnium, Scratch Race, Madison	RUS	10006462709
SIN - Singapore				
52	LUO Yiwei	Omnium, Scratch Race	SIN	10015954157
SUB - Subway New Zealand Track Trade Team				
197	ANDREWS Ellesse	Team Pursuit	NZL	10015442077
198	CHRISTIE Tahlay	Team Sprint	NZL	10010665031
199	ELLIS Lauren	Team Pursuit	NZL	10005506752
200	HODGES Jessie	Team Pursuit, Scratch Race	NZL	10015781779
201	PODMORE Olivia	Team Sprint, Individual Sprint, Keirin	NZL	10010598141
202	SHEARMAN Emily	Team Pursuit	NZL	10015442279
203	WOLLASTON Ally	Team Pursuit	NZL	10022056265
204	YOUNG Tessa	Team Sprint	NZL	10010630574
TPE - Chinese Taipei				
55	HUANG Ting Ying	Omnium, Scratch Race	TPE	10005968009
210	WANG Tzu Chun	Keirin	TPE	10011088393

Women

Entry List By Team / Liste des inscrits par équipes

As of THU 17 JAN 2019

Race Number	Team Name	Event	Team Code	UCI Rider ID
UKR - Ukraine				
214	BASOVA Liubov	Team Sprint, Individual Sprint, Keirin	UKR	10004594447
215	KLIACHINA Oksana	Team Pursuit, Scratch Race, Madison	UKR	10010746570
58	KLIMCHENKO Tetyana	Team Pursuit, Omnium, Scratch Race	UKR	10009073827
59	NAHIRNA Anna	Team Pursuit, Omnium, Madison	UKR	10005510994
216	SOLOVEI Ganna	Team Pursuit, Madison	UKR	10006645995
217	STARIKOVA Olena	Team Sprint, Individual Sprint	UKR	10009233370
USA - United States				
223	GODBY Madalyn	Team Sprint, Individual Sprint, Keirin	USA	10007242648
224	MARQUARDT Mandy	Team Sprint, Individual Sprint, Keirin	USA	10006669439

Competition Schedule / Programme des compétitions

As of THU 17 JAN 2019

Date	Session Time	Duration Time	Event
FRI 18 JAN	9:00 / 13:26	54	Women's Team Pursuit Qualifying
		68	Men's Team Pursuit Qualifying
		90	Opening Ceremony and Exhibitional Racing
		28	Women's Team Pursuit First Round
		26	Men's Team Pursuit First Round
	18:00 / 21:13	44	Women's Team Sprint Qualifying
		50	Men's Team Sprint Qualifying
		15	Women's Team Pursuit Finals
		11	Women's Team Sprint First Round
		13	Men's Team Sprint First Round
		14	Men's Team Pursuit Finals
		8	Women's Team Pursuit, Victory Ceremony
		8	Men's Team Pursuit, Victory Ceremony
		8	Women's Team Sprint Finals
		8	Men's Team Sprint Finals
		6	Women's Team Sprint, Victory Ceremony
		8	Men's Team Sprint, Victory Ceremony

Note:
Schedule subject to change.

Competition Schedule / Programme des compétitions

As of FRI 18 JAN 2019

Date	Session Time	Duration Time	Event
SAT 19 JAN	9:00 / 12:23	37	Women's Sprint Qualifying
		14	Men's Keirin First Round
		38	Women's Sprint 1/16 Finals
		15	Women's Omnium Scratch Race 1\4
		25	Women's Sprint 1/8 Finals
		14	Men's Keirin First Round Repechage
		16	Women's Sprint Quarterfinals - Race 1
		14	Women's Omnium Tempo Race 2\4
		16	Women's Sprint Quarterfinals - Race 2
		10	Break
		4	Women's Sprint Quarterfinals - Decider
	18:00 / 21:18	8	Women's Sprint Semifinals - Race 1
		17	Women's Omnium Elimination Race 3\4
		8	Women's Sprint Semifinals - Race 2
		40	Men's Madison Final
		4	Women's Sprint Semifinals - Decider
		30	Women's Omnium Points Race 4\4
		8	Women's Sprint Finals - Race 1
		6	Men's Madison, Victory Ceremony
		6	Women's Omnium, Victory Ceremony
		9	Men's Keirin Second Round
		22	Men's Scratch Race Final
		8	Women's Sprint Finals - Race 2
		10	Men's Keirin Finals
		4	Women's Sprint Finals - Decider
		6	Men's Scratch Race, Victory Ceremony
		6	Men's Keirin, Victory Ceremony
		6	Women's Sprint, Victory Ceremony

Note:
Schedule subject to change.

Competition Schedule / Programme des compétitions

As of SAT 19 JAN 2019

Date	Session Time	Duration Time	Event
SUN 20 JAN	9:00 / 12:23	35	Men's Sprint Qualifying
		14	Women's Keirin First Round
		38	Men's Sprint 1/16 Finals
		16	Men's Omnium Scratch Race 1\4
		25	Men's Sprint 1/8 Finals
		14	Women's Keirin First Round Repechage
		16	Men's Sprint Quarterfinals - Race 1
		15	Men's Omnium Tempo Race 2\4
		16	Men's Sprint Quarterfinals - Race 2
		10	Break
		4	Men's Sprint Quarterfinals - Decider
	15:04 / 18:18	8	Men's Sprint Semifinals - Race 1
		17	Men's Omnium Elimination Race 3\4
		8	Men's Sprint Semifinals - Race 2
		30	Women's Madison Final
		4	Men's Sprint Semifinals - Decider
		33	Men's Omnium Points Race 4\4
		8	Men's Sprint Finals - Race 1
		6	Women's Madison, Victory Ceremony
		6	Men's Omnium, Victory Ceremony
		9	Women's Keirin Second Round
		17	Women's Scratch Race Final
		8	Men's Sprint Finals - Race 2
		10	Women's Keirin Finals
		4	Men's Sprint Finals - Decider
		6	Women's Scratch Race, Victory Ceremony
		6	Women's Keirin, Victory Ceremony
		6	Men's Sprint, Victory Ceremony
		8	World Cup Round Winner

Note:
Schedule subject to change.

Commissaires Decisions Day 1

Women's Team Sprint

Team New Zealand (NZL): Relegated as per rule 3.2.153. At the completion of his lap, the leading edge of the leading rider's front wheel must cross the pursuit line ahead of the leading edge of the front wheel of the following rider. Thereafter, the leading rider must draw aside immediately and ride above the sprinter's line no later than within 15 meters after the pursuit line.

Commissaires Decisions Day 2

Madison

Team Switzerland (SUI): Warning for moving down towards the inside of the track when a rival was already there.

Men's Keirin

Second Round; Rider 67 SCHMID Jacob (AUS): Warning for entering the sprinter's lane when the opponent was already there.

Finals; Rider 67 SCHMID Jacob (AUS): Relegation for moving down towards the inside of the track when a rival was already there plus a warning given.

Rider 167 DAWKINS Edward (NZL): Fine for taking off their helmet when on the track after passing the finish line CHF100.

Commissaires Decisions Day 3

Women's Keirin

First Round: Rider 123 BAO Shanju (HBT); Relegation for entering the sprinter's lane when the opponent was already there.

Second Round: Rider 119 MARCHANT Katy (GBR); Warning for moving down towards the inside of the track when a rival was already there.

Men's Omnium

Points Race; Rider 30 BERTAZZO Liam (ITA): Warning for incorrect behavior.

Women's Scratch Race

Rider 52 LUO Yiwei (SIN) fined CHF50 as per article 1.2.055 for failure to take the start.

Medallists by Event / Médaillé(e)s par épreuve

As of SUN 20 JAN 2019 at 17:56

AFTER 14 OF 14 EVENTS

Event	Date	Medal	Name	Team Code
Men's Sprint	20 JAN 2019	GOLD	HART Nathan	AUS
		SILVER	RUDYK Mateusz	POL
		BRONZE	VIGIER Sebastien	FRA
Women's Keirin	20 JAN 2019	GOLD	LEE Wai Sze	HKG
		SILVER	MARCHANT Katy	GBR
		BRONZE	BASOVA Liubov	UKR
Women's Scratch Race	20 JAN 2019	GOLD	FIDANZA Martina	ITA
		SILVER	PIKULIK Daria	POL
		BRONZE	HODGES Jessie	SUB
Men's Omnium	20 JAN 2019	GOLD	IMHOF Claudio	SUI
		SILVER	TSISHKOU Raman	BLR
		BRONZE	BERTAZZO Liam	ITA
Women's Madison	20 JAN 2019	GOLD	D'HOORE Jolien KOPECKY Lotte	BEL
		SILVER	PATERNOSTER Letizia CONFALONIERI Maria Giulia	ITA
		BRONZE	SHEATH Racquel BUCHANAN Rushlee	NZL
Women's Sprint	19 JAN 2019	GOLD	LEE Wai Sze	HKG
		SILVER	STARIKOVA Olena	UKR
		BRONZE	McCULLOCH Kaarle	AUS
Men's Keirin	19 JAN 2019	GOLD	DAWKINS Edward	NZL
		SILVER	LAFARGUE Quentin	FRA
		BRONZE	NITTA Yudai	JPN
Men's Scratch Race	19 JAN 2019	GOLD	VOLIKAKIS Christos	GRE
		SILVER	SCHIR Thery	SUI
		BRONZE	MATZNER Stefan	AUT
Women's Omnium	19 JAN 2019	GOLD	EDMONSON Annette	AUS
		SILVER	BEVERIDGE Allison	CAN
		BRONZE	KAJIHARA Yumi	JPN
Men's Madison	19 JAN 2019	GOLD	STEWART Campbell GATE Aaron	NZL
		SILVER	HAVIK Yoeri PIETERS Roy	NED
		BRONZE	HOLLOWAY Daniel HEGYVARY Adrian	USA

Medallists by Event / Médaillé(e)s par épreuve

As of SUN 20 JAN 2019 at 17:56

AFTER 14 OF 14 EVENTS

Event	Date	Medal	Name	Team Code
Men's Team Sprint	18 JAN 2019	GOLD	MITCHELL Ethan WEBSTER Sam DAWKINS Edward	NZL
		SILVER	HART Nathan SCHMID Jacob CLARKE Thomas	AUS
		BRONZE	BAUGE Gregory VIGIER Sebastien D'ALMEIDA Michael LAFARGUE Quentin	FRA
Women's Team Sprint	18 JAN 2019	GOLD	SONG Chaorui BAO Shanju	HBT
		SILVER	CLAIR Sandie GROS Mathilde	FRA
		BRONZE	KARWACKA Marlena LOS Urszula	POL
Men's Team Pursuit	18 JAN 2019	GOLD	GOUGH Regan STEWART Campbell KERBY Jordan KERGOZOU Nicholas SEXTON Tom	NZL
		SILVER	CAVES Aidan GEE Derek JAMIESON Adam LAMOUREUX Jay de HAITRE Vincent	CAN
		BRONZE	IMHOF Claudio BISSEGGGER Stefan PASCHE Frank THIERY Cyrille RUEGG Lukas	SUI

Medallists by Event / Médaillé(e)s par épreuve

As of SUN 20 JAN 2019 at 17:56

AFTER 14 OF 14 EVENTS

Event	Date	Medal	Name	Team Code
Women's Team Pursuit	18 JAN 2019	GOLD	SHEATH Racquel BOTH A Bryony BUCHANAN Rushlee JAMES Kirstie DRUMMOND Michaela	NZL
		SILVER	BEVERIDGE Allison BONHOMME Ariane FOREMAN-MACKEY Annie SIMMERLING Georgia	CAN
		BRONZE	BALSAMO Elisa PATERNOSTER Letizia ALZINI Martina CAVALLI Marta	ITA

Note:

All riders who competed for a team in any phase are listed on this output.

Medal Standings / Classement des médailles

As of SUN 20 JAN 2019 at 17:56

AFTER 14 OF 14 EVENTS

Rank	Team Code	Men				Women				Total				Rank by Total
		G	S	B	Tot.	G	S	B	Tot.	G	S	B	Tot.	
1	NZL - New Zealand	4			4	1		1	2	5		1	6	1
2	AUS - Australia	1	1		2	1		1	2	2	1	1	4	=2
3	HKG - Hong Kong, China					2			2	2			2	=4
4	ITA - Italy			1	1	1	1	1	3	1	1	2	4	=2
5	SUI - Switzerland	1	1	1	3					1	1	1	3	=3
6	BEL - Belgium					1			1	1			1	=5
6	GRE - Greece	1			1					1			1	=5
6	HBT - Holy Brother Cycling Team					1			1	1			1	=5
9	CAN - Canada		1		1		2		2		3		3	=3
10	FRA - France		1	2	3		1		1		2	2	4	=2
11	POL - Poland		1		1		1	1	2		2	1	3	=3
12	UKR - Ukraine						1	1	2		1	1	2	=4
13	BLR - Belarus		1		1						1		1	=5
13	GBR - Great Britain						1		1		1		1	=5
13	NED - Netherlands		1		1						1		1	=5
16	JPN - Japan			1	1			1	1			2	2	=4
17	AUT - Austria			1	1							1	1	=5
17	SUB - Subway New Zealand Track Trade Team							1	1			1	1	=5
17	USA - United States			1	1							1	1	=5
	Total:	7	7	7	21	7	7	7	21	14	14	14	42	

Note:
Rank by Total is calculated by the total number of gold, silver and bronze medals.

Legend:
 = Equal sign indicates that two or more Team Codes share the same rank by total
G Gold **S** Silver **B** Bronze **Tot.** Total

Team World Cup Standings / Classement coupe du monde par équipes

As of SUN 20 JAN 2019

Event No 1	Saint-Quentin-en-Yvelines (FRA)	19-21 OCT 2018
Event No 2	Milton (CAN)	26-28 OCT 2018
Event No 3	Berlin (GER)	30 NOV-2 DEC 2018
Event No 4	London (GBR)	14-16 DEC 2018
Event No 5	Cambridge (NZL)	18-20 JAN 2019
Event No 6	Hong-Kong (HKG)	25-27 JAN 2019

Rank	Name	Team Code	Event No 1	Event No 2	Event No 3	Event No 4	Event No 5	Event No 6	Total Points
1	Great Britain	GBR	6837.5	6251.0	5876.0	6526.0	950.0		26440.5
2	Australia	AUS	6315.0	3375.0	5225.0	2475.0	4265.0		21655.0
3	Germany	GER	5415.0	4991.0	5885.0	4190.0	530.0		21011.0
4	France	FRA	5435.0	5687.5	1975.0	3840.0	2825.0		19762.5
5	Netherlands	NED	4636.0	3225.0	5360.0	4500.0	860.0		18581.0
6	Poland	POL	4839.5	3132.0	3484.5	3844.5	3160.0		18460.5
7	Italy	ITA	4551.0	2978.0	3435.0	3190.0	3900.0		18054.0
8	New Zealand	NZL	5060.0	4588.5		225.0	7000.0		16873.5
9	Russian Federation	RUS	3740.0	3235.0	3423.5	1305.5	2628.5		14332.5
10	Ukraine	UKR	3876.0	1805.0	2725.0	2016.0	3575.0		13997.0
11	Canada	CAN	275.0	3796.0	3227.0	1720.0	4060.0		13078.0
12	Spain	ESP	2355.5	2340.5	2272.0	1964.5	2162.5		11095.0
13	Belgium	BEL	2110.0	1625.0	2260.0	2985.0	2070.0		11050.0
14	China	CHN	1207.0	656.0	2522.5	2837.5	3172.5		10395.5
15	Denmark	DEN	3055.0	2530.0	2800.0	1500.0	300.0		10185.0
16	United States	USA	170.0	3476.0	1450.0	1350.0	2440.0		8886.0
17	Japan	JPN	576.0	2141.0	1682.0	530.0	3947.5		8876.5
18	Belarus	BLR	2970.0	1515.0	1170.0	427.5	1760.0		7842.5
19	Lithuania	LTU	2021.0	1616.0	1626.0	1362.0	1006.0		7631.0
20	Czech Republic	CZE	1509.5	1454.5	1896.0	1029.5	1705.0		7594.5
21	Switzerland	SUI	1710.0	1830.0	975.0	835.0	2050.0		7400.0
22	Hong Kong, China	HKG	2077.0	1787.0	561.0	652.0	1840.0		6917.0
23	Ireland	IRL	2120.0	1511.0	1265.0	1650.0	295.0		6841.0
24	Gazprom-Rusvelo	RVL	1787.5	1126.0	1930.0	1050.0			5893.5
25	Beat Cycling Club	BCC	555.0	1350.0	1912.5	1020.0			4837.5
26	Mexico	MEX		1786.0	1216.0	1256.0			4258.0
27	Huub Wattbike Test Team	HUB	940.0	1010.0	1000.0	1000.0			3950.0
28	Republic of Korea	KOR			1781.0	2135.0			3916.0
29	Malaysia	MAS	764.5	685.5	794.5	1020.0	485.0		3749.5
30	Colombia	COL	723.5	1004.5	815.0	1035.0			3578.0
31	Austria	AUT	1585.0	275.0	400.0	420.0	805.0		3485.0
32	Portugal	POR	985.0		405.0	385.0	1220.0		2995.0
33	Greece	GRE	805.0	400.0	375.0	375.0	875.0		2830.0
34	Kazakhstan	KAZ	712.0		859.5		620.0		2191.5
35	Trinidad and Tobago	TTO			842.5	1260.0			2102.5
36	Subway New Zealand Track Trade Team	SUB					2030.0		2030.0
37	Hungary	HUN	565.0	290.0	201.0	260.0	560.0		1876.0
38	P2m	PTM		1431.0	51.0	121.0	180.0		1783.0
39	Japan Professional Cyclist Association	JPC	501.0	485.0	191.0		400.0		1577.0
40	Norway	NOR	370.0	250.0	225.0	100.0	500.0		1445.0
41	Track-Team Brandenburg	TTB	525.0		910.0				1435.0
42	Giant-Max Success Sports Pro Cycling	MSP	210.0	265.0	101.0	315.0	525.0		1416.0
43	Chinese Taipei	TPE			485.0	160.0	700.0		1345.0

Team World Cup Standings / Classement coupe du monde par équipes

As of SUN 20 JAN 2019

Rank	Name	Team Code	Event No 1	Event No 2	Event No 3	Event No 4	Event No 5	Event No 6	Total Points
44	Dream Seeker	DSR	475.0	255.0	480.0				1210.0
45	Team Vantage New Zealand Track Trade Team	VNZ					1160.0		1160.0
46	Holy Brother Cycling Team	HBT					987.5		987.5
47	Slovakia	SVK	340.0	425.0	110.0				875.0
48	Eustrak-Euskadi	EUS	420.0				425.0		845.0
49	Venezuela	VEN	326.0		221.0	287.0			834.0
50	Team Breeze	TBR				750.0			750.0
51	Look Cycle China Proteam	LCT					737.5		737.5
52	Argentina	ARG	195.0	175.0			355.0		725.0
53	Suriname	SUR	250.0	146.0	1.0	325.0			722.0
54	Team Inspired	TIN			395.0	205.0			600.0
55	Cycling Team Friuli	CTF	82.0		51.0	175.0	120.0		428.0
56	Brazil	BRA	191.0	81.0	51.0	81.0			404.0
57	Barbados	BAR	235.0	150.0					385.0
58	Lokosphinx	LOK			380.0				380.0
59	Singapore	SIN	170.0	90.0			90.0		350.0
60	Maloja Pushbikers	MPB	310.0						310.0
61	Marathon-Tula Cycling Team	MCT		80.0	220.0				300.0
62	India	IND			266.0				266.0
63	Chile	CHI					205.0		205.0
64	T°Red Factory Racing Team	TRD	176.0						176.0
65	Jamaica	JAM		80.0		80.0			160.0
66	Azerbaijan	AZE	1.0	1.0	50.0	1.0	100.0		153.0
67	South Africa	RSA	3.0	81.0					84.0
68	Team Drive Phase Sport	DPS		80.0					80.0
69	Egypt	EGY			80.0				80.0
70	Algeria	ALG	50.0						50.0

Number of Entries by Team / Nombre d'inscrits par équipes

As of 20 JAN 2019

Team Code	Men								Women								Total Riders
	Ind. Sprint	Keirin	Scratch Race	Omnium	Team Sprint	Team Pursuit	Madison	Riders	Ind. Sprint	Keirin	Scratch Race	Omnium	Team Sprint	Team Pursuit	Madison	Riders	
ARG		1		1				2									2
AUS	2	2	1	2	3	5	3	8	1	1		1				2	10
AUT			1				2	2			1	1				1	3
AZE		1						1									1
BAR											1	1				1	1
BEL									1	1	2	2		5	3	6	6
BLR			2	2			2	2			2	2			2	2	4
CAN	1	1		2		5		7	2	2		1	2	5	2	7	14
CHI							2	2									2
CHN	1	2	1	1	4	4		8	2	1	1	1	2	4	2	7	15
CTF										1						1	1
CZE	3	2			3			3			2	2			2	2	5
DEN				1				1									1
ESP	3	2	1	1	3		2	5	2	2	1	1	2			3	8
FRA	3	2			4			4	2	2			2			2	6
GBR									2	2			2			2	2
GER											2	2			2	2	2
GRE			2	2				2									2
HBT					3			3	1	1			2			2	5
HKG			1	2			2	2	2	2		1	2		2	4	6
HUN	1	1	1	1				2									2
IRL									1	1						1	1
ITA			2	2		5	3	5	1	1	2	2	2	5	3	7	12
JPC	1	1						1									1
JPN	2	2		2	3	5		8			1	2		5	2	5	13
KAZ	3	2			4			4									4
LCT					3			3					2			2	5
LTU	1	1						1	2	1	1	1	2			3	4
MAC			1					1									1
MAS	1	1						1									1
MSP													2			2	2
NED			1	1			2	3									3
NOR											1	1				1	1
NZL	3	2	2	2	3	5	3	9	1	1	2	2	2	5	3	8	17
POL	3	2			3			3	2	2	1	1	2			3	6
POR			1	2			2	2			1	1				1	3
PTM	1	1						1									1
RUS	2	1	2	2	4	5	3	11			2	1			2	2	13
RVL		1						1									1
SIN											1	1				1	1
SUB									1	1	1		3	5		8	8
SUI			2	2		5	3	6									6
TPE		1						1		1	1	1				2	3
UKR			2	2		5	3	5	2	1	2	2	2	4	3	6	11
USA			1	1		5	2	6	2	2			2			2	8
VNZ	2	2			4	5		9									9
Total	33	31	24	31	44	54	34	135	27	26	28	30	33	38	28	98	233

INDEX OF COMMUNIQUES BY EVENT

CAMBRIDGE

Event / Epreuves		Description		Report	No.
GENERAL COMMUNIQUES / COMMUNIQUES GENERAUX					
College of Commissaires	<i>Collège des Commissaires</i>	UCI Technical Officials	<i>Officiels Techniques de l'UCI</i>	Information	1
College of Commissaires	<i>Collège des Commissaires</i>	General Information	<i>Informations Générales</i>	Information	2
College of Commissaires	<i>Collège des Commissaires</i>	Technical Information	<i>Informations Techniques</i>	Information	3
College of Commissaires	<i>Collège des Commissaires</i>	Antidoping Control	<i>Contrôle Anti-dopage</i>	Information	4
College of Commissaires	<i>Collège des Commissaires</i>	List of Entered Teams	<i>Liste des Equipes Engagées</i>	Information	5
College of Commissaires	<i>Collège des Commissaires</i>	Entry List by Team - Men	<i>Liste des Inscrits par Equipes - Hommes</i>	Information	6
College of Commissaires	<i>Collège des Commissaires</i>	Entry List by Team - Women	<i>Liste des Inscrits par Equipes - Femmes</i>	Information	7
College of Commissaires	<i>Collège des Commissaires</i>	Competition Schedule Day 1	<i>Programme des Compétitions Jour 1</i>	Schedule / Programme	8
College of Commissaires	<i>Collège des Commissaires</i>	Competition Schedule Day 2	<i>Programme des Compétitions Jour 2</i>	Schedule / Programme	9
College of Commissaires	<i>Collège des Commissaires</i>	Competition Schedule Day 3	<i>Programme des Compétitions Jour 3</i>	Schedule / Programme	10
College of Commissaires	<i>Collège des Commissaires</i>	Decisions Day 1	<i>Décisions Jour 1</i>	Information	11
College of Commissaires	<i>Collège des Commissaires</i>	Decisions Day 2	<i>Décisions Jour 2</i>	Information	12
College of Commissaires	<i>Collège des Commissaires</i>	Decisions Day 3	<i>Décisions Jour 3</i>	Information	13
Day 1	<i>Jour 1</i>	Medallists by Event	<i>Médailles par Epreuve</i>	Standing / Classement	168
Day 1	<i>Jour 1</i>	Medal Standings	<i>Classement des Médailles</i>	Standing / Classement	169
Day 2	<i>Jour 2</i>	Medallists by Event	<i>Médailles par Epreuve</i>	Standing / Classement	170
Day 2	<i>Jour 2</i>	Medal Standings	<i>Classement des Médailles</i>	Standing / Classement	171
Day 3	<i>Jour 3</i>	Medallists by Event	<i>Médailles par Epreuve</i>	Standing / Classement	172
Day 3	<i>Jour 3</i>	Medal Standings	<i>Classement des Médailles</i>	Standing / Classement	173
Final	<i>Final</i>	Team World Cup Standings	<i>Classements Coupe du Monde des équipes</i>	Standing / Classement	174
Final	<i>Final</i>	Number of Entries by Team	<i>Nombre d'Inscrits par Equipes</i>	Standing / Classement	175
College of Commissaires	<i>Collège des Commissaires</i>	Index	<i>Table des matières</i>	Information	176
MEN / HOMMES					
M - TEAM SPRINT / H - VITESSE PAR EQUIPES					
Team Sprint	<i>Vitesse par équipes</i>	Qualifying	<i>Qualifications</i>	Start List / Liste de départ	14
Team Sprint	<i>Vitesse par équipes</i>	Qualifying	<i>Qualifications</i>	Results / Résultats	15
Team Sprint	<i>Vitesse par équipes</i>	1/2 Final	<i>1/2 Finale</i>	Start List / Liste de départ	16
Team Sprint	<i>Vitesse par équipes</i>	1/2 Final	<i>1/2 Finale</i>	Results / Résultats	17
Team Sprint	<i>Vitesse par équipes</i>	Finals 3-4 & 1-2	<i>Finales 3-4 & 1-2</i>	Start List / Liste de départ	18
Team Sprint	<i>Vitesse par équipes</i>	Finals 3-4 & 1-2	<i>Finales 3-4 & 1-2</i>	Results / Résultats	19
Team Sprint	<i>Vitesse par équipes</i>	World Cup Standings	<i>Classement Coupe du Monde</i>	Standing / Classement	20
M - SPRINT / H - VITESSE					
Sprint 200m t.t.	<i>Vitesse 200m c.l.m.</i>	Qualifying	<i>Qualifications</i>	Start List / Liste de départ	21
Sprint 200m t.t.	<i>Vitesse 200m c.l.m.</i>	Qualifying	<i>Qualifications</i>	Results / Résultats	22
Sprint	<i>Vitesse</i>	1/16 Final	<i>1/16 Finale</i>	Start List / Liste de départ	23
Sprint	<i>Vitesse</i>	1/16 Final	<i>1/16 Finale</i>	Results / Résultats	24
Sprint	<i>Vitesse</i>	1/8 Final	<i>1/8 Finale</i>	Start List / Liste de départ	25
Sprint	<i>Vitesse</i>	1/8 Final	<i>1/8 Finale</i>	Results / Résultats	26
Sprint	<i>Vitesse</i>	1/4 Final	<i>1/4 Finale</i>	Start List / Liste de départ	27
Sprint	<i>Vitesse</i>	1/4 Final	<i>1/4 Finale</i>	Results / Résultats	28
Sprint	<i>Vitesse</i>	1/2 Final	<i>1/2 Finale</i>	Start List / Liste de départ	29
Sprint	<i>Vitesse</i>	1/2 Final	<i>1/2 Finale</i>	Results / Résultats	30
Sprint	<i>Vitesse</i>	Finals 3-4 & 1-2	<i>Finales 3-4 & 1-2</i>	Start List / Liste de départ	31
Sprint	<i>Vitesse</i>	Finals 3-4 & 1-2	<i>Finales 3-4 & 1-2</i>	Results / Résultats	32
Sprint	<i>Vitesse</i>	Summary	<i>Résumé</i>	Results / Résultats	33
Sprint	<i>Vitesse</i>	World Cup Standings	<i>Classement Coupe du Monde</i>	Standing / Classement	34
M - KEIRIN / H - KEIRIN					
Keirin	<i>Keirin</i>	1st round	<i>1er tour de compétition</i>	Start List / Liste de départ	35
Keirin	<i>Keirin</i>	1st round	<i>1er tour de compétition</i>	Results / Résultats	36
Keirin	<i>Keirin</i>	Repechages	<i>Repêchages</i>	Start List / Liste de départ	37
Keirin	<i>Keirin</i>	Repechages	<i>Repêchages</i>	Results / Résultats	38
Keirin	<i>Keirin</i>	2nd round	<i>2e tour de compétition</i>	Start List / Liste de départ	39
Keirin	<i>Keirin</i>	2nd round	<i>2e tour de compétition</i>	Results / Résultats	40
Keirin	<i>Keirin</i>	Finals places 7-12 & 1-6	<i>Finales places 7-12 & 1-6</i>	Start List / Liste de départ	41
Keirin	<i>Keirin</i>	Finals places 7-12 & 1-6	<i>Finales places 7-12 & 1-6</i>	Results / Résultats	42
Keirin	<i>Keirin</i>	World Cup Standings	<i>Classement Coupe du Monde</i>	Standing / Classement	43
M - TEAM PURSUIT / H - POURSUITE PAR EQUIPES					
Team pursuit	<i>Poursuite par équipes</i>	Qualifying	<i>Qualifications</i>	Start List / Liste de départ	44
Team pursuit	<i>Poursuite par équipes</i>	Qualifying	<i>Qualifications</i>	Results / Résultats	45
Team pursuit	<i>Poursuite par équipes</i>	1/2 Final	<i>1/2 Finale</i>	Start List / Liste de départ	46
Team pursuit	<i>Poursuite par équipes</i>	1/2 Final	<i>1/2 Finale</i>	Results / Résultats	47
Team pursuit	<i>Poursuite par équipes</i>	Finals	<i>Finales</i>	Start List / Liste de départ	48
Team pursuit	<i>Poursuite par équipes</i>	Finals	<i>Finales</i>	Results / Résultats	49
Team pursuit	<i>Poursuite par équipes</i>	World Cup Standings	<i>Classement Coupe du Monde</i>	Standing / Classement	50
M - OMNIUM / H - OMNIUM					
Omnium I	<i>Omnium I</i>	Scratch 10 km	<i>Scratch 10 km</i>	Start List / Liste de départ	51
Omnium I	<i>Omnium I</i>	Scratch 10 km	<i>Scratch 10 km</i>	Results / Résultats	52
Omnium	<i>Omnium</i>	Gen. Class. after event 1	<i>Class. Gén. après épreuve 1</i>	Results / Résultats	53
Omnium II	<i>Omnium II</i>	Tempo Race 10 km	<i>Course Tempo 10 km</i>	Start List / Liste de départ	54
Omnium II	<i>Omnium II</i>	Tempo Race 10 km	<i>Course Tempo 10 km</i>	Results / Résultats	55
Omnium	<i>Omnium</i>	Gen. Class. after event 2	<i>Class. Gén. après épreuve 2</i>	Results / Résultats	56
Omnium III	<i>Omnium III</i>	Elimination	<i>Elimination</i>	Start List / Liste de départ	57
Omnium III	<i>Omnium III</i>	Elimination	<i>Elimination</i>	Results / Résultats	58
Omnium	<i>Omnium</i>	Gen. Class. after event 3	<i>Class. Gén. après épreuve 3</i>	Results / Résultats	59
Omnium IV	<i>Omnium IV</i>	Points Race 25 km	<i>Course aux Points 25 km</i>	Start List / Liste de départ	60
Omnium IV	<i>Omnium IV</i>	Points Race 25 km	<i>Course aux Points 25 km</i>	Results / Résultats	61
Omnium	<i>Omnium</i>	Final Classification	<i>Classement final</i>	Results / Résultats	62
Omnium	<i>Omnium</i>	World Cup Standings	<i>Classement Coupe du Monde</i>	Standing / Classement	63
M - MADISON / H - MADISON					
Madison 30 km	<i>Madison 30 km</i>	Final	<i>Finale</i>	Start List / Liste de départ	64
Madison 30 km	<i>Madison 30 km</i>	Final	<i>Finale</i>	Results / Résultats	65
Madison	<i>Madison</i>	World Cup Standings	<i>Classement Coupe du Monde</i>	Standing / Classement	66
M - SCRATCH / H - SCRATCH					
Scratch 7.5 km	<i>Scratch 7.5 km</i>	Qualifying Heat 1	<i>Qualifications Manche 1</i>	Start List / Liste de départ	74
Scratch 7.5 km	<i>Scratch 7.5 km</i>	Qualifying Heat 1	<i>Qualifications Manche 1</i>	Results / Résultats	75
Scratch 7.5 km	<i>Scratch 7.5 km</i>	Qualifying Heat 2	<i>Qualifications Manche 2</i>	Start List / Liste de départ	76
Scratch 7.5 km	<i>Scratch 7.5 km</i>	Qualifying Heat 2	<i>Qualifications Manche 2</i>	Results / Résultats	77
Scratch 15 km	<i>Scratch 15 km</i>	Final	<i>Finale</i>	Start List / Liste de départ	78
Scratch 15 km	<i>Scratch 15 km</i>	Final	<i>Finale</i>	Results / Résultats	79
Scratch	<i>Scratch</i>	World Cup Standings	<i>Classement Coupe du Monde</i>	Standing / Classement	80

INDEX OF COMMUNIQUEs BY EVENT

WOMEN / FEMMES					
W - TEAM SPRINT / F - VITESSE PAR EQUIPES					
Team Sprint	<i>Vitesse par équipes</i>	Qualifying	<i>Qualifications</i>	Start List / <i>Liste de départ</i>	91
Team Sprint	<i>Vitesse par équipes</i>	Qualifying	<i>Qualifications</i>	Results / <i>Résultats</i>	92
Team Sprint	<i>Vitesse par équipes</i>	1/2 Final	<i>1/2 Finale</i>	Start List / <i>Liste de départ</i>	93
Team Sprint	<i>Vitesse par équipes</i>	1/2 Final	<i>1/2 Finale</i>	Results / <i>Résultats</i>	94
Team Sprint	<i>Vitesse par équipes</i>	Finals 3-4 & 1-2	<i>Finales 3-4 & 1-2</i>	Start List / <i>Liste de départ</i>	95
Team Sprint	<i>Vitesse par équipes</i>	Finals 3-4 & 1-2	<i>Finales 3-4 & 1-2</i>	Results / <i>Résultats</i>	96
Team Sprint	<i>Vitesse par équipes</i>	World Cup Standings	<i>Classement Coupe du Monde</i>	Standing / <i>Classement</i>	97
W - SPRINT / F - VITESSE					
Sprint 200m t.t.	<i>Vitesse 200m c.l.m.</i>	Qualifying	<i>Qualifications</i>	Start List / <i>Liste de départ</i>	98
Sprint 200m t.t.	<i>Vitesse 200m c.l.m.</i>	Qualifying	<i>Qualifications</i>	Results / <i>Résultats</i>	99
Sprint	<i>Vitesse</i>	1/16 Final	<i>1/16 Finale</i>	Start List / <i>Liste de départ</i>	100
Sprint	<i>Vitesse</i>	1/16 Final	<i>1/16 Finale</i>	Results / <i>Résultats</i>	101
Sprint	<i>Vitesse</i>	1/8 Final	<i>1/8 Finale</i>	Start List / <i>Liste de départ</i>	102
Sprint	<i>Vitesse</i>	1/8 Final	<i>1/8 Finale</i>	Results / <i>Résultats</i>	103
Sprint	<i>Vitesse</i>	1/4 Final	<i>1/4 Finale</i>	Start List / <i>Liste de départ</i>	104
Sprint	<i>Vitesse</i>	1/4 Final	<i>1/4 Finale</i>	Results / <i>Résultats</i>	105
Sprint	<i>Vitesse</i>	1/2 Final	<i>1/2 Finale</i>	Start List / <i>Liste de départ</i>	106
Sprint	<i>Vitesse</i>	1/2 Final	<i>1/2 Finale</i>	Results / <i>Résultats</i>	107
Sprint	<i>Vitesse</i>	Finals 3-4 & 1-2	<i>Finales 3-4 & 1-2</i>	Start List / <i>Liste de départ</i>	108
Sprint	<i>Vitesse</i>	Finals 3-4 & 1-2	<i>Finales 3-4 & 1-2</i>	Results / <i>Résultats</i>	109
Sprint	<i>Vitesse</i>	Summary	<i>Résumé</i>	Results / <i>Résultats</i>	110
Sprint	<i>Vitesse</i>	World Cup Standings	<i>Classement Coupe du Monde</i>	Results / <i>Résultats</i>	111
W - KEIRIN / F - KEIRIN					
Keirin	<i>Keirin</i>	1st round	<i>1er tour de compétition</i>	Start List / <i>Liste de départ</i>	112
Keirin	<i>Keirin</i>	1st round	<i>1er tour de compétition</i>	Results / <i>Résultats</i>	113
Keirin	<i>Keirin</i>	Repechages	<i>Repêchages</i>	Start List / <i>Liste de départ</i>	114
Keirin	<i>Keirin</i>	Repechages	<i>Repêchages</i>	Results / <i>Résultats</i>	115
Keirin	<i>Keirin</i>	2nd round	<i>2e tour de compétition</i>	Start List / <i>Liste de départ</i>	116
Keirin	<i>Keirin</i>	2nd round	<i>2e tour de compétition</i>	Results / <i>Résultats</i>	117
Keirin	<i>Keirin</i>	Finals places 7-12 & 1-6	<i>Finales places 7-12 & 1-6</i>	Start List / <i>Liste de départ</i>	118
Keirin	<i>Keirin</i>	Finals places 7-12 & 1-6	<i>Finales places 7-12 & 1-6</i>	Results / <i>Résultats</i>	119
Keirin	<i>Keirin</i>	World Cup Standings	<i>Classement Coupe du Monde</i>	Standing / <i>Classement</i>	120
W - TEAM PURSUIT / F - POURSUITE PAR EQUIPES					
Team pursuit	<i>Poursuite par équipes</i>	Qualifying	<i>Qualifications</i>	Start List / <i>Liste de départ</i>	121
Team pursuit	<i>Poursuite par équipes</i>	Qualifying	<i>Qualifications</i>	Results / <i>Résultats</i>	122
Team pursuit	<i>Poursuite par équipes</i>	1/2 Final	<i>1/2 Finale</i>	Start List / <i>Liste de départ</i>	123
Team pursuit	<i>Poursuite par équipes</i>	1/2 Final	<i>1/2 Finale</i>	Results / <i>Résultats</i>	124
Team pursuit	<i>Poursuite par équipes</i>	Finals	<i>Finales</i>	Start List / <i>Liste de départ</i>	125
Team pursuit	<i>Poursuite par équipes</i>	Finals	<i>Finales</i>	Results / <i>Résultats</i>	126
Team pursuit	<i>Poursuite par équipes</i>	World Cup Standings	<i>Classement Coupe du Monde</i>	Standing / <i>Classement</i>	127
W - OMNIUM / F - OMNIUM					
Omnium I	<i>Omnium I</i>	Scratch 7.5 km	<i>Scratch 7.5 km</i>	Start List / <i>Liste de départ</i>	128
Omnium I	<i>Omnium I</i>	Scratch 7.5 km	<i>Scratch 7.5 km</i>	Results / <i>Résultats</i>	129
Omnium	<i>Omnium</i>	Gen. Class. after event 1	<i>Class. Gén. après épreuve 1</i>	Results / <i>Résultats</i>	130
Omnium II	<i>Omnium II</i>	Tempo Race 7.5 km	<i>Course Tempo 7.5 km</i>	Start List / <i>Liste de départ</i>	131
Omnium II	<i>Omnium II</i>	Tempo Race 7.5 km	<i>Course Tempo 7.5 km</i>	Results / <i>Résultats</i>	132
Omnium	<i>Omnium</i>	Gen. Class. after event 2	<i>Class. Gén. après épreuve 2</i>	Results / <i>Résultats</i>	133
Omnium III	<i>Omnium III</i>	Elimination	<i>Elimination</i>	Start List / <i>Liste de départ</i>	134
Omnium III	<i>Omnium III</i>	Elimination	<i>Elimination</i>	Results / <i>Résultats</i>	135
Omnium	<i>Omnium</i>	Gen. Class. after event 3	<i>Class. Gén. après épreuve 3</i>	Results / <i>Résultats</i>	136
Omnium IV	<i>Omnium IV</i>	Points Race 20 km	<i>Course aux Points 20 km</i>	Start List / <i>Liste de départ</i>	137
Omnium IV	<i>Omnium IV</i>	Points Race 20 km	<i>Course aux Points 20 km</i>	Results / <i>Résultats</i>	138
Omnium	<i>Omnium</i>	Final Classification	<i>Classement final</i>	Results / <i>Résultats</i>	139
Omnium	<i>Omnium</i>	World Cup Standings	<i>Classement Coupe du Monde</i>	Start List / <i>Liste de départ</i>	140
W - MADISON / F - MADISON					
Madison 20 km	<i>Madison 20 km</i>	Final	<i>Finale</i>	Start List / <i>Liste de départ</i>	141
Madison 20 km	<i>Madison 20 km</i>	Final	<i>Finale</i>	Results / <i>Résultats</i>	142
Madison	<i>Madison</i>	World Cup Standings	<i>Classement Coupe du Monde</i>	Standing / <i>Classement</i>	143
W - SCRATCH / F - SCRATCH					
Scratch 5 km	<i>Scratch 5 km</i>	Qualifying Heat 1	<i>Qualifications Manche 1</i>	Start List / <i>Liste de départ</i>	151
Scratch 5 km	<i>Scratch 5 km</i>	Qualifying Heat 1	<i>Qualifications Manche 1</i>	Results / <i>Résultats</i>	152
Scratch 5 km	<i>Scratch 5 km</i>	Qualifying Heat 2	<i>Qualifications Manche 2</i>	Start List / <i>Liste de départ</i>	153
Scratch 5 km	<i>Scratch 5 km</i>	Qualifying Heat 2	<i>Qualifications Manche 2</i>	Results / <i>Résultats</i>	154
Scratch 10 km	<i>Scratch 10 km</i>	Final	<i>Finale</i>	Start List / <i>Liste de départ</i>	155
Scratch 10 km	<i>Scratch 10 km</i>	Final	<i>Finale</i>	Results / <i>Résultats</i>	156
Scratch	<i>Scratch</i>	World Cup Standings	<i>Classement Coupe du Monde</i>	Standing / <i>Classement</i>	157

INDEX OF COMMUNIQVES BY EVENT

Men's Team Sprint / Vitesse par équipe hommes
World Cup Standings / Classement coupe du monde

As of FRI 18 JAN 2019

Event No 1	Saint-Quentin-en-Yvelines (FRA)	19-21 OCT 2018
Event No 2	Milton (CAN)	26-28 OCT 2018
Event No 3	Berlin (GER)	30 NOV-2 DEC 2018
Event No 4	London (GBR)	14-16 DEC 2018
Event No 5	Cambridge (NZL)	18-20 JAN 2019
Event No 6	Hong-Kong (HKG)	25-27 JAN 2019

Rank	Name	Team Code	Event No 1	Event No 2	Event No 3	Event No 4	Event No 5	Event No 6	Total Points
1	NETHERLANDS	NED	750.0	750.0	750.0	750.0			3000.0
2	FRANCE	FRA	675.0	487.5	525.0	525.0	600.0		2812.5
3	GREAT BRITAIN	GBR	562.5	600.0	675.0	675.0			2512.5
4	POLAND	POL	487.5	450.0	412.5	562.5	450.0		2362.5
5	CZECH REPUBLIC	CZE	412.5	412.5	450.0	262.5	525.0		2062.5
6	GERMANY	GER	450.0	375.0	600.0	600.0			2025.0
7	RUSSIAN FEDERATION	RUS	600.0	285.0	307.5	337.5	337.5		1867.5
8	AUSTRALIA	AUS	525.0	525.0			675.0		1725.0
9	SPAIN	ESP	307.5	337.5	285.0	412.5	307.5		1650.0
10	NEW ZEALAND	NZL	285.0	562.5			750.0		1597.5
11	PEOPLE'S REPUBLIC OF CHINA	CHN			487.5	487.5	562.5		1537.5
12	BEAT CYCLING CLUB	BCC		675.0	562.5				1237.5
13	MALAYSIA	MAS	217.5	262.5	262.5	375.0			1117.5
14	JAPAN	JPN			375.0		487.5		862.5
15	TRINIDAD AND TOBAGO	TTO			337.5	450.0			787.5
16	KAZAKHSTAN	KAZ	240.0		217.5		285.0		742.5
17	BELARUS	BLR	375.0			307.5			682.5
18	COLOMBIA	COL	262.5	307.5					570.0
19	LOOK CYCLE CHINA PROTEAM	LCT					412.5		412.5
20	TEAM VANTAGE NEW ZEALAND TRACK TRA.	VNZ					375.0		375.0
21	GAZPROM-RUSVELO	RVL	337.5						337.5
22	VENEZUELA	VEN				285.0			285.0
23	HOLY BROTHER CYCLING TEAM	HBT					262.5		262.5
24	TRACK-TEAM BRANDENBURG	TTB			240.0				240.0
25	MEXICO	MEX		240.0					240.0

Men's Team Sprint / Vitesse par équipe hommes
Finals / Finales
Results and Final Classification / Résultats et classement final
 Fri 18 Jan 2019 - Race distance: 3 laps

World Record	41.871 GER - Germany	Aguascalientes (MEX)	5 DEC 2013
---------------------	----------------------	----------------------	------------

Rank	Team / Name	Lap 1	Lap 2 Lap 1-2	Time Lap 2-3	Average Speed km/h
------	-------------	-------	------------------	-----------------	--------------------------

Final For Gold

GOLD	1 NZL - New Zealand	17.224	29.885	43.121	62.615
	171 MITCHELL Ethan		12.661	13.236	
	173 WEBSTER Sam				
	167 DAWKINS Edward				
SILVER	2 AUS - Australia	17.209	30.171	43.734	61.737
	63 HART Nathan		12.962	13.563	
	67 SCHMID Jacob				
	62 CLARKE Thomas				

Final For Bronze

BRONZE	3 FRA - France	17.774	30.383	43.328	62.315
	112 BAUGE Gregory		12.609	12.945	
	115 VIGIER Sebastien				
	113 D'ALMEIDA Michael				
	4 CHN - China	17.827	30.539	43.802	61.641
	91 LI Jianxin		12.712	13.263	
	93 XU Chao				
	95 ZHANG Miao				

Eliminated after First round

- 5 CZE - Czech Republic**
 - 104 KELEMEN Pavel
 - 103 BABEK Tomas
 - 105 WAGNER Robin
- 6 JPN - Japan**
 - 140 AMAGAI Kazuki
 - 144 NITTA Yudai
 - 142 FUKAYA Tomohiro
- 7 POL - Poland**
 - 180 BIELECKI Maciej
 - 182 RUDYK Mateusz
 - 181 RAJKOWSKI Patryk
- 8 LCT - Look Cycle China Proteam**
 - 155 ZHAN Zewei
 - 153 LUO Yongjia
 - 154 WANG Tianqi

Did not qualify for First round

- 9 VNZ - Team Vantage New Zealand Track Trade Team**
 - 227 KNIPE Bradly
 - 232 WILLIAMS Zac
 - 225 DAKIN Samuel
- 10 RUS - Russian Federation**
 - 188 KOMKOV Daniil
 - 191 NOSOV Alexey
 - 186 DUBCHENKO Aleksandr

Men's Team Sprint / Vitesse par équipe hommes
Finals / Finales
Results and Final Classification / Résultats et classement final
 Fri 18 Jan 2019 - Race distance: 3 laps

Rank	Team / Name	Lap 1	Lap 2 Lap 1-2	Time Lap 2-3	Average Speed km/h
11 ESP - Spain					
106	MARTINEZ CHORRO Alejandro				
109	PERALTA GASCON Juan				
107	MORENO SANCHEZ Jose				
12 KAZ - Kazakhstan					
150	NALYOTOV Maxim				
151	PONOMARYOV Sergey				
152	VORZHEV Pavel				
13 HBT - Holy Brother Cycling Team					
121	ZHANG Cheng				
122	ZONG Gaoyang				
120	LIU Qi				

Communiqué approved by the Secretary of the Commissaires Panel:

Note:
Riders are presented in their starting order

18-20 January 2019

Men's Team Sprint / Vitesse par équipe hommes
Finals / Finales
Race Analysis / Analyse de course

GOLD

NZL - New Zealand				AUS - Australia			
Distance	Time	Rank	Lap Time	Distance	Time	Rank	Lap Time
125m	10.582	1		125m	10.658	2	
250m	17.224	2	17.224	250m	17.209	1	17.209
375m	23.547	1		375m	23.687	2	
500m	29.885	1	12.661	500m	30.171	2	12.962
625m	36.458	1		625m	36.800	2	
750m	43.121	1	13.236	750m	43.734	2	13.563

BRONZE

FRA - France				CHN - China			
Distance	Time	Rank	Lap Time	Distance	Time	Rank	Lap Time
125m	10.961	2		125m	10.941	1	
250m	17.774	1	17.774	250m	17.827	2	17.827
375m	24.061	1		375m	24.147	2	
500m	30.383	1	12.609	500m	30.539	2	12.712
625m	36.768	1		625m	37.099	2	
750m	43.328	3	12.945	750m	43.802	4	13.263

Communiqué approved by the Secretary of the Commissaires Panel:

18-20 January 2019

Communiqué no. 18

Men's Team Sprint / Vitesse par équipe hommes
Finals / Finales
Start List / Liste de départ
 Fri 18 Jan 2019 - Race distance: 3 laps

World Record	41.871 GER - Germany	Aguascalientes (MEX)	5 DEC 2013
---------------------	----------------------	----------------------	------------

Heat	Race Number	Team / Name	Time
FOR BRONZE		FRA - France	_____
	112	BAUGE Gregory	
	115	VIGIER Sebastien	
	113	D'ALMEIDA Michael	
		CHN - China	_____
	91	LI Jianxin	
	93	XU Chao	
	95	ZHANG Miao	
FOR GOLD		NZL - New Zealand	_____
	171	MITCHELL Ethan	
	173	WEBSTER Sam	
	167	DAWKINS Edward	
		AUS - Australia	_____
	63	HART Nathan	
	67	SCHMID Jacob	
	62	CLARKE Thomas	

Communiqué approved by the Secretary of the Commissaires Panel:

.....

Note:
 The composition of the teams may be subject to change up to 30 minutes before the start of the race. Sorted in the order given by the team.

18-20 January 2019

Communiqué no. 17

Men's Team Sprint / Vitesse par équipe hommes
First Round / Premier tour
Results / Résultats

Fri 18 Jan 2019 - Race distance: 3 laps

World Record	41.871 GER - Germany	Aguascalientes (MEX)	5 DEC 2013
---------------------	----------------------	----------------------	------------

Heat	Rank	Team / Name	Lap 1	Lap 2 Lap 1-2	Time Lap 2-3	Average Speed km/h		
1	1	CHN - China	17.924	30.596	43.733	61.738	QB	
	91	LI Jianxin		12.672	13.137			
	93	XU Chao						
	95	ZHANG Miao						
	2	CZE - Czech Republic	17.771	30.592	43.903	61.499		
	104	KELEMEN Pavel		12.821	13.311			
	103	BABEK Tomas						
	105	WAGNER Robin						
	2	1	AUS - Australia	17.198	29.996	43.263	62.409	QG
		63	HART Nathan		12.798	13.267		
67		SCHMID Jacob						
62		CLARKE Thomas						
2		JPN - Japan	17.630	30.887	43.975	61.399		
140		AMAGAI Kazuki		13.257	13.088			
144		NITTA Yudai						
142		FUKAYA Tomohiro						
3		1	FRA - France	17.933	30.513	43.489	62.085	QB
		112	BAUGE Gregory		12.580	12.976		
	115	VIGIER Sebastien						
	113	D'ALMEIDA Michael						
	2	POL - Poland	17.876	30.272	44.097	61.229		
	180	BIELECKI Maciej		12.396	13.825			
	182	RUDYK Mateusz						
	181	RAJKOWSKI Patryk						
	4	1	NZL - New Zealand	17.155	29.583	42.569	63.426	QG
		171	MITCHELL Ethan		12.428	12.986		
173		WEBSTER Sam						
167		DAWKINS Edward						
2		LCT - Look Cycle China Proteam	17.780	30.634	44.271	60.988		
155		ZHAN Zewei		12.854	13.637			
153		LUO Yongjia						
154		WANG Tianqi						

Qualification Rule:

The fastest two winning teams race for the gold and silver medals, and the other two winning teams race for the bronze medal. Losers are classified from 5th to 8th place by their times in the First Round.

Communiqué approved by the Secretary of the Commissaires Panel:

LEGEND

QB Qualified for Bronze **QG** Qualified for Gold

18-20 January 2019

Men's Team Sprint / Vitesse par équipe hommes
First Round / Premier tour
Race Analysis / Analyse de course

Heat 1

CZE - Czech Republic				CHN - China			
Distance	Time	Rank	Lap Time	Distance	Time	Rank	Lap Time
125m	10.946	1		125m	11.021	2	
250m	17.771	1	17.771	250m	17.924	2	17.924
375m	24.169	1		375m	24.233	2	
500m	30.592	1	12.821	500m	30.596	2	12.672
625m	37.122	2		625m	37.090	1	
750m	43.903	2	13.311	750m	43.733	1	13.137

Heat 2

AUS - Australia				JPN - Japan			
Distance	Time	Rank	Lap Time	Distance	Time	Rank	Lap Time
125m	10.643	1		125m	10.834	2	
250m	17.198	1	17.198	250m	17.630	2	17.630
375m	23.568	1		375m	24.409	2	
500m	29.996	1	12.798	500m	30.887	2	13.257
625m	36.525	1		625m	37.334	2	
750m	43.263	1	13.267	750m	43.975	2	13.088

Heat 3

FRA - France				POL - Poland			
Distance	Time	Rank	Lap Time	Distance	Time	Rank	Lap Time
125m	11.100	2		125m	11.024	1	
250m	17.933	2	17.933	250m	17.876	1	17.876
375m	24.199	2		375m	24.067	1	
500m	30.513	2	12.580	500m	30.272	1	12.396
625m	36.870	1		625m	37.075	2	
750m	43.489	1	12.976	750m	44.097	2	13.825

Heat 4

NZL - New Zealand				LCT - Look Cycle China Proteam			
Distance	Time	Rank	Lap Time	Distance	Time	Rank	Lap Time
125m	10.516	1		125m	10.877	2	
250m	17.155	1	17.155	250m	17.780	2	17.780
375m	23.320	1		375m	24.155	2	
500m	29.583	1	12.428	500m	30.634	2	12.854
625m	35.934	1		625m	37.390	2	
750m	42.569	1	12.986	750m	44.271	2	13.637

Communiqué approved by the Secretary of the Commissaires Panel:

Men's Team Sprint / Vitesse par équipe hommes
First Round / Premier tour
Start List / Liste de départ
 Fri 18 Jan 2019 - Race distance: 3 laps

World Record	41.871 GER - Germany	Aguascalientes (MEX)	5 DEC 2013
---------------------	----------------------	----------------------	------------

Heat	Race Number	Team / Name	Time
1		CZE - Czech Republic	_____
	104	KELEMEN Pavel	
	103	BABEK Tomas	
	105	WAGNER Robin	
		CHN - China	_____
	91	LI Jianxin	
	93	XU Chao	
	95	ZHANG Miao	
	2		AUS - Australia
63		HART Nathan	
67		SCHMID Jacob	
62		CLARKE Thomas	
		JPN - Japan	_____
140		AMAGAI Kazuki	
144		NITTA Yudai	
142		FUKAYA Tomohiro	
3			FRA - France
	112	BAUGE Gregory	
	115	VIGIER Sebastien	
	113	D'ALMEIDA Michael	
		POL - Poland	_____
	180	BIELECKI Maciej	
	182	RUDYK Mateusz	
	181	RAJKOWSKI Patryk	
	4		NZL - New Zealand
171		MITCHELL Ethan	
173		WEBSTER Sam	
167		DAWKINS Edward	
		LCT - Look Cycle China Proteam	_____
155		ZHAN Zewei	
153		LUO Yongjia	
154		WANG Tianqi	

Men's Team Sprint / Vitesse par équipe hommes
First Round / Premier tour
Start List / Liste de départ
 Fri 18 Jan 2019 - Race distance: 3 laps

Heat	Race Number	Team / Name	Time
------	-------------	-------------	------

Qualification Rule:

The fastest two winning teams race for the gold and silver medals, and the other two winning teams race for the bronze medal. Losers are classified from 5th to 8th place by their times in the First Round.

Communiqué approved by the Secretary of the Commissaires Panel:

.....

Note:
The composition of the teams may be subject to change up to 30 minutes before the start of the race. Sorted in the order given by the team.

18-20 January 2019

Communiqué no. 15

Men's Team Sprint / Vitesse par équipe hommes
Qualifying / Qualifications
Results / Résultats

Fri 18 Jan 2019 - Race distance: 3 laps

World Record	41.871 GER - Germany	Aguascalientes (MEX)	5 DEC 2013
---------------------	----------------------	----------------------	------------

Rank	Team / Name	Lap 1	Lap 2 Lap 1-2	Time Lap 2-3	Average Speed km/h
1	NZL - New Zealand	17.349 (1)	29.862 (1)	42.942 (1)	62.876
	171 MITCHELL Ethan		12.513 (1)	13.080 (1)	
	173 WEBSTER Sam				
	167 DAWKINS Edward				
2	FRA - France	17.725 (4)	30.535 (4)	43.657 (2)	61.846
	112 BAUGE Gregory		12.810 (4)	13.122 (2)	
	115 VIGIER Sebastien				
	114 LAFARGUE Quentin				
3	AUS - Australia	17.421 (2)	30.269 (2)	43.853 (3)	61.569
	63 HART Nathan		12.848 (5)	13.584 (10)	
	67 SCHMID Jacob				
	62 CLARKE Thomas				
4	CZE - Czech Republic	17.723 (3)	30.704 (6)	44.123 (4)	61.193
	104 KELEMEN Pavel		12.981 (7)	13.419 (4)	
	103 BABEK Tomas				
	105 WAGNER Robin				
5	CHN - China	17.886 (8)	30.670 (5)	44.134 (5)	61.177
	91 LI Jianxin		12.784 (3)	13.464 (7)	
	93 XU Chao				
	95 ZHANG Miao				
6	JPN - Japan	17.725 (4)	30.841 (7)	44.274 (6)	60.984
	140 AMAGAI Kazuki		13.116 (10)	13.433 (5)	
	144 NITTA Yudai				
	142 FUKAYA Tomohiro				
7	POL - Poland	17.865 (6)	30.458 (3)	44.400 (7)	60.811
	180 BIELECKI Maciej		12.593 (2)	13.942 (13)	
	182 RUDYK Mateusz				
	181 RAJKOWSKI Patryk				
8	LCT - Look Cycle China Proteam	17.891 (9)	30.994 (8)	44.537 (8)	60.624
	155 ZHAN Zewei		13.103 (9)	13.543 (8)	
	153 LUO Yongjia				
	154 WANG Tianqi				
9	VNZ - Team Vantage New Zealand Track Trade Team	18.213 (12)	31.108 (10)	44.545 (9)	60.613
	227 KNIPE Bradly		12.895 (6)	13.437 (6)	
	232 WILLIAMS Zac				
	225 DAKIN Samuel				
10	RUS - Russian Federation	17.904 (10)	31.038 (9)	44.587 (10)	60.556
	188 KOMKOV Daniil		13.134 (11)	13.549 (9)	
	191 NOSOV Alexey				
	186 DUBCHENKO Aleksandr				
11	ESP - Spain	18.584 (13)	31.572 (13)	44.884 (11)	60.155
	106 MARTINEZ CHORRO Alejandro		12.988 (8)	13.312 (3)	
	109 PERALTA GASCON Juan				
	107 MORENO SANCHEZ Jose				

18-20 January 2019

Communiqué no. 15

Men's Team Sprint / Vitesse par équipe hommes
Qualifying / Qualifications
Results / Résultats

Fri 18 Jan 2019 - Race distance: 3 laps

Rank	Team / Name	Lap 1	Lap 2 Lap 1-2	Time Lap 2-3	Average Speed km/h
12	KAZ - Kazakhstan	18.010 (11)	31.484 (12)	45.114 (12)	59.848
	150 NALYOTOV Maxim		13.474 (12)	13.630 (11)	
	151 PONOMARYOV Sergey				
	152 VORZHEV Pavel				
13	HBT - Holy Brother Cycling Team	17.872 (7)	31.443 (11)	45.139 (13)	59.815
	121 ZHANG Cheng		13.571 (13)	13.696 (12)	
	122 ZONG Gaoyang				
	120 LIU Qi				

Qualification Rule:

Fastest 8 teams qualify for the first round.

Communiqué approved by the Secretary of the Commissaires Panel:

18-20 January 2019

Men's Team Sprint / Vitesse par équipe hommes
Qualifying / Qualifications
Race Analysis / Analyse de course

Heat 1				Heat 2			
Distance	KAZ - Kazakhstan			Distance	ESP - Spain		
	Time	Rank	Lap Time		Time	Rank	Lap Time
125m	11.078	11		125m	11.484	13	
250m	18.010	11	18.010	250m	18.584	13	18.584
375m	24.695	12		375m	25.007	13	
500m	31.484	12	13.474	500m	31.572	13	12.988
625m	38.192	13		625m	38.107	11	
750m	45.114	12	13.630	750m	44.884	11	13.312

Heat 3				Heat 4			
Distance	AUS - Australia			Distance	JPN - Japan		
	Time	Rank	Lap Time		Time	Rank	Lap Time
125m	10.805	2		125m	10.901	4	
250m	17.421	2	17.421	250m	17.725	4	17.725
375m	23.762	2		375m	24.309	7	
500m	30.269	2	12.848	500m	30.841	7	13.116
625m	36.937	2		625m	37.423	7	
750m	43.853	3	13.584	750m	44.274	6	13.433

Heat 5				Heat 6			
Distance	VNZ - Team Vantage New Zealand Track Trade			Distance	NZL - New Zealand		
	Time	Rank	Lap Time		Time	Rank	Lap Time
125m	11.337	12		125m	10.672	1	
250m	18.213	12	18.213	250m	17.349	1	17.349
375m	24.641	11		375m	23.546	1	
500m	31.108	10	12.895	500m	29.862	1	12.513
625m	37.698	8		625m	36.246	1	
750m	44.545	9	13.437	750m	42.942	1	13.080

Heat 7				Heat 8			
Distance	HBT - Holy Brother Cycling Team			Distance	LCT - Look Cycle China Proteam		
	Time	Rank	Lap Time		Time	Rank	Lap Time
125m	10.985	8		125m	10.956	6	
250m	17.872	7	17.872	250m	17.891	9	17.891
375m	24.596	10		375m	24.383	8	
500m	31.443	11	13.571	500m	30.994	8	13.103
625m	38.179	12		625m	37.700	9	
750m	45.139	13	13.696	750m	44.537	8	13.543

Heat 9				Heat 10			
Distance	CHN - China			Distance	CZE - Czech Republic		
	Time	Rank	Lap Time		Time	Rank	Lap Time
125m	10.979	7		125m	10.896	3	
250m	17.886	8	17.886	250m	17.723	3	17.723
375m	24.198	6		375m	24.175	5	
500m	30.670	5	12.784	500m	30.704	6	12.981
625m	37.309	5		625m	37.266	4	
750m	44.134	5	13.464	750m	44.123	4	13.419

Heat 11				Heat 12			
Distance	RUS - Russian Federation			Distance	POL - Poland		
	Time	Rank	Lap Time		Time	Rank	Lap Time
125m	10.988	9		125m	10.988	9	
250m	17.904	10	17.904	250m	17.865	6	17.865
375m	24.398	9		375m	24.134	4	
500m	31.038	9	13.134	500m	30.458	3	12.593
625m	37.705	10		625m	37.372	6	
750m	44.587	10	13.549	750m	44.400	7	13.942

18-20 January 2019

**Men's Team Sprint / Vitesse par équipe hommes
Qualifying / Qualifications
Race Analysis / Analyse de course****Heat 13**

Distance	FRA - France		Lap Time
	Time	Rank	
125m	10.920	5	
250m	17.725	4	17.725
375m	24.117	3	
500m	30.535	4	12.810
625m	36.998	3	
750m	43.657	2	13.122

Communiqué approved by the Secretary of the Commissaires Panel:

Men's Team Sprint / Vitesse par équipe hommes
Qualifying / Qualifications
Start List / Liste de départ
 Fri 18 Jan 2019 - Race distance: 3 laps

World Record	41.871 GER - Germany	Aguascalientes (MEX)	5 DEC 2013
---------------------	----------------------	----------------------	------------

Heat	Race Number	Team / Name	Time
1		KAZ - Kazakhstan	_____
	150	NALYOTOV Maxim	
	151	PONOMARYOV Sergey	
	152	VORZHEV Pavel	
2		ESP - Spain	_____
	106	MARTINEZ CHORRO Alejandro	
	109	PERALTA GASCON Juan	
	107	MORENO SANCHEZ Jose	
3		AUS - Australia	_____
	63	HART Nathan	
	67	SCHMID Jacob	
	62	CLARKE Thomas	
4		JPN - Japan	_____
	140	AMAGAI Kazuki	
	144	NITTA Yudai	
	142	FUKAYA Tomohiro	
5		VNZ - Team Vantage New Zealand Track Trade Team	_____
	227	KNIPE Bradly	
	232	WILLIAMS Zac	
	225	DAKIN Samuel	
6		NZL - New Zealand	_____
	171	MITCHELL Ethan	
	173	WEBSTER Sam	
	167	DAWKINS Edward	
7		HBT - Holy Brother Cycling Team	_____
	121	ZHANG Cheng	
	122	ZONG Gaoyang	
	120	LIU Qi	

Men's Team Sprint / Vitesse par équipe hommes
Qualifying / Qualifications
Start List / Liste de départ
 Fri 18 Jan 2019 - Race distance: 3 laps

Heat	Race Number	Team / Name	Time
8		LCT - Look Cycle China Proteam	_____
	155	ZHAN Zewei	
	153	LUO Yongjia	
	154	WANG Tianqi	
9		CHN - China	_____
	91	LI Jianxin	
	93	XU Chao	
	95	ZHANG Miao	
10		CZE - Czech Republic	_____
	104	KELEMEN Pavel	
	103	BABEK Tomas	
	105	WAGNER Robin	
11		RUS - Russian Federation	_____
	188	KOMKOV Daniil	
	191	NOSOV Alexey	
	186	DUBCHENKO Aleksandr	
12		POL - Poland	_____
	180	BIELECKI Maciej	
	182	RUDYK Mateusz	
	181	RAJKOWSKI Patryk	
13		FRA - France	_____
	112	BAUGE Gregory	
	115	VIGIER Sebastien	
	114	LAFARGUE Quentin	

Qualification Rule:

Fastest 8 teams qualify for the first round.

Communiqué approved by the Secretary of the Commissaires Panel:

.....

Note:

The composition of the teams may be subject to change up to 30 minutes before the start of the race. Sorted in the order given by the team.

Men's Sprint / Vitesse hommes
World Cup Standings / Classement coupe du monde
 As of SUN 20 JAN 2019

Event No 1	Saint-Quentin-en-Yvelines (FRA)	19-21 OCT 2018
Event No 2	Milton (CAN)	26-28 OCT 2018
Event No 3	Berlin (GER)	30 NOV-2 DEC 2018
Event No 4	London (GBR)	14-16 DEC 2018
Event No 5	Cambridge (NZL)	18-20 JAN 2019
Event No 6	Hong-Kong (HKG)	25-27 JAN 2019

Rank	Name	Team Code	Event No 1	Event No 2	Event No 3	Event No 4	Event No 5	Event No 6	Total Points
1	GLAETZER Matthew	AUS	500.0	500.0	500.0	450.0			1950.0
2	RUDYK Mateusz	POL	375.0	250.0	375.0	275.0	450.0		1725.0
3	HOOGLAND Jeffrey	NED	400.0	400.0	250.0	400.0			1450.0
4	LAVREYSEN Harrie	NED	450.0	450.0		500.0			1400.0
5	HART Nathan	AUS		375.0			500.0		875.0
6	BAUGE Gregory	FRA	250.0	350.0			250.0		850.0
7	WEBSTER Sam	NZL	300.0	205.0			325.0		830.0
8	DMITRIEV Denis	RUS	175.0	300.0	325.0				800.0
9	KELEMEN Pavel	CZE	100.0	110.0	300.0	70.0	205.0		785.0
10	FUKAYA Tomohiro	JPN	90.0	325.0	50.0		275.0		740.0
11	LENDEL Vasilijus	LTU	190.0	175.0	145.0	225.0			735.0
12	CARLIN Jack	GBR	325.0			375.0			700.0
13	LEVY Maximilian	GER	350.0		350.0				700.0
14	BUCHLI Matthijs	BCC	205.0		450.0				655.0
15	MITCHELL Ethan	NZL	110.0	120.0			375.0		605.0
16	TJON EN FA Jair	SUR	130.0	145.0	1.0	325.0			601.0
17	SCHMID Jacob	AUS	225.0				350.0		575.0
18	PAUL Nicholas	TTO			205.0	350.0			555.0
19	TRUMAN Joseph	GBR	275.0		275.0				550.0
20	BARRETTE Hugo	CAN		130.0	120.0	90.0	190.0		530.0
21	VIGIER Sebastien	FRA	120.0				400.0		520.0
22	XU Chao	CHN			190.0		300.0		490.0
23	KENNY Jason	GBR			175.0	250.0			425.0
24	HELAL Rayan	FRA			400.0				400.0
25	OWENS Ryan	GBR		100.0		300.0			400.0
26	BOS Theo	BCC		275.0		120.0			395.0
27	PERALTA GASCON Juan	ESP	1.0	1.0	130.0	80.0	175.0		387.0
28	SZALONTAY Sandor	HUN	80.0		1.0	60.0	225.0		366.0
29	HINDES Philip	GBR		190.0	160.0				350.0
30	QUINTERO CHAVARRO Kevin Santiago	COL	60.0	1.0	70.0	160.0			291.0
31	BOTTICHER Stefan	GER			60.0	205.0			265.0
32	AWANG Mohd Azizulhasni	MAS	50.0	60.0	1.0	145.0			256.0
33	YAKUSHEVSKIY Pavel	RUS	160.0	70.0	1.0				231.0
34	CALEYRON Quentin	FRA			225.0				225.0
35	D'ALMEIDA Michael	FRA		225.0					225.0
36	ENGLER Eric	GER	145.0	80.0					225.0
37	PHILLIP Njisane	TTO			110.0	110.0			220.0
38	WAGNER Robin	CZE			90.0		120.0		210.0
39	DORNBACH Maximilian	GER		1.0		190.0			191.0
40	LANDERNEAU Melvin	FRA				175.0			175.0
41	SAHROM Muhammad Shah Firdaus	MAS	1.0	1.0	1.0	50.0	110.0		163.0
42	WAKIMOTO Yuta	JPC	1.0	160.0					161.0
43	NITTA Yudai	JPN			1.0		160.0		161.0

Men's Sprint / Vitesse hommes

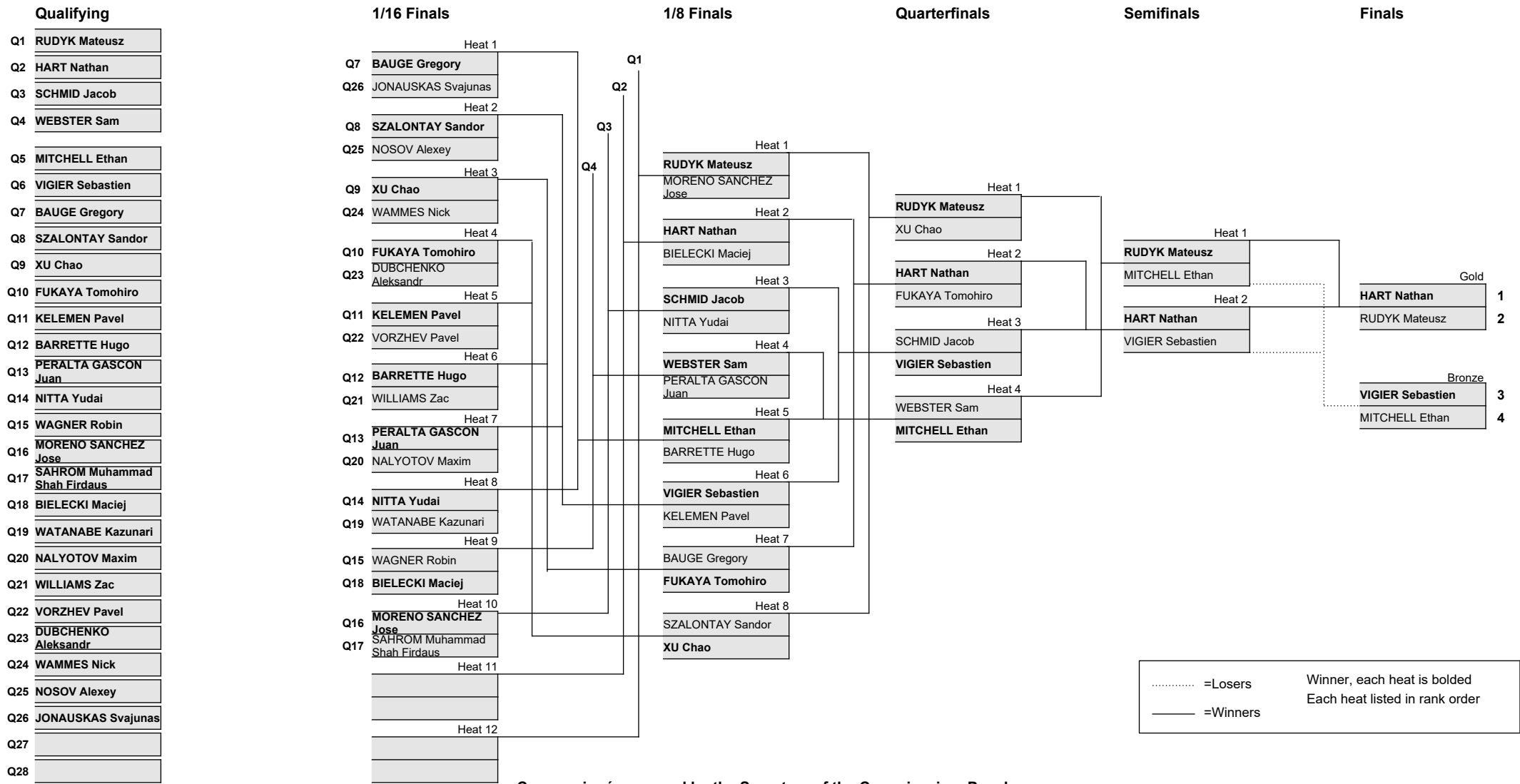
World Cup Standings / Classement coupe du monde

As of SUN 20 JAN 2019

Rank	Name	Team Code	Event No 1	Event No 2	Event No 3	Event No 4	Event No 5	Event No 6	Total Points
44	KAWABATA Tomoyuki	JPN	70.0	90.0					160.0
45	MORENO SANCHEZ Jose	ESP	1.0	1.0	1.0	1.0	145.0		149.0
46	VYNOKUROV Andrii	UKR	1.0	50.0	80.0	1.0			132.0
47	OH Jeseok	KOR			1.0	130.0			131.0
48	BIELECKI Maciej	POL					130.0		130.0
49	WATANABE Kazunari	JPC			1.0		100.0		101.0
50	LAFARGUE Quentin	FRA				100.0			100.0
51	LIGTLEE Sam	NED			100.0				100.0
52	NALYOTOV Maxim	KAZ					90.0		90.0
53	WILLIAMS Zac	VNZ					80.0		80.0
54	VORZHEV Pavel	KAZ	1.0		1.0		70.0		72.0
55	DUBCHENKO Aleksandr	RUS					60.0		60.0
56	WAMMES Nick	PTM					50.0		50.0
57	JONAUSKAS Svajunas	LTU	1.0	1.0	1.0	1.0	1.0		5.0
58	SARNECKI Rafal	POL	1.0	1.0	1.0	1.0			4.0
59	FREITAS Kacio	BRA	1.0	1.0	1.0	1.0			4.0
60	ARCHAMBAULT Joel	PTM		1.0	1.0	1.0			3.0
61	CANELON Hersony	VEN	1.0		1.0	1.0			3.0
62	LAW Tsz Chun	HKG	1.0	1.0		1.0			3.0
63	CECHMAN Martin	CZE	1.0	1.0					2.0
64	SPIES Jean	RSA	1.0	1.0					2.0
65	RAMIREZ MORALES Santiago	COL	1.0	1.0					2.0
66	NOSOV Alexey	RUS					1.0		1.0
67	TKACHEV Aleksei	RUS				1.0			1.0
68	SOJKA David	CZE				1.0			1.0
69	SHARAPOV Alexander	RUS				1.0			1.0
70	CECI Luca	TRD	1.0						1.0
71	PONOMARYOV Sergey	KAZ	1.0						1.0
72	CHUGAY Andrey	KAZ			1.0				1.0
73	CECI Davide	CTF	1.0						1.0

Men's Sprint / Vitesse hommes

Results Bracket / Tableau des matchs avec résultats



Communiqué approved by the Secretary of the Commissaires Panel:

Men's Sprint / Vitesse hommes
Finals / Finales
Results and Final Classification / Résultats et classement final
 Sun 20 Jan 2019 - Race distance: 3 laps

Rank	Race Number	Name	Team Code	1st Race	2nd Race	Decider
				200m Time:	10.391	10.115
				Average Speed km/h:	69.291	71.181
Final For Gold						
GOLD	1	63 HART Nathan	AUS	Winner	Winner	
SILVER	2	182 RUDYK Mateusz	POL	+0.345	+0.107	
				200m Time:	10.298	10.259
				Average Speed km/h:	69.916	70.182
Final For Bronze						
BRONZE	3	115 VIGIER Sebastien	FRA	Winner	+0.023	Winner
	4	171 MITCHELL Ethan	NZL	+0.088	Winner	+0.134
				200m Time:		
				Average Speed km/h:		
Did not qualify for semifinals						
	5	67 SCHMID Jacob	AUS			
	6	173 WEBSTER Sam	NZL			
	7	93 XU Chao	CHN			
	8	142 FUKAYA Tomohiro	JPN			
				200m Time:		
				Average Speed km/h:		
Did not qualify for 1/4 finals						
	9	112 BAUGE Gregory	FRA			
	10	129 SZALONTAY Sandor	HUN			
	11	104 KELEMEN Pavel	CZE			
	12	76 BARRETTE Hugo	CAN			
	13	109 PERALTA GASCON Juan	ESP			
	14	144 NITTA Yudai	JPN			
	15	107 MORENO SANCHEZ Jose	ESP			
	16	180 BIELECKI Maciej	POL			
				200m Time:		
				Average Speed km/h:		
Did not qualify for 1/8 finals						
	17	105 WAGNER Robin	CZE			
	18	162 SAHROM Muhammad Shah Firdaus	MAS			
	19	139 WATANABE Kazunari	JPC			
	20	150 NALYOTOV Maxim	KAZ			
	21	232 WILLIAMS Zac	VNZ			
	22	152 VORZHEV Pavel	KAZ			
	23	186 DUBCHENKO Aleksandr	RUS			
	24	185 WAMMES Nick	PTM			
	25	191 NOSOV Alexey	RUS			
	26	158 JONAUSKAS Svajunas	LTU			

Communiqué approved by the Secretary of the Commissaires Panel:

Men's Sprint / Vitesse hommes
Finals / Finales
Start List / Liste de départ
 Sun 20 Jan 2019 - Race distance: 3 laps

Race Number	Name	Team Code	1st Race	2nd Race	Decider
<i>For Bronze</i>					
		200m Time:			
		Average Speed km/h:			
171	MITCHELL Ethan	NZL			
115	VIGIER Sebastien	FRA			
<i>For Gold</i>					
		200m Time:			
		Average Speed km/h:			
182	RUDYK Mateusz	POL			
63	HART Nathan	AUS			

Communiqué approved by the Secretary of the Commissaires Panel:

.....

18-20 January 2019

Communiqué no. 30

Men's Sprint / Vitesse hommes
Semifinals / Demi-finales
Results / Résultats

Sun 20 Jan 2019 - Race distance: 3 laps

Rank	Race Number	Name	Team Code	1st Race	2nd Race	Decider
			200m Time:	10.132	10.355	
			Average Speed km/h:	71.062	69.532	
Heat 1						
1	182	RUDYK Mateusz	POL	Winner	Winner	
2	171	MITCHELL Ethan	NZL	+0.016	+0.014	
			200m Time:	10.361	10.078	
			Average Speed km/h:	69.491	71.443	
Heat 2						
1	63	HART Nathan	AUS	Winner	Winner	
2	115	VIGIER Sebastien	FRA	+0.047	+0.897	

Qualification Rule:

The winners race for the gold and silver medals. The losers race for the bronze medal.

Communiqué approved by the Secretary of the Commissaires Panel:

.....

Men's Sprint / Vitesse hommes
Semifinals / Demi-finales
Start List / Liste de départ
 Sun 20 Jan 2019 - Race distance: 3 laps

Race Number	Name	Team Code	1st Race	2nd Race	Decider
<i>Heat 1</i>					
		200m Time:			
		Average Speed km/h:			
182	RUDYK Mateusz	POL			
171	MITCHELL Ethan	NZL			
<i>Heat 2</i>					
		200m Time:			
		Average Speed km/h:			
63	HART Nathan	AUS			
115	VIGIER Sebastien	FRA			

Qualification Rule:

The winners race for the gold and silver medals. The losers race for the bronze medal.

Communiqué approved by the Secretary of the Commissaires Panel:

.....

18-20 January 2019

Communiqué no. 28

Men's Sprint / Vitesse hommes
Quarterfinals / Quart de finales
Results / Résultats

Sun 20 Jan 2019 - Race distance: 3 laps

Rank	Race Number	Name	Team Code	1st Race	2nd Race	Decider	
				200m Time:	10.205	10.236	
				Average Speed km/h:	70.554	70.340	
Heat 1							
1	182	RUDYK Mateusz	POL	Winner	Winner		
2	93	XU Chao	CHN	+0.222	+0.066		
				200m Time:	10.400	10.148	
				Average Speed km/h:	69.231	70.950	
Heat 2							
1	63	HART Nathan	AUS	Winner	Winner		
2	142	FUKAYA Tomohiro	JPN	+0.376	+0.667		
				200m Time:	10.179	10.314	10.421
				Average Speed km/h:	70.734	69.808	69.091
Heat 3							
1	115	VIGIER Sebastien	FRA	Winner	+0.094	Winner	
2	67	SCHMID Jacob	AUS	+0.140	Winner	+0.012	
				200m Time:	10.052	10.048	10.555
				Average Speed km/h:	71.628	71.656	68.214
Heat 4							
1	171	MITCHELL Ethan	NZL	+0.204	Winner	Winner	
2	173	WEBSTER Sam	NZL	Winner	+0.035	+0.380	

Qualification Rule:

The winner of each heat qualifies to the Semifinals.

Communiqué approved by the Secretary of the Commissaires Panel:

18-20 January 2019

Communiqué no. 27

Men's Sprint / Vitesse hommes
Quarterfinals / Quart de finales
Start List / Liste de départ
 Sun 20 Jan 2019 - Race distance: 3 laps

Race Number	Name	Team Code	1st Race	2nd Race	Decider
Heat 1					
		200m Time:			
		Average Speed km/h:			
182	RUDYK Mateusz	POL			
93	XU Chao	CHN			
Heat 2					
		200m Time:			
		Average Speed km/h:			
63	HART Nathan	AUS			
142	FUKAYA Tomohiro	JPN			
Heat 3					
		200m Time:			
		Average Speed km/h:			
67	SCHMID Jacob	AUS			
115	VIGIER Sebastien	FRA			
Heat 4					
		200m Time:			
		Average Speed km/h:			
173	WEBSTER Sam	NZL			
171	MITCHELL Ethan	NZL			

Qualification Rule:

The winner of each heat qualifies to the Semifinals.

Communiqué approved by the Secretary of the Commissaires Panel:

.....

18-20 January 2019

Communiqué no. 26

Men's Sprint / Vitesse hommes
1/8 Finals / 1/8 de finale
Results / Résultats
 Sun 20 Jan 2019 - Race distance: 3 laps

Rank	Race Number	Name	Team Code	
			200m Time:	10.193
			Average Speed km/h:	70.637
Heat 1				
1	182	RUDYK Mateusz	POL	Winner
2	107	MORENO SANCHEZ Jose	ESP	+0.068
			200m Time:	10.363
			Average Speed km/h:	69.478
Heat 2				
1	63	HART Nathan	AUS	Winner
2	180	BIELECKI Maciej	POL	+0.502
			200m Time:	10.605
			Average Speed km/h:	67.893
Heat 3				
1	67	SCHMID Jacob	AUS	Winner
2	144	NITTA Yudai	JPN	+0.612
			200m Time:	10.400
			Average Speed km/h:	69.231
Heat 4				
1	173	WEBSTER Sam	NZL	Winner
2	109	PERALTA GASCON Juan	ESP	+0.452
			200m Time:	10.039
			Average Speed km/h:	71.720
Heat 5				
1	171	MITCHELL Ethan	NZL	Winner
2	76	BARRETTE Hugo	CAN	+0.086
			200m Time:	10.243
			Average Speed km/h:	70.292
Heat 6				
1	115	VIGIER Sebastien	FRA	Winner
2	104	KELEMEN Pavel	CZE	+0.085
			200m Time:	10.284
			Average Speed km/h:	70.012
Heat 7				
1	142	FUKAYA Tomohiro	JPN	Winner
2	112	BAUGE Gregory	FRA	+0.091
			200m Time:	10.346
			Average Speed km/h:	69.592
Heat 8				
1	93	XU Chao	CHN	Winner
2	129	SZALONTAY Sandor	HUN	+0.024

Qualification Rule:

The winner of each heat qualifies to the Quarterfinals.

Communiqué approved by the Secretary of the Commissaires Panel:

Note:

The average speed is taken over the last 200m.

18-20 January 2019

Communiqué no. 25

Men's Sprint / Vitesse hommes
1/8 Finals / 1/8 de finale
Start List / Liste de départ
 Sun 20 Jan 2019 - Race distance: 3 laps

Race Number	Name	Team Code	Time
			200m Time:
			Average Speed km/h:
Heat 1			
182	RUDYK Mateusz	POL	
107	MORENO SANCHEZ Jose	ESP	
			200m Time:
			Average Speed km/h:
Heat 2			
63	HART Nathan	AUS	
180	BIELECKI Maciej	POL	
			200m Time:
			Average Speed km/h:
Heat 3			
67	SCHMID Jacob	AUS	
144	NITTA Yudai	JPN	
			200m Time:
			Average Speed km/h:
Heat 4			
173	WEBSTER Sam	NZL	
109	PERALTA GASCON Juan	ESP	
			200m Time:
			Average Speed km/h:
Heat 5			
171	MITCHELL Ethan	NZL	
76	BARRETTE Hugo	CAN	
			200m Time:
			Average Speed km/h:
Heat 6			
115	VIGIER Sebastien	FRA	
104	KELEMEN Pavel	CZE	
			200m Time:
			Average Speed km/h:
Heat 7			
112	BAUGE Gregory	FRA	
142	FUKAYA Tomohiro	JPN	
			200m Time:
			Average Speed km/h:
Heat 8			
129	SZALONTAY Sandor	HUN	
93	XU Chao	CHN	

Qualification Rule:

The winner of each heat qualifies to the Quarterfinals.

Communiqué approved by the Secretary of the Commissaires Panel:

.....

18-20 January 2019

Communiqué no. 24

Men's Sprint / Vitesse hommes
1/16 Finals / 1/16 de finale
Results / Résultats
 Sun 20 Jan 2019 - Race distance: 3 laps

Rank	Race Number	Name	Team Code	
				200m Time: 10.626
				Average Speed km/h: 67.758
	1	112 BAUGE Gregory	FRA	Winner
	2	158 JONAUSKAS Svajunas	LTU	+0.076
				200m Time: 10.659
				Average Speed km/h: 67.549
	1	129 SZALONTAY Sandor	HUN	Winner
	2	191 NOSOV Alexey	RUS	+0.156
				200m Time: 10.230
				Average Speed km/h: 70.381
	1	93 XU Chao	CHN	Winner
	2	185 WAMMES Nick	PTM	+0.215
				200m Time: 10.501
				Average Speed km/h: 68.565
	1	142 FUKAYA Tomohiro	JPN	Winner
	2	186 DUBCHENKO Aleksandr	RUS	+0.047
				200m Time: 10.464
				Average Speed km/h: 68.807
	1	104 KELEMEN Pavel	CZE	Winner
	2	152 VORZHEV Pavel	KAZ	+0.049
				200m Time: 10.463
				Average Speed km/h: 68.814
	1	76 BARRETTE Hugo	CAN	Winner
	2	232 WILLIAMS Zac	VNZ	+0.203
				200m Time: 10.421
				Average Speed km/h: 69.091
	1	109 PERALTA GASCON Juan	ESP	Winner
	2	150 NALYOTOV Maxim	KAZ	+0.365
				200m Time: 10.556
				Average Speed km/h: 68.208
	1	144 NITTA Yudai	JPN	Winner
	2	139 WATANABE Kazunari	JPC	+0.052
				200m Time: 10.609
				Average Speed km/h: 67.867
	1	180 BIELECKI Maciej	POL	Winner
	2	105 WAGNER Robin	CZE	+0.058
				200m Time: 10.279
				Average Speed km/h: 70.046
	1	107 MORENO SANCHEZ Jose	ESP	Winner
	2	162 SAHROM Muhammad Shah Firdaus	MAS	+0.036

18-20 January 2019

Communiqué no. 24

**Men's Sprint / Vitesse hommes
1/16 Finals / 1/16 de finale
Results / Résultats**

Sun 20 Jan 2019 - Race distance: 3 laps

Rank	Race Number	Name	Team Code
------	-------------	------	-----------

Qualification Rule:

The winner of each heat qualifies to the 1/8 Finals.

Communiqué approved by the Secretary of the Commissaires Panel:
.....**Note:**

The average speed is taken over the last 200m.

18-20 January 2019

Communiqué no. 23

Men's Sprint / Vitesse hommes
1/16 Finals / 1/16 de finale
Start List / Liste de départ
 Sun 20 Jan 2019 - Race distance: 3 laps

Race Number	Name	Team Code	Time
Heat 1			
		200m Time:	
		Average Speed km/h:	
112	BAUGE Gregory	FRA	
158	JONAUSKAS Svajunas	LTU	
Heat 2			
		200m Time:	
		Average Speed km/h:	
129	SZALONTAY Sandor	HUN	
191	NOSOV Alexey	RUS	
Heat 3			
		200m Time:	
		Average Speed km/h:	
93	XU Chao	CHN	
185	WAMMES Nick	PTM	
Heat 4			
		200m Time:	
		Average Speed km/h:	
142	FUKAYA Tomohiro	JPN	
186	DUBCHENKO Aleksandr	RUS	
Heat 5			
		200m Time:	
		Average Speed km/h:	
104	KELEMEN Pavel	CZE	
152	VORZHEV Pavel	KAZ	
Heat 6			
		200m Time:	
		Average Speed km/h:	
76	BARRETTE Hugo	CAN	
232	WILLIAMS Zac	VNZ	
Heat 7			
		200m Time:	
		Average Speed km/h:	
109	PERALTA GASCON Juan	ESP	
150	NALYOTOV Maxim	KAZ	
Heat 8			
		200m Time:	
		Average Speed km/h:	
144	NITTA Yudai	JPN	
139	WATANABE Kazunari	JPC	
Heat 9			
		200m Time:	
		Average Speed km/h:	
105	WAGNER Robin	CZE	
180	BIELECKI Maciej	POL	
Heat 10			
		200m Time:	
		Average Speed km/h:	
107	MORENO SANCHEZ Jose	ESP	
162	SAHROM Muhammad Shah Firdaus	MAS	

Qualification Rule:

The winner of each heat qualifies to the 1/8 Finals.

Men's Sprint / Vitesse hommes
1/16 Finals / 1/16 de finale
Start List / Liste de départ
Sun 20 Jan 2019 - Race distance: 3 laps

Race Number	Name	Team Code	Time
-------------	------	-----------	------

Communiqué approved by the Secretary of the Commissaires Panel:

.....

18-20 January 2019

Communiqué no. 22

Men's Sprint / Vitesse hommes
Qualifying / Qualifications
Results / Résultats

Sun 20 Jan 2019 - Race distance: 200m flying start (3.5 laps)

World Record 9.347 PERVIS Francois FRA Aguascalientes (MEX) 6 DEC 2013

Rank	Race Number	Name	Team Code	100m	Time 100-200	Average Speed km/h
1	182	RUDYK Mateusz	POL	4.811 (4)	9.638 4.827 (1)	74.704
2	63	HART Nathan	AUS	4.788 (1)	9.650 4.862 (2)	74.611
3	67	SCHMID Jacob	AUS	4.794 (2)	9.663 4.869 (3)	74.511
4	173	WEBSTER Sam	NZL	4.816 (5)	9.692 4.876 (4)	74.288
5	171	MITCHELL Ethan	NZL	4.808 (3)	9.692 4.884 (5)	74.288
6	115	VIGIER Sebastien	FRA	4.860 (8)	9.755 4.895 (6)	73.808
7	112	BAUGE Gregory	FRA	4.852 (6)	9.783 4.931 (7)	73.597
8	129	SZALONTAY Sandor	HUN	4.859 (7)	9.790 4.931 (7)	73.544
9	93	XU Chao	CHN	4.860 (8)	9.809 4.949 (9)	73.402
10	142	FUKAYA Tomohiro	JPN	4.883 (11)	9.873 4.990 (12)	72.926
11	104	KELEMEN Pavel	CZE	4.868 (10)	9.873 5.005 (14)	72.926
12	76	BARRETTE Hugo	CAN	4.931 (12)	9.919 4.988 (11)	72.588
13	109	PERALTA GASCON Juan	ESP	4.946 (14)	9.926 4.980 (10)	72.537
14	144	NITTA Yudai	JPN	4.956 (16)	9.959 5.003 (13)	72.296
15	105	WAGNER Robin	CZE	4.936 (13)	9.994 5.058 (15)	72.043
16	107	MORENO SANCHEZ Jose	ESP	4.958 (17)	10.037 5.079 (16)	71.735
17	162	SAHROM Muhammad Shah Firdaus	MAS	4.948 (15)	10.069 5.121 (21)	71.507
18	180	BIELECKI Maciej	POL	5.002 (19)	10.082 5.080 (17)	71.414
19	139	WATANABE Kazunari	JPC	4.982 (18)	10.098 5.116 (19)	71.301
20	150	NALYOTOV Maxim	KAZ	5.004 (20)	10.103 5.099 (18)	71.266
21	232	WILLIAMS Zac	VNZ	5.015 (22)	10.133 5.118 (20)	71.055
22	152	VORZHEV Pavel	KAZ	5.014 (21)	10.161 5.147 (23)	70.859

Men's Sprint / Vitesse hommes
Qualifying / Qualifications
Results / Résultats

Sun 20 Jan 2019 - Race distance: 200m flying start (3.5 laps)

Rank	Race Number	Name	Team Code	100m	Time 100-200	Average Speed km/h
23	186	DUBCHENKO Aleksandr	RUS	5.040 (23)	10.169 5.129 (22)	70.803
24	185	WAMMES Nick	PTM	5.051 (25)	10.202 5.151 (24)	70.574
25	191	NOSOV Alexey	RUS	5.043 (24)	10.240 5.197 (25)	70.313
26	158	JONAUSKAS Svajunas	LTU	5.124 (26)	10.397 5.273 (26)	69.251

Qualification Rule:

Top 6 riders qualify for 1/8 Finals. 7th to 26th places qualify for 1/16 Finals.

Communiqué approved by the Secretary of the Commissaires Panel:

Men's Sprint / Vitesse hommes
Qualifying / Qualifications
Start List / Liste de départ

Sun 20 Jan 2019 - Race distance: 200m flying start (3.5 laps)

World Record	9.347 PERVIS Francois	FRA	Aguascalientes (MEX)	6 DEC 2013
---------------------	-----------------------	-----	----------------------	------------

Order	Race Number	Name	Team Code	Time
1	232	WILLIAMS Zac	VNZ	_____
2	180	BIELECKI Maciej	POL	_____
3	185	WAMMES Nick	PTM	_____
4	186	DUBCHENKO Aleksandr	RUS	_____
5	150	NALYOTOV Maxim	KAZ	_____
6	191	NOSOV Alexey	RUS	_____
7	107	MORENO SANCHEZ Jose	ESP	_____
8	105	WAGNER Robin	CZE	_____
9	144	NITTA Yudai	JPN	_____
10	158	JONASKAS Svajunas	LTU	_____
11	139	WATANABE Kazunari	JPC	_____
12	129	SZALONTAY Sandor	HUN	_____
13	109	PERALTA GASCON Juan	ESP	_____
14	162	SAHROM Muhammad Shah Firdaus	MAS	_____
15	152	VORZHEV Pavel	KAZ	_____
16	67	SCHMID Jacob	AUS	_____
17	171	MITCHELL Ethan	NZL	_____
18	173	WEBSTER Sam	NZL	_____
19	63	HART Nathan	AUS	_____
20	104	KELEMEN Pavel	CZE	_____
21	142	FUKAYA Tomohiro	JPN	_____
22	112	BAUGE Gregory	FRA	_____
23	76	BARRETTE Hugo	CAN	_____
24	93	XU Chao	CHN	_____
25	115	VIGIER Sebastien	FRA	_____
26	182	RUDYK Mateusz	POL	_____

Qualification Rule:

Top 6 riders qualify for 1/8 Finals. 7th to 26th places qualify for 1/16 Finals.

Communiqué approved by the Secretary of the Commissaires Panel:

Men's Keirin / Keirin hommes
World Cup Standings / Classement coupe du monde

As of SAT 19 JAN 2019

Event No 1	Saint-Quentin-en-Yvelines (FRA)	19-21 OCT 2018
Event No 2	Milton (CAN)	26-28 OCT 2018
Event No 3	Berlin (GER)	30 NOV-2 DEC 2018
Event No 4	London (GBR)	14-16 DEC 2018
Event No 5	Cambridge (NZL)	18-20 JAN 2019
Event No 6	Hong-Kong (HKG)	25-27 JAN 2019

Rank	Name	Team Code	Event No 1	Event No 2	Event No 3	Event No 4	Event No 5	Event No 6	Total Points
1	BUCHLI Matthijs	BCC		400.0	500.0	500.0			1400.0
2	DAWKINS Edward	NZL	450.0	275.0			500.0		1225.0
3	AWANG Mohd Azizulhasni	MAS	175.0	120.0	400.0	450.0			1145.0
4	BARRETTE Hugo	CAN		450.0	110.0	190.0	325.0		1075.0
5	GLAETZER Matthew	AUS	250.0		450.0	300.0			1000.0
6	QUINTERO CHAVARRO Kevin Santiago	COL	120.0	225.0	350.0	250.0			945.0
7	WAKIMOTO Yuta	JPC	500.0	325.0					825.0
8	BABEK Tomas	CZE	80.0	350.0			350.0		780.0
9	MAKSEL Krzysztof	POL	400.0	190.0		175.0			765.0
10	BOS Theo	BCC	350.0			400.0			750.0
11	CARLIN Jack	GBR	375.0			375.0			750.0
12	VIGIER Sebastien	FRA		375.0	375.0				750.0
13	PERALTA GASCON Juan	ESP	80.0	175.0	110.0	175.0	175.0		715.0
14	NITTA Yudai	JPN			250.0		400.0		650.0
15	KENNY Jason	GBR		500.0	110.0				610.0
16	SZALONTAY Sandor	HUN	175.0		110.0	80.0	225.0		590.0
17	LAVREYSEN Harrie	NED		250.0	325.0				575.0
18	BROWNE Kwesi	TTO			190.0	350.0			540.0
19	CECI Francesco	ITA	80.0	120.0	190.0	120.0			510.0
20	VYNOKUROV Andrii	UKR	120.0	205.0		175.0			500.0
21	WATANABE Kazunari	JPC			190.0		300.0		490.0
22	TRUMAN Joseph	TIN			275.0	205.0			480.0
23	PERKINS Shane Alan	RUS	175.0		205.0		100.0		480.0
24	KELEMEN Pavel	CZE			190.0	275.0			465.0
25	LAFARGUE Quentin	FRA					450.0		450.0
26	KANG Shih Feng	TPE			190.0		250.0		440.0
27	CANELON Hersony	VEN	325.0		110.0	1.0			436.0
28	DUBCHENKO Aleksandr	RUS		120.0		175.0	130.0		425.0
29	NOVIK Uladzislau	BLR	120.0	175.0		120.0			415.0
30	FREITAS Kacio	BRA	190.0	80.0	50.0	80.0			400.0
31	SAHROM Muhammad Shah Firdaus	MAS					375.0		375.0
32	LENDEL Vasilijus	LTU	80.0	80.0	190.0	1.0			351.0
33	VORZHEV Pavel	KAZ	300.0		50.0				350.0
34	XU Chao	CHN			225.0	120.0			345.0
35	KAWABATA Tomoyuki	JPN	225.0	120.0					345.0
36	ARCHAMBAULT Joel	PTM		175.0	50.0	120.0			345.0
37	HELAL Rayan	FRA				325.0			325.0
38	BOTTICHER Stefan	GER			300.0				300.0
39	CONSTABLE Patrick	AUS		300.0					300.0
40	RAJKOWSKI Patryk	POL					275.0		275.0
41	PERVIS Francois	FRA	275.0						275.0
42	EILERS Joachim	GER				225.0			225.0
43	DAKIN Samuel	VNZ					205.0		205.0

Men's Keirin / Keirin hommes
World Cup Standings / Classement coupe du monde

As of SAT 19 JAN 2019

Rank	Name	Team Code	Event No 1	Event No 2	Event No 3	Event No 4	Event No 5	Event No 6	Total Points
44	JURCZYK Marc	GER	205.0						205.0
45	OH Jeseok	KOR			110.0	80.0			190.0
46	DORNBACH Maximilian	GER		175.0					175.0
47	CECI Luca	TRD	175.0						175.0
48	JONAUSKAS Svajunas	LTU					175.0		175.0
48	PONOMARYOV Sergey	KAZ					175.0		175.0
50	OMELCHENKO Sergii	AZE	1.0	1.0	50.0	1.0	100.0		153.0
51	BOTTASSO Leandro	ARG					130.0		130.0
51	WAMMES Nick	PTM					130.0		130.0
53	TJON EN FA Jair	SUR	120.0	1.0					121.0
54	BI Wenjun	CHN					100.0		100.0
55	SPIES Jean	RSA	1.0	80.0					81.0
56	HSIAO Shih Hsin	TPE				80.0			80.0
57	VERDUGO OSUNA Edgar Ismael	MEX		80.0					80.0
58	LIPA Mateusz	POL			50.0				50.0
59	LAW Tsz Chun	HKG		1.0					1.0
60	LIGTLEE Sam	NED	1.0						1.0
60	LIU Kuan	CHN	1.0						1.0

18-20 January 2019

Communiqué no. 42

Men's Keirin / Keirin hommes
Finals / Finales
Results / Résultats
 Sat 19 Jan 2019 - Race distance: 6 laps

Rank	Race Number	Name	Team Code	Time Behind
				200m Time: 10.266
				Average Speed km/h: 70.134
Final 1-6				
1	167	DAWKINS Edward	NZL	
2	114	LAFARGUE Quentin	FRA	+0.051
3	144	NITTA Yudai	JPN	+0.070
4	162	SAHROM Muhammad Shah Firdaus	MAS	+0.085
5	103	BABEK Tomas	CZE	+0.189
6	76	BARRETTE Hugo	CAN	+0.284
				200m Time: 10.263
				Average Speed km/h: 70.155
Final 7-12				
7	139	WATANABE Kazunari	JPC	
8	181	RAJKOWSKI Patryk	POL	+0.197
9	209	KANG Shih Feng	TPE	
10	129	SZALONTAY Sandor	HUN	
11	225	DAKIN Samuel	VNZ	
	67	SCHMID Jacob	AUS	DSQ
Did not qualify from First round				
13	109	PERALTA GASCON Juan	ESP	
13	151	PONOMARYOV Sergey	KAZ	
13	158	JONAUSKAS Svajunas	LTU	
16	61	BOTTASSO Leandro	ARG	
16	185	WAMMES Nick	PTM	
16	186	DUBCHENKO Aleksandr	RUS	
19	71	OMELCHENKO Sergii	AZE	
19	89	BI Wenjun	CHN	
19	196	PERKINS Shane Alan	RVL	

No 167 DAWKINS Edward (NZL)

Fine for taking off their helmet when on the track after passing the finish line CHF 100
 Amende pour avoir enlevé son casque sur la piste après avoir franchi la ligne d'arrivée CHF 100

No 67 SCHMID Jacob (AUS)

Relegation for moving down towards the inside of the track when a rival was already there plus warning
 Déclassement pour s'être rabattu vers l'intérieur alors que son concurrent s'y trouvait déjà avec avertissement

Communiqué approved by the Secretary of the Commissaires Panel:

LEGEND
DSQ Disqualified

18-20 January 2019

Communiqué no. 41

Men's Keirin / Keirin hommes
Finals / Finales
Start List / Liste de départ
 Sat 19 Jan 2019 - Race distance: 6 laps

Race Number	Name	Team Code
Final 7-12		
67	w SCHMID Jacob	AUS
129	SZALONTAY Sandor	HUN
139	WATANABE Kazunari	JPC
181	RAJKOWSKI Patryk	POL
209	KANG Shih Feng	TPE
225	DAKIN Samuel	VNZ
Final 1-6		
76	BARRETTE Hugo	CAN
103	BABEK Tomas	CZE
114	LAFARGUE Quentin	FRA
144	NITTA Yudai	JPN
162	SAHROM Muhammad Shah Firdaus	MAS
167	DAWKINS Edward	NZL

Communiqué approved by the Secretary of the Commissaires Panel:

.....

LEGEND
 w Warning

18-20 January 2019

Communiqué no. 40

Men's Keirin / Keirin hommes
Second Round / Deuxième tour
Results / Résultats
 Sat 19 Jan 2019 - Race distance: 6 laps

Rank	Race Number	Name	Team Code	Time Behind
				200m Time: 10.254
				Average Speed km/h: 70.217
Heat 1				
1	103	BABEK Tomas	CZE	
2	114	LAFARGUE Quentin	FRA	+0.010
3	162	SAHROM Muhammad Shah Firdaus	MAS	+0.072
4	225	DAKIN Samuel	VNZ	+0.080
5	67	SCHMID Jacob	AUS	+0.125
6	129	SZALONTAY Sandor	HUN	+0.247
				200m Time: 10.111
				Average Speed km/h: 71.210
Heat 2				
1	167	DAWKINS Edward	NZL	
2	76	BARRETTE Hugo	CAN	+0.056
3	144	NITTA Yudai	JPN	+0.064
4	209	KANG Shih Feng	TPE	+0.156
5	181	RAJKOWSKI Patryk	POL	+0.264
6	139	WATANABE Kazunari	JPC	+0.414

Qualification Rule:

The first three riders in each heat qualify to final 1-6, all other riders advance to final 7-12.

No 67 SCHMID Jacob (AUS)

Warning for entering the sprinter's lane when the opponent was already there

Avertissement pour être entré dans le couloir des sprinters alors que son adversaire s'y trouvait déjà

Communiqué approved by the Secretary of the Commissaires Panel:

.....

18-20 January 2019

Communiqué no. 39

Men's Keirin / Keirin hommes
Second Round / Deuxième tour
Start List / Liste de départ
 Sat 19 Jan 2019 - Race distance: 6 laps

Race Number	Name	Team Code
Heat 1		
67	SCHMID Jacob	AUS
103	BABEK Tomas	CZE
114	LAFARGUE Quentin	FRA
129	SZALONTAY Sandor	HUN
162	SAHROM Muhammad Shah Firdaus	MAS
225	DAKIN Samuel	VNZ
Heat 2		
76	BARRETTE Hugo	CAN
139	WATANABE Kazunari	JPC
144	NITTA Yudai	JPN
167	DAWKINS Edward	NZL
181	RAJKOWSKI Patryk	POL
209	KANG Shih Feng	TPE

Qualification Rule:

The first three riders in each heat qualify to final 1-6, all other riders advance to final 7-12.

Communiqué approved by the Secretary of the Commissaires Panel:

.....

18-20 January 2019

Communiqué no. 38

Men's Keirin / Keirin hommes
First Round Repechage / Repêchage premier tour
Results / Résultats

Sat 19 Jan 2019 - Race distance: 6 laps

Rank	Race Number	Name	Team Code	Time Behind
				200m Time: 10.373
				Average Speed km/h: 69.411
Heat 1				
1	67	SCHMID Jacob	AUS	
2	139	WATANABE Kazunari	JPC	+0.033
3	158	JONAUSKAS Svajunas	LTU	+0.155
4	185	WAMMES Nick	PTM	+0.257
5	71	OMELCHENKO Sergii	AZE	+0.344
				200m Time: 10.322
				Average Speed km/h: 69.754
Heat 2				
1	181	RAJKOWSKI Patryk	POL	
2	129	SZALONTAY Sandor	HUN	+0.114
3	151	PONOMARYOV Sergey	KAZ	+0.173
4	186	DUBCHENKO Aleksandr	RUS	+0.388
5	89	BI Wenjun	CHN	+1.319
				200m Time: 10.246
				Average Speed km/h: 70.271
Heat 3				
1	114	LAFARGUE Quentin	FRA	
2	209	KANG Shih Feng	TPE	+0.074
3	109	PERALTA GASCON Juan	ESP	+0.167
4	61	BOTTASSO Leandro	ARG	+0.252
5	196	PERKINS Shane Alan	RVL	+0.281

Qualification Rule:

The first two riders in each heat qualify to the Second round.

Communiqué approved by the Secretary of the Commissaires Panel:

.....

18-20 January 2019

Communiqué no. 37

Men's Keirin / Keirin hommes
First Round Repechage / Repêchage premier tour
Start List / Liste de départ
 Sat 19 Jan 2019 - Race distance: 6 laps

Race Number	Name	Team Code
Heat 1		
67	SCHMID Jacob	AUS
71	OMELCHENKO Sergii	AZE
139	WATANABE Kazunari	JPC
158	JONAUSKAS Svajunas	LTU
185	WAMMES Nick	PTM
Heat 2		
89	BI Wenjun	CHN
129	SZALONTAY Sandor	HUN
151	PONOMARYOV Sergey	KAZ
181	RAJKOWSKI Patryk	POL
186	DUBCHENKO Aleksandr	RUS
Heat 3		
61	BOTTASSO Leandro	ARG
109	PERALTA GASCON Juan	ESP
114	LAFARGUE Quentin	FRA
196	PERKINS Shane Alan	RVL
209	KANG Shih Feng	TPE

Qualification Rule:

The first two riders in each heat qualify to the Second round.

Communiqué approved by the Secretary of the Commissaires Panel:

.....

18-20 January 2019

Communiqué no. 36

Men's Keirin / Keirin hommes
First Round / Premier tour
Results / Résultats
 Sat 19 Jan 2019 - Race distance: 6 laps

Rank	Race Number	Name	Team Code	Time Behind
				200m Time: 10.388
				Average Speed km/h: 69.311
Heat 1				
1	103	BABEK Tomas	CZE	
2	76	BARRETTE Hugo	CAN	+0.088
3	67	SCHMID Jacob	AUS	+0.111
4	181	RAJKOWSKI Patryk	POL	+0.113
5	209	KANG Shih Feng	TPE	+0.358
6	158	JONAUSKAS Svajunas	LTU	+0.781
7	89	BI Wenjun	CHN	+0.927
				200m Time: 10.159
				Average Speed km/h: 70.873
Heat 2				
1	144	NITTA Yudai	JPN	
2	225	DAKIN Samuel	VNZ	+0.010
3	151	PONOMARYOV Sergey	KAZ	+0.228
4	109	PERALTA GASCON Juan	ESP	+0.325
5	185	WAMMES Nick	PTM	+0.397
6	114	LAFARGUE Quentin	FRA	+0.666
7	71	OMELCHENKO Sergii	AZE	+0.984
				200m Time: 10.465
				Average Speed km/h: 68.801
Heat 3				
1	167	DAWKINS Edward	NZL	
2	162	SAHROM Muhammad Shah Firdaus	MAS	+0.063
3	196	PERKINS Shane Alan	RVL	+0.098
4	139	WATANABE Kazunari	JPC	+0.127
5	129	SZALONTAY Sandor	HUN	+0.180
6	61	BOTTASSO Leandro	ARG	+1.686
7	186	DUBCHENKO Aleksandr	RUS	+1.950

Qualification Rule:

The first two riders in each heat qualify to the Second round, all other riders advance to the First round repechages.

Communiqué approved by the Secretary of the Commissaires Panel:

.....

18-20 January 2019

Communiqué no. 35

Men's Keirin / Keirin hommes
First Round / Premier tour
Start List / Liste de départ
 Sat 19 Jan 2019 - Race distance: 6 laps

Race Number	Name	Team Code
Heat 1		
67	SCHMID Jacob	AUS
76	BARRETTE Hugo	CAN
89	BI Wenjun	CHN
103	BABEK Tomas	CZE
158	JONAUSKAS Svajunas	LTU
181	RAJKOWSKI Patryk	POL
209	KANG Shih Feng	TPE
Heat 2		
71	OMELCHENKO Sergii	AZE
109	PERALTA GASCON Juan	ESP
114	LAFARGUE Quentin	FRA
144	NITTA Yudai	JPN
151	PONOMARYOV Sergey	KAZ
185	WAMMES Nick	PTM
225	DAKIN Samuel	VNZ
Heat 3		
61	BOTTASSO Leandro	ARG
129	SZALONTAY Sandor	HUN
139	WATANABE Kazunari	JPC
162	SAHROM Muhammad Shah Firdaus	MAS
167	DAWKINS Edward	NZL
186	DUBCHENKO Aleksandr	RUS
196	PERKINS Shane Alan	RVL

Qualification Rule:

The first two riders in each heat qualify to the Second round, all other riders advance to the First round repechages.

Communiqué approved by the Secretary of the Commissaires Panel:

.....

Men's Team Pursuit / Poursuite par équipe hommes
World Cup Standings / Classement coupe du monde

As of FRI 18 JAN 2019

Event No 1	Saint-Quentin-en-Yvelines (FRA)	19-21 OCT 2018
Event No 2	Milton (CAN)	26-28 OCT 2018
Event No 3	Berlin (GER)	30 NOV-2 DEC 2018
Event No 4	London (GBR)	14-16 DEC 2018
Event No 5	Cambridge (NZL)	18-20 JAN 2019
Event No 6	Hong-Kong (HKG)	25-27 JAN 2019

Rank	Name	Team Code	Event No 1	Event No 2	Event No 3	Event No 4	Event No 5	Event No 6	Total Points
1	DENMARK	DEN	1000.0	1000.0	900.0	700.0			3600.0
2	HUUB WATTBIKE TEST TEAM	HUB	750.0	900.0	750.0	1000.0			3400.0
3	GREAT BRITAIN	GBR	900.0	800.0	700.0	800.0			3200.0
4	ITALY	ITA	800.0	500.0	500.0	750.0	650.0		3200.0
5	BELGIUM	BEL	450.0	600.0	600.0	900.0			2550.0
6	GERMANY	GER	700.0	650.0	650.0	550.0			2550.0
7	CANADA	CAN		700.0	800.0		900.0		2400.0
8	NEW ZEALAND	NZL	650.0	550.0			1000.0		2200.0
9	RUSSIAN FEDERATION	RUS	550.0	410.0	550.0		550.0		2060.0
10	SWITZERLAND	SUI	410.0	450.0	290.0		800.0		1950.0
11	POLAND	POL	500.0	320.0	410.0	650.0			1880.0
12	FRANCE	FRA	600.0	750.0		500.0			1850.0
13	AUSTRALIA	AUS			1000.0		700.0		1700.0
14	UNITED STATES OF AMERICA	USA		380.0			750.0		1130.0
15	KOREA	KOR			450.0	600.0			1050.0
16	UKRAINE	UKR	320.0		260.0		450.0		1030.0
17	JAPAN	JPN		290.0			600.0		890.0
18	PEOPLE'S REPUBLIC OF CHINA	CHN				450.0	410.0		860.0
19	BELARUS	BLR	380.0		350.0				730.0
20	TRACK-TEAM BRANDENBURG	TTB	350.0		320.0				670.0
21	TEAM VANTAGE NEW ZEALAND TRACK TRA.	VNZ					500.0		500.0
22	LOKOSPHINX	LOK			380.0				380.0
23	P2M	PTM		350.0					350.0
24	KAZAKHSTAN	KAZ			240.0				240.0
25	MARATHON-TULA CYCLING TEAM	MCT			220.0				220.0

Men's Team Pursuit / Poursuite par équipe hommes
Finals / Finales
Results and Final Classification / Résultats et classement final
 Fri 18 Jan 2019 - Race distance: 4000m

World Record	3:49.804 AUSTRALIA	Brisbane (AUS)	5 APR 2018
---------------------	--------------------	----------------	------------

Rank	Team / Name	1000m	2000m 1000-2000	3000m 2000-3000	Time 3000-4000	Average Speed km/h
Final for Gold						
GOLD	1 NZL - New Zealand	1:02.424 (1)	1:58.516 (1)	2:54.023 (1)	3:50.159	62.565
	41 GOUGH Regan		56.092 (1)	55.507 (1)	56.136 (1)	
	42 STEWART Campbell					
	169 KERBY Jordan					
	170 KERGOZOU Nicholas					(X)
SILVER	2 CAN - Canada	1:03.498 (2)	2:00.444 (2)	2:56.931 (2)	3:53.156	61.761
	13 CAVES Aidan		56.946 (2)	56.487 (2)	56.225 (2)	
	78 GEE Derek					
	79 JAMIESON Adam					(X)
	80 LAMOUREUX Jay					
Final for Bronze						
BRONZE	3 SUI - Switzerland	1:04.019 (2)	2:01.323 (2)	2:58.373 (1)	3:55.204	61.223
	53 IMHOF Claudio		57.304 (2)	57.050 (1)	56.831 (1)	
	205 BISSEGGER Stefan					
	206 PASCHE Frank					(X)
	208 THIERY Cyrille					
	4 USA - United States	1:03.478 (1)	2:00.741 (1)	2:58.587 (2)	4:00.320	59.920
	219 HOOVER Gavin		57.263 (1)	57.846 (2)	1:01.733 (2)	
	220 LAMBIE Ashton					
	218 HEGYVARY Adrian					
	222 YOUNG Eric					(X)
Placed after First Round						
	5 AUS - Australia					
	66 QUICK Blake					
	3 SLATTERY Godfrey					
	64 LEAHY Conor					
	65 PLAPP Lucas					
	6 ITA - Italy					
	30 BERTAZZO Liam					
	31 LAMON Francesco					
	132 MORO Stefano					
	133 SCARTEZZINI Michele					
	7 JPN - Japan					
	35 KUBOKI Kazushige					
	141 CHIKATANI Ryo					
	143 ICHIMARU Shogo					
	145 SAWADA Keitaro					
	8 RUS - Russian Federation					
	49 ERSHOV Artur					
	189 KULIKOV Vladislav					
	187 EVTUSHENKO Alexander					
	190 KURBATOV Aleksei					

Men's Team Pursuit / Poursuite par équipe hommes
Finals / Finales
Results and Final Classification / Résultats et classement final
 Fri 18 Jan 2019 - Race distance: 4000m

Rank	Team / Name	1000m	2000m 1000-2000	3000m 2000-3000	Time 3000-4000	Average Speed km/h
------	-------------	-------	--------------------	--------------------	-------------------	--------------------------

Did not qualify first round

9 VNZ - Team Vantage New Zealand Track Trade Team

- 228 O'DONNELL Bailey
- 230 STRONG Corbin
- 231 TREYMANE Jarred
- 226 JACKSON George

10 UKR - Ukraine

- 56 GLADYSH Roman
- 57 HRYNIV Vitaliy
- 211 DZHUS Volodymyr
- 213 SHCHERBAN Vladyslav

11 CHN - China

- 16 GUO Liang
- 90 CHEN Zhiwen
- 92 SHEN Pingan
- 94 XU Zhaoliang

Communiqué approved by the Secretary of the Commissaires Panel:

LEGEND (X) Rider pulled out before the finish

18-20 January 2019

Men's Team Pursuit / Poursuite par équipe hommes
Finals / Finales
Race Analysis / Analyse de course

GOLD

NZL - New Zealand				CAN - Canada			
Distance	Time	Rank	Lap Time	Distance	Time	Rank	Lap Time
125m	12.932	1		125m	13.590	2	
250m	20.381	1	20.381	250m	21.327	2	21.327
375m	27.384	1		375m	28.414	2	
500m	34.303	1	13.922	500m	35.406	2	14.079
625m	41.373	1		625m	42.298	2	
750m	48.385	1	14.082	750m	49.378	2	13.972
875m	55.365	1		875m	56.414	2	
1000m	1:02.424	1	14.039	1000m	1:03.498	2	14.120
1125m	1:09.400	1		1125m	1:10.638	2	
1250m	1:16.375	1	13.951	1250m	1:17.862	2	14.364
1375m	1:23.372	1		1375m	1:24.920	2	
1500m	1:30.512	1	14.137	1500m	1:31.937	2	14.075
1625m	1:37.495	1		1625m	1:39.106	2	
1750m	1:44.495	1	13.983	1750m	1:46.158	2	14.221
1875m	1:51.460	1		1875m	1:53.353	2	
2000m	1:58.516	1	14.021	2000m	2:00.444	2	14.286
2125m	2:05.496	1		2125m	2:07.517	2	
2250m	2:12.447	1	13.931	2250m	2:14.557	2	14.113
2375m	2:19.380	1		2375m	2:21.691	2	
2500m	2:26.500	1	14.053	2500m	2:28.743	2	14.186
2625m	2:33.374	1		2625m	2:35.748	2	
2750m	2:40.209	1	13.709	2750m	2:42.775	2	14.032
2875m	2:47.047	1		2875m	2:49.903	2	
3000m	2:54.023	1	13.814	3000m	2:56.931	2	14.156
3125m	3:01.003	1		3125m	3:03.975	2	
3250m	3:08.116	1	14.093	3250m	3:11.123	2	14.192
3375m	3:15.382	1		3375m	3:18.087	2	
3500m	3:22.339	1	14.223	3500m	3:25.000	2	13.877
3625m	3:29.269	1		3625m	3:32.101	2	
3750m	3:36.180	1	13.841	3750m	3:39.043	2	14.043
3875m	3:43.152	1		3875m	3:46.084	2	
4000m	3:50.159	1	13.979	4000m	3:53.156	2	14.113

18-20 January 2019

Men's Team Pursuit / Poursuite par équipe hommes
Finals / Finales
Race Analysis / Analyse de course

BRONZE

SUI - Switzerland				USA - United States			
Distance	Time	Rank	Lap Time	Distance	Time	Rank	Lap Time
125m	13.619	2		125m	13.172	1	
250m	21.546	2	21.546	250m	20.821	1	20.821
375m	28.895	2		375m	28.000	1	
500m	36.125	2	14.579	500m	34.998	1	14.177
625m	43.085	2		625m	42.124	1	
750m	50.149	2	14.024	750m	49.201	1	14.203
875m	57.086	2		875m	56.340	1	
1000m	1:04.019	2	13.870	1000m	1:03.478	1	14.277
1125m	1:11.134	2		1125m	1:10.745	1	
1250m	1:18.236	2	14.217	1250m	1:17.988	1	14.510
1375m	1:25.343	2		1375m	1:25.313	1	
1500m	1:32.458	2	14.222	1500m	1:32.423	1	14.435
1625m	1:39.674	2		1625m	1:39.480	1	
1750m	1:46.812	2	14.354	1750m	1:46.521	1	14.098
1875m	1:53.985	2		1875m	1:53.677	1	
2000m	2:01.323	2	14.511	2000m	2:00.741	1	14.220
2125m	2:08.487	2		2125m	2:07.903	1	
2250m	2:15.645	2	14.322	2250m	2:15.048	1	14.307
2375m	2:22.881	2		2375m	2:22.229	1	
2500m	2:29.970	2	14.325	2500m	2:29.593	1	14.545
2625m	2:37.042	1		2625m	2:37.063	2	
2750m	2:44.094	1	14.124	2750m	2:44.242	2	14.649
2875m	2:51.265	1		2875m	2:51.462	2	
3000m	2:58.373	1	14.279	3000m	2:58.587	2	14.345
3125m	3:05.483	1		3125m	3:05.705	2	
3250m	3:12.670	1	14.297	3250m	3:12.871	2	14.284
3375m	3:19.993	1		3375m	3:20.177	2	
3500m	3:27.019	1	14.349	3500m	3:27.742	2	14.871
3625m	3:34.017	1		3625m	3:35.529	2	
3750m	3:41.110	1	14.091	3750m	3:43.556	2	15.814
3875m	3:48.115	1		3875m	3:51.771	2	
4000m	3:55.204	3	14.094	4000m	4:00.320	4	16.764

Communiqué approved by the Secretary of the Commissaires Panel:

18-20 January 2019

Communiqué no. 48 Rectificatif 1

Men's Team Pursuit / Poursuite par équipe hommes
Finals / Finales
Start List / Liste de départ
 Fri 18 Jan 2019 - Race distance: 4000m

World Record	3:49.804 AUSTRALIA	Brisbane (AUS)	5 APR 2018
---------------------	--------------------	----------------	------------

Heat	Race Number	Team / Name	Time
FOR BRONZE		SUI - Switzerland	_____
	53	IMHOF Claudio	
	205	BISSEGGER Stefan	
	206	PASCHE Frank	
	208	THIERY Cyrille	
		USA - United States	_____
	219	HOOVER Gavin	
	220	LAMBIE Ashton	
	218	HEGYVARY Adrian	
	222	YOUNG Eric	
FOR GOLD		NZL - New Zealand	_____
	41	GOUGH Regan	
	42	STEWART Campbell	
	169	KERBY Jordan	
	170	KERGOZOU Nicholas	
		CAN - Canada	_____
	13	CAVES Aidan	
	78	GEE Derek	
	79	JAMIESON Adam	
	80	LAMOUREUX Jay	

Communiqué approved by the Secretary of the Commissaires Panel:

.....

Note:
 The composition of the teams may be subject to change up to one hour before the start of the race.

18-20 January 2019

Communiqué no. 47

Men's Team Pursuit / Poursuite par équipe hommes
First Round / Premier tour
Results / Résultats

Fri 18 Jan 2019 - Race distance: 4000m

World Record	3:49.804 AUSTRALIA	Brisbane (AUS)	5 APR 2018
---------------------	--------------------	----------------	------------

Heat	Rank	Team / Name	1000m	2000m 1000-2000	3000m 2000-3000	Time 3000-4000	Average Speed km/h	
1	1	AUS - Australia	1:03.745 (1)	2:01.165 (1)	2:59.069 (1)	3:56.379	60.919	
		66 QUICK Blake		57.420 (2)	57.904 (1)	57.310 (1)		
		3 SLATTERY Godfrey						(X)
		64 LEAHY Conor						
		65 PLAPP Lucas						
	2	RUS - Russian Federation	1:06.046 (2)	2:03.273 (2)	3:01.392 (2)	4:02.394	59.407	
		49 ERSHOV Artur		57.227 (1)	58.119 (2)	1:01.002 (2)		
		189 KULIKOV Vladislav						
		187 EVTUSHENKO Alexander						
		190 KURBATOV Aleksei						(X)
2	1	ITA - Italy	1:04.062 (1)	2:01.068 (1)	2:58.770 (1)	3:56.731	60.829	
		30 BERTAZZO Liam		57.006 (1)	57.702 (1)	57.961 (1)		
		31 LAMON Francesco						
		132 MORO Stefano						(X)
		133 SCARTEZZINI Michele						
	2	JPN - Japan	1:04.392 (2)	2:02.636 (2)	3:00.721 (2)	3:59.073	60.233	
		35 KUBOKI Kazushige		58.244 (2)	58.085 (2)	58.352 (2)		
		141 CHIKATANI Ryo						
		143 ICHIMARU Shogo						(X)
		145 SAWADA Keitaro						
3	1	CAN - Canada	1:03.176 (1)	2:00.133 (1)	2:56.142 (1)	3:52.420	61.957	QG
		77 de HAITRE Vincent		56.957 (2)	56.009 (1)	56.278 (1)		
		78 GEE Derek						
		79 JAMIESON Adam						
		80 LAMOUREUX Jay						
	2	SUI - Switzerland	1:04.160 (2)	2:01.004 (2)	2:57.455 (2)	3:54.858	61.314	QB
		53 IMHOF Claudio		56.844 (1)	56.451 (2)	57.403 (2)		
		205 BISSEGGER Stefan						
		206 PASCHE Frank						
		208 THIERY Cyrille						
4	1	NZL - New Zealand	1:02.276 (1)	1:59.098 (1)	2:55.491 (1)	3:51.722	62.143	QG
		41 GOUGH Regan		56.822 (2)	56.393 (1)	56.231 (1)		
		42 STEWART Campbell						
		169 KERBY Jordan						
		172 SEXTON Tom						(X)
	2	USA - United States	1:03.569 (2)	2:00.221 (2)	2:58.265 (2)	3:56.087	60.994	QB
		219 HOOVER Gavin		56.652 (1)	58.044 (2)	57.822 (2)		
		220 LAMBIE Ashton						
		221 SUMMERHILL Daniel						
		222 YOUNG Eric						(X)

18-20 January 2019

Communiqué no. 47

Men's Team Pursuit / Poursuite par équipe hommes
First Round / Premier tour
Results / Résultats

Fri 18 Jan 2019 - Race distance: 4000m

Heat	Rank	Team / Name	1000m	2000m 1000-2000	3000m 2000-3000	Time 3000-4000	Average Speed km/h
------	------	-------------	-------	--------------------	--------------------	-------------------	--------------------------

Qualification Rule:

The winners of heats 3 and 4 in the First round ride the final for the gold and silver medals.
 The remaining six teams will be ranked by their times in the First round and will be paired as follows:
 The two fastest teams ride the final for the bronze medal.

Communiqué approved by the Secretary of the Commissaires Panel:

LEGEND			
(X)	Rider pulled out before the finish	QB	Qualified for Bronze
		QG	Qualified for Gold

18-20 January 2019

Men's Team Pursuit / Poursuite par équipe hommes
First Round / Premier tour
Race Analysis / Analyse de course

Heat 1

RUS - Russian Federation				AUS - Australia			
Distance	Time	Rank	Lap Time	Distance	Time	Rank	Lap Time
125m	14.032	2		125m	13.138	1	
250m	21.996	2	21.996	250m	20.883	1	20.883
375m	29.536	2		375m	28.209	1	
500m	36.849	2	14.853	500m	35.457	1	14.574
625m	44.296	2		625m	42.516	1	
750m	51.581	2	14.732	750m	49.559	1	14.102
875m	58.785	2		875m	56.693	1	
1000m	1:06.046	2	14.465	1000m	1:03.745	1	14.186
1125m	1:13.148	2		1125m	1:10.774	1	
1250m	1:20.236	2	14.190	1250m	1:17.967	1	14.222
1375m	1:27.421	2		1375m	1:25.108	1	
1500m	1:34.504	2	14.268	1500m	1:32.235	1	14.268
1625m	1:41.713	2		1625m	1:39.486	1	
1750m	1:48.785	2	14.281	1750m	1:46.775	1	14.540
1875m	1:56.061	2		1875m	1:54.001	1	
2000m	2:03.273	2	14.488	2000m	2:01.165	1	14.390
2125m	2:10.394	2		2125m	2:08.414	1	
2250m	2:17.619	2	14.346	2250m	2:15.587	1	14.422
2375m	2:24.793	2		2375m	2:22.780	1	
2500m	2:32.021	2	14.402	2500m	2:29.986	1	14.399
2625m	2:39.415	2		2625m	2:37.310	1	
2750m	2:46.787	2	14.766	2750m	2:44.557	1	14.571
2875m	2:53.980	2		2875m	2:51.830	1	
3000m	3:01.392	2	14.605	3000m	2:59.069	1	14.512
3125m	3:08.573	2		3125m	3:06.418	1	
3250m	3:15.803	2	14.411	3250m	3:13.642	1	14.573
3375m	3:23.562	2		3375m	3:21.007	1	
3500m	3:31.259	2	15.456	3500m	3:28.136	1	14.494
3625m	3:39.086	2		3625m	3:35.173	1	
3750m	3:46.965	2	15.706	3750m	3:42.314	1	14.178
3875m	3:54.602	2		3875m	3:49.356	1	
4000m	4:02.394	2	15.429	4000m	3:56.379	1	14.065

18-20 January 2019

Men's Team Pursuit / Poursuite par équipe hommes
First Round / Premier tour
Race Analysis / Analyse de course

Heat 2

ITA - Italy				JPN - Japan			
Distance	Time	Rank	Lap Time	Distance	Time	Rank	Lap Time
125m	13.366	1		125m	13.513	2	
250m	20.943	1	20.943	250m	21.487	2	21.487
375m	28.057	1		375m	28.767	2	
500m	35.211	1	14.268	500m	35.915	2	14.428
625m	42.384	1		625m	42.929	2	
750m	49.620	1	14.409	750m	50.127	2	14.212
875m	56.808	1		875m	57.212	2	
1000m	1:04.062	1	14.442	1000m	1:04.392	2	14.265
1125m	1:11.082	1		1125m	1:11.652	2	
1250m	1:18.135	1	14.073	1250m	1:18.865	2	14.473
1375m	1:25.359	1		1375m	1:26.105	2	
1500m	1:32.508	1	14.373	1500m	1:33.423	2	14.558
1625m	1:39.664	1		1625m	1:40.619	2	
1750m	1:46.904	1	14.396	1750m	1:47.871	2	14.448
1875m	1:54.001	1		1875m	1:55.189	2	
2000m	2:01.068	1	14.164	2000m	2:02.636	2	14.765
2125m	2:08.230	1		2125m	2:09.846	2	
2250m	2:15.370	1	14.302	2250m	2:16.976	2	14.340
2375m	2:22.521	1		2375m	2:24.284	2	
2500m	2:29.670	1	14.300	2500m	2:31.510	2	14.534
2625m	2:36.891	1		2625m	2:38.906	2	
2750m	2:44.005	1	14.335	2750m	2:46.194	2	14.684
2875m	2:51.273	1		2875m	2:53.461	2	
3000m	2:58.770	1	14.765	3000m	3:00.721	2	14.527
3125m	3:06.060	1		3125m	3:07.996	2	
3250m	3:13.446	1	14.676	3250m	3:15.420	2	14.699
3375m	3:20.641	1		3375m	3:22.694	2	
3500m	3:27.855	1	14.409	3500m	3:29.968	2	14.548
3625m	3:35.028	1		3625m	3:37.263	2	
3750m	3:42.310	1	14.455	3750m	3:44.552	2	14.584
3875m	3:49.442	1		3875m	3:51.797	2	
4000m	3:56.731	1	14.421	4000m	3:59.073	2	14.521

18-20 January 2019

Men's Team Pursuit / Poursuite par équipe hommes
First Round / Premier tour
Race Analysis / Analyse de course

Heat 3

CAN - Canada				SUI - Switzerland			
Distance	Time	Rank	Lap Time	Distance	Time	Rank	Lap Time
125m	13.378	1		125m	13.652	2	
250m	20.781	1	20.781	250m	21.561	2	21.561
375m	27.868	1		375m	28.883	2	
500m	34.977	1	14.196	500m	36.103	2	14.542
625m	41.934	1		625m	43.128	2	
750m	49.059	1	14.082	750m	50.178	2	14.075
875m	56.120	1		875m	57.151	2	
1000m	1:03.176	1	14.117	1000m	1:04.160	2	13.982
1125m	1:10.320	1		1125m	1:11.340	2	
1250m	1:17.532	1	14.356	1250m	1:18.395	2	14.235
1375m	1:24.563	1		1375m	1:25.441	2	
1500m	1:31.541	1	14.009	1500m	1:32.506	2	14.111
1625m	1:38.719	1		1625m	1:39.714	2	
1750m	1:45.868	1	14.327	1750m	1:46.773	2	14.267
1875m	1:53.080	1		1875m	1:53.967	2	
2000m	2:00.133	1	14.265	2000m	2:01.004	2	14.231
2125m	2:07.164	1		2125m	2:08.024	2	
2250m	2:14.288	1	14.155	2250m	2:15.056	2	14.052
2375m	2:21.322	1		2375m	2:22.052	2	
2500m	2:28.298	1	14.010	2500m	2:29.081	2	14.025
2625m	2:35.262	1		2625m	2:36.142	2	
2750m	2:42.295	1	13.997	2750m	2:43.348	2	14.267
2875m	2:49.223	1		2875m	2:50.411	2	
3000m	2:56.142	1	13.847	3000m	2:57.455	2	14.107
3125m	3:03.215	1		3125m	3:04.520	2	
3250m	3:10.142	1	14.000	3250m	3:11.812	2	14.357
3375m	3:17.289	1		3375m	3:19.065	2	
3500m	3:24.291	1	14.149	3500m	3:26.127	2	14.315
3625m	3:31.309	1		3625m	3:33.267	2	
3750m	3:38.413	1	14.122	3750m	3:40.354	2	14.227
3875m	3:45.385	1		3875m	3:47.652	2	
4000m	3:52.420	1	14.007	4000m	3:54.858	2	14.504

18-20 January 2019

Men's Team Pursuit / Poursuite par équipe hommes
First Round / Premier tour
Race Analysis / Analyse de course

Heat 4

NZL - New Zealand				USA - United States			
Distance	Time	Rank	Lap Time	Distance	Time	Rank	Lap Time
125m	12.813	1		125m	13.331	2	
250m	20.260	1	20.260	250m	21.043	2	21.043
375m	27.306	1		375m	28.204	2	
500m	34.251	1	13.991	500m	35.207	2	14.164
625m	41.289	1		625m	42.298	2	
750m	48.229	1	13.978	750m	49.370	2	14.163
875m	55.188	1		875m	56.481	2	
1000m	1:02.276	1	14.047	1000m	1:03.569	2	14.199
1125m	1:09.335	1		1125m	1:10.788	2	
1250m	1:16.454	1	14.178	1250m	1:17.861	2	14.292
1375m	1:23.564	1		1375m	1:25.003	2	
1500m	1:30.840	1	14.386	1500m	1:31.985	2	14.124
1625m	1:37.944	1		1625m	1:39.045	2	
1750m	1:44.998	1	14.158	1750m	1:46.092	2	14.107
1875m	1:52.004	1		1875m	1:53.160	2	
2000m	1:59.098	1	14.100	2000m	2:00.221	2	14.129
2125m	2:06.121	1		2125m	2:07.374	2	
2250m	2:13.156	1	14.058	2250m	2:14.438	2	14.217
2375m	2:20.220	1		2375m	2:21.646	2	
2500m	2:27.489	1	14.333	2500m	2:28.789	2	14.351
2625m	2:34.496	1		2625m	2:35.979	2	
2750m	2:41.475	1	13.986	2750m	2:43.423	2	14.634
2875m	2:48.423	1		2875m	2:50.933	2	
3000m	2:55.491	1	14.016	3000m	2:58.265	2	14.842
3125m	3:02.474	1		3125m	3:05.572	2	
3250m	3:09.512	1	14.021	3250m	3:12.753	2	14.488
3375m	3:16.632	1		3375m	3:19.917	2	
3500m	3:23.897	1	14.385	3500m	3:27.058	2	14.305
3625m	3:30.906	1		3625m	3:34.209	2	
3750m	3:37.860	1	13.963	3750m	3:41.385	2	14.327
3875m	3:44.754	1		3875m	3:48.629	2	
4000m	3:51.722	1	13.862	4000m	3:56.087	2	14.702

Communiqué approved by the Secretary of the Commissaires Panel:

Men's Team Pursuit / Poursuite par équipe hommes
First Round / Premier tour
Start List / Liste de départ
 Fri 18 Jan 2019 - Race distance: 4000m

World Record	3:49.804 AUSTRALIA	Brisbane (AUS)	5 APR 2018
---------------------	--------------------	----------------	------------

Heat	Race Number	Team / Name	Time
1		RUS - Russian Federation	_____
	49	ERSHOV Artur	
	189	KULIKOV Vladislav	
	187	EVTUSHENKO Alexander	
	190	KURBATOV Aleksei	
		AUS - Australia	_____
	66	QUICK Blake	
	3	SLATTERY Godfrey	
	64	LEAHY Conor	
	65	PLAPP Lucas	
2		ITA - Italy	_____
	30	BERTAZZO Liam	
	31	LAMON Francesco	
	132	MORO Stefano	
	133	SCARTEZZINI Michele	
		JPN - Japan	_____
	35	KUBOKI Kazushige	
	141	CHIKATANI Ryo	
143	ICHIMARU Shogo		
145	SAWADA Keitaro		
3		CAN - Canada	_____
	77	de HAITRE Vincent	
	78	GEE Derek	
	79	JAMIESON Adam	
	80	LAMOUREUX Jay	
		SUI - Switzerland	_____
	53	IMHOF Claudio	
	205	BISSEGGER Stefan	
	206	PASCHE Frank	
	208	THIERY Cyrille	

Men's Team Pursuit / Poursuite par équipe hommes
First Round / Premier tour
Start List / Liste de départ
 Fri 18 Jan 2019 - Race distance: 4000m

Heat	Race Number	Team / Name	Time
4		NZL - New Zealand	
	41	GOUGH Regan	
	42	STEWART Campbell	
	169	KERBY Jordan	
	172	SEXTON Tom	
		USA - United States	
	219	HOOVER Gavin	
	220	LAMBIE Ashton	
	221	SUMMERHILL Daniel	
	222	YOUNG Eric	

Qualification Rule:

The winners of heats 3 and 4 in the First round ride the final for the gold and silver medals.
 The remaining six teams will be ranked by their times in the First round and will be paired as follows:
 The two fastest teams ride the final for the bronze medal.

Communiqué approved by the Secretary of the Commissaires Panel:

.....

Note:

The composition of the teams may be subject to change up to one hour before the start of the race.

18-20 January 2019

Communiqué no. 45

Men's Team Pursuit / Poursuite par équipe hommes
Qualifying / Qualifications
Results / Résultats

Fri 18 Jan 2019 - Race distance: 4000m

World Record	3:49.804 AUSTRALIA	Brisbane (AUS)	5 APR 2018
---------------------	--------------------	----------------	------------

Rank	Team / Name	1000m	2000m 1000-2000	3000m 2000-3000	Time 3000-4000	Average Speed km/h
1	NZL - New Zealand	1:03.637 (2)	2:00.719 (1)	2:57.720 (1)	3:55.004	61.276
	169 KERBY Jordan		57.082 (1)	57.001 (2)	57.284 (2)	
	42 STEWART Campbell					
	170 KERGOZOU Nicholas					(X)
	41 GOUGH Regan					
2	CAN - Canada	1:04.250 (4)	2:01.832 (3)	2:58.727 (2)	3:55.295	61.200
	13 CAVES Aidan		57.582 (2)	56.895 (1)	56.568 (1)	
	78 GEE Derek					
	79 JAMIESON Adam					
	80 LAMOUREUX Jay					
3	SUI - Switzerland	1:04.899 (7)	2:02.662 (5)	3:00.538 (4)	3:58.956	60.262
	53 IMHOF Claudio		57.763 (3)	57.876 (3)	58.418 (4)	
	205 BISSEGGER Stefan					
	207 RUEGG Lukas					(X)
	208 THIERY Cyrille					
4	USA - United States	1:04.194 (3)	2:02.251 (4)	3:00.246 (3)	3:59.469	60.133
	221 SUMMERHILL Daniel		58.057 (6)	57.995 (4)	59.223 (6)	
	222 YOUNG Eric					(X)
	220 LAMBIE Ashton					
	219 HOOVER Gavin					
5	ITA - Italy	1:04.759 (6)	2:03.124 (6)	3:01.922 (7)	3:59.882	60.030
	30 BERTAZZO Liam		58.365 (7)	58.798 (6)	57.960 (3)	
	31 LAMON Francesco					
	132 MORO Stefano					(X)
	133 SCARTEZZINI Michele					
6	RUS - Russian Federation	1:05.647 (8)	2:03.668 (8)	3:01.836 (6)	4:01.995	59.505
	49 ERSHOV Artur		58.021 (5)	58.168 (5)	1:00.159 (8)	
	50 MANAKOV Viktor					
	187 EVTUSHENKO Alexander					
	190 KURBATOV Aleksei					(X)
7	AUS - Australia	1:03.573 (1)	2:01.344 (2)	3:00.655 (5)	4:02.293	59.432
	2 DRIZNERS Jarrad		57.771 (4)	59.311 (7)	1:01.638 (11)	
	3 SLATTERY Godfrey					(X)
	64 LEAHY Conor					
	65 PLAPP Lucas					
8	JPN - Japan	1:04.752 (5)	2:03.309 (7)	3:03.141 (8)	4:03.064	59.244
	145 SAWADA Keitaro		58.557 (8)	59.832 (9)	59.923 (7)	
	35 KUBOKI Kazushige					
	141 CHIKATANI Ryo					
	143 ICHIMARU Shogo					(X)
9	VNZ - Team Vantage New Zealand Track Trade Team	1:06.506 (10)	2:07.227 (11)	3:07.717 (11)	4:06.323	58.460
	228 O'DONNELL Bailey		1:00.721 (11)	1:00.490 (10)	58.606 (5)	
	230 STRONG Corbin					
	231 TREYMANE Jarred					
	226 JACKSON George					(X)

Men's Team Pursuit / Poursuite par équipe hommes
Qualifying / Qualifications
Results / Résultats

Fri 18 Jan 2019 - Race distance: 4000m

Rank	Team / Name	1000m	2000m 1000-2000	3000m 2000-3000	Time 3000-4000	Average Speed km/h
10	UKR - Ukraine	1:07.432 (11)	2:06.950 (10)	3:06.716 (9)	4:07.109	58.274
	56 GLADYSH Roman		59.518 (9)	59.766 (8)	1:00.393 (9)	
	57 HRYNIV Vitaliy					
	211 DZHUS Volodymyr					
	213 SHCHERBAN Vladyslav (X)					
11	CHN - China	1:05.873 (9)	2:06.412 (9)	3:07.091 (10)	4:08.538	57.939
	16 GUO Liang		1:00.539 (10)	1:00.679 (11)	1:01.447 (10)	
	90 CHEN Zhiwen					
	92 SHEN Pingan					
	94 XU Zhaoliang (X)					

Qualification Rule:

The eight teams recording the best times in the qualifying round will be matched in the First round as follows:
 The 6th fastest team against the 7th fastest team.
 The 5th fastest team against the 8th fastest team.
 The 2nd fastest team against the 3rd fastest team.
 The fastest team against the 4th fastest team.
 The winners of heats 3 and 4 in the First round ride the final for the gold and silver medals.
 The remaining six teams will be ranked by their times in the First round and will be paired as follows:
 The two fastest teams ride the final for the bronze medal.

Communiqué approved by the Secretary of the Commissaires Panel:

LEGEND

(X) Rider pulled out before the finish

18-20 January 2019

Men's Team Pursuit / Poursuite par équipe hommes
Qualifying / Qualifications
Race Analysis / Analyse de course

Heat 1				Heat 2			
Distance	UKR - Ukraine		Lap Time	Distance	AUS - Australia		Lap Time
	Time	Rank			Time	Rank	
125m	13.678	10		125m	13.014	1	
250m	21.898	11	21.898	250m	20.766	1	20.766
375m	29.860	11		375m	27.949	1	
500m	37.436	11	15.538	500m	35.075	1	14.309
625m	45.042	11		625m	42.094	1	
750m	52.500	11	15.064	750m	49.225	1	14.150
875m	59.883	11		875m	56.350	1	
1000m	1:07.432	11	14.932	1000m	1:03.573	1	14.348
1125m	1:14.827	11		1125m	1:10.932	2	
1250m	1:22.180	11	14.748	1250m	1:18.102	2	14.529
1375m	1:29.659	11		1375m	1:25.207	2	
1500m	1:37.101	11	14.921	1500m	1:32.290	2	14.188
1625m	1:44.648	11		1625m	1:39.503	2	
1750m	1:52.068	11	14.967	1750m	1:46.831	2	14.541
1875m	1:59.562	10		1875m	1:54.086	2	
2000m	2:06.950	10	14.882	2000m	2:01.344	2	14.513
2125m	2:14.361	10		2125m	2:08.690	2	
2250m	2:21.795	10	14.845	2250m	2:16.053	2	14.709
2375m	2:29.413	10		2375m	2:23.459	3	
2500m	2:36.843	9	15.048	2500m	2:30.991	3	14.938
2625m	2:44.201	9		2625m	2:38.407	4	
2750m	2:51.664	9	14.821	2750m	2:45.831	4	14.840
2875m	2:59.098	9		2875m	2:53.189	4	
3000m	3:06.716	9	15.052	3000m	3:00.655	5	14.824
3125m	3:14.104	9		3125m	3:08.194	5	
3250m	3:21.642	9	14.926	3250m	3:15.496	5	14.841
3375m	3:29.024	9		3375m	3:22.768	4	
3500m	3:36.712	9	15.070	3500m	3:30.275	5	14.779
3625m	3:44.207	9		3625m	3:38.211	5	
3750m	3:51.880	9	15.168	3750m	3:46.082	6	15.807
3875m	3:59.369	10		3875m	3:54.090	6	
4000m	4:07.109	10	15.229	4000m	4:02.293	7	16.211

18-20 January 2019

Men's Team Pursuit / Poursuite par équipe hommes
Qualifying / Qualifications
Race Analysis / Analyse de course

Heat 3				Heat 4			
JPN - Japan				CHN - China			
Distance	Time	Rank	Lap Time	Distance	Time	Rank	Lap Time
125m	13.635	8		125m	13.523	6	
250m	21.574	8	21.574	250m	21.332	5	21.332
375m	28.797	7		375m	28.793	6	
500m	35.963	6	14.389	500m	36.302	8	14.970
625m	42.987	6		625m	43.745	8	
750m	50.263	6	14.300	750m	51.236	9	14.934
875m	57.509	6		875m	58.542	9	
1000m	1:04.752	5	14.489	1000m	1:05.873	9	14.637
1125m	1:12.008	5		1125m	1:13.410	9	
1250m	1:19.411	7	14.659	1250m	1:20.875	9	15.002
1375m	1:26.738	7		1375m	1:28.328	9	
1500m	1:34.033	7	14.622	1500m	1:35.973	9	15.098
1625m	1:41.281	6		1625m	1:43.450	9	
1750m	1:48.684	6	14.651	1750m	1:51.104	9	15.131
1875m	1:55.994	7		1875m	1:58.727	9	
2000m	2:03.309	7	14.625	2000m	2:06.412	9	15.308
2125m	2:10.596	7		2125m	2:14.144	9	
2250m	2:18.101	7	14.792	2250m	2:21.672	9	15.260
2375m	2:25.562	8		2375m	2:29.175	9	
2500m	2:33.302	8	15.201	2500m	2:36.885	10	15.213
2625m	2:40.746	8		2625m	2:44.408	10	
2750m	2:48.243	8	14.941	2750m	2:51.916	10	15.031
2875m	2:55.735	8		2875m	2:59.500	10	
3000m	3:03.141	8	14.898	3000m	3:07.091	10	15.175
3125m	3:10.498	8		3125m	3:14.845	10	
3250m	3:18.031	8	14.890	3250m	3:22.536	10	15.445
3375m	3:25.824	8		3375m	3:30.369	11	
3500m	3:33.487	8	15.456	3500m	3:38.037	11	15.501
3625m	3:40.932	8		3625m	3:45.876	11	
3750m	3:48.321	8	14.834	3750m	3:53.373	11	15.336
3875m	3:55.674	8		3875m	4:00.895	11	
4000m	4:03.064	8	14.743	4000m	4:08.538	11	15.165

18-20 January 2019

Men's Team Pursuit / Poursuite par équipe hommes
Qualifying / Qualifications
Race Analysis / Analyse de course

Heat 5				Heat 6			
USA - United States				VNZ - Team Vantage New Zealand Track Trade			
Distance	Time	Rank	Lap Time	Distance	Time	Rank	Lap Time
125m	13.485	4		125m	13.523	6	
250m	21.269	4	21.269	250m	21.696	10	21.696
375m	28.527	4		375m	29.342	10	
500m	35.562	4	14.293	500m	36.869	10	15.173
625m	42.580	2		625m	44.340	10	
750m	49.691	3	14.129	750m	51.868	10	14.999
875m	56.929	3		875m	59.179	10	
1000m	1:04.194	3	14.503	1000m	1:06.506	10	14.638
1125m	1:11.421	3		1125m	1:13.983	10	
1250m	1:18.824	4	14.630	1250m	1:21.432	10	14.926
1375m	1:26.108	4		1375m	1:28.943	10	
1500m	1:33.363	4	14.539	1500m	1:36.649	10	15.217
1625m	1:40.700	5		1625m	1:44.314	10	
1750m	1:47.888	5	14.525	1750m	1:52.046	10	15.397
1875m	1:55.065	4		1875m	1:59.660	11	
2000m	2:02.251	4	14.363	2000m	2:07.227	11	15.181
2125m	2:09.408	4		2125m	2:14.693	11	
2250m	2:16.544	4	14.293	2250m	2:22.127	11	14.900
2375m	2:23.812	4		2375m	2:29.680	11	
2500m	2:31.124	4	14.580	2500m	2:37.205	11	15.078
2625m	2:38.345	3		2625m	2:44.806	11	
2750m	2:45.594	3	14.470	2750m	2:52.408	11	15.203
2875m	2:52.819	3		2875m	3:00.181	11	
3000m	3:00.246	3	14.652	3000m	3:07.717	11	15.309
3125m	3:07.640	3		3125m	3:15.132	11	
3250m	3:15.218	3	14.972	3250m	3:22.641	11	14.924
3375m	3:22.574	3		3375m	3:29.865	10	
3500m	3:29.836	3	14.618	3500m	3:37.185	10	14.544
3625m	3:37.162	3		3625m	3:44.711	10	
3750m	3:44.458	3	14.622	3750m	3:51.982	10	14.797
3875m	3:51.848	3		3875m	3:59.119	9	
4000m	3:59.469	4	15.011	4000m	4:06.323	9	14.341

18-20 January 2019

Men's Team Pursuit / Poursuite par équipe hommes
Qualifying / Qualifications
Race Analysis / Analyse de course

Heat 7				Heat 8			
Distance	NZL - New Zealand		Lap Time	Distance	CAN - Canada		Lap Time
	Time	Rank			Time	Rank	
125m	13.246	2		125m	13.665	9	
250m	21.064	2	21.064	250m	21.498	7	21.498
375m	28.322	3		375m	28.669	5	
500m	35.451	2	14.387	500m	35.750	5	14.252
625m	42.656	3		625m	42.755	5	
750m	49.661	2	14.210	750m	49.946	4	14.196
875m	56.590	2		875m	57.093	4	
1000m	1:03.637	2	13.976	1000m	1:04.250	4	14.304
1125m	1:10.705	1		1125m	1:11.431	4	
1250m	1:17.822	1	14.185	1250m	1:18.690	3	14.440
1375m	1:24.946	1		1375m	1:25.814	3	
1500m	1:32.173	1	14.351	1500m	1:32.909	3	14.219
1625m	1:39.293	1		1625m	1:40.158	3	
1750m	1:46.456	1	14.283	1750m	1:47.321	3	14.412
1875m	1:53.541	1		1875m	1:54.614	3	
2000m	2:00.719	1	14.263	2000m	2:01.832	3	14.511
2125m	2:07.773	1		2125m	2:09.022	3	
2250m	2:14.885	1	14.166	2250m	2:16.145	3	14.313
2375m	2:22.012	1		2375m	2:23.360	2	
2500m	2:29.260	1	14.375	2500m	2:30.477	2	14.332
2625m	2:36.307	1		2625m	2:37.534	2	
2750m	2:43.324	1	14.064	2750m	2:44.566	2	14.089
2875m	2:50.514	1		2875m	2:51.688	2	
3000m	2:57.720	1	14.396	3000m	2:58.727	2	14.161
3125m	3:05.000	1		3125m	3:05.786	2	
3250m	3:12.494	1	14.774	3250m	3:13.009	2	14.282
3375m	3:19.625	1		3375m	3:20.060	2	
3500m	3:26.680	1	14.186	3500m	3:27.098	2	14.089
3625m	3:33.699	1		3625m	3:34.213	2	
3750m	3:40.825	1	14.145	3750m	3:41.243	2	14.145
3875m	3:47.862	1		3875m	3:48.255	2	
4000m	3:55.004	1	14.179	4000m	3:55.295	2	14.052

18-20 January 2019

Men's Team Pursuit / Poursuite par équipe hommes
Qualifying / Qualifications
Race Analysis / Analyse de course

Heat 9				Heat 10			
Distance	SUI - Switzerland		Lap Time	Distance	RUS - Russian Federation		Lap Time
	Time	Rank			Time	Rank	
125m	13.494	5		125m	13.762	11	
250m	21.423	6	21.423	250m	21.632	9	21.632
375m	28.827	8		375m	29.123	9	
500m	36.159	7	14.736	500m	36.562	9	14.930
625m	43.325	7		625m	43.848	9	
750m	50.585	7	14.426	750m	51.216	8	14.654
875m	57.735	7		875m	58.438	8	
1000m	1:04.899	7	14.314	1000m	1:05.647	8	14.431
1125m	1:12.174	7		1125m	1:13.000	8	
1250m	1:19.272	5	14.373	1250m	1:20.275	8	14.628
1375m	1:26.291	5		1375m	1:27.465	8	
1500m	1:33.402	5	14.130	1500m	1:34.711	8	14.436
1625m	1:40.522	4		1625m	1:41.878	8	
1750m	1:47.798	4	14.396	1750m	1:49.253	8	14.542
1875m	1:55.144	5		1875m	1:56.475	8	
2000m	2:02.662	5	14.864	2000m	2:03.668	8	14.415
2125m	2:09.950	5		2125m	2:10.971	8	
2250m	2:17.243	5	14.581	2250m	2:18.180	8	14.512
2375m	2:24.483	5		2375m	2:25.410	7	
2500m	2:31.849	5	14.606	2500m	2:32.692	7	14.512
2625m	2:39.015	5		2625m	2:40.064	7	
2750m	2:46.159	5	14.310	2750m	2:47.276	7	14.584
2875m	2:53.316	5		2875m	2:54.468	7	
3000m	3:00.538	4	14.379	3000m	3:01.836	6	14.560
3125m	3:07.904	4		3125m	3:09.220	6	
3250m	3:15.375	4	14.837	3250m	3:16.424	6	14.588
3375m	3:22.952	5		3375m	3:23.769	6	
3500m	3:30.270	4	14.895	3500m	3:31.194	6	14.770
3625m	3:37.507	4		3625m	3:38.939	7	
3750m	3:44.893	4	14.623	3750m	3:46.756	7	15.562
3875m	3:51.916	4		3875m	3:54.366	7	
4000m	3:58.956	3	14.063	4000m	4:01.995	6	15.239

18-20 January 2019

Men's Team Pursuit / Poursuite par équipe hommes
Qualifying / Qualifications
Race Analysis / Analyse de course

Heat 11

Distance	ITA - Italy		Lap Time
	Time	Rank	
125m	13.451	3	
250m	21.133	3	21.133
375m	28.306	2	
500m	35.475	3	14.342
625m	42.695	4	
750m	50.010	5	14.535
875m	57.339	5	
1000m	1:04.759	6	14.749
1125m	1:12.033	6	
1250m	1:19.282	6	14.523
1375m	1:26.689	6	
1500m	1:34.007	6	14.725
1625m	1:41.355	7	
1750m	1:48.803	7	14.796
1875m	1:55.993	6	
2000m	2:03.124	6	14.321
2125m	2:10.368	6	
2250m	2:17.601	6	14.477
2375m	2:24.832	6	
2500m	2:32.102	6	14.501
2625m	2:39.488	6	
2750m	2:46.867	6	14.765
2875m	2:54.298	6	
3000m	3:01.922	7	15.055
3125m	3:09.237	7	
3250m	3:16.659	7	14.737
3375m	3:23.965	7	
3500m	3:31.204	7	14.545
3625m	3:38.358	6	
3750m	3:45.614	5	14.410
3875m	3:52.695	5	
4000m	3:59.882	5	14.268

Communiqué approved by the Secretary of the Commissaires Panel:

18-20 January 2019

Communiqué no. 44 Rectificatif 1

Men's Team Pursuit / Poursuite par équipe hommes
Qualifying / Qualifications
Start List / Liste de départ
 Fri 18 Jan 2019 - Race distance: 4000m

World Record	3:49.804 AUSTRALIA	Brisbane (AUS)	5 APR 2018
---------------------	--------------------	----------------	------------

Heat	Race Number	Team / Name	Time
1		UKR - Ukraine	_____
	56	GLADYSH Roman	
	57	HRYNIV Vitaliy	
	211	DZHUS Volodymyr	
	213	SHCHERBAN Vladyslav	
2		AUS - Australia	_____
	2	DRIZNERS Jarrad	
	3	SLATTERY Godfrey	
	64	LEAHY Conor	
	65	PLAPP Lucas	
3		JPN - Japan	_____
	145	SAWADA Keitaro	
	35	KUBOKI Kazushige	
	141	CHIKATANI Ryo	
	143	ICHIMARU Shogo	
4		CHN - China	_____
	16	GUO Liang	
	90	CHEN Zhiwen	
	92	SHEN Pingan	
	94	XU Zhaoliang	
5		USA - United States	_____
	221	SUMMERHILL Daniel	
	222	YOUNG Eric	
	220	LAMBIE Ashton	
	219	HOOVER Gavin	
6		VNZ - Team Vantage New Zealand Track Trade Team	_____
	228	O'DONNELL Bailey	
	230	STRONG Corbin	
	231	TREYMANE Jarred	
	226	JACKSON George	

Men's Team Pursuit / Poursuite par équipe hommes
Qualifying / Qualifications
Start List / Liste de départ
 Fri 18 Jan 2019 - Race distance: 4000m

Heat	Race Number	Team / Name	Time
7		NZL - New Zealand	_____
	169	KERBY Jordan	
	42	STEWART Campbell	
	170	KERGOZOU Nicholas	
8		CAN - Canada	_____
	13	CAVES Aidan	
	78	GEE Derek	
	79	JAMIESON Adam	
9		SUI - Switzerland	_____
	53	IMHOF Claudio	
	205	BISSEGGGER Stefan	
	207	RUEGG Lukas	
10		RUS - Russian Federation	_____
	49	ERSHOV Artur	
	50	MANAKOV Viktor	
	187	EVTUSHENKO Alexander	
11		ITA - Italy	_____
	30	BERTAZZO Liam	
	31	LAMON Francesco	
	132	MORO Stefano	
	133	SCARTEZZINI Michele	

Qualification Rule:

The eight teams recording the best times in the qualifying round will be matched in the First round as follows:

The 6th fastest team against the 7th fastest team.

The 5th fastest team against the 8th fastest team.

The 2nd fastest team against the 3rd fastest team.

The fastest team against the 4th fastest team.

The winners of heats 3 and 4 in the First round ride the final for the gold and silver medals.

The remaining six teams will be ranked by their times in the First round and will be paired as follows:

The two fastest teams ride the final for the bronze medal.

18-20 January 2019

Communiqué no. 44 Rectificatif 1

Men's Team Pursuit / Poursuite par équipe hommes**Qualifying / Qualifications****Start List / Liste de départ**

Fri 18 Jan 2019 - Race distance: 4000m

Heat	Race Number	Team / Name	Time
------	----------------	----------------	------

Communiqué approved by the Secretary of the Commissaires Panel:
.....**Note:**

The composition of the teams may be subject to change up to one hour before the start of the race.

Men's Omnium / Omnium hommes
World Cup Standings / Classement coupe du monde
 As of SUN 20 JAN 2019

Event No 1	Saint-Quentin-en-Yvelines (FRA)	19-21 OCT 2018
Event No 2	Milton (CAN)	26-28 OCT 2018
Event No 3	Berlin (GER)	30 NOV-2 DEC 2018
Event No 4	London (GBR)	14-16 DEC 2018
Event No 5	Cambridge (NZL)	18-20 JAN 2019
Event No 6	Hong-Kong (HKG)	25-27 JAN 2019

Rank	Name	Team Code	Event No 1	Event No 2	Event No 3	Event No 4	Event No 5	Event No 6	Total Points
1	VOLIKAKIS Christos	GRE	325.0		375.0	375.0	375.0		1450.0
2	TORRES BARCELO Albert	ESP	500.0	300.0	450.0				1250.0
3	van SCHIP Jan Willem	NED	375.0		400.0	325.0			1100.0
4	IMHOF Claudio	SUI		350.0	190.0		500.0		1040.0
5	TSISHKOU Raman	BLR	300.0		225.0		450.0		975.0
6	THOMAS Benjamin	FRA	400.0	500.0					900.0
7	MALCHAREK Moritz	GER		325.0	300.0	205.0			830.0
8	PRADO JUAREZ Ignacio Jesus	MEX		145.0	145.0	450.0			740.0
9	VIVIANI Elia	ITA			325.0	400.0			725.0
10	WOOD Oliver	GBR	450.0		205.0				655.0
11	de VYLDER Lindsay	BEL		375.0		250.0			625.0
12	GEE Derek	CAN	275.0		250.0				525.0
13	von FOLSACH Casper	DEN		205.0		300.0			505.0
14	WALLS Matthew	GBR				500.0			500.0
15	WELSFORD Sam	AUS			500.0				500.0
16	JOHANSEN Julius	DEN	225.0		275.0				500.0
17	LOVASSY Krisztian	HUN	80.0	100.0	90.0	120.0	110.0		500.0
18	POTTS Marc	IRL	100.0	190.0		190.0			480.0
19	FOLEY Michael	CAN		225.0			250.0		475.0
20	OLIVEIRA Rui	POR			130.0		325.0		455.0
21	STEWART Mark	GBR		450.0					450.0
22	CONTTE Tomas	ARG	50.0	175.0			225.0		450.0
23	ZAKHAROV Artyom	KAZ	60.0		350.0				410.0
24	HOLLOWAY Daniel	USA		250.0			160.0		410.0
25	BERTAZZO Liam	ITA					400.0		400.0
26	STEWART Campbell	NZL		400.0					400.0
27	MATIAS Joao	POR	160.0			225.0			385.0
28	GHYS Robbe	BEL	205.0		160.0				365.0
29	HASHIMOTO Eiya	JPN					350.0		350.0
30	MORA VEDRI Sebastian	ESP				350.0			350.0
31	SAJNOK Szymon	POL	350.0						350.0
32	SCHIR Thery	SUI	190.0			130.0			320.0
33	LARSEN Niklas	DEN					300.0		300.0
34	LEUNG Chun Wing	HKG	110.0	110.0	80.0				300.0
35	HRYNIV Vitaliy	UKR		120.0		160.0			280.0
36	GOUGH Regan	NZL					275.0		275.0
37	CAVES Aidan	CAN				275.0			275.0
38	LAMON Francesco	ITA		275.0					275.0
39	CONSONNI Simone	ITA	250.0						250.0
40	EEFTING Roy	NED					205.0		205.0
41	SLATTERY Godfrey	AUS					190.0		190.0
42	ERSHOV Artur	RUS					175.0		175.0
43	GRONDIN Donavan Vincent	FRA				175.0			175.0

Men's Omnium / Omnium hommes

World Cup Standings / Classement coupe du monde

As of SUN 20 JAN 2019

Rank	Name	Team Code	Event No 1	Event No 2	Event No 3	Event No 4	Event No 5	Event No 6	Total Points
44	KUBOKI Kazushige	JPN			175.0				175.0
45	VASYLIEV Maksym	UKR	175.0						175.0
46	SLAWEK Damian	POL		160.0					160.0
47	GLADYSH Roman	UKR					145.0		145.0
48	SVESHNIKOV Kirill	RUS				145.0			145.0
49	BEYER Maximilian	GER	145.0						145.0
50	LEUNG Ka Yu	HKG					130.0		130.0
51	IMAMURA Shunsuke	JPN		130.0					130.0
52	ROSTOVTSEV Sergei	RUS	130.0						130.0
53	GUO Liang	CHN					120.0		120.0
54	MURPHY Jb	IRL			120.0				120.0
55	KERGOZOU Nicholas	NZL	120.0						120.0
56	CHEUNG King Lok	HKG				110.0			110.0
57	PULGAR Angel	VEN			110.0				110.0
58	ZUAZUBISKAR GALLASTE Illart	ESP					100.0		100.0
59	KRAWCZYK Szymon	POL				100.0			100.0
60	MANAKOV Viktor	RUS			100.0				100.0
61	PIETRULA Nicolas	CZE				90.0			90.0
62	STASH Mamy	RUS		90.0					90.0
63	HARRISON Joshua	MPB	90.0						90.0
64	KARALIOK Yauheni	BLR		80.0					80.0
65	RUGOVAC Denis	CZE			70.0				70.0
66	KLINE Shane	USA	70.0						70.0
67	SHCHERBAN Vladyslav	UKR			60.0				60.0

Men's Omnium / Omnium hommes

Final Classification / Classement final

Rank	Race No.	Name	Team Code	Scratch Race 1¼	Tempo Race 2¼	Elimination Race 3¼	Sub Total Points	Points Race 4/4 (100 Laps - 25 Km)										Total Points			
								Sprint Points											Lap Points		Finish Order
								1	2	3	4	5	6	7	8	9	10		+	-	
1	53	IMHOF Claudio	SUI	34 (4)	36 (3)	36 (3)	106 (1)					5			2				7	113	
2	10	TSISHKOU Raman	BLR	32 (5)	34 (4)	38 (2)	104 (2)				3		5						9	112	
3	30	BERTAZZO Liam	ITA	26 (8)	40 (1)	34 (4)	100 (3)	3	1	2				2					6	108	
4	25	VOLIKAKIS Christos	GRE	40 (1)	22 (10)	30 (6)	92 (5)			5	2	2	1	1					5	103	
5	34	HASHIMOTO Eiya	JPN	36 (3)	38 (2)	22 (10)	96 (4)								5				10	101	
6	47	OLIVEIRA Rui	POR	24 (9)	30 (6)	24 (9)	78 (9)							5		5	6		2	94	
7	20	LARSEN Niklas	DEN	20 (11)	24 (9)	40 (1)	84 (6)				5		2						14	91	
8	41	GOUGH Regan	NZL	38 (2)	12 (15)	32 (5)	82 (7)						3	3					13	88	
9	14	FOLEY Michael	CAN	18 (12)	32 (5)	28 (7)	78 (8)												12	78	
10	1	CONTTE Tomas	ARG	22 (10)	20 (11)	20 (11)	62 (11)								3	2			4	67	
11	39	EEFTING Roy	NED	30 (6)	14 (14)	18 (12)	62 (10)				1					2			19	65	
12	3	SLATTERY Godfrey	AUS	14 (14)	18 (12)	26 (8)	58 (12)								1				15	59	
13	49	ERSHOV Artur	RUS	16 (13)	28 (7)	12 (15)	56 (13)												11	56	
14	60	HOLLOWAY Daniel	USA	28 (7)	6 (18)	16 (13)	50 (14)	2		3									18	55	
15	56	GLADYSH Roman	UKR	4 (19)	26 (8)	8 (17)	38 (15)	5	5	1									8	49	
16	125	LEUNG Ka Yu	HKG	12 (15)	4 (19)	14 (14)	30 (16)					3			3		4		3	40	
17	16	GUO Liang	CHN	6 (18)	8 (17)	6 (18)	20 (19)		2			1				1	10		1	34	
18	29	LOVASSY Krisztian	HUN	10 (16)	10 (16)	10 (16)	30 (17)		3										16	33	
19	21	ZUAZUBISKAR GALLASTE Illart	ESP	8 (17)	16 (13)	4 (19)	28 (18)	1											17	29	

Elapsed Time: 29:12 - Average Speed: 51.370km/h

No 30 BERTAZZO Liam (ITA)

Warning for incorrect behaviour

Avertissement pour comportement incorrect

Communiqué approved by the Secretary of the Commissaires Panel:

NOTES

Points scale for the first three phases: 1st: 40 points, 2nd: 38 points, 3rd: 36 points, etc.

LEGEND

-	Points lost	+	Points gained	nn (x)	Points (Rank)	No.	Number
Rk	Rank						

18-20 January 2019

Men's Omnium / Omnium hommes
Results Progression / Progression des résultats

Rank	Race No.	Name	Team Code	Scratch Race 1¼		Tempo Race 2¼		Elimination Race 3¼		Points Race 4¼	
				Rk	Pts	Rk	Pts	Rk	Pts	Pts	
1	53	IMHOF Claudio	SUI	<i>Race result:</i>	4	34	3	36	3	36	7
				<i>Overall:</i>	4	34	2	70	1	106	113
2	10	TSISHKOU Raman	BLR	<i>Race result:</i>	5	32	4	34	2	38	8
				<i>Overall:</i>	5	32	4	66	2	104	112
3	30	BERTAZZO Liam	ITA	<i>Race result:</i>	8	26	1	40	4	34	8
				<i>Overall:</i>	8	26	3	66	3	100	108
4	25	VOLIKAKIS Christos	GRE	<i>Race result:</i>	1	40	10	22	6	30	11
				<i>Overall:</i>	1	40	5	62	5	92	103
5	34	HASHIMOTO Eiya	JPN	<i>Race result:</i>	3	36	2	38	10	22	5
				<i>Overall:</i>	3	36	1	74	4	96	101
6	47	OLIVEIRA Rui	POR	<i>Race result:</i>	9	24	6	30	9	24	16
				<i>Overall:</i>	9	24	6	54	9	78	94
7	20	LARSEN Niklas	DEN	<i>Race result:</i>	11	20	9	24	1	40	7
				<i>Overall:</i>	11	20	11	44	6	84	91
8	41	GOUGH Regan	NZL	<i>Race result:</i>	2	38	15	12	5	32	6
				<i>Overall:</i>	2	38	7	50	7	82	88
9	14	FOLEY Michael	CAN	<i>Race result:</i>	12	18	5	32	7	28	0
				<i>Overall:</i>	12	18	8	50	8	78	78
10	1	CONTTE Tomas	ARG	<i>Race result:</i>	10	22	11	20	11	20	5
				<i>Overall:</i>	10	22	12	42	11	62	67
11	39	EEFTING Roy	NED	<i>Race result:</i>	6	30	14	14	12	18	3
				<i>Overall:</i>	6	30	9	44	10	62	65
12	3	SLATTERY Godfrey	AUS	<i>Race result:</i>	14	14	12	18	8	26	1
				<i>Overall:</i>	14	14	14	32	12	58	59
13	49	ERSHOV Artur	RUS	<i>Race result:</i>	13	16	7	28	15	12	0
				<i>Overall:</i>	13	16	10	44	13	56	56
14	60	HOLLOWAY Daniel	USA	<i>Race result:</i>	7	28	18	6	13	16	5
				<i>Overall:</i>	7	28	13	34	14	50	55
15	56	GLADYSH Roman	UKR	<i>Race result:</i>	19	4	8	26	17	8	11
				<i>Overall:</i>	19	4	15	30	15	38	49
16	125	LEUNG Ka Yu	HKG	<i>Race result:</i>	15	12	19	4	14	14	10
				<i>Overall:</i>	15	12	18	16	16	30	40
17	16	GUO Liang	CHN	<i>Race result:</i>	18	6	17	8	18	6	14
				<i>Overall:</i>	18	6	19	14	19	20	34
18	29	LOVASSY Krisztian	HUN	<i>Race result:</i>	16	10	16	10	16	10	3
				<i>Overall:</i>	16	10	17	20	17	30	33
19	21	ZUAZUBISKAR GALLASTE Illart	ESP	<i>Race result:</i>	17	8	13	16	19	4	1
				<i>Overall:</i>	17	8	16	24	18	28	29

Note:

Points scale for the first 4 phases : 1st: 40 points, 2nd: 38 points, 3rd: 36 points, etc.

LEGEND

No.	Number	Pts	Points	Rk	Rank
-----	--------	-----	--------	----	------

Men's Omnium / Omnium hommes
Points Race 4\4 / Course aux points 4\4
Start List / Liste de départ

Sun 20 Jan 2019 - Race distance: 100 laps (25km) with 10 sprints

Race Number	Name	Team Code
At the fence		
53	IMHOF Claudio	SUI
30	BERTAZZO Liam	ITA
25	VOLIKAKIS Christos	GRE
41	GOUGH Regan	NZL
47	OLIVEIRA Rui	POR
1	CONTTE Tomas	ARG
49	ERSHOV Artur	RUS
56	GLADYSH Roman	UKR
29	LOVASSY Krisztian	HUN
16	GUO Liang	CHN
At the blue band		
10	TSISHKOU Raman	BLR
34	HASHIMOTO Eiya	JPN
20	LARSEN Niklas	DEN
14	FOLEY Michael	CAN
39	EEFTING Roy	NED
3	SLATTERY Godfrey	AUS
60	HOLLOWAY Daniel	USA
125	LEUNG Ka Yu	HKG
21	ZUAZUBISKAR GALLASTE Illart	ESP

Communiqué approved by the Secretary of the Commissaires Panel:

.....

Men's Omnium / Omnium hommes
Elimination Race 3\4 / Course par élimination 3\4
Results / Résultats
 Sun 20 Jan 2019

Elapsed time: **11:41**

Average Speed: **52.628km/h**

Rank	Race Number	Name	Team Code
1	20	LARSEN Niklas	DEN
2	10	TSISHKOU Raman	BLR
3	53	IMHOF Claudio	SUI
4	30	BERTAZZO Liam	ITA
5	41	GOUGH Regan	NZL
6	25	VOLIKAKIS Christos	GRE
7	14	FOLEY Michael	CAN
8	3	SLATTERY Godfrey	AUS
9	47	OLIVEIRA Rui	POR
10	34	HASHIMOTO Eiya	JPN
11	1	CONTTE Tomas	ARG
12	39	EEFTING Roy	NED
13	60	HOLLOWAY Daniel	USA
14	125	LEUNG Ka Yu	HKG
15	49	ERSHOV Artur	RUS
16	29	LOVASSY Krisztian	HUN
17	56	GLADYSH Roman	UKR
18	16	GUO Liang	CHN
19	21	ZUAZUBISKAR GALLASTE Illart	ESP

Communiqué approved by the Secretary of the Commissaires Panel:

.....

Men's Omnium / Omnium hommes
Elimination Race 3\4 / Course par élimination 3\4
Start List / Liste de départ

Race Number	Name	Team Code
At the fence		
34	HASHIMOTO Eiya	JPN
30	BERTAZZO Liam	ITA
25	VOLIKAKIS Christos	GRE
41	GOUGH Regan	NZL
39	EEFTING Roy	NED
20	LARSEN Niklas	DEN
60	HOLLOWAY Daniel	USA
56	GLADYSH Roman	UKR
29	LOVASSY Krisztian	HUN
16	GUO Liang	CHN
At the blue band		
53	IMHOF Claudio	SUI
10	TSISHKOU Raman	BLR
47	OLIVEIRA Rui	POR
14	FOLEY Michael	CAN
49	ERSHOV Artur	RUS
1	CONTTE Tomas	ARG
3	SLATTERY Godfrey	AUS
21	ZUAZUBISKAR GALLASTE Illart	ESP
125	LEUNG Ka Yu	HKG

Communiqué approved by the Secretary of the Commissaires Panel:

.....

**Men's Omnium / Omnium hommes
Tempo Race 2\4 / Course tempo 2\4
Results / Résultats**

Sun 20 Jan 2019 - Race distance: 40 laps (10km)

Elapsed time: **10:42**

Average Speed: **55.996km/h**

Rank	Race No.	Name	Team Code	Sprints Won	Finish Order	Lap Points			Total Points
						+	-	Balance	
1	30	BERTAZZO Liam	ITA	29, 31, 32, 33, 34	7	20		20	25
2	34	HASHIMOTO Eiya	JPN	9, 11, 14, 17, 20	11	20		20	25
3	53	IMHOF Claudio	SUI	23, 24, 25, 26, 27	12	20		20	25
4	10	TSISHKOU Raman	BLR	10, 13, 16, 19	9	20		20	24
5	14	FOLEY Michael	CAN	12, 15, 18	13	20		20	23
6	47	OLIVEIRA Rui	POR	28	15	20		20	21
7	49	ERSHOV Artur	RUS	30	16	20		20	21
8	56	GLADYSH Roman	UKR		17	20		20	20
9	20	LARSEN Niklas	DEN	4, 6, 36	1				3
10	25	VOLIKAKIS Christos	GRE	2, 3	2				2
11	1	CONTTE Tomas	ARG	7, 8	6				2
12	3	SLATTERY Godfrey	AUS	1, 5	8				2
13	21	ZUAZUBISKAR GALLASTE Illart	ESP	21, 22	19				2
14	39	EEFTING Roy	NED	35	10				1
15	41	GOUGH Regan	NZL		3				0
16	29	LOVASSY Krisztian	HUN		4				0
17	16	GUO Liang	CHN		5				0
18	60	HOLLOWAY Daniel	USA		14				0
19	125	LEUNG Ka Yu	HKG		18				0

Communiqué approved by the Secretary of the Commissaires Panel:

LEGEND

- Points lost + Points gained No. Number

Men's Omnium / Omnium hommes
Tempo Race 2\4 / Course tempo 2\4
Start List / Liste de départ
 Sun 20 Jan 2019 - Race distance: 40 laps (10km)

Race Number	Name	Team Code
At the fence		
25	VOLIKAKIS Christos	GRE
34	HASHIMOTO Eiya	JPN
10	TSISHKOU Raman	BLR
60	HOLLOWAY Daniel	USA
47	OLIVEIRA Rui	POR
20	LARSEN Niklas	DEN
49	ERSHOV Artur	RUS
125	LEUNG Ka Yu	HKG
21	ZUAZUBISKAR GALLASTE Illart	ESP
56	GLADYSH Roman	UKR
At the blue band		
41	GOUGH Regan	NZL
53	IMHOF Claudio	SUI
39	EEFTING Roy	NED
30	BERTAZZO Liam	ITA
1	CONTE Tomas	ARG
14	FOLEY Michael	CAN
3	SLATTERY Godfrey	AUS
29	LOVASSY Krisztian	HUN
16	GUO Liang	CHN

Communiqué approved by the Secretary of the Commissaires Panel:

.....

Men's Omnium / Omnium hommes
Scratch Race 1\4 / Course scratch 1\4
Results / Résultats

Sun 20 Jan 2019 - Race distance: 40 laps (10km)

Elapsed time: **11:39**

Average Speed: **51.448km/h**

Rank	Race Number	Name	Team Code	Laps Down
1	25	VOLIKAKIS Christos	GRE	
2	41	GOUGH Regan	NZL	
3	34	HASHIMOTO Eiya	JPN	
4	53	IMHOF Claudio	SUI	
5	10	TSISHKOU Raman	BLR	
6	39	EEFTING Roy	NED	
7	60	HOLLOWAY Daniel	USA	
8	30	BERTAZZO Liam	ITA	
9	47	OLIVEIRA Rui	POR	
10	1	CONTTE Tomas	ARG	
11	20	LARSEN Niklas	DEN	
12	14	FOLEY Michael	CAN	
13	49	ERSHOV Artur	RUS	
14	3	SLATTERY Godfrey	AUS	
15	125	LEUNG Ka Yu	HKG	
16	29	LOVASSY Krisztian	HUN	
17	21	ZUAZUBISKAR GALLASTE Illart	ESP	
18	16	GUO Liang	CHN	
19	56	GLADYSH Roman	UKR	

Communiqué approved by the Secretary of the Commissaires Panel:

.....

Men's Omnium / Omnium hommes
Scratch Race 1\4 / Course scratch 1\4
Start List / Liste de départ
 Sun 20 Jan 2019 - Race distance: 40 laps (10km)

Race Number	Name	Team Code
At the fence		
10	TSISHKOU Raman	BLR
53	IMHOF Claudio	SUI
34	HASHIMOTO Eiya	JPN
29	LOVASSY Krisztian	HUN
47	OLIVEIRA Rui	POR
20	LARSEN Niklas	DEN
125	LEUNG Ka Yu	HKG
3	SLATTERY Godfrey	AUS
41	GOUGH Regan	NZL
30	BERTAZZO Liam	ITA
At the blue band		
25	VOLIKAKIS Christos	GRE
60	HOLLOWAY Daniel	USA
1	CONTTE Tomas	ARG
56	GLADYSH Roman	UKR
16	GUO Liang	CHN
14	FOLEY Michael	CAN
49	ERSHOV Artur	RUS
39	EEFTING Roy	NED
21	ZUAZUBISKAR GALLASTE Illart	ESP

Communiqué approved by the Secretary of the Commissaires Panel:

.....

Men's Madison / Madison hommes
World Cup Standings / Classement coupe du monde

As of SAT 19 JAN 2019

Event No 1	Saint-Quentin-en-Yvelines (FRA)	19-21 OCT 2018
Event No 2	Milton (CAN)	26-28 OCT 2018
Event No 3	Berlin (GER)	30 NOV-2 DEC 2018
Event No 4	London (GBR)	14-16 DEC 2018
Event No 5	Cambridge (NZL)	18-20 JAN 2019
Event No 6	Hong-Kong (HKG)	25-27 JAN 2019

Rank	Name	Team Code	Event No 1	Event No 2	Event No 3	Event No 4	Event No 5	Event No 6	Total Points
1	DENMARK	DEN	500.0	500.0	500.0	500.0			2000.0
2	GREAT BRITAIN	GBR	375.0	450.0	450.0	450.0			1725.0
3	ITALY	ITA	250.0	175.0	375.0	325.0	350.0		1475.0
4	SPAIN	ESP	350.0	325.0	205.0	400.0	160.0		1440.0
5	NETHERLANDS	NED	225.0		325.0	375.0	450.0		1375.0
6	AUSTRIA	AUT	300.0	145.0	225.0	350.0	275.0		1295.0
7	SWITZERLAND	SUI	175.0	250.0	190.0	275.0	300.0		1190.0
8	GERMANY	GER	325.0	190.0	400.0	190.0			1105.0
9	BELGIUM	BEL	160.0	375.0	300.0	250.0			1085.0
10	NEW ZEALAND	NZL	120.0	225.0		225.0	500.0		1070.0
11	POLAND	POL	450.0	110.0	175.0	300.0			1035.0
12	AUSTRALIA	AUS	400.0		350.0		225.0		975.0
13	HONG KONG, CHINA	HKG	190.0	275.0	160.0	175.0	175.0		975.0
14	PORTUGAL	POR	275.0		275.0		325.0		875.0
15	BELARUS	BLR	145.0	300.0	145.0		250.0		840.0
16	UNITED STATES OF AMERICA	USA		400.0			400.0		800.0
17	IRELAND	IRL	110.0	205.0	250.0	205.0			770.0
18	FRANCE	FRA	205.0	350.0		160.0			715.0
19	UKRAINE	UKR	130.0	120.0	120.0	145.0	190.0		705.0
20	RUSSIAN FEDERATION	RUS		160.0	130.0		375.0		665.0
21	CZECH REPUBLIC	CZE		130.0	110.0				240.0
22	CHILE	CHI					205.0		205.0

Men's Madison / Madison hommes
Final / Finale
Results / Résultats

Sat 19 Jan 2019 - Race distance: 120 laps (30km) with 12 sprints

 Elapsed time: **31:30**

 Average Speed: **57.126km/h**

Rank	Race Number	Name	Sprint Number												Lap Points			Finish Order	Points	
			1	2	3	4	5	6	7	8	9	10	11	12	+	-	Balance			
1	14	NZL - New Zealand	1	5	3	1			1	3	5	5	2	10	40		40	1	76	
		Black STEWART Campbell																		
		Red GATE Aaron																		
2	8	NED - Netherlands	3		2	5			5	1		2	3	3	6				2	30
		Black HAVIK Yoeri																		
		Red PIETERS Roy																		
3	11	USA - United States		1						5						20		20	5	26
		Black HOLLOWAY Daniel																		
		Red HEGYVARY Adrian																		
4	10	RUS - Russian Federation											5			20		20	9	25
		Black PISKUNOV Maksim																		
		Red ERSHOV Artur																		
5	4	ITA - Italy			5			5		2	1			5	2				4	20
		Black SCARTEZZINI Michele																		
		Red LAMON Francesco																		
6	6	POR - Portugal	5	2		3	2				3			1					6	16
		Black MATIAS Joao																		
		Red OLIVEIRA Rui																		
7	7	SUI - Switzerland	2					3			2	1			4				3	12
		Black RUEGG Lukas																		
		Red SCHIR Thery																		
8	2	AUT - Austria		3					2			3		2					7	10
		Black MASTALLER Stefan																		
		Red MATZNER Stefan																		
9	5	BLR - Belarus					2		3										12	5
		Black KARALIOK Yauheni																		
		Red TSISHKOU Raman																		
10	12	AUS - Australia				1		1											8	2
		Black PLAPP Lucas																		
		Red DRIZNERS Jarrad																		
11	13	CHI - Chile											1						11	1
		Black PENALOZA YANEZ Felipe Andres																		
		Red CABRERA TORRES Antonio Roberto																		
12	9	UKR - Ukraine																	10	0
		Black HRYNIV Vitaliy																		
		Red GLADYSH Roman																		
13	3	HKG - Hong Kong, China														20	-20		14	-20
		Black KO Siu Wai																		
		Red LEUNG Ka Yu																		
14	1	ESP - Spain														40	-40		13	-40
		Black ZUAZUBISKAR GALLASTE Illart																		
		Red PELEGRI FERRANDIS Oscar																		

No 7 SWITZERLAND (SUI)

 Warning for moving down towards the inside of the track when a rival was already there
 Avertissement pour s'être rabattu vers l'intérieur alors que son concurrent s'y trouvait déjà

Communiqué approved by the Secretary of the Commissaires Panel:

Men's Madison / Madison hommes
Final / Finale
Start List / Liste de départ

Sat 19 Jan 2019 - Race distance: 120 laps (30km) with 12 sprints

Race Number	Team	Colour	Name
1	ESP - Spain	BLACK RED	ZUAZUBISKAR GALLASTE Illart PELEGRI FERRANDIS Oscar
2	AUT - Austria	BLACK RED	MASTALLER Stefan MATZNER Stefan
3	HKG - Hong Kong, China	BLACK RED	KO Siu Wai LEUNG Ka Yu
4	ITA - Italy	BLACK RED	SCARTEZZINI Michele LAMON Francesco
5	BLR - Belarus	BLACK RED	KARALIOK Yauheni TSISHKOU Raman
6	POR - Portugal	BLACK RED	MATIAS Joao OLIVEIRA Rui
7	SUI - Switzerland	BLACK RED	RUEGG Lukas SCHIR Thery
8	NED - Netherlands	BLACK RED	HAVIK Yoeri PIETERS Roy
9	UKR - Ukraine	BLACK RED	HRYNIV Vitaliy GLADYSH Roman
10	RUS - Russian Federation	BLACK RED	PISKUNOV Maksim ERSHOV Artur
11	USA - United States	BLACK RED	HOLLOWAY Daniel HEGYVARY Adrian
12	AUS - Australia	BLACK RED	PLAPP Lucas DRIZNERS Jarrad
13	CHI - Chile	BLACK RED	PENALOZA YANEZ Felipe Andres CABRERA TORRES Antonio Roberto
14	NZL - New Zealand	BLACK RED	STEWART Campbell GATE Aaron

Communiqué approved by the Secretary of the Commissaires Panel:

Men's Scratch Race / Course scratch hommes
World Cup Standings / Classement coupe du monde
 As of SAT 19 JAN 2019

Event No 1	Saint-Quentin-en-Yvelines (FRA)	19-21 OCT 2018
Event No 2	Milton (CAN)	26-28 OCT 2018
Event No 3	Berlin (GER)	30 NOV-2 DEC 2018
Event No 4	London (GBR)	14-16 DEC 2018
Event No 5	Cambridge (NZL)	18-20 JAN 2019
Event No 6	Hong-Kong (HKG)	25-27 JAN 2019

Rank	Name	Team Code	Event No 1	Event No 2	Event No 3	Event No 4	Event No 5	Event No 6	Total Points
1	HRYNIV Vitaliy	UKR	225.0	500.0			350.0		1075.0
2	MATZNER Stefan	AUT	500.0	130.0			400.0		1030.0
3	VOLIKAKIS Christos	GRE		400.0			500.0		900.0
4	ENGLISH Felix	IRL	325.0	375.0					700.0
5	LEUNG Ka Yu	HKG	350.0	160.0					510.0
6	KARALIOK Yauheni	BLR	300.0				190.0		490.0
7	SCHIR Thery	SUI					450.0		450.0
8	WOOD Oliver	GBR		450.0					450.0
9	HOWARD Leigh	AUS	450.0						450.0
10	de PAUW Moreno	BEL	175.0	275.0					450.0
11	GAREL Adrien	FRA	400.0						400.0
12	STASH Mamy	RUS	130.0	250.0					380.0
13	DRIZNERS Jarrad	AUS					375.0		375.0
14	LAMON Francesco	ITA	375.0						375.0
15	BURTNIK Evan	PTM		350.0					350.0
16	MORO Stefano	ITA					325.0		325.0
17	DAVY Clement	FRA		325.0					325.0
18	KERGOZOU Nicholas	NZL					300.0		300.0
19	MORA VEDRI Sebastian	ESP		300.0					300.0
20	TIPPER Jacob	HUB	190.0	110.0					300.0
21	GUO Liang	CHN					275.0		275.0
22	OLIVEIRA Ivo	POR	275.0						275.0
23	ZUAZUBISKAR GALLASTEGI I.	EUS	100.0				175.0		275.0
24	MATIAS Joao	POR					250.0		250.0
25	SCHMID Mauro	SUI	250.0						250.0
26	HEGYVARY Adrian	USA					225.0		225.0
27	TSISHKOU Raman	BLR		225.0					225.0
28	EEFTING Roy	NED					205.0		205.0
29	SELENATI Nico	SUI		205.0					205.0
30	STROETINGA Wim	NED	205.0						205.0
31	LOVASSY Krisztian	HUN		190.0					190.0
32	MALCHAREK Moritz	GER		175.0					175.0
33	MICHALICKA Stefan	SVK	70.0	100.0					170.0
34	HALL Stephen	MPB	160.0						160.0
35	SCARTEZZINI Michele	ITA		145.0					145.0
36	RUIZ Ivan Gabriel	ARG	145.0						145.0
37	TEKLINSKI Adrian	POL		120.0					120.0
38	RUDYK Bartosz	POL	120.0						120.0
39	FILUTAS Viktor	HUN	110.0						110.0
40	BUTSAVAGE Justin	USA		90.0					90.0
41	BABOR Daniel	CZE	90.0						90.0
42	COLE Tyler	DPS		80.0					80.0
43	VOLIKAKIS Zafeirios	GRE	80.0						80.0

Men's Scratch Race / Course scratch hommes
Final / Finale
Results / Résultats

Sat 19 Jan 2019 - Race distance: 60 laps (15km)

Elapsed time: **17:08**

Average Speed: **52.504km/h**

Rank	Race Number	Name	Team Code	Laps Down
1	25	VOLIKAKIS Christos	GRE	
2	54	SCHIR Thery	SUI	
3	70	MATZNER Stefan	AUT	
4	2	DRIZNERS Jarrad	AUS	
5	57	HRYNIV Vitaliy	UKR	
6	132	MORO Stefano	ITA	
7	170	KERGOZOU Nicholas	NZL	-1
8	16	GUO Liang	CHN	-1
9	46	MATIAS Joao	POR	-1
10	218	HEGYVARY Adrian	USA	-1
11	39	EEFTING Roy	NED	-1
12	9	KARALIOK Yauheni	BLR	-1
13	21	ZUAZUBISKAR GALLASTE Illart	ESP	-1
	29	LOVASSY Krisztian	HUN	DNF
	161	LAO Long San	MAC	DNF
	194	STASH Mamy	RUS	DNF

Communiqué approved by the Secretary of the Commissaires Panel:

.....

LEGEND
DNF Did Not Finish

Men's Scratch Race / Course scratch hommes
Final / Finale
Start List / Liste de départ
 Sat 19 Jan 2019 - Race distance: 60 laps (15km)

Race Number	Name	Team Code
At the fence		
9	KARALIOK Yauheni	BLR
57	HRYNIV Vitaliy	UKR
29	LOVASSY Krisztian	HUN
218	HEGYVARY Adrian	USA
46	MATIAS Joao	POR
2	DRIZNERS Jarrad	AUS
21	ZUAZUBISKAR GALLASTE Illart	ESP
16	GUO Liang	CHN
At the blue band		
25	VOLIKAKIS Christos	GRE
70	MATZNER Stefan	AUT
39	EEFTING Roy	NED
194	STASH Mamy	RUS
54	SCHIR Thery	SUI
170	KERGOZOU Nicholas	NZL
132	MORO Stefano	ITA
161	LAO Long San	MAC

Communiqué approved by the Secretary of the Commissaires Panel:

.....

Women's Team Sprint / Vitesse par équipe femmes

World Cup Standings / Classement coupe du monde

As of FRI 18 JAN 2019

Event No 1	Saint-Quentin-en-Yvelines (FRA)	19-21 OCT 2018
Event No 2	Milton (CAN)	26-28 OCT 2018
Event No 3	Berlin (GER)	30 NOV-2 DEC 2018
Event No 4	London (GBR)	14-16 DEC 2018
Event No 5	Cambridge (NZL)	18-20 JAN 2019
Event No 6	Hong-Kong (HKG)	25-27 JAN 2019

Rank	Name	Team Code	Event No 1	Event No 2	Event No 3	Event No 4	Event No 5	Event No 6	Total Points
1	GAZPROM-RUSVELO	RVL	500.0	400.0	500.0	350.0			1750.0
2	GERMANY	GER	350.0	450.0	450.0	450.0			1700.0
3	UKRAINE	UKR	400.0	350.0	325.0	205.0	250.0		1530.0
4	FRANCE	FRA	325.0	275.0		375.0	450.0		1425.0
5	POLAND	POL	250.0	300.0	250.0	225.0	400.0		1425.0
6	NETHERLANDS	NED	225.0	375.0	375.0	400.0			1375.0
7	GREAT BRITAIN	GBR	300.0	250.0	350.0	250.0	225.0		1375.0
8	PEOPLE'S REPUBLIC OF CHINA	CHN	190.0		400.0	500.0	130.0		1220.0
9	LITHUANIA	LTU	275.0	225.0	225.0	325.0	160.0		1210.0
10	SPAIN	ESP	205.0	205.0	190.0	175.0	300.0		1075.0
11	NEW ZEALAND	NZL	375.0	325.0			275.0		975.0
12	AUSTRALIA	AUS	450.0	500.0					950.0
13	ITALY	ITA	175.0	130.0	160.0	145.0	175.0		785.0
14	HONG KONG, CHINA	HKG	160.0	145.0	130.0	130.0	190.0		755.0
15	MEXICO	MEX		175.0	275.0	300.0			750.0
16	CANADA	CAN		190.0	175.0	160.0	205.0		730.0
17	RUSSIAN FEDERATION	RUS			300.0	275.0			575.0
18	HOLY BROTHER CYCLING TEAM	HBT					500.0		500.0
19	KOREA	KOR			205.0	190.0			395.0
20	SUBWAY NEW ZEALAND TRACK TRADE TEAM	SUB					375.0		375.0
21	GIANT-MAX SUCCESS SPORTS PRO CYCLI.	MSP					350.0		350.0
22	LOOK CYCLE CHINA PROTEAM	LCT					325.0		325.0
23	UNITED STATES OF AMERICA	USA		160.0			145.0		305.0
24	MALAYSIA	MAS	145.0	120.0					265.0
25	INDIA	IND			145.0				145.0

Women's Team Sprint / Vitesse par équipe femmes
Finals / Finales
Results and Final Classification / Résultats et classement final
 Fri 18 Jan 2019 - Race distance: 2 laps

World Record	32.034 CHN - China	Saint-Quentin-En-Yvelines (FRA)	18 FEB 2015
---------------------	--------------------	---------------------------------	-------------

Rank	Team / Name	Lap 1	Time Lap 1-2	Average Speed km/h
------	-------------	-------	--------------	--------------------

Final For Gold

GOLD	1 HBT - Holy Brother Cycling Team	19.280	33.460	53.796
	124 SONG Chaorui		14.180	
	123 BAO Shanju			

SILVER	2 FRA - France	19.300	33.624	53.533
	116 CLAIR Sandie		14.324	
	117 GROS Mathilde			

Final For Bronze

BRONZE	3 POL - Poland	19.371	33.710	53.397
	183 KARWACKA Marlena		14.339	
	184 LOS Urszula			

	4 SUB - Subway New Zealand Track Trade Team	19.356	33.798	53.258
	201 PODMORE Olivia		14.442	
	198 CHRISTIE Tahlay			

Eliminated after First round

	5 MSP - Giant-Max Success Sports Pro Cycling
	164 ZHUANG Wei
	163 ZHANG Linyin

	6 LCT - Look Cycle China Proteam
	156 CHEN Feifei
	157 SHEN Chaoyue

	7 ESP - Spain
	110 CALVO BARBERO Tania
	111 CASAS ROIGE Helena

	8 NZL - New Zealand
	175 CUMMING Emma
	178 HANSEN Natasha

Did not qualify for First round

	9 UKR - Ukraine
	217 STARIKOVA Olena
	214 BASOVA Liubov

	10 GBR - Great Britain
	119 MARCHANT Katy
	118 BATE Lauren

	11 CAN - Canada
	86 WALSH Amelia
	83 GENEST Lauriane

	12 HKG - Hong Kong, China
	126 LEE Hoi Yan Jessica
	127 LEE Wai Sze

	13 ITA - Italy
	137 FIDANZA Martina
	138 VECE Miriam

Women's Team Sprint / Vitesse par équipe femmes
Finals / Finales
Results and Final Classification / Résultats et classement final
 Fri 18 Jan 2019 - Race distance: 2 laps

Rank	Team / Name	Lap 1	Time Lap 1-2	Average Speed km/h
14 LTU - Lithuania				
159	MAROZAITE Mige			
160	SUMSKYTE Viktorija			
15 USA - United States				
224	MARQUARDT Mandy			
223	GODBY Madalyn			
16 CHN - China				
99	SHEN Yan			
100	TANG Mengqi			

Communiqué approved by the Secretary of the Commissaires Panel:

Note:
Riders are presented in their starting order

18-20 January 2019

Women's Team Sprint / Vitesse par équipe femmes
Finals / Finales
Race Analysis / Analyse de course

GOLD

HBT - Holy Brother Cycling Team				FRA - France			
Distance	Time	Rank	Lap Time	Distance	Time	Rank	Lap Time
125m	11.852	2		125m	11.773	1	
250m	19.280	1	19.280	250m	19.300	2	19.300
375m	26.309	1		375m	26.509	2	
500m	33.460	1	14.180	500m	33.624	2	14.324

BRONZE

POL - Poland				SUB - Subway New Zealand Track Trade Team			
Distance	Time	Rank	Lap Time	Distance	Time	Rank	Lap Time
125m	11.778	1		125m	11.861	2	
250m	19.371	2	19.371	250m	19.356	1	19.356
375m	26.463	1		375m	26.514	2	
500m	33.710	3	14.339	500m	33.798	4	14.442

Communiqué approved by the Secretary of the Commissaires Panel:

18-20 January 2019

Communiqué no. 95

Women's Team Sprint / Vitesse par équipe femmes
Finals / Finales
Start List / Liste de départ
 Fri 18 Jan 2019 - Race distance: 2 laps

World Record	32.034 CHN - China	Saint-Quentin-En-Yvelines (FRA)	18 FEB 2015
---------------------	--------------------	---------------------------------	-------------

Heat	Race Number	Team / Name	Time
FOR BRONZE		POL - Poland	_____
	183	KARWACKA Marlena	
	184	LOS Urszula	
		SUB - Subway New Zealand Track Trade Team	_____
	201	PODMORE Olivia	
	198	CHRISTIE Tahlay	
FOR GOLD		HBT - Holy Brother Cycling Team	_____
	124	SONG Chaorui	
	123	BAO Shanju	
		FRA - France	_____
	116	CLAIR Sandie	
	117	GROS Mathilde	

Communiqué approved by the Secretary of the Commissaires Panel:

.....

Note:
 The composition of the teams may be subject to change up to 30 minutes before the start of the race. Sorted in the order given by the team.

18-20 January 2019

Communiqué no. 94

Women's Team Sprint / Vitesse par équipe femmes
First Round / Premier tour
Results / Résultats

Fri 18 Jan 2019 - Race distance: 2 laps

World Record	32.034 CHN - China	Saint-Quentin-En-Yvelines (FRA)	18 FEB 2015
---------------------	--------------------	---------------------------------	-------------

Heat	Rank	Team / Name	Lap 1	Time Lap 1-2	Average Speed km/h			
1	1	SUB - Subway New Zealand Track Trade Team	19.218	33.645	53.500	QB		
		201 PODMORE Olivia		14.427				
	198 CHRISTIE Tahlay							
	2	NZL - New Zealand		REL				
	175 CUMMING Emma							
	178 HANSEN Natasha							
2	1	FRA - France	19.179	33.517	53.704	QG		
		116 CLAIR Sandie		14.338				
	117 GROS Mathilde							
	2	LCT - Look Cycle China Proteam		19.223			33.626	53.530
	156 CHEN Feifei	14.403						
	157 SHEN Chaoyue							
3	1	POL - Poland	19.283	33.541	53.666	QB		
		183 KARWACKA Marlena		14.258				
	184 LOS Urszula							
	2	ESP - Spain		19.270			33.677	53.449
	110 CALVO BARBERO Tania	14.407						
	111 CASAS ROIGE Helena							
4	1	HBT - Holy Brother Cycling Team	19.202	33.315	54.030	QG		
		124 SONG Chaorui		14.113				
	123 BAO Shanju							
	2	MSP - Giant-Max Success Sports Pro Cycling		19.299			33.607	53.560
	164 ZHUANG Wei	14.308						
	163 ZHANG Linyin							

Qualification Rule:

The fastest two winning teams race for the gold and silver medals, and the other two winning teams race for the bronze medal. Losers are classified from 5th to 8th place by their times in the First Round.

No 11 NEW ZEALAND (NZL)

Relegated as per 3.2.153

Communiqué approved by the Secretary of the Commissaires Panel:

LEGEND

QB Qualified for Bronze **QG** Qualified for Gold **REL** Relegated

18-20 January 2019

Women's Team Sprint / Vitesse par équipe femmes
First Round / Premier tour
Race Analysis / Analyse de course

Heat 1

NZL - New Zealand				SUB - Subway New Zealand Track Trade Team			
Distance	Time	Rank	Lap Time	Distance	Time	Rank	Lap Time
125m	11.854	2		125m	11.750	1	
250m	19.606	2	19.606	250m	19.218	1	19.218
375m	26.586	2		375m	26.368	1	
500m	REL	2	14.030	500m	33.645	1	14.427

Heat 2

FRA - France				LCT - Look Cycle China Proteam			
Distance	Time	Rank	Lap Time	Distance	Time	Rank	Lap Time
125m	11.651	1		125m	11.686	2	
250m	19.179	1	19.179	250m	19.223	2	19.223
375m	26.372	2		375m	26.367	1	
500m	33.517	1	14.338	500m	33.626	2	14.403

Heat 3

POL - Poland				ESP - Spain			
Distance	Time	Rank	Lap Time	Distance	Time	Rank	Lap Time
125m	11.724	1		125m	11.880	2	
250m	19.283	2	19.283	250m	19.270	1	19.270
375m	26.349	1		375m	26.401	2	
500m	33.541	1	14.258	500m	33.677	2	14.407

Heat 4

HBT - Holy Brother Cycling Team				MSP - Giant-Max Success Sports Pro Cycling			
Distance	Time	Rank	Lap Time	Distance	Time	Rank	Lap Time
125m	11.831	1		125m	11.848	2	
250m	19.202	1	19.202	250m	19.299	2	19.299
375m	26.181	1		375m	26.405	2	
500m	33.315	1	14.113	500m	33.607	2	14.308

Communiqué approved by the Secretary of the Commissaires Panel:

LEGEND
REL Relegated

Women's Team Sprint / Vitesse par équipe femmes
First Round / Premier tour
Start List / Liste de départ
 Fri 18 Jan 2019 - Race distance: 2 laps

World Record	32.034 CHN - China	Saint-Quentin-En-Yvelines (FRA)	18 FEB 2015
---------------------	--------------------	---------------------------------	-------------

Heat	Race Number	Team / Name	Time
1		NZL - New Zealand	_____
	175	CUMMING Emma	
	178	HANSEN Natasha	
		SUB - Subway New Zealand Track Trade Team	_____
	201	PODMORE Olivia	
	198	CHRISTIE Tahlay	
2		FRA - France	_____
	116	CLAIR Sandie	
	117	GROS Mathilde	
		LCT - Look Cycle China Proteam	_____
	156	CHEN Feifei	
	157	SHEN Chaoyue	
3		POL - Poland	_____
	183	KARWACKA Marlena	
	184	LOS Urszula	
		ESP - Spain	_____
	110	CALVO BARBERO Tania	
	111	CASAS ROIGE Helena	
4		HBT - Holy Brother Cycling Team	_____
	124	SONG Chaorui	
	123	BAO Shanju	
		MSP - Giant-Max Success Sports Pro Cycling	_____
	164	ZHUANG Wei	
	163	ZHANG Linyin	

Qualification Rule:

The fastest two winning teams race for the gold and silver medals, and the other two winning teams race for the bronze medal. Losers are classified from 5th to 8th place by their times in the First Round.

Communiqué approved by the Secretary of the Commissaires Panel:

.....

Note:

The composition of the teams may be subject to change up to 30 minutes before the start of the race. Sorted in the order given by the team.

18-20 January 2019

Communiqué no. 92

Women's Team Sprint / Vitesse par équipe femmes
Qualifying / Qualifications
Results / Résultats

Fri 18 Jan 2019 - Race distance: 2 laps

World Record	32.034 CHN - China	Saint-Quentin-En-Yvelines (FRA)	18 FEB 2015
---------------------	--------------------	---------------------------------	-------------

Rank	Team / Name	Lap 1	Time Lap 1-2	Average Speed km/h
1	HBT - Holy Brother Cycling Team 124 SONG Chaorui 123 BAO Shanju	19.217 (2)	33.605 (1) 14.388 (5)	53.563
2	POL - Poland 183 KARWACKA Marlena 184 LOS Urszula	19.389 (10)	33.743 (2) 14.354 (3)	53.344
3	FRA - France 116 CLAIR Sandie 117 GROS Mathilde	19.255 (4)	33.764 (3) 14.509 (9)	53.311
4	NZL - New Zealand 175 CUMMING Emma 178 HANSEN Natasha	19.623 (12)	33.790 (4) 14.167 (2)	53.270
5	SUB - Subway New Zealand Track Trade Team 201 PODMORE Olivia 198 CHRISTIE Tahlay	19.331 (7)	33.812 (5) 14.481 (8)	53.236
6	LCT - Look Cycle China Proteam 156 CHEN Feifei 157 SHEN Chaoyue	19.277 (5)	33.814 (6) 14.537 (10)	53.232
7	ESP - Spain 110 CALVO BARBERO Tania 111 CASAS ROIGE Helena	19.370 (9)	33.824 (7) 14.454 (6)	53.217
8	MSP - Giant-Max Success Sports Pro Cycling 164 ZHUANG Wei 163 ZHANG Linyin	19.319 (6)	33.880 (8) 14.561 (11)	53.129
9	UKR - Ukraine 217 STARIKOVA Olena 214 BASOVA Liubov	18.953 (1)	33.897 (9) 14.944 (14)	53.102
10	GBR - Great Britain 119 MARCHANT Katy 118 BATE Lauren	19.248 (3)	34.060 (10) 14.812 (13)	52.848
11	CAN - Canada 86 WALSH Amelia 83 GENEST Lauriane	19.852 (13)	34.213 (11) 14.361 (4)	52.612
12	HKG - Hong Kong, China 126 LEE Hoi Yan Jessica 127 LEE Wai Sze	20.421 (16)	34.371 (12) 13.950 (1)	52.370
13	ITA - Italy 137 FIDANZA Martina 138 VECE Miriam	19.917 (14)	34.391 (13) 14.474 (7)	52.339
14	LTU - Lithuania 159 MAROZAITE Migele 160 SUMSKYTE Viktorija	19.401 (11)	34.490 (14) 15.089 (15)	52.189
15	USA - United States 224 MARQUARDT Mandy 223 GODBY Madalyn	19.935 (15)	34.697 (15) 14.762 (12)	51.878

18-20 January 2019

Communiqué no. 92

Women's Team Sprint / Vitesse par équipe femmes
Qualifying / Qualifications
Results / Résultats

Fri 18 Jan 2019 - Race distance: 2 laps

Rank	Team / Name	Lap 1	Time Lap 1-2	Average Speed km/h
16	CHN - China	19.360 (8)	34.731 (16)	51.827
	99 SHEN Yan		15.371 (16)	
	100 TANG Mengqi			

Qualification Rule:

Fastest 8 teams qualify for the first round.

Communiqué approved by the Secretary of the Commissaires Panel:

18-20 January 2019

Women's Team Sprint / Vitesse par équipe femmes
Qualifying / Qualifications
Race Analysis / Analyse de course

Heat 1				Heat 2			
CAN - Canada				USA - United States			
Distance	Time	Rank	Lap Time	Distance	Time	Rank	Lap Time
125m	12.094	13		125m	12.364	15	
250m	19.852	13	19.852	250m	19.935	15	19.935
375m	26.971	12		375m	27.341	15	
500m	34.213	11	14.361	500m	34.697	15	14.762

Heat 3				Heat 4			
FRA - France				ITA - Italy			
Distance	Time	Rank	Lap Time	Distance	Time	Rank	Lap Time
125m	11.696	2		125m	12.158	14	
250m	19.255	4	19.255	250m	19.917	14	19.917
375m	26.523	6		375m	27.188	14	
500m	33.764	3	14.509	500m	34.391	13	14.474

Heat 5				Heat 6			
LTU - Lithuania				ESP - Spain			
Distance	Time	Rank	Lap Time	Distance	Time	Rank	Lap Time
125m	11.832	8		125m	11.993	12	
250m	19.401	11	19.401	250m	19.370	9	19.370
375m	26.874	11		375m	26.521	5	
500m	34.490	14	15.089	500m	33.824	7	14.454

Heat 7				Heat 8			
UKR - Ukraine				HKG - Hong Kong, China			
Distance	Time	Rank	Lap Time	Distance	Time	Rank	Lap Time
125m	11.744	4		125m	12.676	16	
250m	18.953	1	18.953	250m	20.421	16	20.421
375m	26.536	8		375m	27.411	16	
500m	33.897	9	14.944	500m	34.371	12	13.950

Heat 9				Heat 10			
POL - Poland				SUB - Subway New Zealand Track Trade Team			
Distance	Time	Rank	Lap Time	Distance	Time	Rank	Lap Time
125m	11.795	5		125m	11.856	10	
250m	19.389	10	19.389	250m	19.331	7	19.331
375m	26.476	2		375m	26.519	4	
500m	33.743	2	14.354	500m	33.812	5	14.481

Heat 11				Heat 12			
NZL - New Zealand				GBR - Great Britain			
Distance	Time	Rank	Lap Time	Distance	Time	Rank	Lap Time
125m	11.841	9		125m	11.732	3	
250m	19.623	12	19.623	250m	19.248	3	19.248
375m	26.713	10		375m	26.643	9	
500m	33.790	4	14.167	500m	34.060	10	14.812

Heat 13				Heat 14			
MSP - Giant-Max Success Sports Pro Cycling				LCT - Look Cycle China Proteam			
Distance	Time	Rank	Lap Time	Distance	Time	Rank	Lap Time
125m	11.863	11		125m	11.693	1	
250m	19.319	6	19.319	250m	19.277	5	19.277
375m	26.526	7		375m	26.506	3	
500m	33.880	8	14.561	500m	33.814	6	14.537

18-20 January 2019

Women's Team Sprint / Vitesse par équipe femmes
Qualifying / Qualifications
Race Analysis / Analyse de course

Heat 15				Heat 16			
HBT - Holy Brother Cycling Team				CHN - China			
Distance	Time	Rank	Lap Time	Distance	Time	Rank	Lap Time
125m	11.809	7		125m	11.800	6	
250m	19.217	2	19.217	250m	19.360	8	19.360
375m	26.344	1		375m	27.042	13	
500m	33.605	1	14.388	500m	34.731	16	15.371

Communiqué approved by the Secretary of the Commissaires Panel:

Women's Team Sprint / Vitesse par équipe femmes
Qualifying / Qualifications
Start List / Liste de départ
 Fri 18 Jan 2019 - Race distance: 2 laps

World Record	32.034 CHN - China	Saint-Quentin-En-Yvelines (FRA)	18 FEB 2015
---------------------	--------------------	---------------------------------	-------------

Heat	Race Number	Team / Name	Time
1		CAN - Canada	_____
	86	WALSH Amelia	
	83	GENEST Lauriane	
2		USA - United States	_____
	224	MARQUARDT Mandy	
	223	GODBY Madalyn	
3		FRA - France	_____
	116	CLAIR Sandie	
	117	GROS Mathilde	
4		ITA - Italy	_____
	137	FIDANZA Martina	
	138	VECE Miriam	
5		LTU - Lithuania	_____
	159	MAROZAITE Migle	
	160	SUMSKYTE Viktorija	
6		ESP - Spain	_____
	110	CALVO BARBERO Tania	
	111	CASAS ROIGE Helena	
7		UKR - Ukraine	_____
	217	STARIKOVA Olena	
	214	BASOVA Liubov	
8		HKG - Hong Kong, China	_____
	126	LEE Hoi Yan Jessica	
	127	LEE Wai Sze	
9		POL - Poland	_____
	183	KARWACKA Marlena	
	184	LOS Urszula	

18-20 January 2019

Communiqué no. 91

Women's Team Sprint / Vitesse par équipe femmes
Qualifying / Qualifications
Start List / Liste de départ
 Fri 18 Jan 2019 - Race distance: 2 laps

Heat	Race Number	Team / Name	Time
10		SUB - Subway New Zealand Track Trade Team	_____
	201	PODMORE Olivia	
	198	CHRISTIE Tahlay	
11		NZL - New Zealand	_____
	175	CUMMING Emma	
	178	HANSEN Natasha	
12		GBR - Great Britain	_____
	119	MARCHANT Katy	
	118	BATE Lauren	
13		MSP - Giant-Max Success Sports Pro Cycling	_____
	164	ZHUANG Wei	
	163	ZHANG Linyin	
14		LCT - Look Cycle China Proteam	_____
	156	CHEN Feifei	
	157	SHEN Chaoyue	
15		HBT - Holy Brother Cycling Team	_____
	124	SONG Chaorui	
	123	BAO Shanju	
16		CHN - China	_____
	99	SHEN Yan	
	100	TANG Mengqi	

Qualification Rule:

Fastest 8 teams qualify for the first round.

Communiqué approved by the Secretary of the Commissaires Panel:

.....

Note:

The composition of the teams may be subject to change up to 30 minutes before the start of the race. Sorted in the order given by the team.

Women's Sprint / Vitesse femmes
World Cup Standings / Classement coupe du monde
 As of SAT 19 JAN 2019

Event No 1	Saint-Quentin-en-Yvelines (FRA)	19-21 OCT 2018
Event No 2	Milton (CAN)	26-28 OCT 2018
Event No 3	Berlin (GER)	30 NOV-2 DEC 2018
Event No 4	London (GBR)	14-16 DEC 2018
Event No 5	Cambridge (NZL)	18-20 JAN 2019
Event No 6	Hong-Kong (HKG)	25-27 JAN 2019

Rank	Name	Team Code	Event No 1	Event No 2	Event No 3	Event No 4	Event No 5	Event No 6	Total Points
1	MORTON Stephanie	AUS	450.0	400.0	500.0	500.0			1850.0
2	STARIKOVA Olena	UKR	275.0	225.0	400.0	375.0	450.0		1725.0
3	LEE Wai Sze	HKG	500.0	500.0			500.0		1500.0
4	SHMELEVA Daria	RVL	400.0	375.0	375.0	250.0			1400.0
5	MARCHANT Katy	GBR	300.0	190.0	300.0	325.0	275.0		1390.0
6	van RIESSEN Laurine	NED	325.0	250.0	350.0	400.0			1325.0
7	GROS Mathilde	FRA	375.0	350.0		205.0	350.0		1280.0
8	HINZE Emma	GER		450.0	325.0	450.0			1225.0
9	McCULLOCH Kaarle	AUS	250.0	325.0			400.0		975.0
10	MAROZAITE Migle	LTU	225.0	110.0	250.0	120.0	225.0		930.0
11	HANSEN Natasha	NZL	120.0	300.0			375.0		795.0
12	BAYONA PINEDA Martha	COL	160.0	70.0	205.0	300.0			735.0
13	los Urszula	POL	130.0	175.0	110.0	130.0	190.0		735.0
14	GRABOSCH Pauline Sophie	GER		275.0	225.0	225.0			725.0
15	CALVO BARBERO Tania	ESP	80.0	130.0	160.0	145.0	205.0		720.0
16	KRUPECKAITE Simona	LTU	70.0	160.0	190.0	275.0			695.0
17	GENEST Lauriane	CAN		120.0	120.0	190.0	250.0		680.0
18	LEE Hoi Yan Jessica	MSP	90.0	145.0	100.0	110.0	175.0		620.0
19	BASOVA Liubov	UKR	145.0	60.0	130.0	90.0	145.0		570.0
20	VOINOVA Anastasiia	RVL	100.0	1.0	450.0				551.0
21	ZHONG Tianshi	CHN			175.0	350.0			525.0
22	van de WOUW Hetty	NED	110.0	205.0		175.0			490.0
23	GODBY Madalyn	USA		100.0			325.0		425.0
24	DEGRENDELE Nicky	BEL	190.0			60.0	110.0		360.0
25	FRIEDRICH Lea Sophie	GER	350.0						350.0
26	KOBAYASHI Yuka	DSR	175.0	80.0	80.0				335.0
27	STEWART Robyn	IRL	60.0	1.0	60.0	80.0	120.0		321.0
28	PODMORE Olivia	SUB					300.0		300.0
29	VECE Miriam	ITA	1.0	1.0	50.0	100.0	130.0		282.0
30	LIGTLEE Elis	NED			275.0				275.0
31	LEE Hyejin	KOR			90.0	160.0			250.0
32	BRASPENNINCX Shanne	NED		90.0	145.0				235.0
33	CUMMING Emma	NZL	205.0	1.0					206.0
34	WALSH Amelia	CAN		1.0	1.0	70.0	100.0		172.0
35	MARQUARDT Mandy	USA		1.0			160.0		161.0
36	GAXIOLA GONZALEZ Luz Daniela	MEX			70.0	50.0			120.0
37	KARWACKA Marlina	POL	1.0	1.0	1.0		90.0		93.0
38	SONG Chaorui	HBT					80.0		80.0
39	CASAS ROIGE Helena	ESP	1.0	1.0	1.0	1.0	70.0		74.0
40	SHEN Yan	CHN		1.0			60.0		61.0
41	BATE Lauren	GBR	50.0	1.0	1.0	1.0			53.0
42	SALAZAR VALLES Jessica	MEX		50.0	1.0	1.0			52.0
43	SUMSKYTE Viktorija	LTU					50.0		50.0

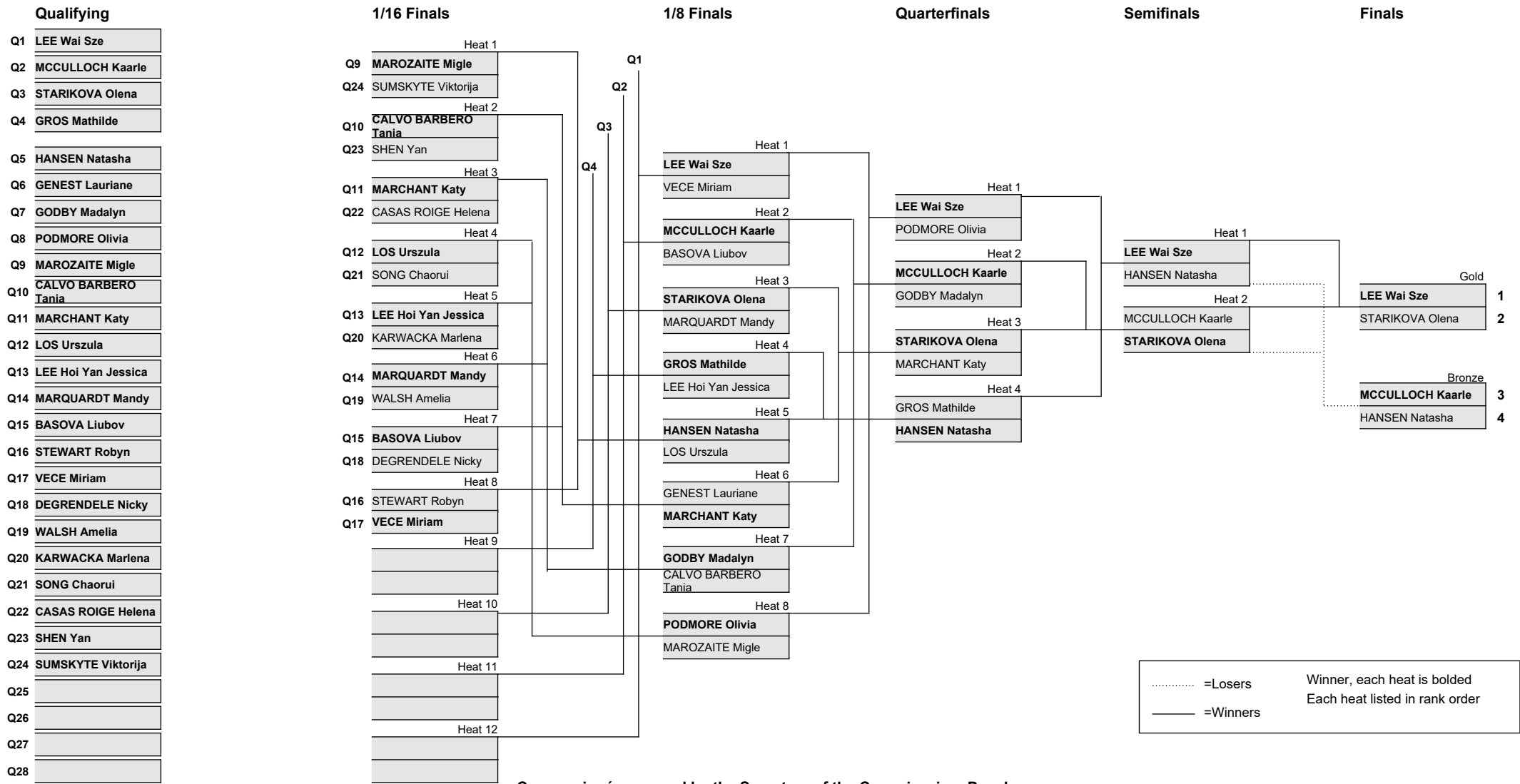
Women's Sprint / Vitesse femmes
World Cup Standings / Classement coupe du monde

As of SAT 19 JAN 2019

Rank	Name	Team Code	Event No 1	Event No 2	Event No 3	Event No 4	Event No 5	Event No 6	Total Points
44	KANKOVSKA Sara	CZE	1.0	1.0	1.0	1.0			4.0
45	OHTA Riyu	JPN	1.0	1.0	1.0				3.0
46	MUSTAPA Fatehah	MAS	1.0	1.0					2.0
47	LI Yin Yin	HKG			1.0	1.0			2.0
48	ANDREOTTI Maila	CTF	1.0		1.0				2.0
49	TANG Mengqi	CHN	1.0						1.0
50	ANTONOVA Natalia	RUS				1.0			1.0
51	JAGODZINSKA Julita	POL				1.0			1.0
52	DEBORAH Deborah	IND			1.0				1.0
53	VERDUGO OSUNA Yuli Paola	MEX		1.0					1.0
54	MA Wing Yu	HKG	1.0						1.0
55	MOHD ADNAN Farina Shawati	MAS		1.0					1.0
56	MANZONI Gloria	ITA		1.0					1.0

Women's Sprint / Vitesse femmes

Results Bracket / Tableau des matchs avec résultats



Communiqué approved by the Secretary of the Commissaires Panel:

18-20 January 2019

Communiqué no. 109

Women's Sprint / Vitesse femmes
Finals / Finales
Results and Final Classification / Résultats et classement final
 Sat 19 Jan 2019 - Race distance: 3 laps

Rank	Race Number	Name	Team Code	1st Race	2nd Race	Decider
				200m Time:	11.208	11.142
				Average Speed km/h:	64.240	64.620
Final For Gold						
GOLD	1	127 LEE Wai Sze	HKG	Winner	Winner	
SILVER	2	217 STARIKOVA Olena	UKR	+0.226	+0.151	
				200m Time:	11.474	11.576
				Average Speed km/h:	62.751	62.198
Final For Bronze						
BRONZE	3	68 McCULLOCH Kaarle	AUS	+0.022	Winner	Winner
	4	178 HANSEN Natasha	NZL	Winner	+0.046	+0.040
				200m Time:		
				Average Speed km/h:		
Did not qualify for semifinals						
	5	117 GROS Mathilde	FRA			
	6	223 GODBY Madalyn	USA			
	7	201 PODMORE Olivia	SUB			
	8	119 MARCHANT Katy	GBR			
				200m Time:		
				Average Speed km/h:		
Did not qualify for 1/4 finals						
	9	83 GENEST Lauriane	CAN			
	10	159 MAROZAITE Migle	LTU			
	11	110 CALVO BARBERO Tania	ESP			
	12	184 LOS Urszula	POL			
	13	126 LEE Hoi Yan Jessica	HKG			
	14	224 MARQUARDT Mandy	USA			
	15	214 BASOVA Liubov	UKR			
	16	138 VECE Miriam	ITA			
				200m Time:		
				Average Speed km/h:		
Did not qualify for 1/8 finals						
	17	130 STEWART Robyn	IRL			
	18	74 DEGRENDELE Nicky	BEL			
	19	86 WALSH Amelia	CAN			
	20	183 KARWACKA Marlena	POL			
	21	124 SONG Chaorui	HBT			
	22	111 CASAS ROIGE Helena	ESP			
	23	99 SHEN Yan	CHN			
	24	160 SUMSKYTE Viktorija	LTU			

Communiqué approved by the Secretary of the Commissaires Panel:

Women's Sprint / Vitesse femmes
Finals / Finales
Start List / Liste de départ
 Sat 19 Jan 2019 - Race distance: 3 laps

Race Number	Name	Team Code	1st Race	2nd Race	Decider
<i>For Bronze</i>					
		200m Time:			
		Average Speed km/h:			
178	HANSEN Natasha	NZL			
68	McCULLOCH Kaarle	AUS			
<i>For Gold</i>					
		200m Time:			
		Average Speed km/h:			
127	LEE Wai Sze	HKG			
217	STARIKOVA Olena	UKR			

Communiqué approved by the Secretary of the Commissaires Panel:

.....

18-20 January 2019

Communiqué no. 107

Women's Sprint / Vitesse femmes
Semifinals / Demi-finales
Results / Résultats

Sat 19 Jan 2019 - Race distance: 3 laps

Rank	Race Number	Name	Team Code	1st Race	2nd Race	Decider
			200m Time:	11.050	11.063	
			Average Speed km/h:	65.158	65.082	
Heat 1						
1	127	LEE Wai Sze	HKG	Winner	Winner	
2	178	HANSEN Natasha	NZL	+0.227	+0.215	
			200m Time:	11.241	11.343	
			Average Speed km/h:	64.051	63.475	
Heat 2						
1	217	STARIKOVA Olena	UKR	Winner	Winner	
2	68	McCULLOCH Kaarle	AUS	+0.085	+0.062	

Qualification Rule:

The winners race for the gold and silver medals. The losers race for the bronze medal.

Communiqué approved by the Secretary of the Commissaires Panel:

.....

18-20 January 2019

Communiqué no. 106

Women's Sprint / Vitesse femmes
Semifinals / Demi-finales
Start List / Liste de départ
 Sat 19 Jan 2019 - Race distance: 3 laps

Race Number	Name	Team Code	1st Race	2nd Race	Decider
<i>Heat 1</i>					
		200m Time:			
		Average Speed km/h:			
127	LEE Wai Sze	HKG			
178	HANSEN Natasha	NZL			
<i>Heat 2</i>					
		200m Time:			
		Average Speed km/h:			
68	McCULLOCH Kaarle	AUS			
217	STARIKOVA Olena	UKR			

Qualification Rule:

The winners race for the gold and silver medals. The losers race for the bronze medal.

Communiqué approved by the Secretary of the Commissaires Panel:

.....

18-20 January 2019

Communiqué no. 105

Women's Sprint / Vitesse femmes
Quarterfinals / Quart de finales
Results / Résultats

Sat 19 Jan 2019 - Race distance: 3 laps

Rank	Race Number	Name	Team Code	1st Race	2nd Race	Decider
				200m Time:	11.202	11.277
				Average Speed km/h:	64.274	63.847
Heat 1						
1	127	LEE Wai Sze	HKG	Winner	Winner	
2	201	PODMORE Olivia	SUB	+0.366	+0.567	
				200m Time:	11.360	11.658
				Average Speed km/h:	63.380	61.760
Heat 2						
1	68	McCULLOCH Kaarle	AUS	Winner	Winner	
2	223	GODBY Madalyn	USA	+0.111	+0.070	
				200m Time:	11.205	11.483
				Average Speed km/h:	64.257	62.701
Heat 3						
1	217	STARIKOVA Olena	UKR	Winner	Winner	
2	119	MARCHANT Katy	GBR	+0.074	+0.048	
				200m Time:	11.482	11.411
				Average Speed km/h:	62.707	63.097
Heat 4						
1	178	HANSEN Natasha	NZL	Winner	Winner	
2	117	GROS Mathilde	FRA	+0.045	+0.207	

Qualification Rule:

The winner of each heat qualifies to the Semifinals.

Communiqué approved by the Secretary of the Commissaires Panel:

.....

18-20 January 2019

Communiqué no. 104

Women's Sprint / Vitesse femmes
Quarterfinals / Quart de finales
Start List / Liste de départ
 Sat 19 Jan 2019 - Race distance: 3 laps

Race Number	Name	Team Code	1st Race	2nd Race	Decider
Heat 1					
		200m Time:			
		Average Speed km/h:			
127	LEE Wai Sze	HKG			
201	PODMORE Olivia	SUB			
Heat 2					
		200m Time:			
		Average Speed km/h:			
68	McCULLOCH Kaarle	AUS			
223	GODBY Madalyn	USA			
Heat 3					
		200m Time:			
		Average Speed km/h:			
217	STARIKOVA Olena	UKR			
119	MARCHANT Katy	GBR			
Heat 4					
		200m Time:			
		Average Speed km/h:			
117	GROS Mathilde	FRA			
178	HANSEN Natasha	NZL			

Qualification Rule:

The winner of each heat qualifies to the Semifinals.

Communiqué approved by the Secretary of the Commissaires Panel:

.....

18-20 January 2019

Communiqué no. 103

Women's Sprint / Vitesse femmes
1/8 Finals / 1/8 de finale
Results / Résultats
 Sat 19 Jan 2019 - Race distance: 3 laps

Rank	Race Number	Name	Team Code	
				200m Time: 11.449
				Average Speed km/h: 62.888
Heat 1				
1	127	LEE Wai Sze	HKG	Winner
2	138	VECE Miriam	ITA	+0.815
				200m Time: 11.446
				Average Speed km/h: 62.904
Heat 2				
1	68	McCULLOCH Kaarle	AUS	Winner
2	214	BASOVA Liubov	UKR	+0.084
				200m Time: 11.338
				Average Speed km/h: 63.503
Heat 3				
1	217	STARIKOVA Olena	UKR	Winner
2	224	MARQUARDT Mandy	USA	+0.075
				200m Time: 11.630
				Average Speed km/h: 61.909
Heat 4				
1	117	GROS Mathilde	FRA	Winner
2	126	LEE Hoi Yan Jessica	HKG	+0.102
				200m Time: 11.334
				Average Speed km/h: 63.526
Heat 5				
1	178	HANSEN Natasha	NZL	Winner
2	184	LOS Urszula	POL	+0.236
				200m Time: 11.327
				Average Speed km/h: 63.565
Heat 6				
1	119	MARCHANT Katy	GBR	Winner
2	83	GENEST Lauriane	CAN	+0.014
				200m Time: 11.525
				Average Speed km/h: 62.473
Heat 7				
1	223	GODBY Madalyn	USA	Winner
2	110	CALVO BARBERO Tania	ESP	+0.045
				200m Time: 11.526
				Average Speed km/h: 62.467
Heat 8				
1	201	PODMORE Olivia	SUB	Winner
2	159	MAROZAITA Migle	LTU	+0.048

Qualification Rule:

The winner of each heat qualifies to the Quarterfinals.

Communiqué approved by the Secretary of the Commissaires Panel:

Note:

The average speed is taken over the last 200m.

18-20 January 2019

Communiqué no. 102

Women's Sprint / Vitesse femmes
1/8 Finals / 1/8 de finale
Start List / Liste de départ
 Sat 19 Jan 2019 - Race distance: 3 laps

Race Number	Name	Team Code	Time
		200m Time:	
		Average Speed km/h:	
Heat 1			
127	LEE Wai Sze	HKG	
138	VECE Miriam	ITA	
		200m Time:	
		Average Speed km/h:	
Heat 2			
68	McCULLOCH Kaarle	AUS	
214	BASOVA Liubov	UKR	
		200m Time:	
		Average Speed km/h:	
Heat 3			
217	STARIKOVA Olena	UKR	
224	MARQUARDT Mandy	USA	
		200m Time:	
		Average Speed km/h:	
Heat 4			
117	GROS Mathilde	FRA	
126	LEE Hoi Yan Jessica	HKG	
		200m Time:	
		Average Speed km/h:	
Heat 5			
178	HANSEN Natasha	NZL	
184	LOS Urszula	POL	
		200m Time:	
		Average Speed km/h:	
Heat 6			
83	GENEST Lauriane	CAN	
119	MARCHANT Katy	GBR	
		200m Time:	
		Average Speed km/h:	
Heat 7			
223	GODBY Madalyn	USA	
110	CALVO BARBERO Tania	ESP	
		200m Time:	
		Average Speed km/h:	
Heat 8			
201	PODMORE Olivia	SUB	
159	MAROZAITE Migle	LTU	

Qualification Rule:

The winner of each heat qualifies to the Quarterfinals.

Communiqué approved by the Secretary of the Commissaires Panel:

.....

18-20 January 2019

Communiqué no. 101

Women's Sprint / Vitesse femmes
1/16 Finals / 1/16 de finale
Results / Résultats
 Sat 19 Jan 2019 - Race distance: 3 laps

Rank	Race Number	Name	Team Code	
				200m Time: 11.986
				Average Speed km/h: 60.070
Heat 1				
1	159	MAROZAITE Migle	LTU	Winner
2	160	SUMSKYTE Viktorija	LTU	+0.275
				200m Time: 11.889
				Average Speed km/h: 60.560
Heat 2				
1	110	CALVO BARBERO Tania	ESP	Winner
2	99	SHEN Yan	CHN	+0.444
				200m Time: 11.600
				Average Speed km/h: 62.069
Heat 3				
1	119	MARCHANT Katy	GBR	Winner
2	111	CASAS ROIGE Helena	ESP	+0.137
				200m Time: 11.521
				Average Speed km/h: 62.495
Heat 4				
1	184	LOS Urszula	POL	Winner
2	124	SONG Chaorui	HBT	+0.039
				200m Time: 11.401
				Average Speed km/h: 63.152
Heat 5				
1	126	LEE Hoi Yan Jessica	HKG	Winner
2	183	KARWACKA Marlena	POL	+0.208
				200m Time: 11.793
				Average Speed km/h: 61.053
Heat 6				
1	224	MARQUARDT Mandy	USA	Winner
2	86	WALSH Amelia	CAN	+0.373
				200m Time: 11.285
				Average Speed km/h: 63.802
Heat 7				
1	214	BASOVA Liubov	UKR	Winner
2	74	DEGRENDELE Nicky	BEL	+0.818
				200m Time: 11.904
				Average Speed km/h: 60.484
Heat 8				
1	138	VECE Miriam	ITA	Winner
2	130	STEWART Robyn	IRL	+0.018

Qualification Rule:

The winner of each heat qualifies to the 1/8 Finals.

Communiqué approved by the Secretary of the Commissaires Panel:

Note:

The average speed is taken over the last 200m.

18-20 January 2019

Communiqué no. 100

Women's Sprint / Vitesse femmes

1/16 Finals / 1/16 de finale

Start List / Liste de départ

Sat 19 Jan 2019 - Race distance: 3 laps

Race Number	Name	Team Code	Time
Heat 1			
		200m Time:	
		Average Speed km/h:	
159	MAROZAITE Migle	LTU	
160	SUMSKYTE Viktorija	LTU	
Heat 2			
		200m Time:	
		Average Speed km/h:	
110	CALVO BARBERO Tania	ESP	
99	SHEN Yan	CHN	
Heat 3			
		200m Time:	
		Average Speed km/h:	
119	MARCHANT Katy	GBR	
111	CASAS ROIGE Helena	ESP	
Heat 4			
		200m Time:	
		Average Speed km/h:	
184	LOS Urszula	POL	
124	SONG Chaorui	HBT	
Heat 5			
		200m Time:	
		Average Speed km/h:	
126	LEE Hoi Yan Jessica	HKG	
183	KARWACKA Marlena	POL	
Heat 6			
		200m Time:	
		Average Speed km/h:	
224	MARQUARDT Mandy	USA	
86	WALSH Amelia	CAN	
Heat 7			
		200m Time:	
		Average Speed km/h:	
214	BASOVA Liubov	UKR	
74	DEGRENDELE Nicky	BEL	
Heat 8			
		200m Time:	
		Average Speed km/h:	
130	STEWART Robyn	IRL	
138	VECE Miriam	ITA	

Qualification Rule:

The winner of each heat qualifies to the 1/8 Finals.

Communiqué approved by the Secretary of the Commissaires Panel:

18-20 January 2019

Communiqué no. 99

Women's Sprint / Vitesse femmes
Qualifying / Qualifications
Results / Résultats

Sat 19 Jan 2019 - Race distance: 200m flying start (3.5 laps)

World Record 10.384 VOGEL Kristina GER Aguascalientes (MEX) 7 DEC 2013

Rank	Race Number	Name	Team Code	100m	Time 100-200	Average Speed km/h
1	127	LEE Wai Sze	HKG	5.237 (1)	10.647 5.410 (2)	67.625
2	68	McCULLOCH Kaarle	AUS	5.268 (2)	10.677 5.409 (1)	67.435
3	217	STARIKOVA Olena	UKR	5.310 (3)	10.792 5.482 (3)	66.716
4	117	GROS Mathilde	FRA	5.332 (4)	10.833 5.501 (5)	66.464
5	178	HANSEN Natasha	NZL	5.356 (6)	10.853 5.497 (4)	66.341
6	83	GENEST Lauriane	CAN	5.352 (5)	10.904 5.552 (6)	66.031
7	223	GODBY Madalyn	USA	5.430 (9)	10.984 5.554 (7)	65.550
8	201	PODMORE Olivia	SUB	5.397 (8)	10.985 5.588 (9)	65.544
9	159	MAROZAITE Migle	LTU	5.395 (7)	10.993 5.598 (11)	65.496
10	110	CALVO BARBERO Tania	ESP	5.445 (11)	11.025 5.580 (8)	65.306
11	119	MARCHANT Katy	GBR	5.435 (10)	11.029 5.594 (10)	65.282
12	184	LOS Urszula	POL	5.458 (13)	11.095 5.637 (12)	64.894
13	126	LEE Hoi Yan Jessica	HKG	5.454 (12)	11.110 5.656 (13)	64.806
14	224	MARQUARDT Mandy	USA	5.543 (16)	11.215 5.672 (14)	64.200
15	214	BASOVA Liubov	UKR	5.504 (14)	11.231 5.727 (16)	64.108
16	130	STEWART Robyn	IRL	5.530 (15)	11.311 5.781 (19)	63.655
17	138	VECE Miriam	ITA	5.571 (17)	11.321 5.750 (17)	63.599
18	74	DEGRENDELE Nicky	BEL	5.609 (21)	11.333 5.724 (15)	63.531
19	86	WALSH Amelia	CAN	5.581 (18)	11.342 5.761 (18)	63.481
20	183	KARWACKA Marlena	POL	5.582 (19)	11.368 5.786 (20)	63.336
21	124	SONG Chaorui	HBT	5.601 (20)	11.388 5.787 (21)	63.224
22	111	CASAS ROIGE Helena	ESP	5.610 (22)	11.443 5.833 (22)	62.921

Women's Sprint / Vitesse femmes
Qualifying / Qualifications
Results / Résultats

Sat 19 Jan 2019 - Race distance: 200m flying start (3.5 laps)

Rank	Race Number	Name	Team Code	100m	Time 100-200	Average Speed km/h
23	99	SHEN Yan	CHN	5.628 (23)	11.553 5.925 (23)	62.321
24	160	SUMSKYTE Viktorija	LTU	5.773 (24)	11.758 5.985 (24)	61.235

Qualification Rule:

Top 8 riders qualify for 1/8 Finals. 9th to 24th places qualify for 1/16 Finals.

Communiqué approved by the Secretary of the Commissaires Panel:

18-20 January 2019

Communiqué no. 98 Rectificatif 1

Women's Sprint / Vitesse femmes
Qualifying / Qualifications
Start List / Liste de départ

Sat 19 Jan 2019 - Race distance: 200m flying start (3.5 laps)

World Record	10.384 VOGEL Kristina	GER	Aguascalientes (MEX)	7 DEC 2013
---------------------	-----------------------	-----	----------------------	------------

Order	Race Number	Name	Team Code	Time
1	99	SHEN Yan	CHN	_____
2	124	SONG Chaorui	HBT	_____
3	183	KARWACKA Marlana	POL	_____
4	160	SUMSKYTE Viktorija	LTU	_____
5	111	CASAS ROIGE Helena	ESP	_____
6	86	WALSH Amelia	CAN	_____
7	201	PODMORE Olivia	SUB	_____
8	224	MARQUARDT Mandy	USA	_____
9	138	VECE Miriam	ITA	_____
10	184	LOS Urszula	POL	_____
11	130	STEWART Robyn	IRL	_____
12	223	GODBY Madalyn	USA	_____
13	110	CALVO BARBERO Tania	ESP	_____
14	126	LEE Hoi Yan Jessica	HKG	_____
15	214	BASOVA Liubov	UKR	_____
16	83	GENEST Lauriane	CAN	_____
17	74	DEGRENDELE Nicky	BEL	_____
18	159	MAROZAITE Migle	LTU	_____
19	119	MARCHANT Katy	GBR	_____
20	68	McCULLOCH Kaarle	AUS	_____
21	178	HANSEN Natasha	NZL	_____
22	217	STARIKOVA Olena	UKR	_____
23	117	GROS Mathilde	FRA	_____
24	127	LEE Wai Sze	HKG	_____

Qualification Rule:

Top 8 riders qualify for 1/8 Finals. 9th to 24th places qualify for 1/16 Finals.

Communiqué approved by the Secretary of the Commissaires Panel:

Women's Keirin / Keirin femmes
World Cup Standings / Classement coupe du monde

As of SUN 20 JAN 2019

Event No 1	Saint-Quentin-en-Yvelines (FRA)	19-21 OCT 2018
Event No 2	Milton (CAN)	26-28 OCT 2018
Event No 3	Berlin (GER)	30 NOV-2 DEC 2018
Event No 4	London (GBR)	14-16 DEC 2018
Event No 5	Cambridge (NZL)	18-20 JAN 2019
Event No 6	Hong-Kong (HKG)	25-27 JAN 2019

Rank	Name	Team Code	Event No 1	Event No 2	Event No 3	Event No 4	Event No 5	Event No 6	Total Points
1	MORTON Stephanie	AUS	250.0	450.0	325.0	500.0			1525.0
2	van RIESEN Laurine	NED	500.0	205.0	500.0	300.0			1505.0
3	LEE Wai Sze	HKG	400.0	375.0			500.0		1275.0
4	MARCHANT Katy	GBR	175.0	80.0	175.0	375.0	450.0		1255.0
5	SHMELEVA Daria	RVL	450.0	350.0		450.0			1250.0
6	los Urszula	POL	225.0	175.0		400.0	375.0		1175.0
7	KRUPECKAITE Simona	LTU	375.0	225.0	350.0	190.0			1140.0
8	GROS Mathilde	FRA	275.0	275.0		175.0	325.0		1050.0
9	BAYONA PINEDA Martha	COL	120.0	400.0	190.0	325.0			1035.0
10	BASOVA Liubov	UKR	80.0	175.0	120.0	175.0	400.0		950.0
11	KOBAYASHI Yuka	DSR	300.0	175.0	400.0				875.0
12	STEWART Robyn	IRL	120.0	190.0	120.0	175.0	175.0		780.0
13	GODBY Madalyn	USA		500.0			275.0		775.0
14	DEGRENDELE Nicky	BEL	325.0			225.0	225.0		775.0
15	HANSEN Natasha	NZL	350.0	120.0			300.0		770.0
16	HINZE Emma	GER		300.0	450.0				750.0
17	OHTA Riyu	JPN	190.0	175.0	300.0				665.0
18	BRASPENNINCX Shanne	NED		250.0	375.0				625.0
19	LEE Hyejin	KOR			275.0	325.0			600.0
20	ZHONG Tianshi	CHN			250.0	275.0			525.0
21	GNIDENKO Ekaterina	RUS	175.0		225.0	120.0			520.0
22	GENEST Lauriane	CAN		325.0	1.0		190.0		516.0
23	KANKOVSKA Sara	CZE	80.0	80.0	175.0	120.0			455.0
24	CASAS ROIGE Helena	ESP	120.0		80.0		250.0		450.0
25	LEE Hoi Yan Jessica	MSP	120.0	120.0	1.0	205.0			446.0
26	ANDREOTTI Maila	CTF	80.0		50.0	175.0	120.0		425.0
27	GAXIOLA GONZALEZ Luz Daniela	MEX		120.0	175.0	120.0			415.0
28	WANG Tzu Chun	TPE			120.0	80.0	175.0		375.0
29	McCULLOCH Kaarle	AUS					350.0		350.0
30	MUSTAPA Fatehah	MAS	175.0	120.0					295.0
31	VECE Miriam	ITA		1.0	80.0	80.0	120.0		281.0
32	GRABOSCH Pauline Sophie	GER				250.0			250.0
33	PODMORE Olivia	SUB					205.0		205.0
34	VOINOVA Anastasiia	RVL			205.0				205.0
35	FRIEDRICH Lea Sophie	GER	205.0						205.0
36	KARWACKA Marlena	POL			175.0				175.0
37	TANG Mengqi	CHN	175.0						175.0
38	CALVO BARBERO Tania	ESP		80.0		80.0			160.0
38	PALMER Dahlia	JAM		80.0		80.0			160.0
40	BAO Shanju	HBT					145.0		145.0
40	MAROZAITE Migne	LTU					145.0		145.0
42	WALSH Amelia	CAN				120.0			120.0
43	DEBORAH Deborah	IND			120.0				120.0

Women's Keirin / Keirin femmes
World Cup Standings / Classement coupe du monde

As of SUN 20 JAN 2019

Rank	Name	Team Code	Event No 1	Event No 2	Event No 3	Event No 4	Event No 5	Event No 6	Total Points
44	ZAYED AHMED Ebtissam	EGY			80.0				80.0
45	MANZONI Gloria	ITA	80.0						80.0
46	du PREEZ Charlene	RSA	1.0						1.0

Women's Keirin / Keirin femmes
Finals / Finales
Results / Résultats
 Sun 20 Jan 2019 - Race distance: 6 laps

Rank	Race Number	Name	Team Code	Time Behind
				200m Time: 11.408
				Average Speed km/h: 63.114
Final 1-6				
1	127	LEE Wai Sze	HKG	
2	119	MARCHANT Katy	GBR	+0.004
3	214	BASOVA Liubov	UKR	+0.080
4	184	LOS Urszula	POL	+0.144
5	68	McCULLOCH Kaarle	AUS	+0.162
6	117	GROS Mathilde	FRA	+0.231
				200m Time: 11.047
				Average Speed km/h: 65.176
Final 7-12				
7	178	HANSEN Natasha	NZL	
8	223	GODBY Madalyn	USA	+0.050
9	111	CASAS ROIGE Helena	ESP	+0.306
10	74	DEGRENDELE Nicky	BEL	+0.425
11	201	PODMORE Olivia	SUB	+0.560
12	83	GENEST Lauriane	CAN	+0.733
Did not qualify from First round				
13	130	STEWART Robyn	IRL	
13	210	WANG Tzu Chun	TPE	
15	123	BAO Shanju	HBT	
15	159	MAROZAITÉ Míglé	LTU	
17	102	ANDREOTTI Maila	CTF	
17	138	VECE Miriam	ITA	

Communiqué approved by the Secretary of the Commissaires Panel:

.....

18-20 January 2019

Communiqué no. 118

Women's Keirin / Keirin femmes
Finals / Finales
Start List / Liste de départ
 Sun 20 Jan 2019 - Race distance: 6 laps

Race Number	Name	Team Code
Final 7-12		
74	DEGRENDELE Nicky	BEL
83	GENEST Lauriane	CAN
111	CASAS ROIGE Helena	ESP
178	HANSEN Natasha	NZL
201	PODMORE Olivia	SUB
223	GODBY Madalyn	USA
Final 1-6		
68	McCULLOCH Kaarle	AUS
117	GROS Mathilde	FRA
119 w	MARCHANT Katy	GBR
127	LEE Wai Sze	HKG
184	LOS Urszula	POL
214	BASOVA Liubov	UKR

Communiqué approved by the Secretary of the Commissaires Panel:

.....

LEGEND
 w Warning

18-20 January 2019

Communiqué no. 117

Women's Keirin / Keirin femmes
Second Round / Deuxième tour
Results / Résultats

Sun 20 Jan 2019 - Race distance: 6 laps

Rank	Race Number	Name	Team Code	Time Behind
				200m Time: 11.375
				Average Speed km/h: 63.297
Heat 1				
1	119	MERCHANT Katy	GBR	
2	214	BASOVA Liubov	UKR	+0.082
3	184	LOS Urszula	POL	+0.168
4	201	PODMORE Olivia	SUB	+0.182
5	223	GODBY Madalyn	USA	+0.304
6	83	GENEST Lauriane	CAN	+0.359
				200m Time: 11.158
				Average Speed km/h: 64.528
Heat 2				
1	117	GROS Mathilde	FRA	
2	127	LEE Wai Sze	HKG	+0.052
3	68	McCULLOCH Kaarle	AUS	+0.088
4	178	HANSEN Natasha	NZL	+0.180
5	111	CASAS ROIGE Helena	ESP	+0.185
6	74	DEGRENDELE Nicky	BEL	+0.329

Qualification Rule:

The first three riders in each heat qualify to final 1-6, all other riders advance to final 7-12.

No 119 MERCHANT Katy (GBR)

Warning for moving down towards the inside of the track when a rival was already there
 Avertissement pour s'être rabattu vers l'intérieur alors que son concurrent s'y trouvait déjà

Communiqué approved by the Secretary of the Commissaires Panel:

18-20 January 2019

Communiqué no. 116

Women's Keirin / Keirin femmes
Second Round / Deuxième tour
Start List / Liste de départ
 Sun 20 Jan 2019 - Race distance: 6 laps

Race Number	Name	Team Code
Heat 1		
83	GENEST Lauriane	CAN
119	MARCHANT Katy	GBR
184	LOS Urszula	POL
201	PODMORE Olivia	SUB
214	BASOVA Liubov	UKR
223	GODBY Madalyn	USA
Heat 2		
68	McCULLOCH Kaarle	AUS
74	DEGRENDELE Nicky	BEL
111	CASAS ROIGE Helena	ESP
117	GROS Mathilde	FRA
127	LEE Wai Sze	HKG
178	HANSEN Natasha	NZL

Qualification Rule:

The first three riders in each heat qualify to final 1-6, all other riders advance to final 7-12.

Communiqué approved by the Secretary of the Commissaires Panel:

.....

18-20 January 2019

Communiqué no. 115

Women's Keirin / Keirin femmes
First Round Repechage / Repêchage premier tour
Results / Résultats

Sun 20 Jan 2019 - Race distance: 6 laps

Rank	Race Number	Name	Team Code	Time Behind
				200m Time: 11.102
				Average Speed km/h: 64.853
Heat 1				
1	83	GENEST Lauriane	CAN	
2	111	CASAS ROIGE Helena	ESP	+0.179
3	74	DEGRENDELE Nicky	BEL	+0.504
4	130	STEWART Robyn	IRL	+0.574
5	159	MAROZAITE Migle	LTU	+0.626
6	138	VECE Miriam	ITA	+1.047
				200m Time: 11.530
				Average Speed km/h: 62.446
Heat 2				
1	68	McCULLOCH Kaarle	AUS	
2	214	BASOVA Liubov	UKR	+0.059
3	184	LOS Urszula	POL	+0.088
4	210	WANG Tzu Chun	TPE	+0.112
5	123	BAO Shanju	HBT	+0.141
6	102	ANDREOTTI Maila	CTF	+1.809

Qualification Rule:

The first three riders in each heat qualify to the Second round.

Communiqué approved by the Secretary of the Commissaires Panel:

.....

18-20 January 2019

Communiqué no. 114

Women's Keirin / Keirin femmes
First Round Repechage / Repêchage premier tour
Start List / Liste de départ
 Sun 20 Jan 2019 - Race distance: 6 laps

Race Number	Name	Team Code
Heat 1		
74	DEGRENDELE Nicky	BEL
83	GENEST Lauriane	CAN
111	CASAS ROIGE Helena	ESP
130	STEWART Robyn	IRL
138	VECE Miriam	ITA
159	MAROZAITE Migle	LTU
Heat 2		
68	McCULLOCH Kaarle	AUS
102	ANDREOTTI Maila	CTF
123	BAO Shanju	HBT
184	LOS Urszula	POL
210	WANG Tzu Chun	TPE
214	BASOVA Liubov	UKR

Qualification Rule:

The first three riders in each heat qualify to the Second round.

Communiqué approved by the Secretary of the Commissaires Panel:

.....

18-20 January 2019

Communiqué no. 113

Women's Keirin / Keirin femmes
First Round / Premier tour
Results / Résultats

Sun 20 Jan 2019 - Race distance: 6 laps

Rank	Race Number	Name	Team Code	Time Behind
				200m Time: 11.292
				Average Speed km/h: 63.762
Heat 1				
1	223	GODBY Madalyn	USA	
2	178	HANSEN Natasha	NZL	+0.041
3	74	DEGRENDELE Nicky	BEL	+0.052
4	102	ANDREOTTI Maila	CTF	+0.238
5	159	MAROZAITE Migle	LTU	+0.244
6	210	WANG Tzu Chun	TPE	+0.357
				200m Time: 11.508
				Average Speed km/h: 62.565
Heat 2				
1	127	LEE Wai Sze	HKG	
2	119	MARCHANT Katy	GBR	+0.008
3	184	LOS Urszula	POL	+0.157
4	130	STEWART Robyn	IRL	+0.391
5	68	McCULLOCH Kaarle	AUS	+0.398
6	138	VECE Miriam	ITA	+0.848
				200m Time: 11.605
				Average Speed km/h: 62.042
Heat 3				
1	117	GROS Mathilde	FRA	
2	201	PODMORE Olivia	SUB	+0.006
3	214	BASOVA Liubov	UKR	+0.080
4	111	CASAS ROIGE Helena	ESP	+0.089
5	83	GENEST Lauriane	CAN	+0.869
6	123	BAO Shanju	HBT	REL

Qualification Rule:

The first two riders in each heat qualify to the Second round, all other riders advance to the First round repechages.

No 123 BAO Shanju (HBT)

Relegation for entering the sprinter's lane when the opponent was already there

Déclassement pour être entré dans le couloir des sprinters alors que son adversaire s'y trouvait déjà

Communiqué approved by the Secretary of the Commissaires Panel:

.....

LEGEND

REL Relegated

18-20 January 2019

Communiqué no. 112

Women's Keirin / Keirin femmes
First Round / Premier tour
Start List / Liste de départ
 Sun 20 Jan 2019 - Race distance: 6 laps

Race Number	Name	Team Code
Heat 1		
74	DEGRENDELE Nicky	BEL
102	ANDREOTTI Maila	CTF
159	MAROZAITE Migle	LTU
178	HANSEN Natasha	NZL
210	WANG Tzu Chun	TPE
223	GODBY Madalyn	USA
Heat 2		
68	McCULLOCH Kaarle	AUS
119	MARCHANT Katy	GBR
127	LEE Wai Sze	HKG
130	STEWART Robyn	IRL
138	VECE Miriam	ITA
184	LOS Urszula	POL
Heat 3		
83	GENEST Lauriane	CAN
111	CASAS ROIGE Helena	ESP
117	GROS Mathilde	FRA
123	BAO Shanju	HBT
201	PODMORE Olivia	SUB
214	BASOVA Liubov	UKR

Qualification Rule:

The first two riders in each heat qualify to the Second round, all other riders advance to the First round repechages.

Communiqué approved by the Secretary of the Commissaires Panel:

.....

Women's Team Pursuit / Poursuite par équipe femmes
World Cup Standings / Classement coupe du monde

As of FRI 18 JAN 2019

Event No 1	Saint-Quentin-en-Yvelines (FRA)	19-21 OCT 2018
Event No 2	Milton (CAN)	26-28 OCT 2018
Event No 3	Berlin (GER)	30 NOV-2 DEC 2018
Event No 4	London (GBR)	14-16 DEC 2018
Event No 5	Cambridge (NZL)	18-20 JAN 2019
Event No 6	Hong-Kong (HKG)	25-27 JAN 2019

Rank	Name	Team Code	Event No 1	Event No 2	Event No 3	Event No 4	Event No 5	Event No 6	Total Points
1	ITALY	ITA	800.0	900.0	750.0	800.0	800.0		4050.0
2	GREAT BRITAIN	GBR	700.0	1000.0	1000.0	1000.0			3700.0
3	NEW ZEALAND	NZL	900.0	800.0			1000.0		2700.0
4	PEOPLE'S REPUBLIC OF CHINA	CHN	600.0	410.0	450.0	450.0	600.0		2510.0
5	GERMANY	GER	750.0	750.0	550.0	380.0			2430.0
6	CANADA	CAN		700.0	800.0		900.0		2400.0
7	UNITED STATES OF AMERICA	USA		650.0	700.0	900.0			2250.0
8	POLAND	POL	500.0	450.0	600.0	700.0			2250.0
9	AUSTRALIA	AUS	1000.0		900.0				1900.0
10	BELGIUM	BEL			500.0	600.0	700.0		1800.0
11	UKRAINE	UKR	410.0		410.0	410.0	550.0		1780.0
12	FRANCE	FRA	650.0	550.0		500.0			1700.0
13	JAPAN	JPN		600.0	290.0		650.0		1540.0
14	RUSSIAN FEDERATION	RUS	550.0	500.0	350.0				1400.0
15	KOREA	KOR			650.0	650.0			1300.0
16	IRELAND	IRL			380.0	550.0			930.0
17	BELARUS	BLR	450.0		320.0				770.0
18	SUBWAY NEW ZEALAND TRACK TRADE TEAM	SUB					750.0		750.0
19	TEAM BREEZE	TBR				750.0			750.0
20	P2M	PTM		380.0					380.0

18-20 January 2019

Communiqué no. 126

Women's Team Pursuit / Poursuite par équipe femmes
Finals / Finales
Results and Final Classification / Résultats et classement final
 Fri 18 Jan 2019 - Race distance: 4000m

World Record	4:10.236 GBR - Great Britain	Rio de Janeiro (BRA)	13 AUG 2016
---------------------	------------------------------	----------------------	-------------

Rank	Team / Name	1000m	2000m 1000-2000	3000m 2000-3000	Time 3000-4000	Average Speed km/h
Final for Gold						
GOLD	1 NZL - New Zealand	1:07.993 (2)	2:09.314 (1)	3:11.673 (1)	4:16.028	56.244
	44 SHEATH Racquel		1:01.321 (1)	1:02.359 (1)	1:04.355 (2)	
	174 BOTHA Bryony					
	43 BUCHANAN Rushlee					
	179 JAMES Kirstie (X)					
SILVER	2 CAN - Canada	1:07.710 (1)	2:09.538 (2)	3:12.946 (2)	4:17.270	55.972
	15 BEVERIDGE Allison		1:01.828 (2)	1:03.408 (2)	1:04.324 (1)	
	81 BONHOMME Ariane (X)					
	82 FOREMAN-MACKEY Annie					
	85 SIMMERLING Georgia					
Final for Bronze						
BRONZE	3 ITA - Italy	1:08.996 (1)	2:11.494 (1)	3:14.380 (1)	4:18.069	55.799
	32 BALSAMO Elisa		1:02.498 (1)	1:02.886 (1)	1:03.689 (1)	
	33 PATERNOSTER Letizia					
	134 ALZINI Martina (X)					
	135 CAVALLI Marta					
	4 SUB - Subway New Zealand Track Trade Team	1:09.844 (2)	2:13.259 (2)	3:17.555 (2)	4:31.012	53.134
	197 ANDREWS Ellesse		1:03.415 (2)	1:04.296 (2)	1:13.457 (2)	
	199 ELLIS Lauren (X)					
	202 SHEARMAN Emily					
	200 HODGES Jessie					
Placed after First Round						
	5 BEL - Belgium					
	7 DOM Annelies					
	8 KOPECKY Lotte					
	72 BOSSUYT Shari					
	75 D'HOORE Jolien					
	6 JPN - Japan					
	36 FURUYAMA Kie					
	146 HASHIMOTO Yuya					
	147 NAKAMURA Kisato					
	37 KAJIHARA Yumi					
	7 CHN - China					
	96 CHEN Qiaolin					
	97 LIU Jiali					
	98 SHEN Shanrong					
	101 WANG Hong					
	8 UKR - Ukraine					
	58 KLIMCHENKO Tetyana					
	59 NAHIRNA Anna					
	215 KLIACHINA Oksana					
	216 SOLOVEI Ganna					

Women's Team Pursuit / Poursuite par équipe femmes
Finals / Finales
Results and Final Classification / Résultats et classement final
 Fri 18 Jan 2019 - Race distance: 4000m

Rank	Team / Name	1000m	2000m 1000-2000	3000m 2000-3000	Time 3000-4000	Average Speed km/h
------	-------------	-------	--------------------	--------------------	-------------------	--------------------------

Communiqué approved by the Secretary of the Commissaires Panel:

LEGEND (X) Rider pulled out before the finish

18-20 January 2019

Women's Team Pursuit / Poursuite par équipe femmes
Finals / Finales
Race Analysis / Analyse de course

GOLD

CAN - Canada				NZL - New Zealand			
Distance	Time	Rank	Lap Time	Distance	Time	Rank	Lap Time
125m	14.008	1		125m	14.152	2	
250m	21.969	1	21.969	250m	22.245	2	22.245
375m	29.530	1		375m	29.954	2	
500m	37.158	1	15.189	500m	37.717	2	15.472
625m	44.694	1		625m	45.285	2	
750m	52.273	1	15.115	750m	52.878	2	15.161
875m	59.903	1		875m	1:00.420	2	
1000m	1:07.710	1	15.437	1000m	1:07.993	2	15.115
1125m	1:15.414	1		1125m	1:15.699	2	
1250m	1:23.104	1	15.394	1250m	1:23.321	2	15.328
1375m	1:30.828	1		1375m	1:30.927	2	
1500m	1:38.700	2	15.596	1500m	1:38.553	1	15.232
1625m	1:46.380	2		1625m	1:46.270	1	
1750m	1:54.031	2	15.331	1750m	1:53.883	1	15.330
1875m	2:01.692	1		1875m	2:01.695	2	
2000m	2:09.538	2	15.507	2000m	2:09.314	1	15.431
2125m	2:17.295	2		2125m	2:16.969	1	
2250m	2:25.118	2	15.580	2250m	2:24.803	1	15.489
2375m	2:33.082	2		2375m	2:32.542	1	
2500m	2:40.982	2	15.864	2500m	2:40.343	1	15.540
2625m	2:49.080	2		2625m	2:48.303	1	
2750m	2:57.061	2	16.079	2750m	2:56.024	1	15.681
2875m	3:05.166	2		2875m	3:03.725	1	
3000m	3:12.946	2	15.885	3000m	3:11.673	1	15.649
3125m	3:20.740	2		3125m	3:19.700	1	
3250m	3:28.652	2	15.706	3250m	3:27.868	1	16.195
3375m	3:36.610	2		3375m	3:35.948	1	
3500m	3:44.689	2	16.037	3500m	3:44.212	1	16.344
3625m	3:52.802	2		3625m	3:52.066	1	
3750m	4:01.101	2	16.412	3750m	3:59.942	1	15.730
3875m	4:09.160	2		3875m	4:07.995	1	
4000m	4:17.270	2	16.169	4000m	4:16.028	1	16.086

18-20 January 2019

Women's Team Pursuit / Poursuite par équipe femmes
Finals / Finales
Race Analysis / Analyse de course

BRONZE

ITA - Italy				SUB - Subway New Zealand Track Trade Team			
Distance	Time	Rank	Lap Time	Distance	Time	Rank	Lap Time
125m	14.341	2		125m	13.939	1	
250m	22.611	2	22.611	250m	22.005	1	22.005
375m	30.481	2		375m	29.978	1	
500m	38.195	2	15.584	500m	38.001	1	15.996
625m	45.959	2		625m	45.941	1	
750m	53.606	1	15.411	750m	53.975	2	15.974
875m	1:01.280	1		875m	1:01.885	2	
1000m	1:08.996	1	15.390	1000m	1:09.844	2	15.869
1125m	1:16.662	1		1125m	1:18.007	2	
1250m	1:24.313	1	15.317	1250m	1:25.821	2	15.977
1375m	1:32.154	1		1375m	1:33.576	2	
1500m	1:39.881	1	15.568	1500m	1:41.496	2	15.675
1625m	1:47.651	1		1625m	1:49.382	2	
1750m	1:55.572	1	15.691	1750m	1:57.357	2	15.861
1875m	2:03.470	1		1875m	2:05.323	2	
2000m	2:11.494	1	15.922	2000m	2:13.259	2	15.902
2125m	2:19.344	1		2125m	2:21.173	2	
2250m	2:27.201	1	15.707	2250m	2:29.230	2	15.971
2375m	2:35.107	1		2375m	2:37.427	2	
2500m	2:42.925	1	15.724	2500m	2:45.399	2	16.169
2625m	2:50.733	1		2625m	2:53.450	2	
2750m	2:58.568	1	15.643	2750m	3:01.650	2	16.251
2875m	3:06.500	1		2875m	3:09.595	2	
3000m	3:14.380	1	15.812	3000m	3:17.555	2	15.905
3125m	3:22.321	1		3125m	3:25.441	2	
3250m	3:30.406	1	16.026	3250m	3:33.240	2	15.685
3375m	3:38.299	1		3375m	3:41.637	2	
3500m	3:46.179	1	15.773	3500m	3:50.356	2	17.116
3625m	3:54.132	1		3625m	3:59.698	2	
3750m	4:02.112	1	15.933	3750m	4:09.386	2	19.030
3875m	4:10.028	1		3875m	4:19.380	2	
4000m	4:18.069	3	15.957	4000m	4:31.012	4	21.626

Communiqué approved by the Secretary of the Commissaires Panel:

18-20 January 2019

Communiqué no. 125 Rectificatif 1

Women's Team Pursuit / Poursuite par équipe femmes
Finals / Finales

Start List / Liste de départ

Fri 18 Jan 2019 - Race distance: 4000m

World Record	4:10.236 GBR - Great Britain	Rio de Janeiro (BRA)	13 AUG 2016
---------------------	------------------------------	----------------------	-------------

Heat	Race Number	Team / Name	Time
FOR BRONZE		ITA - Italy	_____
	32	BALSAMO Elisa	
	33	PATERNOSTER Letizia	
	134	ALZINI Martina	
	135	CAVALLI Marta	
		SUB - Subway New Zealand Track Trade Team	_____
	197	ANDREWS Ellesse	
	199	ELLIS Lauren	
	202	SHEARMAN Emily	
	200	HODGES Jessie	
FOR GOLD		CAN - Canada	_____
	15	BEVERIDGE Allison	
	81	BONHOMME Ariane	
	82	FOREMAN-MACKEY Annie	
	85	SIMMERLING Georgia	
		NZL - New Zealand	_____
	44	SHEATH Racquel	
	174	BOTHA Bryony	
	43	BUCHANAN Rushlee	
	179	JAMES Kirstie	

Communiqué approved by the Secretary of the Commissaires Panel:

.....

Note:
 The composition of the teams may be subject to change up to one hour before the start of the race.

18-20 January 2019

Communiqué no. 124

Women's Team Pursuit / Poursuite par équipe femmes
First Round / Premier tour
Results / Résultats

Fri 18 Jan 2019 - Race distance: 4000m

World Record	4:10.236 GBR - Great Britain	Rio de Janeiro (BRA)	13 AUG 2016
---------------------	------------------------------	----------------------	-------------

Heat	Rank	Team / Name	1000m	2000m 1000-2000	3000m 2000-3000	Time 3000-4000	Average Speed km/h	
1	1	JPN - Japan	1:11.541 (1)	2:16.027 (1)	3:22.412 (1)	4:26.779	53.977	
		36 FURUYAMA Kie		1:04.486 (1)	1:06.385 (1)	1:04.367 (1)		
		146 HASHIMOTO Yuya		(X)				
		147 NAKAMURA Kisato						
		37 KAJIHARA Yumi						
	2	UKR - Ukraine	1:12.525 (2)	2:18.657 (2)	3:25.468 (2)	4:33.389	52.672	
		58 KLIMCHENKO Tetyana		1:06.132 (2)	1:06.811 (2)	1:07.921 (2)		
		59 NAHIRNA Anna						
		215 KLIACHINA Oksana						
		216 SOLOVEI Ganna						
2	1	SUB - Subway New Zealand Track Trade Team	1:09.705 (1)	2:13.811 (1)	3:17.367 (1)	4:20.715	55.233	QB
		197 ANDREWS Ellesse		1:04.106 (1)	1:03.556 (1)	1:03.348 (1)		
		199 ELLIS Lauren						
		203 WOLLASTON Ally						
		202 SHEARMAN Emily						
	2	CHN - China	1:11.610 (2)	2:18.837 (2)	3:26.512 (2)	4:32.529	52.838	
		96 CHEN Qiaolin		1:07.227 (2)	1:07.675 (2)	1:06.017 (2)		
		97 LIU Jiali						
		98 SHEN Shanrong		(X)				
		101 WANG Hong						
3	1	CAN - Canada	1:08.410 (1)	2:10.609 (1)	3:13.278 (1)	4:15.579	56.343	QG
		15 BEVERIDGE Allison		1:02.199 (2)	1:02.669 (2)	1:02.301 (1)		
		81 BONHOMME Ariane		(X)				
		82 FOREMAN-MACKEY Annie						
		85 SIMMERLING Georgia						
	2	ITA - Italy	1:09.518 (2)	2:11.496 (2)	3:13.978 (2)	4:18.601	55.684	QB
		32 BALSAMO Elisa		1:01.978 (1)	1:02.482 (1)	1:04.623 (2)		
		33 PATERNOSTER Letizia						
		134 ALZINI Martina		(X)				
		135 CAVALLI Marta						
4	1	NZL - New Zealand	1:10.012 (2)	2:12.257 (1)	3:15.171 (1)	4:18.967	55.606	QG
		176 DRUMMOND Michaela		1:02.245 (1)	1:02.914 (1)	1:03.796 (1)		
		44 SHEATH Racquel						
		174 BOTHA Bryony						
		179 JAMES Kirstie		(X)				
	2	BEL - Belgium	1:09.171 (1)	2:12.700 (2)	3:17.215 (2)	4:23.181	54.715	
		7 DOM Annelies		1:03.529 (2)	1:04.515 (2)	1:05.966 (2)		
		8 KOPECKY Lotte						
		72 BOSSUYT Shari						
		75 D'HOORE Jolien						

18-20 January 2019

Communiqué no. 124

Women's Team Pursuit / Poursuite par équipe femmes
First Round / Premier tour
Results / Résultats

Fri 18 Jan 2019 - Race distance: 4000m

Heat	Rank	Team / Name	1000m	2000m 1000-2000	3000m 2000-3000	Time 3000-4000	Average Speed km/h
------	------	-------------	-------	--------------------	--------------------	-------------------	--------------------------

Qualification Rule:

The winners of heats 3 and 4 in the First round ride the final for the gold and silver medals.
 The remaining six teams will be ranked by their times in the First round and will be paired as follows:
 The two fastest teams ride the final for the bronze medal.

Communiqué approved by the Secretary of the Commissaires Panel:

LEGEND

(X) Rider pulled out before the finish **QB** Qualified for Bronze **QG** Qualified for Gold

18-20 January 2019

Women's Team Pursuit / Poursuite par équipe femmes
First Round / Premier tour
Race Analysis / Analyse de course

Heat 1

UKR - Ukraine				JPN - Japan			
Distance	Time	Rank	Lap Time	Distance	Time	Rank	Lap Time
125m	14.507	2		125m	14.467	1	
250m	23.153	2	23.153	250m	22.978	1	22.978
375m	31.540	2		375m	31.163	1	
500m	39.702	2	16.549	500m	39.371	1	16.393
625m	47.977	2		625m	47.412	1	
750m	56.142	2	16.440	750m	55.439	1	16.068
875m	1:04.405	2		875m	1:03.481	1	
1000m	1:12.525	2	16.383	1000m	1:11.541	1	16.102
1125m	1:20.826	2		1125m	1:19.737	1	
1250m	1:29.085	2	16.560	1250m	1:27.802	1	16.261
1375m	1:37.415	2		1375m	1:35.901	1	
1500m	1:45.628	2	16.543	1500m	1:44.046	1	16.244
1625m	1:54.015	2		1625m	1:52.171	1	
1750m	2:02.203	2	16.575	1750m	2:00.109	1	16.063
1875m	2:10.402	2		1875m	2:08.079	1	
2000m	2:18.657	2	16.454	2000m	2:16.027	1	15.918
2125m	2:27.150	2		2125m	2:24.194	1	
2250m	2:35.513	2	16.856	2250m	2:32.307	1	16.280
2375m	2:43.905	2		2375m	2:40.522	1	
2500m	2:52.261	2	16.748	2500m	2:48.906	1	16.599
2625m	3:00.787	2		2625m	2:57.277	1	
2750m	3:08.982	2	16.721	2750m	3:05.685	1	16.779
2875m	3:17.127	2		2875m	3:14.142	1	
3000m	3:25.468	2	16.486	3000m	3:22.412	1	16.727
3125m	3:34.041	2		3125m	3:30.447	1	
3250m	3:42.512	2	17.044	3250m	3:38.359	1	15.947
3375m	3:51.159	2		3375m	3:46.310	1	
3500m	3:59.819	2	17.307	3500m	3:54.151	1	15.792
3625m	4:08.607	2		3625m	4:01.985	1	
3750m	4:16.884	2	17.065	3750m	4:10.043	1	15.892
3875m	4:25.080	2		3875m	4:18.387	1	
4000m	4:33.389	2	16.505	4000m	4:26.779	1	16.736

18-20 January 2019

Women's Team Pursuit / Poursuite par équipe femmes
First Round / Premier tour
Race Analysis / Analyse de course

Heat 2

SUB - Subway New Zealand Track Trade Team				CHN - China			
Distance	Time	Rank	Lap Time	Distance	Time	Rank	Lap Time
125m	14.253	1		125m	14.254	2	
250m	22.477	1	22.477	250m	22.679	2	22.679
375m	30.296	1		375m	30.905	2	
500m	38.175	1	15.698	500m	39.030	2	16.351
625m	46.012	1		625m	47.227	2	
750m	53.966	1	15.791	750m	55.226	2	16.196
875m	1:01.826	1		875m	1:03.387	2	
1000m	1:09.705	1	15.739	1000m	1:11.610	2	16.384
1125m	1:17.733	1		1125m	1:20.027	2	
1250m	1:25.707	1	16.002	1250m	1:28.466	2	16.856
1375m	1:33.730	1		1375m	1:36.815	2	
1500m	1:41.959	1	16.252	1500m	1:45.242	2	16.776
1625m	1:49.957	1		1625m	1:53.478	2	
1750m	1:58.045	1	16.086	1750m	2:01.804	2	16.562
1875m	2:05.978	1		1875m	2:10.263	2	
2000m	2:13.811	1	15.766	2000m	2:18.837	2	17.033
2125m	2:21.587	1		2125m	2:27.108	2	
2250m	2:29.496	1	15.685	2250m	2:35.432	2	16.595
2375m	2:37.293	1		2375m	2:43.711	2	
2500m	2:45.142	1	15.646	2500m	2:52.118	2	16.686
2625m	2:53.139	1		2625m	3:00.461	2	
2750m	3:01.018	1	15.876	2750m	3:08.910	2	16.792
2875m	3:09.260	1		2875m	3:17.653	2	
3000m	3:17.367	1	16.349	3000m	3:26.512	2	17.602
3125m	3:25.167	1		3125m	3:35.106	2	
3250m	3:32.939	1	15.572	3250m	3:43.833	2	17.321
3375m	3:40.627	1		3375m	3:52.037	2	
3500m	3:48.472	1	15.533	3500m	4:00.121	2	16.288
3625m	3:56.298	1		3625m	4:08.147	2	
3750m	4:04.363	1	15.891	3750m	4:16.215	2	16.094
3875m	4:12.423	1		3875m	4:24.321	2	
4000m	4:20.715	1	16.352	4000m	4:32.529	2	16.314

18-20 January 2019

Women's Team Pursuit / Poursuite par équipe femmes
First Round / Premier tour
Race Analysis / Analyse de course

Heat 3

CAN - Canada				ITA - Italy			
Distance	Time	Rank	Lap Time	Distance	Time	Rank	Lap Time
125m	14.068	1		125m	14.504	2	
250m	22.271	1	22.271	250m	22.931	2	22.931
375m	30.010	1		375m	30.852	2	
500m	37.736	1	15.465	500m	38.583	2	15.652
625m	45.302	1		625m	46.417	2	
750m	52.930	1	15.194	750m	54.092	2	15.509
875m	1:00.581	1		875m	1:01.789	2	
1000m	1:08.410	1	15.480	1000m	1:09.518	2	15.426
1125m	1:16.159	1		1125m	1:17.193	2	
1250m	1:23.908	1	15.498	1250m	1:24.893	2	15.375
1375m	1:31.638	1		1375m	1:32.756	2	
1500m	1:39.462	1	15.554	1500m	1:40.504	2	15.611
1625m	1:47.184	1		1625m	1:48.332	2	
1750m	1:54.930	1	15.468	1750m	1:56.022	2	15.518
1875m	2:02.697	1		1875m	2:03.802	2	
2000m	2:10.609	1	15.679	2000m	2:11.496	2	15.474
2125m	2:18.388	1		2125m	2:19.248	2	
2250m	2:26.180	1	15.571	2250m	2:27.074	2	15.578
2375m	2:34.081	1		2375m	2:34.844	2	
2500m	2:41.897	1	15.717	2500m	2:42.596	2	15.522
2625m	2:49.778	1		2625m	2:50.390	2	
2750m	2:57.710	1	15.813	2750m	2:58.349	2	15.753
2875m	3:05.488	1		2875m	3:06.106	2	
3000m	3:13.278	1	15.568	3000m	3:13.978	2	15.629
3125m	3:21.191	1		3125m	3:21.738	2	
3250m	3:28.900	1	15.622	3250m	3:29.512	2	15.534
3375m	3:36.567	1		3375m	3:37.489	2	
3500m	3:44.219	1	15.319	3500m	3:45.461	2	15.949
3625m	3:51.890	1		3625m	3:53.534	2	
3750m	3:59.627	1	15.408	3750m	4:01.861	2	16.400
3875m	4:07.466	1		3875m	4:10.131	2	
4000m	4:15.579	1	15.952	4000m	4:18.601	2	16.740

18-20 January 2019

Women's Team Pursuit / Poursuite par équipe femmes
First Round / Premier tour
Race Analysis / Analyse de course

Heat 4

NZL - New Zealand				BEL - Belgium			
Distance	Time	Rank	Lap Time	Distance	Time	Rank	Lap Time
125m	14.285	2		125m	14.081	1	
250m	22.740	2	22.740	250m	22.150	1	22.150
375m	30.790	2		375m	29.869	1	
500m	38.846	2	16.106	500m	37.642	1	15.492
625m	46.724	2		625m	45.339	1	
750m	54.664	2	15.818	750m	53.233	1	15.591
875m	1:02.282	2		875m	1:01.126	1	
1000m	1:10.012	2	15.348	1000m	1:09.171	1	15.938
1125m	1:17.815	2		1125m	1:17.035	1	
1250m	1:25.507	2	15.495	1250m	1:24.793	1	15.622
1375m	1:33.184	2		1375m	1:32.696	1	
1500m	1:41.005	2	15.498	1500m	1:40.534	1	15.741
1625m	1:48.790	2		1625m	1:48.582	1	
1750m	1:56.693	2	15.688	1750m	1:56.574	1	16.040
1875m	2:04.415	1		1875m	2:04.711	2	
2000m	2:12.257	1	15.564	2000m	2:12.700	2	16.126
2125m	2:19.966	1		2125m	2:20.819	2	
2250m	2:27.720	1	15.463	2250m	2:28.776	2	16.076
2375m	2:35.710	1		2375m	2:36.667	2	
2500m	2:43.546	1	15.826	2500m	2:44.673	2	15.897
2625m	2:51.344	1		2625m	2:52.666	2	
2750m	2:59.260	1	15.714	2750m	3:00.689	2	16.016
2875m	3:07.138	1		2875m	3:08.936	2	
3000m	3:15.171	1	15.911	3000m	3:17.215	2	16.526
3125m	3:23.027	1		3125m	3:25.544	2	
3250m	3:31.121	1	15.950	3250m	3:33.663	2	16.448
3375m	3:38.957	1		3375m	3:41.893	2	
3500m	3:46.979	1	15.858	3500m	3:49.930	2	16.267
3625m	3:55.121	1		3625m	3:57.949	2	
3750m	4:03.068	1	16.089	3750m	4:06.125	2	16.195
3875m	4:10.989	1		3875m	4:14.495	2	
4000m	4:18.967	1	15.899	4000m	4:23.181	2	17.056

Communiqué approved by the Secretary of the Commissaires Panel:

Women's Team Pursuit / Poursuite par équipe femmes
First Round / Premier tour
Start List / Liste de départ

Fri 18 Jan 2019 - Race distance: 4000m

World Record	4:10.236 GBR - Great Britain	Rio de Janeiro (BRA)	13 AUG 2016
---------------------	------------------------------	----------------------	-------------

Heat	Race Number	Team / Name	Time
1		UKR - Ukraine	_____
	58	KLIMCHENKO Tetyana	
	59	NAHIRNA Anna	
	215	KLIACHINA Oksana	
	216	SOLOVEI Ganna	
		JPN - Japan	_____
	36	FURUYAMA Kie	
	146	HASHIMOTO Yuya	
	147	NAKAMURA Kisato	
	37	KAJIHARA Yumi	
2		SUB - Subway New Zealand Track Trade Team	_____
	197	ANDREWS Ellesse	
	199	ELLIS Lauren	
	203	WOLLASTON Ally	
	202	SHEARMAN Emily	
		CHN - China	_____
	96	CHEN Qiaolin	
	97	LIU Jiali	
	98	SHEN Shanrong	
	101	WANG Hong	
3		CAN - Canada	_____
	15	BEVERIDGE Allison	
	81	BONHOMME Ariane	
	82	FOREMAN-MACKEY Annie	
	85	SIMMERLING Georgia	
		ITA - Italy	_____
	32	BALSAMO Elisa	
	33	PATERNOSTER Letizia	
	134	ALZINI Martina	
	135	CAVALLI Marta	

18-20 January 2019

Communiqué no. 123 Rectificatif 1

Women's Team Pursuit / Poursuite par équipe femmes

First Round / Premier tour

Start List / Liste de départ

Fri 18 Jan 2019 - Race distance: 4000m

Heat	Race Number	Team / Name	Time
4		NZL - New Zealand	
	176	DRUMMOND Michaela	
	44	SHEATH Racquel	
	174	BOTHA Bryony	
	179	JAMES Kirstie	
		BEL - Belgium	
	7	DOM Annelies	
	8	KOPECKY Lotte	
	72	BOSSUYT Shari	
	75	D'HOORE Jolien	

Qualification Rule:

The winners of heats 3 and 4 in the First round ride the final for the gold and silver medals.

The remaining six teams will be ranked by their times in the First round and will be paired as follows:

The two fastest teams ride the final for the bronze medal.

Communiqué approved by the Secretary of the Commissaires Panel:

.....

Note:

The composition of the teams may be subject to change up to one hour before the start of the race.

18-20 January 2019

Communiqué no. 122

Women's Team Pursuit / Poursuite par équipe femmes
Qualifying / Qualifications
Results / Résultats

Fri 18 Jan 2019 - Race distance: 4000m

World Record	4:10.236 GBR - Great Britain	Rio de Janeiro (BRA)	13 AUG 2016
---------------------	------------------------------	----------------------	-------------

Rank	Team / Name	1000m	2000m 1000-2000	3000m 2000-3000	Time 3000-4000	Average Speed km/h
1	NZL - New Zealand	1:09.165 (3)	2:11.499 (1)	3:14.841 (1)	4:18.849	55.631
	43 BUCHANAN Rushlee		1:02.334 (1)	1:03.342 (3)	1:04.008 (1)	
	44 SHEATH Racquel					
	174 BOTHA Bryony					
	179 JAMES Kirstie					(X)
2	CAN - Canada	1:08.820 (1)	2:12.183 (2)	3:15.404 (2)	4:19.737	55.441
	15 BEVERIDGE Allison		1:03.363 (3)	1:03.221 (1)	1:04.333 (2)	
	81 BONHOMME Ariane					(X)
	82 FOREMAN-MACKEY Annie					
	85 SIMMERLING Georgia					
3	ITA - Italy	1:08.977 (2)	2:12.268 (3)	3:15.565 (3)	4:20.791	55.217
	32 BALSAMO Elisa		1:03.291 (2)	1:03.297 (2)	1:05.226 (3)	
	33 PATERNOSTER Letizia					
	134 ALZINI Martina					(X)
	135 CAVALLI Marta					
4	BEL - Belgium	1:12.664 (7)	2:19.427 (6)	3:26.731 (6)	4:32.764	52.793
	7 DOM Annelies		1:06.763 (6)	1:07.304 (5)	1:06.033 (4)	
	8 KOPECKY Lotte					
	72 BOSSUYT Shari					
	73 CROKET Gilke					(X)
5	SUB - Subway New Zealand Track Trade Team	1:13.135 (8)	2:19.741 (7)	3:26.665 (5)	4:34.680	52.425
	197 ANDREWS Ellesse		1:06.606 (5)	1:06.924 (4)	1:08.015 (5)	
	199 ELLIS Lauren					
	200 HODGES Jessie					
	202 SHEARMAN Emily					
6	UKR - Ukraine	1:12.256 (5)	2:19.065 (5)	3:26.830 (7)	4:35.360	52.295
	58 KLIMCHENKO Tetyana		1:06.809 (7)	1:07.765 (6)	1:08.530 (6)	(X)
	59 NAHIRNA Anna					
	215 KLIACHINA Oksana					
	216 SOLOVEI Ganna					
7	JPN - Japan	1:11.968 (4)	2:18.398 (4)	3:26.504 (4)	4:35.636	52.243
	36 FURUYAMA Kie		1:06.430 (4)	1:08.106 (7)	1:09.132 (8)	
	146 HASHIMOTO Yuya					
	147 NAKAMURA Kisato					
	148 SUZUKI Nao					(X)
8	CHN - China	1:12.465 (6)	2:20.103 (8)	3:28.221 (8)	4:36.755	52.032
	96 CHEN Qiaolin		1:07.638 (8)	1:08.118 (8)	1:08.534 (7)	
	97 LIU Jiali					
	98 SHEN Shanrong					(X)
	101 WANG Hong					

18-20 January 2019

Communiqué no. 122

Women's Team Pursuit / Poursuite par équipe femmes
Qualifying / Qualifications
Results / Résultats

Fri 18 Jan 2019 - Race distance: 4000m

Rank	Team / Name	1000m	2000m 1000-2000	3000m 2000-3000	Time 3000-4000	Average Speed km/h
------	-------------	-------	--------------------	--------------------	-------------------	--------------------------

Qualification Rule:

The eight teams recording the best times in the qualifying round will be matched in the First round as follows:

The 6th fastest team against the 7th fastest team.

The 5th fastest team against the 8th fastest team.

The 2nd fastest team against the 3rd fastest team.

The fastest team against the 4th fastest team.

The winners of heats 3 and 4 in the First round ride the final for the gold and silver medals.

The remaining six teams will be ranked by their times in the First round and will be paired as follows:

The two fastest teams ride the final for the bronze medal.

Communiqué approved by the Secretary of the Commissaires Panel:

LEGEND

(X) Rider pulled out before the finish

18-20 January 2019

Women's Team Pursuit / Poursuite par équipe femmes
Qualifying / Qualifications
Race Analysis / Analyse de course

Heat 1				Heat 2			
Distance	UKR - Ukraine			Distance	BEL - Belgium		
	Time	Rank	Lap Time		Time	Rank	Lap Time
125m	14.293	3		125m	14.577	8	
250m	22.532	3	22.532	250m	23.350	8	23.350
375m	30.838	4		375m	31.855	8	
500m	38.994	4	16.462	500m	40.054	8	16.704
625m	47.388	5		625m	48.312	8	
750m	55.690	5	16.696	750m	56.380	7	16.326
875m	1:04.043	5		875m	1:04.584	7	
1000m	1:12.256	5	16.566	1000m	1:12.664	7	16.284
1125m	1:20.602	5		1125m	1:20.909	7	
1250m	1:28.963	5	16.707	1250m	1:29.156	6	16.492
1375m	1:37.473	5		1375m	1:37.640	6	
1500m	1:45.807	5	16.844	1500m	1:45.925	6	16.769
1625m	1:54.250	5		1625m	1:54.345	6	
1750m	2:02.522	5	16.715	1750m	2:02.672	6	16.747
1875m	2:10.822	5		1875m	2:11.115	6	
2000m	2:19.065	5	16.543	2000m	2:19.427	6	16.755
2125m	2:27.437	5		2125m	2:27.858	6	
2250m	2:35.907	5	16.842	2250m	2:36.365	7	16.938
2375m	2:44.514	6		2375m	2:45.021	7	
2500m	2:52.914	6	17.007	2500m	2:53.353	7	16.988
2625m	3:01.355	6		2625m	3:01.817	7	
2750m	3:09.984	6	17.070	2750m	3:10.100	7	16.747
2875m	3:18.289	6		2875m	3:18.347	7	
3000m	3:26.830	7	16.846	3000m	3:26.731	6	16.631
3125m	3:35.184	6		3125m	3:34.960	5	
3250m	3:43.584	6	16.754	3250m	3:43.149	4	16.418
3375m	3:52.115	6		3375m	3:51.295	4	
3500m	4:00.748	6	17.164	3500m	3:59.651	4	16.502
3625m	4:09.560	6		3625m	4:07.941	4	
3750m	4:18.083	7	17.335	3750m	4:16.468	4	16.817
3875m	4:26.663	6		3875m	4:24.637	4	
4000m	4:35.360	6	17.277	4000m	4:32.764	4	16.296

18-20 January 2019

Women's Team Pursuit / Poursuite par équipe femmes
Qualifying / Qualifications
Race Analysis / Analyse de course

Heat 3				Heat 4			
JPN - Japan				CHN - China			
Distance	Time	Rank	Lap Time	Distance	Time	Rank	Lap Time
125m	14.416	5		125m	14.311	4	
250m	22.921	6	22.921	250m	22.784	5	22.784
375m	30.983	5		375m	31.163	6	
500m	39.101	5	16.180	500m	39.478	6	16.694
625m	47.199	4		625m	47.925	6	
750m	55.537	4	16.436	750m	56.116	6	16.638
875m	1:03.762	4		875m	1:04.212	6	
1000m	1:11.968	4	16.431	1000m	1:12.465	6	16.349
1125m	1:20.266	4		1125m	1:20.783	6	
1250m	1:28.539	4	16.571	1250m	1:29.351	7	16.886
1375m	1:36.808	4		1375m	1:37.800	7	
1500m	1:45.232	4	16.693	1500m	1:46.368	8	17.017
1625m	1:53.523	4		1625m	1:54.705	8	
1750m	2:01.985	4	16.753	1750m	2:03.214	8	16.846
1875m	2:10.205	4		1875m	2:11.636	8	
2000m	2:18.398	4	16.413	2000m	2:20.103	8	16.889
2125m	2:26.720	4		2125m	2:28.660	8	
2250m	2:34.932	4	16.534	2250m	2:37.032	8	16.929
2375m	2:43.172	4		2375m	2:45.555	8	
2500m	2:51.607	4	16.675	2500m	2:54.037	8	17.005
2625m	3:00.173	4		2625m	3:02.609	8	
2750m	3:09.077	4	17.470	2750m	3:11.110	8	17.073
2875m	3:18.027	4		2875m	3:19.737	8	
3000m	3:26.504	4	17.427	3000m	3:28.221	8	17.111
3125m	3:34.815	4		3125m	3:36.725	8	
3250m	3:43.316	5	16.812	3250m	3:45.440	8	17.219
3375m	3:51.702	5		3375m	3:53.925	8	
3500m	4:00.133	5	16.817	3500m	4:02.457	8	17.017
3625m	4:08.961	5		3625m	4:11.161	8	
3750m	4:17.961	6	17.828	3750m	4:19.650	8	17.193
3875m	4:26.890	7		3875m	4:28.260	8	
4000m	4:35.636	7	17.675	4000m	4:36.755	8	17.105

18-20 January 2019

Women's Team Pursuit / Poursuite par équipe femmes
Qualifying / Qualifications
Race Analysis / Analyse de course

Heat 5				Heat 6			
Distance	Time	Rank	Lap Time	Distance	Time	Rank	Lap Time
125m	14.513	7		125m	13.981	1	
250m	23.062	7	23.062	250m	22.129	1	22.129
375m	31.367	7		375m	29.958	1	
500m	39.828	7	16.766	500m	37.948	2	15.819
625m	48.175	7		625m	45.684	2	
750m	56.571	8	16.743	750m	53.568	2	15.620
875m	1:04.854	8		875m	1:01.372	3	
1000m	1:13.135	8	16.564	1000m	1:09.165	3	15.597
1125m	1:21.584	8		1125m	1:17.101	3	
1250m	1:29.859	8	16.724	1250m	1:24.829	3	15.664
1375m	1:38.057	8		1375m	1:32.539	2	
1500m	1:46.242	7	16.383	1500m	1:40.226	1	15.397
1625m	1:54.669	7		1625m	1:48.082	1	
1750m	2:03.040	7	16.798	1750m	1:55.864	1	15.638
1875m	2:11.488	7		1875m	2:03.745	1	
2000m	2:19.741	7	16.701	2000m	2:11.499	1	15.635
2125m	2:27.955	7		2125m	2:19.304	1	
2250m	2:36.255	6	16.514	2250m	2:27.270	1	15.771
2375m	2:44.467	5		2375m	2:35.140	1	
2500m	2:52.702	5	16.447	2500m	2:43.086	1	15.816
2625m	3:01.183	5		2625m	2:51.044	1	
2750m	3:09.586	5	16.884	2750m	2:59.121	1	16.035
2875m	3:18.047	5		2875m	3:06.994	1	
3000m	3:26.665	5	17.079	3000m	3:14.841	1	15.720
3125m	3:35.362	7		3125m	3:22.861	1	
3250m	3:44.176	7	17.511	3250m	3:30.773	1	15.932
3375m	3:52.737	7		3375m	3:38.741	1	
3500m	4:01.307	7	17.131	3500m	3:46.887	1	16.114
3625m	4:09.663	7		3625m	3:55.125	1	
3750m	4:17.877	5	16.570	3750m	4:03.017	1	16.130
3875m	4:26.190	5		3875m	4:10.884	1	
4000m	4:34.680	5	16.803	4000m	4:18.849	1	15.832

18-20 January 2019

Women's Team Pursuit / Poursuite par équipe femmes
Qualifying / Qualifications
Race Analysis / Analyse de course

Heat 7				Heat 8			
Distance	CAN - Canada			Distance	ITA - Italy		
	Time	Rank	Lap Time		Time	Rank	Lap Time
125m	14.132	2		125m	14.418	6	
250m	22.274	2	22.274	250m	22.694	4	22.694
375m	30.042	2		375m	30.533	3	
500m	37.879	1	15.605	500m	38.352	3	15.658
625m	45.567	1		625m	46.012	3	
750m	53.265	1	15.386	750m	53.634	3	15.282
875m	1:00.950	1		875m	1:01.322	2	
1000m	1:08.820	1	15.555	1000m	1:08.977	2	15.343
1125m	1:16.680	1		1125m	1:16.744	2	
1250m	1:24.573	1	15.753	1250m	1:24.638	2	15.661
1375m	1:32.461	1		1375m	1:32.614	3	
1500m	1:40.488	2	15.915	1500m	1:40.501	3	15.863
1625m	1:48.398	3		1625m	1:48.362	2	
1750m	1:56.317	2	15.829	1750m	1:56.341	3	15.840
1875m	2:04.180	2		1875m	2:04.230	3	
2000m	2:12.183	2	15.866	2000m	2:12.268	3	15.927
2125m	2:20.018	2		2125m	2:20.125	3	
2250m	2:27.824	2	15.641	2250m	2:27.945	3	15.677
2375m	2:35.765	2		2375m	2:35.871	3	
2500m	2:43.616	2	15.792	2500m	2:43.738	3	15.793
2625m	2:51.528	2		2625m	2:51.649	3	
2750m	2:59.546	3	15.930	2750m	2:59.528	2	15.790
2875m	3:07.447	2		2875m	3:07.557	3	
3000m	3:15.404	2	15.858	3000m	3:15.565	3	16.037
3125m	3:23.487	2		3125m	3:23.816	3	
3250m	3:31.427	2	16.023	3250m	3:32.079	3	16.514
3375m	3:39.368	2		3375m	3:40.183	3	
3500m	3:47.349	2	15.922	3500m	3:48.270	3	16.191
3625m	3:55.435	2		3625m	3:56.467	3	
3750m	4:03.700	2	16.351	3750m	4:04.515	3	16.245
3875m	4:11.663	2		3875m	4:12.600	3	
4000m	4:19.737	2	16.037	4000m	4:20.791	3	16.276

Communiqué approved by the Secretary of the Commissaires Panel:

Women's Team Pursuit / Poursuite par équipe femmes
Qualifying / Qualifications
Start List / Liste de départ
 Fri 18 Jan 2019 - Race distance: 4000m

World Record	4:10.236 GBR - Great Britain	Rio de Janeiro (BRA)	13 AUG 2016
---------------------	------------------------------	----------------------	-------------

Heat	Race Number	Team / Name	Time
1		UKR - Ukraine	_____
	58	KLIMCHENKO Tetyana	
	59	NAHIRNA Anna	
	215	KLIACHINA Oksana	
	216	SOLOVEI Ganna	
2		BEL - Belgium	_____
	7	DOM Annelies	
	8	KOPECKY Lotte	
	72	BOSSUYT Shari	
	73	CROKET Gilke	
3		JPN - Japan	_____
	36	FURUYAMA Kie	
	146	HASHIMOTO Yuya	
	147	NAKAMURA Kisato	
	148	SUZUKI Nao	
4		CHN - China	_____
	96	CHEN Qiaolin	
	97	LIU Jiali	
	98	SHEN Shanrong	
	101	WANG Hong	
5		SUB - Subway New Zealand Track Trade Team	_____
	197	ANDREWS Ellesse	
	199	ELLIS Lauren	
	200	HODGES Jessie	
	202	SHEARMAN Emily	
6		NZL - New Zealand	_____
	43	BUCHANAN Rushlee	
	44	SHEATH Racquel	
	174	BOTHA Bryony	
	179	JAMES Kirstie	

Women's Team Pursuit / Poursuite par équipe femmes
Qualifying / Qualifications
Start List / Liste de départ
 Fri 18 Jan 2019 - Race distance: 4000m

Heat	Race Number	Team / Name	Time
7		CAN - Canada	_____
	15	BEVERIDGE Allison	
	81	BONHOMME Ariane	
	82	FOREMAN-MACKEY Annie	
	85	SIMMERLING Georgia	
8		ITA - Italy	_____
	32	BALSAMO Elisa	
	33	PATERNOSTER Letizia	
	134	ALZINI Martina	
	135	CAVALLI Marta	

Qualification Rule:

The eight teams recording the best times in the qualifying round will be matched in the First round as follows:
 The 6th fastest team against the 7th fastest team.
 The 5th fastest team against the 8th fastest team.
 The 2nd fastest team against the 3rd fastest team.
 The fastest team against the 4th fastest team.
 The winners of heats 3 and 4 in the First round ride the final for the gold and silver medals.
 The remaining six teams will be ranked by their times in the First round and will be paired as follows:
 The two fastest teams ride the final for the bronze medal.

Communiqué approved by the Secretary of the Commissaires Panel:

.....

Note:

The composition of the teams may be subject to change up to one hour before the start of the race.

Women's Omnium / Omnium femmes
World Cup Standings / Classement coupe du monde

As of SAT 19 JAN 2019

Event No 1	Saint-Quentin-en-Yvelines (FRA)	19-21 OCT 2018
Event No 2	Milton (CAN)	26-28 OCT 2018
Event No 3	Berlin (GER)	30 NOV-2 DEC 2018
Event No 4	London (GBR)	14-16 DEC 2018
Event No 5	Cambridge (NZL)	18-20 JAN 2019
Event No 6	Hong-Kong (HKG)	25-27 JAN 2019

Rank	Name	Team Code	Event No 1	Event No 2	Event No 3	Event No 4	Event No 5	Event No 6	Total Points
1	BEVERIDGE Allison	CAN		205.0	325.0	400.0	450.0		1380.0
2	BALEISYTE Olivija	LTU	375.0	190.0	275.0	225.0	250.0		1315.0
3	VALENTE Jennifer	USA		400.0	400.0	450.0			1250.0
4	KAJIHARA Yumi	JPN		300.0		325.0	400.0		1025.0
5	WILD Kirsten	NED	500.0			500.0			1000.0
6	KOPECKY Lotte	BEL			300.0	300.0	375.0		975.0
7	PATERNOSTER Letizia	ITA	450.0		450.0				900.0
8	EDMONDSON Annette	AUS			375.0		500.0		875.0
9	SALAZAR VAZQUEZ Lizeth Yarely	MEX		450.0	190.0	190.0			830.0
10	STENBERG Anita Yvonne	NOR	120.0	130.0	225.0	100.0	225.0		800.0
11	BERTHON Laurie	FRA		350.0		375.0			725.0
12	DIDERIKSEN Amalie	DEN	325.0	375.0					700.0
13	AUGUSTINAS Evgenia	RUS	350.0			250.0			600.0
14	BUCHANAN Rushlee	NZL		250.0			325.0		575.0
15	WANG Xiaofei	CHN		70.0	120.0	205.0	160.0		555.0
16	EBERHARDT Verena	AUT	160.0		175.0	70.0	130.0		535.0
17	ARCHIBALD Katie	GBR			500.0				500.0
18	KENNY Laura	GBR		500.0					500.0
19	GONCHAROVA Alexandra	RUS		175.0			300.0		475.0
20	NAHIRNA Anna	UKR	275.0		70.0	90.0			435.0
21	USABIAGA BALERDI Irene	ESP				145.0	275.0		420.0
22	WALDIS Andrea	SUI	190.0		100.0	130.0			420.0
23	EVANS Neah	GBR	400.0						400.0
24	USABIAGA BALERDI Ana	ESP	145.0	110.0	145.0				400.0
25	BOYLAN Lydia	IRL		225.0	160.0				385.0
26	SAVENKA Ina	BLR	250.0		130.0				380.0
27	McCURLLEY Shannon	IRL	205.0			175.0			380.0
28	MACHACOVA Jarmila	CZE	110.0	50.0	90.0		110.0		360.0
29	PIKULIK Daria	POL					350.0		350.0
30	BARKER Elinor	GBR				350.0			350.0
31	LETH Julie	DEN			350.0				350.0
32	MARTINS Maria	POR				160.0	190.0		350.0
33	BACIKOVA Alzbeta	SVK	100.0	120.0	110.0				330.0
34	BALSAMO Elisa	ITA		325.0					325.0
35	CLONAN Kristina	AUS	300.0						300.0
36	CURE Amy	AUS				275.0			275.0
37	SEITZ Aline	SUI		275.0					275.0
38	PIETERS Amy	NED			250.0				250.0
39	YANG Qianyu	HKG	90.0	100.0		60.0			250.0
40	LUO Yiwei	SIN	70.0	90.0			90.0		250.0
41	SHEATH Racquel	NZL	225.0						225.0
42	KULLMER Lisa	GER					205.0		205.0
43	BADYKOVA Gulnaz	RUS			205.0				205.0

Women's Omnium / Omnium femmes
World Cup Standings / Classement coupe du monde

As of SAT 19 JAN 2019

Rank	Name	Team Code	Event No 1	Event No 2	Event No 3	Event No 4	Event No 5	Event No 6	Total Points
44	PANG Yao	HKG			60.0		120.0		180.0
45	KLIMCHENKO Tetyana	UKR					175.0		175.0
46	JEULAND Pascale	FRA	175.0						175.0
47	PIVOVAROVA Polina	BLR		160.0					160.0
48	TSERAKH Hanna	BLR					145.0		145.0
49	BRAUSSE Franziska	GER		145.0					145.0
50	LIU Jiali	CHN	130.0						130.0
51	CONFALONIERI Maria Giulia	ITA				120.0			120.0
52	TEUTENBERG Lea Lin	GER				110.0			110.0
53	HUANG Ting Ying	TPE					100.0		100.0
54	KOHOUTKOVA Katerina	CZE				80.0			80.0
55	FURUYAMA Kie	JPN			80.0				80.0
56	KACZKOWSKA Justyna	POL		80.0					80.0
57	DOM Annelies	BEL	80.0						80.0
58	JOSEPH Amber	BAR		60.0					60.0
59	PALLER Tatjana	GER			50.0				50.0

Women's Omnium / Omnium femmes
Final Classification / Classement final

Rank	Race No.	Name	Team Code	Scratch Race 1¼	Tempo Race 2¼	Elimination Race 3¼	Sub Total Points	Points Race 4/4 (80 Laps - 20 Km)										Total Points	
								Sprint Points								Lap Points			Finish Order
								1	2	3	4	5	6	7	8	+	-		
1	4	EDMONSON Annette	AUS	40 (1)	34 (4)	40 (1)	114 (1)		3		1		5	2	6			2	131
2	15	BEVERIDGE Allison	CAN	34 (4)	38 (2)	34 (4)	106 (2)	5		1				1	10			1	123
3	37	KAJIHARA Yumi	JPN	36 (3)	24 (9)	38 (2)	98 (3)	3	5		3				4			3	113
4	8	KOPECKY Lotte	BEL	28 (7)	16 (13)	36 (3)	80 (5)		1		5	1	2	3				5	92
5	45	PIKULIK Daria	POL	26 (8)	32 (5)	32 (5)	90 (4)					2						12	92
6	43	BUCHANAN Rushlee	NZL	12 (15)	40 (1)	26 (8)	78 (6)			2			1	5	2			4	88
7	51	GONCHAROVA Alexandra	RUS	24 (9)	36 (3)	16 (13)	76 (7)											6	76
8	22	USABIAGA BALERDI Irene	ESP	30 (6)	22 (10)	24 (9)	76 (8)											10	76
9	38	BALEISYTE Olivija	LTU	22 (10)	28 (7)	20 (11)	70 (10)	2	2									19	74
10	40	STENBERG Anita Yvonne	NOR	32 (5)	4 (19)	28 (7)	64 (11)	1										15	65
11	24	KULLMER Lisa	GER	14 (14)	10 (16)	30 (6)	54 (12)											13	54
12	48	MARTINS Maria	POR	18 (12)	12 (15)	22 (10)	52 (13)											11	52
13	58	KLIMCHENKO Tetyana	UKR	1 (21)	20 (11)	18 (12)	39 (15)					3						7	42
14	17	WANG Xiaofei	CHN	20 (11)	14 (14)	1 (21)	35 (16)				2		3					8	40
15	12	TSERAKH Hanna	BLR	8 (17)	18 (12)	14 (14)	40 (14)						5					14	40
16	5	EBERHARDT Verena	AUT	2 (20)	26 (8)	4 (19)	32 (17)											18	37
17	28	PANG Yao	HKG	16 (13)	6 (18)	8 (17)	30 (18)			5								20	35
18	19	MACHACOVA Jarmila	CZE	6 (18)	8 (17)	10 (16)	24 (19)											16	24
19	55	HUANG Ting Ying	TPE	4 (19)	2 (20)	12 (15)	18 (20)			3								9	21
20	52	LUO Yiwei	SIN	1 (22)	1 (21)	6 (18)	8 (21)											17	8
	32	BALSAMO Elisa	ITA	38 (2)	30 (6)	4 (19)	72 (9)											DNS	DNF
	6	JOSEPH Amber	BAR	10 (16)	-40 (22)														DNF

Elapsed Time: 25:26 - Average Speed: 47.163km/h

Communiqué approved by the Secretary of the Commissaires Panel:

NOTES

Points scale for the first three phases: 1st: 40 points, 2nd: 38 points, 3rd: 36 points, etc.

LEGEND

- Points lost + Points gained **DNS** Did Not Start **nn (x)** Points (Rank)
No. Number **Rk** Rank

18-20 January 2019

Women's Omnium / Omnium femmes
Results Progression / Progression des résultats

Rank	Race No.	Name	Team Code		Scratch Race 1¼		Tempo Race 2¼		Elimination Race 3¼		Points Race 4¼
					Rk	Pts	Rk	Pts	Rk	Pts	Pts
1	4	EDMONSON Annette	AUS	Race result:	1	40	4	34	1	40	17
				Overall:	1	40	1	74	1	114	131
2	15	BEVERIDGE Allison	CAN	Race result:	4	34	2	38	4	34	17
				Overall:	4	34	2	72	2	106	123
3	37	KAJIHARA Yumi	JPN	Race result:	3	36	9	24	2	38	15
				Overall:	3	36	5	60	3	98	113
4	8	KOPECKY Lotte	BEL	Race result:	7	28	13	16	3	36	12
				Overall:	7	28	10	44	5	80	92
5	45	PIKULIK Daria	POL	Race result:	8	26	5	32	5	32	2
				Overall:	8	26	6	58	4	90	92
6	43	BUCHANAN Rushlee	NZL	Race result:	15	12	1	40	8	26	10
				Overall:	15	12	7	52	6	78	88
7	51	GONCHAROVA Alexandra	RUS	Race result:	9	24	3	36	13	16	0
				Overall:	9	24	4	60	7	76	76
8	22	USABIAGA BALERDI Irene	ESP	Race result:	6	30	10	22	9	24	0
				Overall:	6	30	8	52	8	76	76
9	38	BALEISYTE Olivija	LTU	Race result:	10	22	7	28	11	20	4
				Overall:	10	22	9	50	10	70	74
10	40	STENBERG Anita Yvonne	NOR	Race result:	5	32	19	4	7	28	1
				Overall:	5	32	11	36	11	64	65
11	24	KULLMER Lisa	GER	Race result:	14	14	16	10	6	30	0
				Overall:	14	14	16	24	12	54	54
12	48	MARTINS Maria	POR	Race result:	12	18	15	12	10	22	0
				Overall:	12	18	13	30	13	52	52
13	58	KLIMCHENKO Tetyana	UKR	Race result:	21	1	11	20	12	18	3
				Overall:	21	1	18	21	15	39	42
14	17	WANG Xiaofei	CHN	Race result:	11	20	14	14	21	1	5
				Overall:	11	20	12	34	16	35	40
15	12	TSERAKH Hanna	BLR	Race result:	17	8	12	18	14	14	0
				Overall:	17	8	15	26	14	40	40
16	5	EBERHARDT Verena	AUT	Race result:	20	2	8	26	19	4	5
				Overall:	20	2	14	28	17	32	37
17	28	PANG Yao	HKG	Race result:	13	16	18	6	17	8	5
				Overall:	13	16	17	22	18	30	35
18	19	MACHACOVA Jarmila	CZE	Race result:	18	6	17	8	16	10	0
				Overall:	18	6	19	14	19	24	24
19	55	HUANG Ting Ying	TPE	Race result:	19	4	20	2	15	12	3
				Overall:	19	4	20	6	20	18	21
20	52	LUO Yiwei	SIN	Race result:	22	1	21	1	18	6	0
				Overall:	22	1	21	2	21	8	8
DNF	32	BALSAMO Elisa	ITA	Race result:	2	38	6	30	19	4	DNS
				Overall:	2	38	3	68	9	72	
	6	JOSEPH Amber	BAR	Race result:	16	10	22	-40			
				Overall:	16	10	22	-30			

Note:

Points scale for the first 4 phases : 1st: 40 points, 2nd: 38 points, 3rd: 36 points, etc.

LEGEND
DNS Did Not Start **No.** Number **Pts** Points **Rk** Rank

18-20 January 2019

Communiqué no. 137

Women's Omnium / Omnium femmes
Points Race 4\4 / Course aux points 4\4
Start List / Liste de départ

Sat 19 Jan 2019 - Race distance: 80 laps (20km) with 8 sprints

Race Number	Name	Team Code
-------------	------	-----------

At the fence

4	EDMONSON Annette	AUS
37	KAJIHARA Yumi	JPN
8	KOPECKY Lotte	BEL
51	GONCHAROVA Alexandra	RUS
32	BALSAMO Elisa	ITA
40	STENBERG Anita Yvonne	NOR
48	MARTINS Maria	POR
58	KLIMCHENKO Tetyana	UKR
5	EBERHARDT Verena	AUT
19	MACHACOVA Jarmila	CZE
52	LUO Yiwei	SIN

At the blue band

15	BEVERIDGE Allison	CAN
45	PIKULIK Daria	POL
43	BUCHANAN Rushlee	NZL
22	USABIAGA BALERDI Irene	ESP
38	BALEISYTE Olivija	LTU
24	KULLMER Lisa	GER
12	TSERAKH Hanna	BLR
17	WANG Xiaofei	CHN
28	PANG Yao	HKG
55	HUANG Ting Ying	TPE

Communiqué approved by the Secretary of the Commissaires Panel:

Women's Omnium / Omnium femmes
Elimination Race 3\4 / Course par élimination 3\4
Results / Résultats
 Sat 19 Jan 2019

Elapsed time: **16:05**

Average Speed: **45.654km/h**

Rank	Race Number	Name	Team Code
1	4	EDMONSON Annette	AUS
2	37	KAJIHARA Yumi	JPN
3	8	KOPECKY Lotte	BEL
4	15	BEVERIDGE Allison	CAN
5	45	PIKULIK Daria	POL
6	24	KULLMER Lisa	GER
7	40	STENBERG Anita Yvonne	NOR
8	43	BUCHANAN Rushlee	NZL
9	22	USABIAGA BALERDI Irene	ESP
10	48	MARTINS Maria	POR
11	38	BALEISYTE Olivija	LTU
12	58	KLIMCHENKO Tetyana	UKR
13	51	GONCHAROVA Alexandra	RUS
14	12	TSERAKH Hanna	BLR
15	55	HUANG Ting Ying	TPE
16	19	MACHACOVA Jarmila	CZE
17	28	PANG Yao	HKG
18	52	LUO Yiwei	SIN
19	5	EBERHARDT Verena	AUT
19	32	BALSAMO Elisa	ITA
21	17	WANG Xiaofei	CHN

Communiqué approved by the Secretary of the Commissaires Panel:

.....

Women's Omnium / Omnium femmes
Elimination Race 3\4 / Course par élimination 3\4
Start List / Liste de départ

Race Number	Name	Team Code
At the fence		
4	EDMONSON Annette	AUS
32	BALSAMO Elisa	ITA
37	KAJIHARA Yumi	JPN
43	BUCHANAN Rushlee	NZL
38	BALEISYTE Olivija	LTU
40	STENBERG Anita Yvonne	NOR
48	MARTINS Maria	POR
12	TSERAKH Hanna	BLR
28	PANG Yao	HKG
19	MACHACOVA Jarmila	CZE
52	LUO Yiwei	SIN
At the blue band		
15	BEVERIDGE Allison	CAN
51	GONCHAROVA Alexandra	RUS
45	PIKULIK Daria	POL
22	USABIAGA BALERDI Irene	ESP
8	KOPECKY Lotte	BEL
17	WANG Xiaofei	CHN
5	EBERHARDT Verena	AUT
24	KULLMER Lisa	GER
58	KLIMCHENKO Tetyana	UKR
55	HUANG Ting Ying	TPE

Communiqué approved by the Secretary of the Commissaires Panel:

.....

18-20 January 2019

Communiqué no. 132

Women's Omnium / Omnium femmes
Tempo Race 2\4 / Course tempo 2\4
Results / Résultats

Sat 19 Jan 2019 - Race distance: 30 laps (7.5km)

Elapsed time: **8:52**

Average Speed: **50.715km/h**

Rank	Race No.	Name	Team Code	Sprints Won	Finish Order	Lap Points			Total Points
						+	-	Balance	
1	43	BUCHANAN Rushlee	NZL	16, 17, 18, 19, 20, 21	17	20		20	26
2	15	BEVERIDGE Allison	CAN	7, 8, 9, 10, 11, 12, 13, 14, 15	20				9
3	51	GONCHAROVA Alexandra	RUS	22, 23, 24, 25	18				4
4	4	EDMONSON Annette	AUS	6, 26	1				2
5	45	PIKULIK Daria	POL	1, 3	21				2
6	32	BALSAMO Elisa	ITA	5	8				1
7	38	BALEISYTE Olivija	LTU	2	13				1
8	5	EBERHARDT Verena	AUT	4	15				1
9	37	KAJIHARA Yumi	JPN		2				0
10	22	USABIAGA BALERDI Irene	ESP		3				0
11	58	KLIMCHENKO Tetyana	UKR		4				0
12	12	TSERAKH Hanna	BLR		5				0
13	8	KOPECKY Lotte	BEL		6				0
14	17	WANG Xiaofei	CHN		7				0
15	48	MARTINS Maria	POR		9				0
16	24	KULLMER Lisa	GER		10				0
17	19	MACHACOVA Jarmila	CZE		11				0
18	28	PANG Yao	HKG		12				0
19	40	STENBERG Anita Yvonne	NOR		14				0
20	55	HUANG Ting Ying	TPE		16				0
21	52	LUO Yiwei	SIN		19				0
22	6	JOSEPH Amber	BAR				40	-40	-40

Communiqué approved by the Secretary of the Commissaires Panel:

LEGEND			
-	Points lost	+	Points gained
No.	Number		

18-20 January 2019

Communiqué no. 131

Women's Omnium / Omnium femmes
Tempo Race 2\4 / Course tempo 2\4
Start List / Liste de départ
 Sat 19 Jan 2019 - Race distance: 30 laps (7.5km)

Race Number	Name	Team Code
At the fence		
4	EDMONSON Annette	AUS
37	KAJIHARA Yumi	JPN
40	STENBERG Anita Yvonne	NOR
8	KOPECKY Lotte	BEL
51	GONCHAROVA Alexandra	RUS
17	WANG Xiaofei	CHN
28	PANG Yao	HKG
43	BUCHANAN Rushlee	NZL
12	TSERAKH Hanna	BLR
55	HUANG Ting Ying	TPE
58	KLIMCHENKO Tetyana	UKR
At the blue band		
32	BALSAMO Elisa	ITA
15	BEVERIDGE Allison	CAN
22	USABIAGA BALERDI Irene	ESP
45	PIKULIK Daria	POL
38	BALEISYTE Olivija	LTU
48	MARTINS Maria	POR
24	KULLMER Lisa	GER
6	JOSEPH Amber	BAR
19	MACHACOVA Jarmila	CZE
5	EBERHARDT Verena	AUT
52	LUO Yiwei	SIN

Communiqué approved by the Secretary of the Commissaires Panel:

.....

Women's Omnium / Omnium femmes
Scratch Race 1\4 / Course scratch 1\4
Results / Résultats

Sat 19 Jan 2019 - Race distance: 30 laps (7.5km)

Elapsed time: **10:04**

Average Speed: **44.629km/h**

Rank	Race Number	Name	Team Code	Laps Down
1	4	EDMONSON Annette	AUS	
2	32	BALSAMO Elisa	ITA	
3	37	KAJIHARA Yumi	JPN	
4	15	BEVERIDGE Allison	CAN	
5	40	STENBERG Anita Yvonne	NOR	
6	22	USABIAGA BALERDI Irene	ESP	
7	8	KOPECKY Lotte	BEL	
8	45	PIKULIK Daria	POL	
9	51	GONCHAROVA Alexandra	RUS	
10	38	BALEISYTE Olivija	LTU	
11	17	WANG Xiaofei	CHN	
12	48	MARTINS Maria	POR	
13	28	PANG Yao	HKG	
14	24	KULLMER Lisa	GER	
15	43	BUCHANAN Rushlee	NZL	
16	6	JOSEPH Amber	BAR	
17	12	TSERAKH Hanna	BLR	
18	19	MACHACOVA Jarmila	CZE	
19	55	HUANG Ting Ying	TPE	
20	5	EBERHARDT Verena	AUT	
21	58	KLIMCHENKO Tetyana	UKR	
22	52	LUO Yiwei	SIN	

Communiqué approved by the Secretary of the Commissaires Panel:

.....

Women's Omnium / Omnium femmes
Scratch Race 1\4 / Course scratch 1\4
Start List / Liste de départ
 Sat 19 Jan 2019 - Race distance: 30 laps (7.5km)

Race Number	Name	Team Code
At the fence		
8	KOPECKY Lotte	BEL
38	BALEISYTE Olivija	LTU
43	BUCHANAN Rushlee	NZL
17	WANG Xiaofei	CHN
5	EBERHARDT Verena	AUT
55	HUANG Ting Ying	TPE
48	MARTINS Maria	POR
45	PIKULIK Daria	POL
6	JOSEPH Amber	BAR
12	TSERAKH Hanna	BLR
24	KULLMER Lisa	GER
At the blue band		
40	STENBERG Anita Yvonne	NOR
37	KAJIHARA Yumi	JPN
15	BEVERIDGE Allison	CAN
32	BALSAMO Elisa	ITA
19	MACHACOVA Jarmila	CZE
51	GONCHAROVA Alexandra	RUS
52	LUO Yiwei	SIN
4	EDMONSON Annette	AUS
22	USABIAGA BALERDI Irene	ESP
58	KLIMCHENKO Tetyana	UKR
28	PANG Yao	HKG

Communiqué approved by the Secretary of the Commissaires Panel:

.....

Women's Madison / Madison femmes
World Cup Standings / Classement coupe du monde

As of SUN 20 JAN 2019

Event No 1	Saint-Quentin-en-Yvelines (FRA)	19-21 OCT 2018
Event No 2	Milton (CAN)	26-28 OCT 2018
Event No 3	Berlin (GER)	30 NOV-2 DEC 2018
Event No 4	London (GBR)	14-16 DEC 2018
Event No 5	Cambridge (NZL)	18-20 JAN 2019
Event No 6	Hong-Kong (HKG)	25-27 JAN 2019

Rank	Name	Team Code	Event No 1	Event No 2	Event No 3	Event No 4	Event No 5	Event No 6	Total Points
1	GREAT BRITAIN	GBR	450.0	500.0	500.0	500.0			1950.0
2	ITALY	ITA	325.0	275.0	120.0	350.0	450.0		1520.0
3	DENMARK	DEN	500.0	450.0	450.0				1400.0
4	RUSSIAN FEDERATION	RUS	275.0	375.0	375.0		375.0		1400.0
5	BELGIUM	BEL			400.0	400.0	500.0		1300.0
6	CANADA	CAN		400.0	300.0	225.0	300.0		1225.0
7	AUSTRALIA	AUS	400.0		325.0	450.0			1175.0
8	UKRAINE	UKR	375.0		250.0	190.0	325.0		1140.0
9	POLAND	POL	205.0	205.0	275.0	325.0			1010.0
10	GERMANY	GER	190.0	350.0	225.0	160.0			925.0
11	FRANCE	FRA	350.0	300.0		250.0			900.0
12	IRELAND	IRL	225.0	225.0	175.0	275.0			900.0
13	SWITZERLAND	SUI	190.0	190.0	205.0	300.0			885.0
14	BELARUS	BLR	190.0	325.0			350.0		865.0
15	NEW ZEALAND	NZL	300.0	130.0			400.0		830.0
16	CZECH REPUBLIC	CZE	190.0	160.0	145.0	130.0	205.0		830.0
17	NETHERLANDS	NED	250.0		190.0	375.0			815.0
18	HONG KONG, CHINA	HKG	130.0	120.0	130.0	175.0	225.0		780.0
19	JAPAN	JPN		110.0	160.0	205.0	275.0		750.0
20	MEXICO	MEX		250.0	110.0	145.0			505.0
21	UNITED STATES OF AMERICA	USA		145.0	350.0				495.0
22	PEOPLE'S REPUBLIC OF CHINA	CHN		175.0			250.0		425.0

Women's Madison / Madison femmes
Final / Finale
Results / Résultats

Sun 20 Jan 2019 - Race distance: 80 laps (20km) with 8 sprints

 Elapsed time: **23:24**

 Average Speed: **51.259km/h**

Rank	Race Number	Name	Sprint Number								Lap Points			Finish Order	Points
			1	2	3	4	5	6	7	8	+	-	Balance		
1	4	BEL - Belgium	3	5	5	3	3	5	5	10				1	39
		Black D'HOORE Jolien													
		Red KOPECKY Lotte													
2	1	ITA - Italy	5	3	3	5		3	2	6				2	27
		Black PATERNOSTER Letizia													
		Red CONFALONIERI Maria Giulia													
3	12	NZL - New Zealand	2	1			1	2	3					5	9
		Black SHEATH Racquel													
		Red BUCHANAN Rushlee													
4	2	RUS - Russian Federation	1			1			1	4				3	7
		Black AVERINA Mariia													
		Red GONCHAROVA Alexandra													
5	8	BLR - Belarus				2	5							8	7
		Black TSERAKH Hanna													
		Red PIVAVARAVA Palina													
6	3	UKR - Ukraine			2				1					6	3
		Black SOLOVEI Ganna													
		Red NAHIRNA Anna													
7	6	CAN - Canada			1		2							11	3
		Black BEVERIDGE Allison													
		Red GIBSON Kinley													
8	11	JPN - Japan								2				4	2
		Black FURUYAMA Kie													
		Red KAJIHARA Yumi													
9	10	CHN - China												7	0
		Black LIU Jiali													
		Red WANG Xiaofei													
10	5	HKG - Hong Kong, China												9	0
		Black LEUNG Bo Yee													
		Red PANG Yao													
11	7	CZE - Czech Republic										40	-40	10	-40
		Black MACHACOVA Jarmila													
		Red KOHOUTKOVA Katerina													
	9	GER - Germany		2								20	-20		DNF
		Black KULLMER Lisa													
		Red KNAUER Anna													

Communiqué approved by the Secretary of the Commissaires Panel:

LEGEND
DNF Did Not Finish

Women's Madison / Madison femmes

Final / Finale

Start List / Liste de départ

Sun 20 Jan 2019 - Race distance: 80 laps (20km) with 8 sprints

Race Number	Team	Colour	Name
1	ITA - Italy	BLACK RED	PATERNOSTER Letizia CONFALONIERI Maria Giulia
2	RUS - Russian Federation	BLACK RED	AVERINA Maria GONCHAROVA Alexandra
3	UKR - Ukraine	BLACK RED	SOLOVEI Ganna NAHIRNA Anna
4	BEL - Belgium	BLACK RED	D'HOORE Jolien KOPECKY Lotte
5	HKG - Hong Kong, China	BLACK RED	LEUNG Bo Yee PANG Yao
6	CAN - Canada	BLACK RED	BEVERIDGE Allison GIBSON Kinley
7	CZE - Czech Republic	BLACK RED	MACHACOVA Jarmila KOHOUTKOVA Katerina
8	BLR - Belarus	BLACK RED	TSEKAKH Hanna PIVAVARAVA Palina
9	GER - Germany	BLACK RED	KULLMER Lisa KNAUER Anna
10	CHN - China	BLACK RED	LIU Jiali WANG Xiaofei
11	JPN - Japan	BLACK RED	FURUYAMA Kie KAJIHARA Yumi
12	NZL - New Zealand	BLACK RED	SHEATH Racquel BUCHANAN Rushlee

Communiqué approved by the Secretary of the Commissaires Panel:

Women's Scratch Race / Course scratch femmes
World Cup Standings / Classement coupe du monde

As of SUN 20 JAN 2019

Event No 1	Saint-Quentin-en-Yvelines (FRA)	19-21 OCT 2018
Event No 2	Milton (CAN)	26-28 OCT 2018
Event No 3	Berlin (GER)	30 NOV-2 DEC 2018
Event No 4	London (GBR)	14-16 DEC 2018
Event No 5	Cambridge (NZL)	18-20 JAN 2019
Event No 6	Hong-Kong (HKG)	25-27 JAN 2019

Rank	Name	Team Code	Event No 1	Event No 2	Event No 3	Event No 4	Event No 5	Event No 6	Total Points
1	GONCHAROVA Alexandra	RUS	225.0	500.0			225.0		950.0
2	EDMONDSTON Holly	NZL	275.0	325.0			300.0		900.0
3	PIKULIK Daria	POL	400.0				450.0		850.0
4	BALEISYTE Olivija	LTU	205.0	450.0					655.0
5	KULLMER Lisa	GER	350.0	300.0					650.0
6	BARBIERI Rachele	ITA	375.0	130.0					505.0
7	FIDANZA Martina	ITA					500.0		500.0
8	ANKUDINOFF Ashlee	AUS	500.0						500.0
9	KOHOUTKOVA Katerina	CZE	120.0	160.0			190.0		470.0
10	BARKER Megan	GBR	450.0						450.0
11	USABIAGA BALERDI Irene	EUS	190.0				250.0		440.0
12	GURLEY Lydia	IRL	325.0	100.0					425.0
13	TSERAKH Hanna	BLR	160.0	250.0					410.0
14	HODGES Jessie	SUB					400.0		400.0
15	VALENTE Jennifer	USA		400.0					400.0
16	STENBERG Anita Yvonne	NOR		120.0			275.0		395.0
17	PIVAVARAVA Palina	BLR					375.0		375.0
18	USABIAGA BALERDI Ana	ESP		375.0					375.0
19	SUZUKI Nao	JPN					350.0		350.0
20	BEVERIDGE Allison	CAN		350.0					350.0
21	KNAUER Anna	GER					325.0		325.0
22	LETH Julie	DEN	300.0						300.0
23	CROKET Gilke	BEL	130.0				160.0		290.0
24	BACIKOVA Alzbeta	SVK	80.0	205.0					285.0
25	SALAZAR VAZQUEZ Lizeth Yarely	MEX		275.0					275.0
26	JOSEPH Amber	BAR	175.0	90.0					265.0
27	de ZOETE Mylene	NED	250.0						250.0
28	COPPONI Clara	FRA		225.0					225.0
29	SHEN Shanrong	CHN					205.0		205.0
30	DICKINSON Eleanor	GBR		190.0					190.0
31	HUANG Ting Ying	TPE					175.0		175.0
32	COLLIER Devaney	PTM		175.0					175.0
33	KLIACHINA Oksana	UKR					145.0		145.0
34	KACZKOWSKA Justyna	POL		145.0					145.0
35	BONDAR Viktoriya	UKR	145.0						145.0
36	MARTINS Maria	POR					130.0		130.0
37	ANDRES Michelle	SUI		110.0					110.0
38	WANG Xiaofei	CHN	110.0						110.0
39	FORTIN Valentine	FRA	100.0						100.0
40	EBERHARDT Verena	AUT	90.0						90.0
41	AVERINA Mariia	MCT		80.0					80.0

Women's Scratch Race / Course scratch femmes
Final / Finale
Results / Résultats

Sun 20 Jan 2019 - Race distance: 40 laps (10km)

Elapsed time: **13:16**

Average Speed: **45.177km/h**

Rank	Race Number	Name	Team Code	Laps Down
1	137	FIDANZA Martina	ITA	
2	45	PIKULIK Daria	POL	
3	200	HODGES Jessie	SUB	
4	11	PIVAVARAVA Palina	BLR	
5	148	SUZUKI Nao	JPN	
6	23	KNAUER Anna	GER	
7	177	EDMONDSTON Holly	NZL	
8	40	STENBERG Anita Yvonne	NOR	
9	22	USABIAGA BALERDI Irene	ESP	
10	51	GONCHAROVA Alexandra	RUS	
11	98	SHEN Shanrong	CHN	
12	18	KOHOUTKOVA Katerina	CZE	
13	55	HUANG Ting Ying	TPE	
14	73	CROKET Gilke	BEL	
15	215	KLIACHINA Oksana	UKR	
16	48	MARTINS Maria	POR	
	52	LUO Yiwei	SIN	DNS

Communiqué approved by the Secretary of the Commissaires Panel:

.....

LEGEND
DNS Did Not Start

18-20 January 2019

Communiqué no. 155 Rectificatif 2

Women's Scratch Race / Course scratch femmes
Final / Finale
Start List / Liste de départ

Sun 20 Jan 2019 - Race distance: 40 laps (10km)

Race Number	Name	Team Code
At the fence		
40	STENBERG Anita Yvonne	NOR
22	USABIAGA BALERDI Irene	ESP
18	KOHOUTKOVA Katerina	CZE
48	MARTINS Maria	POR
137	FIDANZA Martina	ITA
215	KLIACHINA Oksana	UKR
200	HODGES Jessie	SUB
52	LUO Yiwei	SIN
At the blue band		
51	GONCHAROVA Alexandra	RUS
177	EDMONDSTON Holly	NZL
148	SUZUKI Nao	JPN
45	PIKULIK Daria	POL
23	KNAUER Anna	GER
73	CROKET Gilke	BEL
11	PIVAVARAVA Palina	BLR
55	HUANG Ting Ying	TPE
98	SHEN Shanrong	CHN

Communiqué approved by the Secretary of the Commissaires Panel:

.....