

UCI TECHNICAL OFFICIALS / OFFICIELS TECHNIQUES DE L'UCI**Commissaires Panel appointed by the UCI Management Committee*****Collège des Commissaires désigné par le Comité Directeur UCI***

LYKKEGAARD Hans-Chr.	DEN	President / <i>Président</i>
JONES Louise	GBR	Secretary / <i>Secrétaire</i>
DENISENKO Svetlana	RUS	Starter / <i>Starter</i>
LÉVESQUE Adrien	CAN	Judge – Referee / <i>Juge Arbitre</i>
GASTOU Catherine	FRA	Member / <i>Membre</i>

Assistant National Commissaires appointed by the National Federation***Commissaires Nationaux adjoints désignés par la Fédération Nationale***

READE Trevor Commissaire Adjoint	MARSHALL Diane
BRADBURY Gisela	McCLENNAND Vern
DEARY Peter	NESTOR Patrick
FINEGAN Rob	POLLARD Phil
GILBERT Julia	SANDERS Alan
GILCHRIST Kathy	SHELDON Alan
LAWFORD Neil	TARRAN Willi

Manual Timekeepers

Peter BAYLISS	Lesley DONNINGTON
---------------	-------------------

UCI Technical Delegate / <i>Délégué Technique de l'UCI</i>	TRONCHE Cyrille	FRA
---	-----------------	-----

Official Doctor / <i>Médecin Officiel</i>	Dr. FINDLAY Ross	GBR
--	------------------	-----

Chief Medical Officer / <i>Responsable Équipe Médicale</i>	Dr. WHITE Paul	GBR
---	----------------	-----

Doping Control Officers / <i>Agents de Contrôle du Dopage</i>	BYRNE Declan	IRL
	BRANDEWINDER Dierk	GER
	QUEROUE Philippe	FRA

Speakers / <i>Speakers</i>	MACDONALD Marty	GBR
	LAWRENSON Carl	GBR

GENERAL INFORMATION – REMINDER OF DISPOSITIONS

Confirmations and modifications of starters

- **The confirmation of the riders done on Thursday 13th December is final**; nevertheless, Team Managers may forward **modifications** to the Secretary of College of Commissaires (Mrs. Louise JONES) until **the start of the first competition session on the day of each event**:

Saturday 15 th December	Madison	Men
	Keirin	Men
	Omnium	Women
	Sprint	Women

Sunday 16 th December	Madison	Women
	Keirin	Women
	Omnium	Men
	Sprint	Men

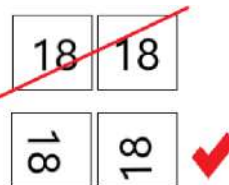
- Team Pursuit changes: Until 1 hour before the start of the relevant competition round (article 3.2.079)
- Team Sprint changes: Until 30 minutes before the start of the relevant competition round (article 3.2.149)
- Only riders previously registered and confirmed for the specific race may be used as replacements.

Training and Warm-Up Sessions

- **On competitions days, the track is open for official training session two hours before the start of the first session of competitions (1-hour session). The second hour (1 hour before the competitions start) is a warm-up session, open to riders who are competing in the upcoming session only. Only National Team or UCI Track Team uniforms are allowed in all training and warm-up periods.**
- The use of the derny and the use of starting blocks during the official training are not permitted. Standing starts are permitted only under the following conditions;
 - one rider at a time,
 - on the home straight in the sprinter's lane, and
 - with the assistance of someone waving a flag at the exit of the 4th bend.

Competitions

- Riders are reminded that art. 3.2.003 must be respected. Riders are not permitted to wear tinted visors or glasses that would prevent them from being clearly identified while seated in the waiting area. Riders shall only put on their tinted visors or glasses when heading on to the track. Any rider failing to respect this article shall be sanctioned by a fine.
- Riders shall ensure that the body number is visible and legible at all times. The body number shall be well fixed and may not be folded or altered. When two numbers are required to be worn, these should be placed low down and on either side of the back, visible to the infield and to the spectators. When a single number is required to be worn, this should be placed low down in the centre of the back. **Body numbers will be distributed at the Team Managers' meeting.**



- Transponders, fitted to the bikes, are mandatory for all events. The transponders will be distributed at the Team Managers' meeting. These should be returned to Swiss Timing once the rider has completed all their events.

14-16 December 2018

Communiqué n°2

- LED devices for the Elimination races (Men and Women) shall be collected next to the timing podium **one hour prior to the start** of each race and returned to the same place at the end of each race.
- All bicycle measurement checking shall be carried out in the equipment check area before entering the track. Riders must come for bicycle-check in adequate time prior to their start. Checking will also be carried out 15 minutes prior to commencing each session of the competition. **Teams are responsible for verifying the legality of replacement equipment that may be used in any event.** Commissaires are entitled to double check positions after the race. Should the bicycle or position have been modified in contravention of the regulations, the rider may be disqualified.

Team Leaders and Coaches

- Only the coaches of the riders currently on the track are permitted on the safety zone. This is also limited to one coach per rider. No other people are permitted in this zone.
- The access to the track must be kept clear at all times. **All track access ramps shall be kept free of any material and team personnel.**
- **Team Managers may not carry anything in their hands while on the safety zone during mass start events.**
- Access to the starters' platform is only for officials. All others are not permitted to use this podium. Access to the awards ceremony podium is forbidden except for official ceremonies.

Award Ceremonies

- Riders participating in the awards ceremony must present themselves in due time, bare-headed and without headband or glasses, wearing competition apparel and footwear, until after they leave the official ceremony enclosure.
- Teams are reminded that in the awards ceremony of team events, only the riders that participated in the final are allowed on the podium as follows:
 - Team Pursuit 4,
 - Team Sprint Men 3,
 - Team Sprint Women 2.

General

- The wearing of an approved rigid safety helmet, done up in a correct manner, is mandatory for riders at all times when riding on the track surface and safety zone.
- Riders may not wear headphones attached to devices such as radios, music players, telephone, etc., while riding on the track.
- Road bikes are not allowed on the track, including the safety zone.
- Bicycles or other equipment may not be left on the safety zone of the track.
- No drinks or food are allowed on the safety zone of the track.

INFORMATIONS GENERALES – RAPPEL DES DISPOSITIONS
Confirmations et modifications des partants

- **La confirmation des partants faite le jeudi 13 décembre est définitive**, néanmoins les chefs d'équipes auront la possibilité de transmettre **des modifications** au Secrétaire du Collège des Commissaires (Mme Louise JONES) **jusqu'au début de la première session de compétition le jour de l'épreuve soit :**

Samedi 15 décembre	Madison	Hommes
	Keirin	Hommes
	Omnium	Femmes
	Vitesse individuelle	Femmes

Dimanche 16 décembre	Madison	Femmes
	Keirin	Femmes
	Omnium	Hommes
	Vitesse individuelle	Hommes

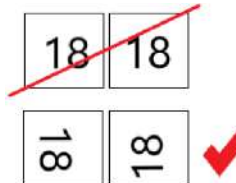
- Modifications en poursuite par équipes : Au moins 1 heure avant que la manche de la compétition en question commence (article 3.2.079)
- Modifications en vitesse par équipes : Au moins 30 minutes avant que la manche de la compétition en question commence (article 3.2.149)
- Tout remplacement d'un coureur confirmé ne peut se faire que par un autre coureur figurant sur la liste des coureurs inscrits en tant que réserve pour l'épreuve en particulier.

Entraînement et échauffement

- **Les jours de compétitions, la piste sera ouverte deux heures avant les premières épreuves pour une session d'entraînement officiel (une session d'une heure). La deuxième heure (1 heure avant le début des compétitions) est une session d'échauffement ouverte aux coureurs concourant dans la session à venir uniquement. Dans toutes les périodes d'entraînement et d'échauffement, les coureurs doivent porter l'uniforme de leur équipe nationale ou de l'équipe piste UCI.**
- L'utilisation du deryn et des blocs de départ lors des entraînements officiels n'est pas autorisée. Les départs arrêtés sont autorisés dans les conditions suivantes :
 - un seul coureur à la fois
 - dans le couloir des sprinters sur la ligne droite d'arrivée et
 - avec l'assistance de quelqu'un agitant un drapeau à la sortie du 4eme virage.

Compétitions

- Il est rappelé aux coureurs qu'ils doivent respecter l'art. 3.2.003. **Les coureurs ne sont pas autorisés à porter des visières ou des lunettes teintées empêchant de les identifier clairement lorsqu'ils sont assis dans la zone d'attente.** Les coureurs doivent mettre leurs visières ou leurs lunettes teintées au moment de monter en piste. Tout coureur qui enfreint cet article sera sanctionné d'une amende.
- Les coureurs doivent veiller à ce que le dossard soit toujours bien visible et lisible. Le dossard doit être bien fixé et ne peut être plié ou transformé. Lorsque le port de deux dossards est requis, ces derniers doivent être placés au bas et de chaque côté du dos, visibles au centre de la piste et par les spectateurs. Lorsqu'un seul dossard est requis, il doit être placé au centre et au bas du dos. **Les dossards seront distribués lors de la réunion des Chefs d'Equipe.**



14-16 December 2018

Communiqué n°2

- *Tous les coureurs doivent avoir leur transpondeur fixé sur leur bicyclette pour toutes les courses. Les transpondeurs seront distribués lors de la réunion des Chefs d'Equipe. Ces derniers devront être retournés une fois que le coureur aura terminé toutes ses épreuves à Swiss Timing.*
- *Les boîtiers LED pour l'Elimination (Hommes et Femmes) doivent être retirés à côté du podium du chronométrage **une heure avant le départ de chaque épreuve** et retournés au même endroit à l'issue de l'épreuve.*
- *Les contrôles des bicyclettes doivent s'effectuer avant l'entrée en piste à l'endroit du contrôle du matériel. Les coureurs doivent se présenter pour le contrôle des bicyclettes suffisamment à l'avance avant leur départ. Les contrôles s'effectueront 15 minutes avant le départ de chaque compétition. **Les équipes sont chargées de confirmer que leur équipement de remplacement pour tout événement est conforme aux règlements.** Les commissaires sont autorisés à contrôler à nouveau les bicyclettes et les positions après la course de manière aléatoire. Si la bicyclette ou les positions ont été modifiées hors des limites réglementaires, le coureur peut être disqualifié.*

Chefs d'équipes et Entraîneurs

- *Seuls les entraîneurs des coureurs qui se trouvent sur la piste sont autorisés sur la zone de sécurité. Ceci est également limité à un entraîneur par coureur.*
- *L'accès à la piste doit être maintenu libre à tout moment. **Toutes rampes d'accès à la piste doivent être maintenues libre de matériel et de personnel.***
- ***Les entraîneurs des coureurs ne peuvent rien avoir dans leurs mains dans la zone de sécurité lors des épreuves en peloton.***
- *L'accès au podium du starter est uniquement pour les officiels. Toutes les autres personnes ne sont pas autorisées à faire usage du podium. L'accès au podium des cérémonies protocolaire est interdit excepté pour les cérémonies officielles.*

Cérémonies protocolaires

- *Les coureurs doivent se présenter pour la cérémonie protocolaire dans le délai imparti tête nue, sans bandeau ni lunettes, portant leur équipement de compétition et des chaussures convenables, jusqu'à ce qu'ils quittent l'enceinte de la cérémonie officielle.*
- *Il est rappelé que pour les cérémonies protocolaires des disciplines par équipes, uniquement les coureurs ayant participés aux finales seront admis sur le podium comme suit :*
 - *Poursuite par équipe 4,*
 - *Vitesse par équipes Hommes 3,*
 - *Vitesse par équipes Femmes 2,*

Généralités

- *Le port du casque de sécurité approuvé, correctement ajusté, est toujours obligatoire pour les coureurs roulant sur la surface de la piste et la zone de sécurité.*
- *Les coureurs roulant sur la piste ne peuvent pas porter d'écouteurs reliés à des appareils électroniques tels que radios, appareil de musique, téléphones, etc.*
- *Les vélos de route ne sont pas autorisés sur la piste, y compris la zone de sécurité.*
- *Il est interdit d'entreposer des bicyclettes ou tout autre équipement sur la zone de sécurité de la piste.*
- *Aucune boisson ou nourriture ne sont autorisées sur la zone de sécurité de la piste.*

Page 4/4

TITLE SPONSOR



LOCAL ORGANISERS



MAIN SPONSOR



TECHNICAL INFORMATION – REMINDER OF DISPOSITIONS**General**

- In mass start events, the riders shall enter the track from the home straight and leave the track from the back straight.
- A system detecting a false start is installed for time trials and pursuits. For the start, all bikes shall be placed behind the pursuit line utilizing the marks on the track. The starter is the sole judge to stop the race in the case of a false start. A restart will be given immediately.
- In all time trials and pursuits, the blue bands shall be made impassable by the placing of 50 cm long pads of a synthetic material every 5 meters from the pursuit line to the exit of the bend.
- Riders are forbidden to sit on the track surface.

On board Technology

- On board technology equipment that has the ability and purpose to collect or transmit data, information or images is authorized. Conditions of utilizations are defined in art. 1.3.024ter and include:
 - Does not affect the bicycle certification (modification) / Non-removable during the race / Information not visible to the rider

Team Sprint

- The qualification heats will be run one team at a time on the track.

Team Pursuit

- During the first round in case of one team catches another, the commissaires will show a red flag to the team being caught. From this moment the team is not allowed to do a relay on pain of disqualification (art. 3.2.097).
- In the qualifying and the first round all teams need to cover the full distance to record a time.
- The team of a rider which has stopped following a mishap shall restart at the end of the qualifying rounds, or at a suitable position not to disrupt the preparation of other teams as decided by the Commissaires' Panel, where applicable with another team in the same situation.

Sprint & 200-meter Time Trial

- Riders shall wear both number panels during the 200 meters Time Trial.

Omnium

- In the case of the Scratch Race, a rider losing two laps will be penalised with a deduction of 40 points as per 3.2.251bis and may be withdrawn. Their ranking will be determined by the number of riders remaining on the track at this moment. They will not score those ranking points.

Elimination

- During the start, holders are allowed to push their riders, but are not allowed to move from their places in order to avoid crashes at the start.
- If no decision can be made about which rider to eliminate, then no riders shall be eliminated until the next sprint. This shall be indicated by a green flag on the start line.
- An eliminated rider shall leave the track immediately, failing which he may be disqualified from the entire Omnium event.
- Coaches or Managers who instruct or encourage their rider to continue racing following the announcement of their elimination, will be penalised by a fine of CHF 200 as per UCI Regulation 12.1.007. Should a Coach or Manager commit a second offence of incorrect behaviour, he/she will be fined CHF 500 and will have their accreditation immediately revoked. Subject to the same penalties, no team representative can approach or try to dispute any decision made by Commissaires during the course of the race.

Madison

- No feeding will be permitted in the Madison race.

INFORMATIONS TECHNIQUES – RAPPEL DES DISPOSITIONS**Général**

- Dans les épreuves en peloton, les coureurs montent en piste au côté de la ligne droite d'arrivée et quittent la piste du côté de la ligne droite opposée.
- Un système calculant les faux départs est installé pour les épreuves chronométrées. Au départ, tous les vélos doivent être placés derrière la marque sur la piste. Le starter est le seul juge pour arrêter la course en cas de faux départ. Un nouveau départ sera donné immédiatement.
- La côte d'azur sera rendue impraticable au moyen de bourelets en matière synthétique d'une longueur de 50 cm, disposés tous les 5 mètres de la ligne de poursuite à la sortie du virage.
- Les coureurs ne sont pas autorisés à s'asseoir sur la piste.

Technologie embarquée

- Un équipement technologique embarqué ayant la capacité et pour objet de collecter ou transmettre des données, informations ou images, est autorisé. Les conditions d'utilisation sont définies dans l'article 1.3.024ter et inclut les conditions suivantes :
 - N'affecte pas la certification du vélo / Ne peut pas être retiré pendant la course / L'information n'est pas visible pour le coureur

Vitesse par équipes

- Les manches de qualifications seront effectuées avec une équipe en piste à la fois.

Poursuite par équipes

- Lors du premier tour de compétition, si une équipe est sur le point d'être rejointe, les commissaires le signaleront à l'aide d'un drapeau rouge. A partir de ce moment, l'équipe rejointe ne doit plus passer de relais. Toute désobéissance à cette consigne entraîne la disqualification immédiate de l'équipe (art. 3.2.097).
- Lors du premier tour de compétition, toutes les équipes doivent accomplir la distance totale pour enregistrer leur temps.
- L'équipe qui s'est arrêtée après un accident prendra un nouveau départ à la fin des séries qualificatives, ou à un moment approprié déterminé par le Collège des Commissaires pour ne pas perturber la préparation des autres équipes, le cas échéant avec une autre équipe se trouvant dans le même cas

Vitesse et 200 mètres contre la montre

- Les coureurs doivent porter 2 dossards lors de l'épreuve des 200 mètres.

Omnium

- Dans la course Scratch, un coureur qui perd deux tours sera pénalisé par une déduction de 40 points conformément à l'art. 3.2.251bis et pourrait être retiré. Son classement sera déterminé par le nombre de coureurs restants en piste à ce moment. Il ne manquera pas les points du rang.

Elimination

- Au départ, les teneurs sont autorisés à pousser leur coureur mais ils doivent impérativement rester à leur place (pieds immobiles) pour éviter tout accident.
- Si aucune décision ne peut être prise concernant le coureur à éliminer, aucun coureur ne sera éliminé avant le prochain sprint. Ceci doit être indiqué par un drapeau vert sur la ligne de départ.
- Un coureur éliminé doit quitter la piste immédiatement, faute de quoi il se verra disqualifié de l'Omnium en intégralité.
- Les Entraîneurs ou les Chefs d'Equipes qui ordonnent ou encouragent leur coureur à continuer de courir après l'annonce de leur élimination seront pénalisés par une amende de CHF 200, selon le Règlement UCI 12.1.007. Dans le cas où un Entraîneur ou un Chef d'Equipe commet une deuxième infraction de comportement incorrect, il sera passible d'une amende de CHF 500 et son accréditation lui sera immédiatement retirée. Sous peine des mêmes pénalités, aucun représentant d'équipe ne peut approcher ou tenter de contester toute décision prise par les Commissaires au cours de l'épreuve.

Madison

- Le ravitaillement pendant la course Madison n'est pas autorisé.

ANTI-DOPING CONTROL**INFORMATION**

- A certain amount of controls will be conducted under the 2015 Anti-doping Rules of the UCI and CADF procedures and instructions.
- Riders selected for anti-doping will be identified on a list by their race number or their ranking. If applicable, the list will be posted at the finish line and at the entrance of the doping control station immediately after the race.
- The riders selected for the controls will be notified by a chaperon; the notified rider shall remain within sight of the chaperon at all times from the moment of in-person notification until the completion of the sample collection procedure. Team officials should not prevent the chaperons to continuously observe the rider. Should no chaperon be present, the rider shall proceed immediately to the doping control station. The absence of a chaperon shall not excuse the rider for not reporting in time to the doping control station. If the award ceremony takes place immediately after the event, a rider needing to go to the award ceremony will be escorted first to the award ceremony area, then to the press conference and finally to the doping control station.
- Each rider to be tested must present himself at the doping control station as soon as possible and at the latest within 30 (thirty) minutes of finishing the race. If a rider takes part in an official ceremony or attends a press conference, the deadline shall be 30 (thirty) minutes of the end of the ceremony or of the moment that his presence is no longer required at the press conference, whichever is the latest. Riders that have abandoned the race shall proceed immediately to the doping control station.
- Riders must report to the doping control station with their current license; but if it has no photograph, another I.D. with a photo must be presented. Riders may be accompanied by a person of his choice and an interpreter.
- Even if there are chaperons present, ultimately IT IS THE RIDERS' RESPONSIBILITY TO CHECK IF THEY HAVE BEEN SELECTED FOR ANTI-DOPING CONTROLS. If the rider does not attend the test, a violation of the UCI Anti-Doping Rules will be noticed and the rider could be sanctioned in accordance with these rules.
- Any changes related to the localization of the riders participating in the race (hotel name, address and telephone/fax numbers) must be communicated to the UCI as soon as possible; if these changes occur at the last minute, the communication has to be made to the CADF Doping Control Officers (phone number below).

BYRNE Declan (IRL)
CADF Doping Control Officer
Phone: 00353 86 154 0345

BRANDEWINDER Dierk (GER)
CADF Doping Control Officer
Phone: 0049 174 899 11 66

QUEROUE Philippe (FRA)
CADF Doping Control Officer
Phone: 0033 615209450

CONTRÔLE ANTIDOPAGE**INFORMATION**

- *Un certain nombre de contrôle seront effectués selon le Règlement Antidopage de l'UCI 2015 et les procédures et instructions de la CADF.*
- *Les coureurs sélectionnés pour les contrôles antidopage seront identifiés sur une liste par leur numéro de dossard ou par leur place dans le classement. Le cas échéant, la liste sera affichée à la ligne d'arrivée et à l'entrée du poste de contrôle du dopage immédiatement après la course.*
- *Les coureurs sélectionnés pour un contrôle, seront avisés par une escorte (chaperon); les coureurs ainsi sélectionnés doivent demeurer constamment en contact visuel avec l'escorte du moment de leur notification jusqu'à la fin de la procédure de prélèvement d'échantillon. Le personnel d'encadrement du coureur ne doit pas empêcher l'escorte d'observer le coureur de manière ininterrompue. Si aucune escorte n'est présente, le coureur se rendra immédiatement au poste de contrôle du dopage. L'absence d'une escorte n'excuse pas le coureur de ne pas se présenter à temps au poste de contrôle du dopage. Si la remise du Prix a lieu immédiatement après la manifestation, le coureur ayant besoin d'aller à la cérémonie de remise sera escorté d'abord à la zone de remise des prix, puis à la conférence de presse et enfin au poste de contrôle du dopage.*
- *Chaque coureur qui doit être contrôlé, doit se présenter au local antidopage dès que possible et au plus tard dans les 30 (trente) minutes après avoir fini sa course. Si un coureur prend part à une cérémonie officielle ou participe à une conférence de presse, le délai est de 30 (trente) minutes à partir de la fin de la cérémonie ou du moment que sa présence n'est plus requise à la conférence de presse, selon lequel de ces deux événements est le dernier. Les coureurs qui ont abandonné se présenteront immédiatement au poste de contrôle du dopage.*
- *Les coureurs doivent se présenter avec leur licence ; dans la situation où la licence émise par leur fédération nationale ne comporte pas de photographie, un document officiel avec photo devra être présenté en plus de la licence. Le coureur peut être accompagné d'une personne de son choix et d'un interprète.*
- *Même s'il y a des chaperons présents, IL INCOMBE AUX COUREURS DE VERIFIER S'ILS ONT ETE SELECTIONNES POUR LES CONTROLES ANTIDOPAGE. Selon le règlement antidopage de l'UCI, un cas de non-présentation, une infraction au Règlement Antidopage sera constatée et le coureur pourra être sanctionné conformément à ce règlement.*
- *Tout changement de localisation des coureurs (adresse, numéro de téléphone/fax de l'hôtel) doit être communiqué sans délai à l'UCI ; si ce changement survient à la dernière minute, celui-ci doit être communiqué aux agents de contrôle du dopage CADF (coordonnées ci-dessous).*

BYRNE Declan (IRL)

Agent de contrôle du dopage CADF
Téléphone : 00353 86 154 0345

BRANDEWINDER Dierk (GER)

Agent de contrôle du dopage CADF
Téléphone : 0049 174 899 11 66

QUEROUE Philippe (FRA)

Agent de contrôle du dopage CADF
Téléphone : 0033 615209450

LIST OF ENTERED TEAMS / LISTE DES EQUIPES ENGAGEES

AUS	AUSTRALIA / AUSTRALIE
AUT	AUSTRIA / AUTRICHE
AZE	AZERBAIJAN / AZERBAIJAN
BEL	BELGIUM / BELGIQUE
BLR	BELARUS / BIELORUSSIE
BRA	BRAZIL / BRESIL
CAN	CANADA / CANADA
CHN	PEOPLE'S REPUBLIC OF CHINA / REPUBLIQUE POPULAIRE CHINE
COL	COLOMBIA / COLOMBIE
CZE	CZECH REPUBLIC / REPUBLIQUE TCHEQUE
DEN	DENMARK / DANEMARQUE
ESP	SPAIN / ESPAGNE
FRA	FRANCE / FRANCE
GBR	GREAT BRITAIN / GRANDE-BRETAGNE
GER	GERMANY / ALLEMAGNE
GRE	GREECE / GRECE
HKG	HONG KONG CHINA / HONG KONG CHINE
HUN	HUNGARY / HONGRIE
IRL	IRELAND / IRLANDE
ITA	ITALY / ITALIE
JAM	JAMAICA / JAMAIQUE
JPN	JAPAN / JAPON
KOR	KOREA / COREE
LTU	LITHUANIA / LITUANIE
MAS	MALAYSIA / MALAISIE
MEX	MEXICO / MEXIQUE
NED	NETHERLANDS / PAYS-BAS
NOR	NORWAY / NORVEGE
NZL	NEW ZEALAND / NOUVELLE ZELANDE
POL	POLAND / POLOGNE
POR	PORTUGAL / PORTUGALE
RUS	RUSSIAN FEDERATION / FEDERATION RUSSE
SUI	SWITZERLAND / SUISSE
SUR	SURINAME / SURINAME
SVK	SLOVAKIA / SLOVAQUIE
TPE	CHINESE TAIPEI / TAIPEI CHINOIS
TTO	TRINIDAD AND TOBAGO / TRINITE ET TOBAGO
UKR	UKRAINE / UKRAINE
USA	UNITED STATES OF AMERICA / ETATS-UNIS D'AMERIQUE
VEN	VENEZUELA / VENEZUELA
BCC	BEAT CYCLING CLUB
CTF	CYCLING TEAM FRIULI
HUB	HUUB WATTBIKE TEST TEAM
PTM	P2M
RVL	GAZPROM-RUSVELO
TBR	TEAM BREEZE
TIN	TEAM INSPIRED
	51

Men
Entry List By Team / Liste des inscrits par équipes

As of THU 13 DEC 2018

Race Number	Team Name	Event	Team Code	UCI Rider ID
AUS - Australia				
50	GLAETZER Matthew	Individual Sprint, Keirin	AUS	10006894559
AUT - Austria				
53	GRAF Andreas	Madison	AUT	10002931606
54	MATZNER Stefan	Madison	AUT	10007294481
55	MULLER Andreas	Madison	AUT	10002419021
AZE - Azerbaijan				
56	OMELCHENKO Sergii	Keirin	AZE	10006319633
BCC - Beat Cycling Club				
57	BOS Theo	Individual Sprint, Keirin	NED	10050887493
BEL - Belgium				
59	de KETELE Kenny	Team Pursuit, Madison	BEL	10003246753
60	de PAUW Moreno	Team Pursuit, Madison	BEL	10006481196
3	de VYLDER Lindsay	Team Pursuit, Omnium, Madison	BEL	10009009866
61	GHYS Robbe	Team Pursuit, Omnium	BEL	10009991182
62	van den BOSSCHE Fabio	Team Pursuit	BEL	10016485839
BLR - Belarus				
67	NOVIK Uladzislau	Team Sprint, Keirin	BLR	10009049979
68	VERAMCHUK Yauhen	Team Sprint	BLR	10013460853
69	ZAITSAU Artsiom	Team Sprint, Keirin	BLR	10009017243
BRA - Brazil				
70	FREITAS Kacio	Individual Sprint, Keirin	BRA	10008108574
CAN - Canada				
71	BARRETTE Hugo	Individual Sprint, Keirin	CAN	10007212639
5	CAVES Aidan	Omnium	CAN	10008936916
CHN - China				
75	CHEN Zhiwen	Team Pursuit	CHN	10050281851
76	GUO Liang	Team Pursuit	CHN	10015998314
77	GUO Shuai	Team Sprint	CHN	10015339522
78	SHEN Pingan	Team Pursuit	CHN	10009436767
79	XU Chao	Team Sprint, Keirin	CHN	10007947011
80	XU Zhaoliang	Team Pursuit	CHN	10064526606
81	ZHOU Yu	Team Sprint	CHN	10052089586
COL - Colombia				
88	QUINTERO CHAVARRO Kevin Santiago	Individual Sprint, Keirin	COL	10010830840

Men

Entry List By Team / Liste des inscrits par équipes

As of THU 13 DEC 2018

Race Number	Team Name	Event	Team Code	UCI Rider ID
CZE - Czech Republic				
372	BENDA Matej	Time Trial, Team Sprint		10008498796
384	BOUSKA Jiri	Time Trial, Team Sprint		10006188984
91	FANTA Jiri	Team Sprint	CZE	10009175574
387	KANDOVSKY Josef	Time Trial, Team Sprint		10001575929
92	KELEMEN Pavel	Individual Sprint, Keirin	CZE	10006422895
8	PIETRULA Nicolas	Omnium	CZE	10008988648
93	SOJKA David	Team Sprint, Individual Sprint	CZE	10008950858
94	STASTNY Jakub	Team Sprint, Individual Sprint	CZE	10048100765
DEN - Denmark				
98	FREDERIKSEN Oliver Wulff	Team Pursuit, Madison	DEN	10036119144
99	JOHANSEN Julius	Team Pursuit, Omnium, Madison	DEN	10015221102
100	MALMBERG Matias Gunnar	Team Pursuit	DEN	10036503104
10	von FOLSACH Casper	Team Pursuit, Omnium, Madison	DEN	10007509602
ESP - Spain				
101	MARTINEZ CHORRO Alejandro	Team Sprint, Individual Sprint	ESP	10011152354
11	MORA VEDRI Sebastian	Omnium, Madison	ESP	10019037545
102	MORENO SANCHEZ Jose	Team Sprint, Individual Sprint, Keirin	ESP	10007502427
103	PERALTA GASCON Juan	Team Sprint, Individual Sprint, Keirin	ESP	10006552534
104	TORRES BARCELO Albert	Omnium, Madison	ESP	10005934360
FRA - France				
107	COSTEPLANE Aurelien	Team Pursuit	FRA	10009992701
108	GRENGBO Florian	Team Sprint	FRA	10025432875
13	GRONDIN Donavan Vincent	Team Pursuit, Omnium, Madison	FRA	10025923131
109	HELAL Rayan	Team Sprint, Individual Sprint, Keirin	FRA	10015683567
110	LAFARGUE Quentin	Team Sprint, Individual Sprint, Keirin	FRA	10005930724
111	LANDERNEAU Melvin	Team Sprint, Individual Sprint	FRA	10010713329
112	LECAMUS LAMBERT Florentin	Team Pursuit, Madison	FRA	10015329822
113	TABELLION Valentin	Team Pursuit, Madison	FRA	10015907071
114	VAUQUELIN Kevin	Team Pursuit	FRA	10067207644

Men

Entry List By Team / Liste des inscrits par équipes

As of THU 13 DEC 2018

Race Number	Team Name	Event	Team Code	UCI Rider ID
GBR - Great Britain				
353	BALL James	Individual Sprint B		10011088902
	BARNABY STOREY Richard	Individual Sprint B		
389	BJERGFELT William	Time Trial, Team Sprint		10003477937
	BUTTERWORTH MBE Jon-Allan	Team Sprint		10008042896
375	CROSSLEY James	Time Trial		10018660659
385	CUNDY OBE Jody	Time Trial, Team Sprint		10006083702
	DUNHAM Joshua	Individual Sprint B		
354	ELLIS Matthew	Individual Sprint B		10085411514
352	FACHIE MBE Neil	Individual Sprint B		10008434738
386	FAIRFIELD Nicholas	Time Trial		10012736383
355	GARNER Jack	Individual Sprint B		10056376178
	GENEIX Albin	Individual Sprint B		
390	GILDEA Jonathan	Time Trial, Team Sprint		10009367453
381	GRAHAM Finlay	Time Trial		10050564565
120	HAYTER Ethan	Team Pursuit	GBR	10010182051
121	HINDES Philip	Team Sprint, Individual Sprint	GBR	10007499292
122	KENNY Jason	Team Sprint, Individual Sprint	GBR	10004599194
	MITCHELL Pete	Individual Sprint B		
123	OWENS Ryan	Team Sprint, Individual Sprint	GBR	10009316024
357	POPE Alex	Individual Sprint B		10052500020
377	ROBERTSON Matthew	Time Trial, Team Sprint		10023929072
378	ROLFE MBE Louis	Time Trial, Team Sprint		10009368362
	ROTHERHAM Matt	Individual Sprint B		
392	SUMMERS Steve	Time Trial		10065814480
124	TIDBALL William	Team Pursuit	GBR	10023824190
125	TRUMAN Joseph	Team Sprint, Keirin	GBR	10017950943
388	van GASS Jaco	Time Trial		10009368867
126	VERNON Ethan	Team Pursuit	GBR	10023821362
15	WALLS Matthew	Team Pursuit, Omnium, Madison	GBR	10010171038
383	WATSON Benjamin	Time Trial		10061158177
127	WRIGHT Fred	Team Pursuit, Madison	GBR	10015327596
GER - Germany				
134	BANUSCH Richard	Team Pursuit	GER	10010184677
135	BICHLER Timo	Team Sprint	GER	10015171992
136	BOTTICHER Stefan	Team Sprint, Individual Sprint, Keirin	GER	10048325582
137	DIK Calvin	Team Pursuit, Madison	GER	10036179869
138	DORNBACH Maximilian	Individual Sprint	GER	10007779683
139	EILERS Joachim	Team Sprint, Keirin	GER	10006379247
140	GEHRMANN Max	Team Pursuit	GER	10036435002
141	LEVY Maximilian	Team Sprint	GER	10004601723
17	MALCHAREK Moritz	Omnium, Madison	GER	10009975927
370	SENSKA Pierre	Time Trial		10008438172
142	THIELE Kersten	Team Pursuit, Madison	GER	10006897387
143	WOLF Justin	Team Pursuit	GER	10007754324

Men

Entry List By Team / Liste des inscrits par équipes

As of THU 13 DEC 2018

Race Number	Team Name	Event	Team Code	UCI Rider ID
GHA - Ghana				
371	AYISI YAW Ernest	Time Trial		
376	MUMUNI Alem	Time Trial		
GRE - Greece				
19	VOLIKAKIS Christos	Omnium	GRE	10004633247
HKG - Hong Kong, China				
20	CHEUNG King Lok	Omnium, Madison	HKG	10006278106
150	LAW Tsz Chun	Individual Sprint	HKG	10011155990
151	LEUNG Chun Wing	Omnium, Madison	HKG	10007771401
HUB - Huub Wattbike Test Team				
155	ARCHIBALD John	Team Pursuit	GBR	10019151521
156	BIGHAM Daniel	Team Pursuit	GBR	10011080010
157	LAMBIE Ashton	Team Pursuit	USA	10062511430
158	TIPPER Jacob	Team Pursuit	GBR	10010958758
159	WALE Jonathan	Team Pursuit	GBR	10018038142
HUN - Hungary				
22	LOVASSY Krisztian	Omnium	HUN	10004610413
160	SZALONTAY Sandor	Individual Sprint, Keirin	HUN	10007073506
IRL - Ireland				
374	BURNS Chris	Time Trial		
	BYRNE Eamonn	Individual Sprint B		
161	DOWNEY Mark	Madison	IRL	10009513761
162	ENGLISH Felix	Omnium, Madison	IRL	10007513036
356	GORDON Martin	Individual Sprint B		1
23	POTTS Marc	Omnium, Madison	IRL	10010087475
ITA - Italy				
170	BERTAZZO Liam	Team Pursuit	ITA	10006903754
171	CECI Francesco	Keirin	ITA	10006073493
172	LAMON Francesco	Team Pursuit, Omnium, Madison	ITA	10008680672
173	MORO Stefano	Madison	ITA	10010715046
174	PLEBANI Davide	Team Pursuit	ITA	10009184668
175	SCARTEZZINI Michele	Team Pursuit, Madison	ITA	10006891630
25	VIVIANI Elia	Team Pursuit, Omnium	ITA	10005502914
JPN - Japan				
27	HASHIMOTO Eiya	Omnium	JPN	10007832227
KOR - Republic of Korea				
184	IM Jaeyeon	Team Pursuit	KOR	10009468089
185	MIN Kyeongho	Team Pursuit	KOR	10010200744
186	OH Jeseok	Individual Sprint, Keirin	KOR	10010797393
187	PARK Keonwoo	Team Pursuit	KOR	10006407337
188	SHIN Dongin	Team Pursuit	KOR	10008826374

Men

Entry List By Team / Liste des inscrits par équipes

As of THU 13 DEC 2018

Race Number	Team Name	Event	Team Code	UCI Rider ID
LTU - Lithuania				
195	JONAUSKAS Svajunas	Individual Sprint, Keirin	LTU	10009181032
196	LENDEL Vasilijus	Individual Sprint, Keirin	LTU	10009181234
MAS - Malaysia				
199	AWANG Mohd Azizulhasni	Team Sprint, Individual Sprint, Keirin	MAS	10004868370
200	MOHD ZONIS Muhammad Fadhil	Team Sprint	MAS	10010645732
201	SAHROM Muhammad Shah Firdaus	Team Sprint, Individual Sprint, Keirin	MAS	10009150215
MEX - Mexico				
30	PRADO JUAREZ Ignacio	Omnium	MEX	10009023711
NED - Netherlands				
206	BUCHLI Matthijs	Team Sprint, Individual Sprint, Keirin	NED	10006900421
207	HAVIK Yoeri	Madison	NED	10006502014
208	HOOGLAND Jeffrey	Team Sprint, Individual Sprint	NED	10007379761
209	LAVREYSEN Harrie	Team Sprint, Individual Sprint, Keirin	NED	10009535686
210	van den BERG Roy	Team Sprint	NED	10005276578
32	van SCHIP Jan Willem	Omnium, Madison	NED	10008881948
NZL - New Zealand				
216	ARCHBOLD Shane	Madison	NZL	10005506651
217	GATE Aaron	Madison	NZL	10004405501
POL - Poland				
218	BIELECKI Maciej	Team Sprint	POL	10005641037
219	CZUBAK Dawid	Team Pursuit	POL	10010115060
220	KAISER Adrian	Team Pursuit	POL	10014244432
35	KRAWCZYK Szymon	Team Pursuit, Omnium, Madison	POL	10010807093
221	MAKSEL Krzysztof	Team Sprint, Individual Sprint, Keirin	POL	10006902239
222	PSZCZOLARSKI Wojciech	Omnium, Madison	POL	10006903552
223	RUDYK Bartosz	Team Pursuit	POL	10010184172
224	RUDYK Mateusz	Team Sprint, Individual Sprint	POL	10009079382
225	SARNECKI Rafal	Team Sprint, Individual Sprint, Keirin	POL	10005953154
226	STANISZEWSKI Daniel	Team Pursuit, Madison	POL	10009726050
POR - Portugal				
235	DO REGO Miguel	Omnium, Madison	POR	10010783956
236	MARTINGIL Cesar	Madison	POR	10009074736
36	MATIAS Joao	Omnium, Madison	POR	10007815756
PTM - P2m				
237	ARCHAMBAULT Joel	Individual Sprint, Keirin	CAN	10009307435
RUS - Russian Federation				
238	DUBCHENKO Aleksandr	Team Sprint, Individual Sprint, Keirin	RUS	10007772108
239	SHARAPOV Alexander	Team Sprint, Individual Sprint	RUS	10007897295
240	SMIRNOV Alexandr	Madison	RUS	10015769150
38	SVESHNIKOV Kirill	Omnium, Madison	RUS	10006795438
241	TKACHEV Aleksei	Team Sprint, Individual Sprint, Keirin	RUS	10006065817

Men

Entry List By Team / Liste des inscrits par équipes

As of THU 13 DEC 2018

Race Number	Team Name	Event	Team Code	UCI Rider ID
SUI - Switzerland				
	KREBS Herve	Individual Sprint B		
373	BOLLIGER Roger	Time Trial		10008537394
393	IFANGER Patrik	Time Trial		10079618893
247	MARGUET Tristan	Omnium, Madison	SUI	10003301418
40	SCHIR Thery	Omnium, Madison	SUI	10007224258
358	WYNISTORF Christof	Individual Sprint B		10077657473
SUR - Suriname				
249	TJON EN FA Jair	Individual Sprint	SUR	10007891538
TIN - Team Inspired				
255	CARLIN Jack	Individual Sprint, Keirin	GBR	10009967641
TPE - Chinese Taipei				
256	HSIAO Shih Hsin	Keirin	TPE	10006137252
TTO - Trinidad and Tobago				
258	BRAMBLE Keron	Team Sprint, Individual Sprint	TTO	10009307536
259	BROWNE Kwesi	Team Sprint, Keirin	TTO	10009010876
260	PAUL Nicholas	Team Sprint, Individual Sprint, Keirin	TTO	10010821241
261	PHILLIP Njisane	Team Sprint, Individual Sprint	TTO	10006898401
UKR - Ukraine				
43	HRYNIV Vitaliy	Omnium, Madison	UKR	10009033310
262	SHCHERBAN Vladyslav	Omnium, Madison	UKR	10011145280
263	VYNOKUROV Andrii	Individual Sprint, Keirin	UKR	10002418415
USA - United States				
380	BERENYI Joseph	Time Trial, Team Sprint		10008541337
382	KIMBALL Jason	Time Trial, Team Sprint		10008544872
391	MURPHY Christopher	Time Trial, Team Sprint		10009541649
VEN - Venezuela				
274	CANELON Hersony	Team Sprint, Individual Sprint, Keirin	VEN	10004717719
275	MARCANO Cesar	Team Sprint, Individual Sprint	VEN	10004720143
46	PULGAR Angel	Omnium	VEN	10005511301
276	QUINTERO MALDONADO Gabriel Angel	Team Sprint	VEN	10010726564

Women
Entry List By Team / Liste des inscrits par équipes

As of THU 13 DEC 2018

Race Number	Team Name	Event	Team Code	UCI Rider ID
AUS - Australia				
1	CURE Amy	Omnium, Madison	AUS	10006274668
51	EDMONDSON Annette	Madison	AUS	10006180193
52	MORTON Stephanie	Individual Sprint, Keirin	AUS	10006289624
AUT - Austria				
2	EBERHARDT Verena	Omnium	AUT	10008670770
BCC - Beat Cycling Club				
58	DEGRENEDELE Nicky	Individual Sprint, Keirin	BEL	10009134956
BEL - Belgium				
63	BOSSUYT Shari	Team Pursuit	BEL	10015334872
64	CROKET Gilke	Team Pursuit	BEL	10007077647
65	D'HOORE Jolien	Team Pursuit, Madison	BEL	10004779050
66	DOM Annelies	Team Pursuit, Omnium, Madison	BEL	10007860014
4	KOPECKY Lotte	Team Pursuit, Omnium, Madison	BEL	10007350459
CAN - Canada				
6	BEVERIDGE Allison	Omnium, Madison	CAN	10007211528
72	GENEST Lauriane	Team Sprint, Individual Sprint, Keirin	CAN	10011157206
73	ROORDA Stephanie	Omnium, Madison	CAN	10003299802
74	WALSH Amelia	Team Sprint, Individual Sprint, Keirin	CAN	10006640036
CHN - China				
82	CHEN Qiaolin	Team Pursuit	CHN	10010041403
83	HUANG Zhilin	Team Pursuit	CHN	10023483680
84	LIN Junhong	Team Sprint	CHN	10006401172
85	LIU Jiali	Team Pursuit, Omnium	CHN	10010915110
86	WANG Hong	Team Pursuit	CHN	10010857920
7	WANG Xiaofei	Team Pursuit, Omnium	CHN	10062018649
87	ZHONG Tianshi	Team Sprint, Individual Sprint, Keirin	CHN	10006899613
COL - Colombia				
89	BAYONA PINEDA Martha	Individual Sprint, Keirin	COL	10009040279
CTF - Cycling Team Friuli				
90	ANDREOTTI Maila	Keirin	ITA	10009062006
CZE - Czech Republic				
95	HOCHMANN Lucie	Madison	CZE	10006602246
96	KANKOVSKA Sara	Individual Sprint, Keirin	CZE	10010167402
9	KOHOUTKOVA Katerina	Omnium, Madison	CZE	10010777791
97	MACHACOVA Jarmila	Omnium, Madison	CZE	10004738937
ESP - Spain				
105	CALVO BARBERO Tania	Team Sprint, Individual Sprint, Keirin	ESP	10006604771
106	CASAS ROIGE Helena	Team Sprint, Individual Sprint, Keirin	ESP	10004616877
12	USABIAGA BALERDI Irene	Omnium	ESP	10007502023

Women

Entry List By Team / Liste des inscrits par équipes

As of THU 13 DEC 2018

Race Number	Team Name	Event	Team Code	UCI Rider ID
FRA - France				
115	BERTEAU Victoire	Team Pursuit, Madison	FRA	10015338916
14	BERTHON Laurie	Team Pursuit, Omnium, Madison	FRA	10006464426
116	CLAIR Sandie	Team Sprint, Individual Sprint, Keirin	FRA	10004617988
117	FORTIN Valentine	Team Pursuit, Omnium	FRA	10015339017
118	GROS Mathilde	Team Sprint, Individual Sprint, Keirin	FRA	10015528367
119	le NET Marie	Team Pursuit, Madison	FRA	10023522278
367	PATOUILLET Marie	Time Trial		10072127362
362	RIBAUT Christelle	Time Trial		10001571582
GBR - Great Britain				
128	ARCHIBALD Katie	Team Pursuit, Madison	GBR	10008789695
16	BARKER Elinor	Team Pursuit, Omnium, Madison	GBR	10008091194
129	BATE Lauren	Team Sprint, Individual Sprint, Keirin	GBR	10014178552
363	CASS Amelia	Time Trial		1
366	COX MBE Kadeena	Time Trial, Team Sprint		10009908835
130	DICKINSON Eleanor	Team Pursuit	GBR	10010170634
131	EVANS Neah	Team Pursuit	GBR	10010781532
364	GIGLIA MBE Megan	Time Trial, Team Sprint		10009901054
132	KENNY Laura	Team Pursuit, Omnium, Madison	GBR	10007189300
133	MARCHANT Katy	Team Sprint, Individual Sprint, Keirin	GBR	10009195883
	SCOTT Helen	Individual Sprint B		
368	STOREY Dame Sarah	Time Trial, Team Sprint		10004882316
351	THORNHILL MBE Sophie	Individual Sprint B		10009542659
360	TOFT Katie	Time Trial		10009368766
GER - Germany				
144	EBERT Michaela	Team Pursuit, Omnium, Madison	GER	10009090294
145	GRABOSCH Pauline Sophie	Team Sprint, Individual Sprint, Keirin	GER	10010169624
146	HINZE Emma	Team Sprint, Individual Sprint, Keirin	GER	10010652196
147	PALLER Tatjana	Team Pursuit	GER	10008688857
365	SCHINDLER Denise	Time Trial		10008437869
148	SUSSEMILCH Laura	Team Pursuit, Madison	GER	10009081204
18	TEUTENBERG Lea Lin	Team Pursuit, Omnium, Madison	GER	10016000536
149	WELTE Miriam	Team Sprint	GER	10003100950
HKG - Hong Kong, China				
152	LEE Hoi Yan Jessica	Team Sprint, Individual Sprint, Keirin	HKG	10066087191
153	LI Yin Yin	Team Sprint, Individual Sprint	HKG	10010797696
154	PANG Yao	Omnium, Madison	HKG	10008689059
21	YANG Qianyu	Omnium, Madison	HKG	10008999055

Women

Entry List By Team / Liste des inscrits par équipes

As of THU 13 DEC 2018

Race Number	Team Name	Event	Team Code	UCI Rider ID
IRL - Ireland				
163	BOYLAN Lydia	Omnium, Madison	IRL	10008975716
164	GRIFFIN Mia	Team Pursuit	IRL	10062151116
165	HUGHES Hilary	Team Pursuit	IRL	10062862549
24	McCURLEY Shannon	Omnium, Madison	IRL	10007056631
166	MURPHY Kelly	Team Pursuit	IRL	10015835030
167	SHARPE Alice	Team Pursuit	IRL	10016236063
168	STEWART Robyn	Individual Sprint, Keirin	IRL	10018638431
169	WALSH Orla	Team Pursuit	IRL	10016235255
ITA - Italy				
176	BALSAMO Elisa	Team Pursuit, Madison	ITA	10010182657
177	BISSOLATI Elena	Team Sprint	ITA	10010713935
26	CONFALONIERI Maria Giulia	Team Pursuit, Omnium, Madison	ITA	10007278822
178	FRAPPORTI Simona	Team Pursuit	ITA	10005497254
179	GUAZZINI Vittoria	Team Pursuit, Omnium, Madison	ITA	10015339118
180	VALSECCHI Silvia	Team Pursuit	ITA	10002526125
181	VECE Miriam	Team Sprint, Individual Sprint, Keirin	ITA	10010714137
JAM - Jamaica				
182	PALMER Dahlia	Keirin	JAM	10045952924
JPN - Japan				
183	FURUYAMA Kie	Omnium, Madison	JPN	10010800124
28	KAJIHARA Yumi	Omnium, Madison	JPN	10009668658
KOR - Republic of Korea				
189	KIM Hyunji	Team Pursuit	KOR	10015975476
190	KIM Soohyun	Team Sprint	KOR	10010801134
191	KIM Youri	Team Pursuit	KOR	10007890023
192	LEE Hyejin	Team Sprint, Individual Sprint, Keirin	KOR	10007209609
193	LEE Jumi	Team Pursuit	KOR	10005601732
194	NA Ahreum	Team Pursuit	KOR	10006136646
LTU - Lithuania				
29	BALEISYTE Olivija	Omnium	LTU	10010807905
197	KRUPECKAITE Simona	Team Sprint, Individual Sprint, Keirin	LTU	10002501368
198	MAROZAITE Migle	Team Sprint, Individual Sprint, Keirin	LTU	10010640880
MEX - Mexico				
202	ARREOLA NAVARRO Sofia	Madison	MEX	10006501105
203	GAXIOLA GONZALEZ Luz Daniela	Team Sprint, Individual Sprint, Keirin	MEX	10006904461
204	SALAZAR VALLES Jessica	Team Sprint, Individual Sprint	MEX	10008167986
31	SALAZAR VAZQUEZ Lizbeth Yareli	Omnium, Madison	MEX	10009196590
205	VERDUGO OSUNA Yuli Paola	Team Sprint, Individual Sprint	MEX	10009727767

Women

Entry List By Team / Liste des inscrits par équipes

As of THU 13 DEC 2018

Race Number	Team Name	Event	Team Code	UCI Rider ID
NED - Netherlands				
211	BRASPENNINCX Shanne	Team Sprint, Individual Sprint, Keirin	NED	10007618524
212	LAMBERINK Kyra	Team Sprint	NED	10009125458
361	NORBRUIS Alyda	Time Trial		10008471114
213	PIETERS Amy	Omnium, Madison	NED	10004779252
214	van de WOUW Hetty	Team Sprint, Individual Sprint	NED	10010644015
215	van RIESSEN Laurine	Individual Sprint, Keirin	NED	10010579448
33	WILD Kirsten	Omnium, Madison	NED	10002919175
NOR - Norway				
34	STENBERG Anita Yvonne	Omnium	NOR	10008956114
POL - Poland				
227	JAGODZINSKA Julita	Team Sprint, Individual Sprint	POL	10010640981
228	KACZKOWSKA Justyna	Team Pursuit	POL	10010945725
229	KARWACKA Marlena	Team Sprint, Individual Sprint, Keirin	POL	10010098589
230	los Urszula	Team Sprint, Individual Sprint, Keirin	POL	10007793326
231	PIETRZAK Lucja	Team Pursuit	POL	10008690271
232	PIKULIK Daria	Team Pursuit, Madison	POL	10009988556
233	PIKULIK Wiktoria	Team Pursuit, Madison	POL	10010201148
234	PLOSAJ Nikol	Team Pursuit, Madison	POL	10009232966
POR - Portugal				
37	MARTINS Maria	Omnium	POR	10015577574
RUS - Russian Federation				
242	ANTONOVA Natalia	Team Sprint, Individual Sprint	RUS	10009045636
243	AUGUSTINAS Evgenia	Omnium, Madison	RUS	10004623244
39	BADYKOVA Gulnaz	Omnium, Madison	RUS	10007739974
244	GNIDENKO Ekaterina	Team Sprint, Individual Sprint, Keirin	RUS	10006462305
RVL - Gazprom-Rusvelo				
245	ROGOVAYA Ekaterina	Team Sprint	RUS	10050548094
246	SHMELEVA Daria	Team Sprint, Individual Sprint, Keirin	RUS	10007272455
SUI - Switzerland				
248	SEITZ Aline	Omnium, Madison	SUI	10009548319
41	WALDIS Andrea	Omnium, Madison	SUI	10007708551
SVK - Slovakia				
42	MEDVEDOVA Tereza	Omnium	SVK	10008625607
TBR - Team Breeze				
250	DOCHERTY Anna	Team Pursuit	GBR	10023904420
251	HOLL Jenny	Team Pursuit	GBR	10015483911
252	KNIGHT Josie	Team Pursuit	GBR	10009762224
253	RAYBOULD Rebecca	Team Pursuit	GBR	10010813460
254	ROBERTS Jessica	Team Pursuit	GBR	10015331438
TPE - Chinese Taipei				
257	WANG Tzu Chun	Keirin	TPE	10011088393

Women

Entry List By Team / Liste des inscrits par équipes

As of THU 13 DEC 2018

Race Number	Team Name	Event	Team Code	UCI Rider ID
UKR - Ukraine				
264	BASOVA Liubov	Team Sprint, Individual Sprint, Keirin	UKR	10004594447
265	KLIACHINA Oksana	Team Pursuit, Madison	UKR	10010746570
266	KONONENKO Valeriya	Team Pursuit	UKR	10003836534
44	NAHIRNA Anna	Team Pursuit, Omnium, Madison	UKR	10005510994
267	SOLOVEI Ganna	Team Pursuit, Madison	UKR	10006645995
268	STARIKOVA Olena	Team Sprint, Individual Sprint	UKR	10009233370
USA - United States				
269	BIRCH Christina	Team Pursuit, Madison	USA	10008991678
270	CATLIN Kelly	Team Pursuit	USA	10009726353
271	GEIST Kimberly	Team Pursuit, Omnium, Madison	USA	10004625466
272	RYAN Kendall	Madison	USA	10006655392
45	VALENTE Jennifer	Team Pursuit, Omnium	USA	10007895881
273	WHITE Emma	Team Pursuit	USA	10009354319

13-16 December 2018

Competition Schedule / Programme des compétitions

As of THU 13 DEC 2018

Date	Session Time	Duration Time	Event
THU 13 DEC	18:00 / 20:23	81	Women's Team Pursuit Qualifying
		62	Men's Team Pursuit Qualifying

Note:
Schedule subject to change.

Competition Schedule / Programme des compétitions

As of THU 13 DEC 2018

Date	Session Time	Duration Time	Event
FRI 14 DEC	11:00 / 15:50	34	Mixed Para B Sprint Qualifying
		23	Mixed Para C1-5 Team Sprint Qualifying
		30	Women's Team Pursuit First Round
		17	Mixed B Sprint Quarterfinals
		28	Men's Team Pursuit First Round
		9	Mixed B Sprint Semifinals - Race 1
		24	Women's Team Sprint Qualifying
		9	Mixed B Sprint Semifinals - Race 2
		9	Women's Para C1-3 500m Time Trial Final
		6	Women's Para C4-5 500m Time Trial Final
		24	Men's Team Sprint Qualifying
		5	Mixed B Sprint Semifinals - Decider
		25	Men's Para C1-3 1km Time Trial Final
		18	Men's Para C4-5 1Km Time Trial Final
	5	Women's Para C1-3 500m Time Trial, Victory Ceremony	
	5	Women's Para C4-5 500m Time Trial, Victory Ceremony	
	9	Mixed Para B Sprint Finals 7-8 & 5-6	
	5	Men's Para C1-3 1km Time Trial, Victory Ceremony	
	5	Men's Para C4-5 1Km Time Trial, Victory Ceremony	
	19:00 / 21:33	9	Mixed B Sprint Finals - Race 1
		11	Women's Team Sprint First Round
		9	Mixed B Sprint Finals - Race 2
		17	Women's Team Pursuit Finals
		5	Mixed B Sprint Finals - Decider
		13	Men's Team Sprint First Round
		8	Women's Team Pursuit, Victory Ceremony
		8	Mixed Para B Sprint, Victory Ceremony
		16	Men's Team Pursuit Finals
		9	Mixed Para C1-5 Team Sprint Finals
		8	Women's Team Sprint Finals
		8	Men's Team Pursuit, Victory Ceremony
		8	Mixed Para C1-5 Team Sprint, Victory Ceremony
		8	Men's Team Sprint Finals
		8	Women's Team Sprint, Victory Ceremony
8		Men's Team Sprint, Victory Ceremony	

Note:
Schedule subject to change.

Competition Schedule / Programme des compétitions

As of SAT 15 DEC 2018

Date	Session Time	Duration Time	Event
SAT 15 DEC	11:30 / 15:14	44	Women's Sprint Qualifying
		17	Women's Omnium Scratch Race 1\4
		38	Women's Sprint 1/16 Finals
		18	Men's Keirin First Round
		25	Women's Sprint 1/8 Finals
		18	Men's Keirin First Round Repechage
		16	Women's Sprint Quarterfinals - Race 1
		16	Women's Omnium Tempo Race 2\4
		18	Women's Sprint Quarterfinals - Race 2
		10	Sport Presentation (if required)
		4	Women's Sprint Quarterfinals - Decider
	18:00 / 21:10	8	Women's Sprint Semifinals - Race 1
		17	Women's Omnium Elimination Race 3\4
		8	Women's Sprint Semifinals - Race 2
		9	Men's Keirin Second Round
		4	Women's Sprint Semifinals - Decider
		42	Men's Madison Final
		12	Men's Keirin Finals
		10	Women's Sprint Finals - Race 1
		8	Men's Madison, Victory Ceremony
		8	Men's Keirin, Victory Ceremony
		10	Women's Sprint Finals - Race 2
		32	Women's Omnium Points Race 4\4
		6	Women's Sprint Finals - Decider
		8	Women's Omnium, Victory Ceremony
		8	Women's Sprint, Victory Ceremony

Note:
Schedule subject to change.

Competition Schedule / Programme des compétitions

As of SAT 15 DEC 2018

Date	Session Time	Duration Time	Event
SUN 16 DEC	9:00 / 12:51	47	Men's Sprint Qualifying
		18	Men's Omnium Scratch Race 1\4
		38	Men's Sprint 1/16 Finals
		18	Women's Keirin First Round
		25	Men's Sprint 1/8 Finals
		20	Women's Keirin First Round Repechage
		16	Men's Sprint Quarterfinals - Race 1
		17	Men's Omnium Tempo Race 2\4
		18	Men's Sprint Quarterfinals - Race 2
		10	Sport Presentation (if required)
		4	Men's Sprint Quarterfinals - Decider
	15:00 / 18:15	10	Men's Sprint Semifinals - Race 1
		19	Men's Omnium Elimination Race 3\4
		8	Men's Sprint Semifinals - Race 2
		9	Women's Keirin Second Round
		4	Men's Sprint Semifinals - Decider
		32	Women's Madison Final
		12	Women's Keirin Finals
		10	Men's Sprint Finals - Race 1
		8	Women's Madison, Victory Ceremony
		8	Women's Keirin, Victory Ceremony
		10	Men's Sprint Finals - Race 2
		35	Men's Omnium Points Race 4\4
		6	Men's Sprint Finals - Decider
		8	Men's Omnium, Victory Ceremony
		8	Men's Sprint, Victory Ceremony
		8	World Cup Round Winner

Note:
Schedule subject to change.

Men's Keirin / Keirin Hommes First Round / 1er tour de competition

BARRETTE Hugo (CAN) UCI ID 10007212639 Relegation : for not holding his line during the final sprint (C1)

BARRETTE Hugo (CAN) UCI ID 10007212639 Declassement : pour avoir quitte sa ligne pendant le sprint final (c1)

AWANG Mohd Azizulhasni (MAL) UCI ID 10004868370 Relegation: for entering the sprinter's lane when the opponent was already there (C8)

AWANG Mohd Azizulhasni (MAL) UCI ID 10004868370 Declassement : pour etre entre dans le couloir des sprinters alors que son adversaire s'y trouvait deja (C8)

Womens Sprint / Vitesse Femmes 1/8th Final / 1/8 Fianale

LEE Hyejin (KOR) UCI ID 10007209609 Relegation : for irregular movement to prevent her opponent from passing (C5)

LEE Hyejin (KOR) UCI ID 10007209609 Declassement : pour manoeuvre illcite, faite pour empecher son adversaire de passer (C5)

Women's Omnium Elimination 3 / Omnium 3 Elimination Femmes

KAJIHARA Yumi (JPN) UCI ID 10009668658 Warning : for deliberately riding on the blue band during the race (A3)

KAJIHARA Yumi (JPN) UCI ID 10009668658 Advertissement : pour passage volontaire sur la cote d'azur au cours de l'epreuve

Men's Madison / Madison Hommes

WALLS Matthew UCI ID 10010171038 WRIGHT Fred UCI ID 10015327596

Warning : for causing the crash of their opponent (A15)

WALLS Matthew UCI ID 10010171038 WRIGHT Fred UCI ID 10015327596

Pour avoir gene son adversaire

THE COMMISSAIRES'S PANEL / LE COLLÈGE DES COMMISSAIRES

14-16 December 2018

Communiqué no 12

Men's Sprint / Vitesse Hommes ¼ Finals

NICHOLAS Paul (TTO) UCI ID 10009010876 Relegation : for irregular movement to prevent his opponent from passing (C5)

NICHOLAS Paul (TTO) UCI ID 10009010876 Declassement : pour manoeuvre illicite, faite pour empecher son adversaire de passer (C5)

Men's Omnium / Omnium Hommes Rd 3 Elimination

PIETRULA Nicolas (CZE) UCI ID 10008988648 Fine : SF100 for failure to obey commissaires instructions

PIETRULA Nicolas (CZE) UCI ID 10008988648 Fine : SF100 pour avoir ignore les instructions des commissaires

Women's Madison / Madison Femmes

USA GEIST Kimberly (USA) UCI ID 10004625466 RYAN Kendall UCI ID 10006655392

Warning : for causing the crash of their opponents (A15)

THE COMMISSAIRES'S PANEL / LE COLLÈGE DES COMMISSAIRES

Page 1/2

TITLE SPONSOR



LOCAL ORGANISERS



LOTTERY FUNDED



MAIN SPONSOR



Medallists by Event / Médaillé(e)s par épreuve

As of SUN 16 DEC 2018 at 17:53

AFTER 12 OF 12 EVENTS

Event	Date	Medal	Name	Team Code
Men's Omnium	16 DEC 2018	GOLD	WALLS Matthew	GBR
		SILVER	PRADO JUAREZ Ignacio	MEX
		BRONZE	VIVIANI Elia	ITA
Men's Sprint	16 DEC 2018	GOLD	LAVREYSEN Harrie	NED
		SILVER	GLAETZER Matthew	AUS
		BRONZE	HOOGLAND Jeffrey	NED
Women's Keirin	16 DEC 2018	GOLD	MORTON Stephanie	AUS
		SILVER	SHMELEVA Daria	RVL
		BRONZE	LOS Urszula	POL
Women's Madison	16 DEC 2018	GOLD	ARCHIBALD Katie KENNY Laura	GBR
		SILVER	CURE Amy EDMONDSON Annette	AUS
		BRONZE	D'HOORE Jolien KOPECKY Lotte	BEL
Women's Omnium	15 DEC 2018	GOLD	WILD Kirsten	NED
		SILVER	VALENTE Jennifer	USA
		BRONZE	BEVERIDGE Allison	CAN
Men's Keirin	15 DEC 2018	GOLD	BUCHLI Matthijs	NED
		SILVER	AWANG Mohd Azizulhasni	MAS
		BRONZE	BOS Theo	BCC
Women's Sprint	15 DEC 2018	GOLD	MORTON Stephanie	AUS
		SILVER	HINZE Emma	GER
		BRONZE	van RIESSSEN Laurine	NED
Men's Madison	15 DEC 2018	GOLD	JOHANSEN Julius von FOLSACH Casper	DEN
		SILVER	WRIGHT Fred WALLS Matthew	GBR
		BRONZE	TORRES BARCELO Albert MORA VEDRI Sebastian	ESP
Men's Team Sprint	14 DEC 2018	GOLD	BUCHLI Matthijs LAVREYSEN Harrie van den BERG Roy HOOGLAND Jeffrey	NED
		SILVER	HINDES Philip OWENS Ryan TRUMAN Joseph KENNY Jason	GBR
		BRONZE	BICHLER Timo EILERS Joachim LEVY Maximilian	GER

Medallists by Event / Médailié(e)s par épreuve

As of SUN 16 DEC 2018 at 17:53

AFTER 18 OF 12 EVENTS

Event	Date	Medal	Name	Team Code
Women's Team Sprint	14 DEC 2018	GOLD	LIN Junhong ZHONG Tianshi	CHN
		SILVER	HINZE Emma WELTE Miriam GRABOSCH Pauline Sophie	GER
		BRONZE	LAMBERINK Kyra BRASPENNINCX Shanne van de WOUW Hetty	NED
Men's Team Pursuit	14 DEC 2018	GOLD	ARCHIBALD John BIGHAM Daniel LAMBIE Ashton WALE Jonathan	HUB
		SILVER	de VYLDER Lindsay de KETELE Kenny GHYS Robbe van den BOSSCHE Fabio	BEL
		BRONZE	WALLS Matthew TIDBALL William VERNON Ethan WRIGHT Fred HAYTER Ethan	GBR
Women's Team Pursuit	14 DEC 2018	GOLD	ARCHIBALD Katie DICKINSON Eleanor EVANS Neah KENNY Laura BARKER Elinor	GBR
		SILVER	BIRCH Christina CATLIN Kelly GEIST Kimberly WHITE Emma VALENTE Jennifer	USA
		BRONZE	BALSAMO Elisa FRAPPORTI Simona GUAZZINI Vittoria VALSECCHI Silvia	ITA

Note:

All riders who competed for a team in any phase are listed on this output.

Medal Standings / Classement des médailles

As of SUN 16 DEC 2018 at 17:53

AFTER 12 OF 12 EVENTS

Rank	Team Code	Men				Women				Total				Rank by Total
		G	S	B	Tot.	G	S	B	Tot.	G	S	B	Tot.	
1	NED - Netherlands	3		1	4	1		2	3	4		3	7	1
2	GBR - Great Britain	1	2	1	4	2			2	3	2	1	6	2
3	AUS - Australia		1		1	2	1		3	2	2		4	3
4	CHN - China					1			1	1			1	=6
4	DEN - Denmark	1			1					1			1	=6
4	HUB - Huub Wattbike Test Team	1			1					1			1	=6
7	GER - Germany			1	1		2		2		2	1	3	4
8	USA - United States						2		2		2		2	=5
9	BEL - Belgium		1		1			1	1		1	1	2	=5
10	MAS - Malaysia		1		1						1		1	=6
10	MEX - Mexico		1		1						1		1	=6
10	RVL - Gazprom-Rusvelo						1		1		1		1	=6
13	ITA - Italy			1	1			1	1			2	2	=5
14	BCC - Beat Cycling Club			1	1							1	1	=6
14	CAN - Canada							1	1			1	1	=6
14	ESP - Spain			1	1							1	1	=6
14	POL - Poland							1	1			1	1	=6
Total:		6	6	6	18	6	6	6	18	12	12	12	36	

Note:

Rank by Total is calculated by the total number of gold, silver and bronze medals.

Legend:

=	Equal sign indicates that two or more Team Codes share the same rank by total	B	Bronze
G	Gold	Tot.	Total
S	Silver		

Team World Cup Standings / Classement coupe du monde par équipes

As of SUN 16 DEC 2018

Event No 1	Saint-Quentin-en-Yvelines (FRA)	19-21 OCT 2018
Event No 2	Milton (CAN)	26-28 OCT 2018
Event No 3	Berlin (GER)	30 NOV-2 DEC 2018
Event No 4	London (GBR)	14-16 DEC 2018
Event No 5	Cambridge (NZL)	18-20 JAN 2019
Event No 6	Hong-Kong (HKG)	25-27 JAN 2019

Rank	Name	Team Code	Event No 1	Event No 2	Event No 3	Event No 4	Event No 5	Event No 6	Total Points
1	Great Britain	GBR	6837.5	6251.0	5876.0	6526.0			25490.5
2	Germany	GER	5415.0	4991.0	5885.0	4190.0			20481.0
3	Netherlands	NED	4636.0	3225.0	5360.0	4500.0			17721.0
4	Australia	AUS	6315.0	3375.0	5225.0	2475.0			17390.0
5	France	FRA	5435.0	5687.5	1975.0	3840.0			16937.5
6	Poland	POL	4839.5	3132.0	3484.5	3844.5			15300.5
7	Italy	ITA	4551.0	2978.0	3435.0	3190.0			14154.0
8	Russian Federation	RUS	3740.0	3235.0	3423.5	1305.5			11704.0
9	Ukraine	UKR	3876.0	1805.0	2725.0	2016.0			10422.0
10	Denmark	DEN	3055.0	2530.0	2800.0	1500.0			9885.0
11	New Zealand	NZL	5060.0	4588.5		225.0			9873.5
12	Canada	CAN	275.0	3796.0	3227.0	1720.0			9018.0
13	Belgium	BEL	2110.0	1625.0	2260.0	2985.0			8980.0
14	Spain	ESP	2355.5	2340.5	2272.0	1964.5			8932.5
15	China	CHN	1207.0	656.0	2522.5	2837.5			7223.0
16	Lithuania	LTU	2021.0	1616.0	1626.0	1362.0			6625.0
17	Ireland	IRL	2120.0	1511.0	1265.0	1650.0			6546.0
18	United States	USA	170.0	3476.0	1450.0	1350.0			6446.0
19	Belarus	BLR	2970.0	1515.0	1170.0	427.5			6082.5
20	Gazprom-Rusvelo	RVL	1787.5	1126.0	1930.0	1050.0			5893.5
21	Czech Republic	CZE	1509.5	1454.5	1896.0	1029.5			5889.5
22	Switzerland	SUI	1710.0	1830.0	975.0	835.0			5350.0
23	Hong Kong, China	HKG	2077.0	1787.0	561.0	652.0			5077.0
24	Japan	JPN	576.0	2141.0	1682.0	530.0			4929.0
25	Beat Cycling Club	BCC	555.0	1350.0	1912.5	1020.0			4837.5
26	Mexico	MEX		1786.0	1216.0	1256.0			4258.0
27	Huub Wattbike Test Team	HUB	940.0	1010.0	1000.0	1000.0			3950.0
28	Republic of Korea	KOR			1781.0	2135.0			3916.0
29	Colombia	COL	723.5	1004.5	815.0	1035.0			3578.0
30	Malaysia	MAS	764.5	685.5	794.5	1020.0			3264.5
31	Austria	AUT	1585.0	275.0	400.0	420.0			2680.0
32	Trinidad and Tobago	TTO			842.5	1260.0			2102.5
33	Greece	GRE	805.0	400.0	375.0	375.0			1955.0
34	Portugal	POR	985.0		405.0	385.0			1775.0
35	P2m	PTM		1431.0	51.0	121.0			1603.0
36	Kazakhstan	KAZ	712.0		859.5				1571.5
37	Track-Team Brandenburg	TTB	525.0		910.0				1435.0
38	Hungary	HUN	565.0	290.0	201.0	260.0			1316.0
39	Dream Seeker	DSR	475.0	255.0	480.0				1210.0
40	Japan Professional Cyclist Association	JPC	501.0	485.0	191.0				1177.0
41	Norway	NOR	370.0	250.0	225.0	100.0			945.0
42	Giant-Max Success Sports Pro Cycling	MSP	210.0	265.0	101.0	315.0			891.0
43	Slovakia	SVK	340.0	425.0	110.0				875.0

Team World Cup Standings / Classement coupe du monde par équipes

As of SUN 16 DEC 2018

Rank	Name	Team Code	Event No 1	Event No 2	Event No 3	Event No 4	Event No 5	Event No 6	Total Points
44	Venezuela	VEN	326.0		221.0	287.0			834.0
45	Team Breeze	TBR				750.0			750.0
46	Suriname	SUR	250.0	146.0	1.0	325.0			722.0
47	Chinese Taipei	TPE			485.0	160.0			645.0
48	Team Inspired	TIN			395.0	205.0			600.0
49	Eustrak-Euskadi	EUS	420.0						420.0
50	Brazil	BRA	191.0	81.0	51.0	81.0			404.0
51	Barbados	BAR	235.0	150.0					385.0
52	Lokosphinx	LOK			380.0				380.0
53	Argentina	ARG	195.0	175.0					370.0
54	Maloja Pushbikers	MPB	310.0						310.0
55	Cycling Team Friuli	CTF	82.0		51.0	175.0			308.0
56	Marathon-Tula Cycling Team	MCT		80.0	220.0				300.0
57	India	IND			266.0				266.0
58	Singapore	SIN	170.0	90.0					260.0
59	T°Red Factory Racing Team	TRD	176.0						176.0
60	Jamaica	JAM		80.0		80.0			160.0
61	South Africa	RSA	3.0	81.0					84.0
62	Team Drive Phase Sport	DPS		80.0					80.0
63	Egypt	EGY			80.0				80.0
64	Azerbaijan	AZE	1.0	1.0	50.0	1.0			53.0
65	Algeria	ALG	50.0						50.0

Number of Entries by Team / Nombre d'inscrits par équipes

As of 16 DEC 2018

Team Code	Men									Women									Total Riders		
	Ind. Sprint	Keirin	Omnium	Team Sprint	Team Pursuit	Madison	Time Trial C	Time Trial C	Riders	Ind. Sprint	Keirin	Omnium	Team Sprint	Team Pursuit	Madison	Time Trial C	Time Trial C	Ind. Sprint B		Team Sprint C	Riders
AUS	1	1							1	1	1	1			2					3	4
AUT						2			2			1								1	3
AZE		1							1												1
BCC	1	1							1	1	1									1	2
BEL			1		4	2			5			1		4	2					5	10
BLR		1		3					3												3
BRA	1	1							1												1
CAN	1	1	1						2	2	1	1	2		2					4	6
CHN		1		3	4				7	1	1	1	2	4						6	13
COL	1	1							1	1	1									1	2
CTF											1									1	1
CZE	2	1	1	3					5	1	1	1			2					4	9
DEN			1		4	2			4												4
ESP	2	1	1	3		2			5	2	1	1	2							3	8
FRA	2	1	1	4	4	2			9	1	1	1	2	4	2	1	1			8	17
GBR	2	1	1	4	5	2	5	6	28	2	1	1	2	5	2	3	2	5	9	12	40
GER	2	1	1	3	4	2	1		11	2	1	1	3	4	2	1				8	19
GHA							1		1												1
GRE			1						1												1
HKG	1		1			2			3	2	1	1	2		2					4	7
HUB					4				4												4
HUN	1	1	1						2												2
IRL			1			2	1		5	1	1	1		4	2			1		7	12
ITA		1	1		5	2			6	1	1	1	2	4	2					7	13
JAM											1									1	1
JPN			1						1			1			2					2	3
KOR	1	1			4				5	1	1		2	4						6	11
LTU	2	1							2	2	1	1	2							3	5
MAS	2	1		3					3												3
MEX			1						1	2	1	1	2		2					5	6
NED	2	1	1	4		2			6	2	1	1	3		2	1				7	13
NOR												1								1	1
NZL						2			2												2
POL	2	1	1	4	4	2			10	2	1		2	4	2					8	18
POR			1			2			3			1								1	4
PTM	1	1							1												1
RUS	2	1	1	3		2			5	1	1	1	2		2					4	9
RVL										1	1		2							2	2
SUI			1			2	1	1	5			1			2			1		2	7
SUR	1								1												1
SVK												1								1	1
TBR														4						4	4
TIN	1	1							1												1
TPE		1							1		1									1	2
TTO	2	1		3					3												3
UKR	1	1	1			2			3	2	1	1	2	4	2					6	9
USA							2	1	3			1		5	2				3	6	9
VEN	1	1		3					3												3
Total	35	27	21	43	42	34	11	8	167	31	24	24	34	50	36	6	3	7	12	135	302

INDEX OF COMMUNIQUE'S BY EVENT

LONDON

Event / Epreuves		Description		Report	No.
GENERAL COMMUNIQUE'S / COMMUNIQUE'S GENERAUX					
College of Commissaires	<i>Collège des Commissaires</i>	UCI Technical Officials	<i>Officiels Techniques de l'UCI</i>	Information	1
College of Commissaires	<i>Collège des Commissaires</i>	General Information	<i>Informations Générales</i>	Information	2
College of Commissaires	<i>Collège des Commissaires</i>	Technical Information	<i>Informations Techniques</i>	Information	3
College of Commissaires	<i>Collège des Commissaires</i>	Antidoping Control	<i>Contrôle Anti-dopage</i>	Information	4
College of Commissaires	<i>Collège des Commissaires</i>	List of Entered Teams	<i>Liste des Equipes Engagées</i>	Information	5
College of Commissaires	<i>Collège des Commissaires</i>	Entry List by Team - Men	<i>Liste des Inscrits par Equipes - Hommes</i>	Information	6
College of Commissaires	<i>Collège des Commissaires</i>	Entry List by Team - Women	<i>Liste des Inscrits par Equipes - Femmes</i>	Information	7
College of Commissaires	<i>Collège des Commissaires</i>	Competition Schedule Day 1	<i>Programme des Compétitions Jour 1</i>	Schedule / Programme	8
College of Commissaires	<i>Collège des Commissaires</i>	Competition Schedule Day 2	<i>Programme des Compétitions Jour 2</i>	Schedule / Programme	9
College of Commissaires	<i>Collège des Commissaires</i>	Competition Schedule Day 3	<i>Programme des Compétitions Jour 3</i>	Schedule / Programme	10
College of Commissaires	<i>Collège des Commissaires</i>	Decisions Day 1	<i>Décisions Jour 1</i>	Information	11
College of Commissaires	<i>Collège des Commissaires</i>	Decisions Day 2	<i>Décisions Jour 2</i>	Information	12
College of Commissaires	<i>Collège des Commissaires</i>	Decisions Day 3	<i>Décisions Jour 3</i>	Information	13
Day 1	<i>Jour 1</i>	Medallists by Event	<i>Médaillés par Epreuve</i>	Standing / Classement	168
Day 1	<i>Jour 1</i>	Medal Standings	<i>Classement des Médailles</i>	Standing / Classement	169
Day 2	<i>Jour 2</i>	Medallists by Event	<i>Médaillés par Epreuve</i>	Standing / Classement	170
Day 2	<i>Jour 2</i>	Medal Standings	<i>Classement des Médailles</i>	Standing / Classement	171
Day 3	<i>Jour 3</i>	Medallists by Event	<i>Médaillés par Epreuve</i>	Standing / Classement	172
Day 3	<i>Jour 3</i>	Medal Standings	<i>Classement des Médailles</i>	Standing / Classement	173
Final	<i>Final</i>	Team World Cup Standings	<i>Classements Coupe du Monde des équipes</i>	Standing / Classement	174
Final	<i>Final</i>	Number of Entries by Team	<i>Nombre d'Inscrits par Equipes</i>	Standing / Classement	175
College of Commissaires	<i>Collège des Commissaires</i>	Index	<i>Table des matières</i>	Information	176
MEN / HOMMES					
M - TEAM SPRINT / H - VITESSE PAR EQUIPES					
Team Sprint	<i>Vitesse par équipes</i>	Qualifying	<i>Qualifications</i>	Start List / Liste de départ	14
Team Sprint	<i>Vitesse par équipes</i>	Qualifying	<i>Qualifications</i>	Results / Résultats	15
Team Sprint	<i>Vitesse par équipes</i>	1/2 Final	<i>1/2 Finale</i>	Start List / Liste de départ	16
Team Sprint	<i>Vitesse par équipes</i>	1/2 Final	<i>1/2 Finale</i>	Results / Résultats	17
Team Sprint	<i>Vitesse par équipes</i>	Finals 3-4 & 1-2	<i>Finales 3-4 & 1-2</i>	Start List / Liste de départ	18
Team Sprint	<i>Vitesse par équipes</i>	Finals 3-4 & 1-2	<i>Finales 3-4 & 1-2</i>	Results / Résultats	19
Team Sprint	<i>Vitesse par équipes</i>	World Cup Standings	<i>Classement Coupe du Monde</i>	Standing / Classement	20
M - SPRINT / H - VITESSE					
Sprint 200m t.t.	<i>Vitesse 200m c.l.m.</i>	Qualifying	<i>Qualifications</i>	Start List / Liste de départ	21
Sprint 200m t.t.	<i>Vitesse 200m c.l.m.</i>	Qualifying	<i>Qualifications</i>	Results / Résultats	22
Sprint	<i>Vitesse</i>	1/16 Final	<i>1/16 Finale</i>	Start List / Liste de départ	23
Sprint	<i>Vitesse</i>	1/16 Final	<i>1/16 Finale</i>	Results / Résultats	24
Sprint	<i>Vitesse</i>	1/8 Final	<i>1/8 Finale</i>	Start List / Liste de départ	25
Sprint	<i>Vitesse</i>	1/8 Final	<i>1/8 Finale</i>	Results / Résultats	26
Sprint	<i>Vitesse</i>	1/4 Final	<i>1/4 Finale</i>	Start List / Liste de départ	27
Sprint	<i>Vitesse</i>	1/4 Final	<i>1/4 Finale</i>	Results / Résultats	28
Sprint	<i>Vitesse</i>	1/2 Final	<i>1/2 Finale</i>	Start List / Liste de départ	29
Sprint	<i>Vitesse</i>	1/2 Final	<i>1/2 Finale</i>	Results / Résultats	30
Sprint	<i>Vitesse</i>	Finals 3-4 & 1-2	<i>Finales 3-4 & 1-2</i>	Start List / Liste de départ	31
Sprint	<i>Vitesse</i>	Finals 3-4 & 1-2	<i>Finales 3-4 & 1-2</i>	Results / Résultats	32
Sprint	<i>Vitesse</i>	Summary	<i>Résumé</i>	Results / Résultats	33
Sprint	<i>Vitesse</i>	World Cup Standings	<i>Classement Coupe du Monde</i>	Standing / Classement	34
M - KEIRIN / H - KEIRIN					
Keirin	<i>Keirin</i>	1st round	<i>1er tour de compétition</i>	Start List / Liste de départ	35
Keirin	<i>Keirin</i>	1st round	<i>1er tour de compétition</i>	Results / Résultats	36
Keirin	<i>Keirin</i>	Repechages	<i>Repêchages</i>	Start List / Liste de départ	37
Keirin	<i>Keirin</i>	Repechages	<i>Repêchages</i>	Results / Résultats	38
Keirin	<i>Keirin</i>	2nd round	<i>2e tour de compétition</i>	Start List / Liste de départ	39
Keirin	<i>Keirin</i>	2nd round	<i>2e tour de compétition</i>	Results / Résultats	40
Keirin	<i>Keirin</i>	Finals places 7-12 & 1-6	<i>Finales places 7-12 & 1-6</i>	Start List / Liste de départ	41
Keirin	<i>Keirin</i>	Finals places 7-12 & 1-6	<i>Finales places 7-12 & 1-6</i>	Results / Résultats	42
Keirin	<i>Keirin</i>	World Cup Standings	<i>Classement Coupe du Monde</i>	Standing / Classement	43
M - TEAM PURSUIT / H - POURSUITE PAR EQUIPES					
Team pursuit	<i>Poursuite par équipes</i>	Qualifying	<i>Qualifications</i>	Start List / Liste de départ	44
Team pursuit	<i>Poursuite par équipes</i>	Qualifying	<i>Qualifications</i>	Results / Résultats	45
Team pursuit	<i>Poursuite par équipes</i>	1/2 Final	<i>1/2 Finale</i>	Start List / Liste de départ	46
Team pursuit	<i>Poursuite par équipes</i>	1/2 Final	<i>1/2 Finale</i>	Results / Résultats	47
Team pursuit	<i>Poursuite par équipes</i>	Finals	<i>Finales</i>	Start List / Liste de départ	48
Team pursuit	<i>Poursuite par équipes</i>	Finals	<i>Finales</i>	Results / Résultats	49
Team pursuit	<i>Poursuite par équipes</i>	World Cup Standings	<i>Classement Coupe du Monde</i>	Standing / Classement	50
M - OMNIUM / H - OMNIUM					
Omnium I	<i>Omnium I</i>	Scratch 10 km	<i>Scratch 10 km</i>	Start List / Liste de départ	51
Omnium I	<i>Omnium I</i>	Scratch 10 km	<i>Scratch 10 km</i>	Results / Résultats	52
Omnium	<i>Omnium</i>	Gen. Class. after event 1	<i>Class. Gén. après épreuve 1</i>	Results / Résultats	53
Omnium II	<i>Omnium II</i>	Tempo Race 10 km	<i>Course Tempo 10 km</i>	Start List / Liste de départ	54
Omnium II	<i>Omnium II</i>	Tempo Race 10 km	<i>Course Tempo 10 km</i>	Results / Résultats	55
Omnium	<i>Omnium</i>	Gen. Class. after event 2	<i>Class. Gén. après épreuve 2</i>	Results / Résultats	56
Omnium III	<i>Omnium III</i>	Elimination	<i>Elimination</i>	Start List / Liste de départ	57
Omnium III	<i>Omnium III</i>	Elimination	<i>Elimination</i>	Results / Résultats	58
Omnium	<i>Omnium</i>	Gen. Class. after event 3	<i>Class. Gén. après épreuve 3</i>	Results / Résultats	59
Omnium IV	<i>Omnium IV</i>	Points Race 25 km	<i>Course aux Points 25 km</i>	Start List / Liste de départ	60
Omnium IV	<i>Omnium IV</i>	Points Race 25 km	<i>Course aux Points 25 km</i>	Results / Résultats	61
Omnium	<i>Omnium</i>	Final Classification	<i>Classement final</i>	Results / Résultats	62
Omnium	<i>Omnium</i>	World Cup Standings	<i>Classement Coupe du Monde</i>	Standing / Classement	63
M - MADISON / H - MADISON					
Madison 30 km	<i>Madison 30 km</i>	Final	<i>Finale</i>	Start List / Liste de départ	64
Madison 30 km	<i>Madison 30 km</i>	Final	<i>Finale</i>	Results / Résultats	65
Madison	<i>Madison</i>	World Cup Standings	<i>Classement Coupe du Monde</i>	Standing / Classement	66

INDEX OF COMMUNIQUEs BY EVENT

WOMEN / FEMMES					
W - TEAM SPRINT / F - VITESSE PAR EQUIPES					
Team Sprint	<i>Vitesse par équipes</i>	Qualifying	<i>Qualifications</i>	Start List / <i>Liste de départ</i>	91
Team Sprint	<i>Vitesse par équipes</i>	Qualifying	<i>Qualifications</i>	Results / <i>Résultats</i>	92
Team Sprint	<i>Vitesse par équipes</i>	1/2 Final	<i>1/2 Finale</i>	Start List / <i>Liste de départ</i>	93
Team Sprint	<i>Vitesse par équipes</i>	1/2 Final	<i>1/2 Finale</i>	Results / <i>Résultats</i>	94
Team Sprint	<i>Vitesse par équipes</i>	Finals 3-4 & 1-2	<i>Finales 3-4 & 1-2</i>	Start List / <i>Liste de départ</i>	95
Team Sprint	<i>Vitesse par équipes</i>	Finals 3-4 & 1-2	<i>Finales 3-4 & 1-2</i>	Results / <i>Résultats</i>	96
Team Sprint	<i>Vitesse par équipes</i>	World Cup Standings	<i>Classement Coupe du Monde</i>	Standing / <i>Classement</i>	97
W - SPRINT / F - VITESSE					
Sprint 200m t.t.	<i>Vitesse 200m c.l.m.</i>	Qualifying	<i>Qualifications</i>	Start List / <i>Liste de départ</i>	98
Sprint 200m t.t.	<i>Vitesse 200m c.l.m.</i>	Qualifying	<i>Qualifications</i>	Results / <i>Résultats</i>	99
Sprint	<i>Vitesse</i>	1/16 Final	<i>1/16 Finale</i>	Start List / <i>Liste de départ</i>	100
Sprint	<i>Vitesse</i>	1/16 Final	<i>1/16 Finale</i>	Results / <i>Résultats</i>	101
Sprint	<i>Vitesse</i>	1/8 Final	<i>1/8 Finale</i>	Start List / <i>Liste de départ</i>	102
Sprint	<i>Vitesse</i>	1/8 Final	<i>1/8 Finale</i>	Results / <i>Résultats</i>	103
Sprint	<i>Vitesse</i>	1/4 Final	<i>1/4 Finale</i>	Start List / <i>Liste de départ</i>	104
Sprint	<i>Vitesse</i>	1/4 Final	<i>1/4 Finale</i>	Results / <i>Résultats</i>	105
Sprint	<i>Vitesse</i>	1/2 Final	<i>1/2 Finale</i>	Start List / <i>Liste de départ</i>	106
Sprint	<i>Vitesse</i>	1/2 Final	<i>1/2 Finale</i>	Results / <i>Résultats</i>	107
Sprint	<i>Vitesse</i>	Finals 3-4 & 1-2	<i>Finales 3-4 & 1-2</i>	Start List / <i>Liste de départ</i>	108
Sprint	<i>Vitesse</i>	Finals 3-4 & 1-2	<i>Finales 3-4 & 1-2</i>	Results / <i>Résultats</i>	109
Sprint	<i>Vitesse</i>	Summary	<i>Résumé</i>	Results / <i>Résultats</i>	110
Sprint	<i>Vitesse</i>	World Cup Standings	<i>Classement Coupe du Monde</i>	Results / <i>Résultats</i>	111
W - KEIRIN / F - KEIRIN					
Keirin	<i>Keirin</i>	1st round	<i>1er tour de compétition</i>	Start List / <i>Liste de départ</i>	112
Keirin	<i>Keirin</i>	1st round	<i>1er tour de compétition</i>	Results / <i>Résultats</i>	113
Keirin	<i>Keirin</i>	Repechages	<i>Repêchages</i>	Start List / <i>Liste de départ</i>	114
Keirin	<i>Keirin</i>	Repechages	<i>Repêchages</i>	Results / <i>Résultats</i>	115
Keirin	<i>Keirin</i>	2nd round	<i>2e tour de compétition</i>	Start List / <i>Liste de départ</i>	116
Keirin	<i>Keirin</i>	2nd round	<i>2e tour de compétition</i>	Results / <i>Résultats</i>	117
Keirin	<i>Keirin</i>	Finals places 7-12 & 1-6	<i>Finales places 7-12 & 1-6</i>	Start List / <i>Liste de départ</i>	118
Keirin	<i>Keirin</i>	Finals places 7-12 & 1-6	<i>Finales places 7-12 & 1-6</i>	Results / <i>Résultats</i>	119
Keirin	<i>Keirin</i>	World Cup Standings	<i>Classement Coupe du Monde</i>	Standing / <i>Classement</i>	120
W - TEAM PURSUIT / F - POURSUITE PAR EQUIPES					
Team pursuit	<i>Poursuite par équipes</i>	Qualifying	<i>Qualifications</i>	Start List / <i>Liste de départ</i>	121
Team pursuit	<i>Poursuite par équipes</i>	Qualifying	<i>Qualifications</i>	Results / <i>Résultats</i>	122
Team pursuit	<i>Poursuite par équipes</i>	1/2 Final	<i>1/2 Finale</i>	Start List / <i>Liste de départ</i>	123
Team pursuit	<i>Poursuite par équipes</i>	1/2 Final	<i>1/2 Finale</i>	Results / <i>Résultats</i>	124
Team pursuit	<i>Poursuite par équipes</i>	Finals	<i>Finales</i>	Start List / <i>Liste de départ</i>	125
Team pursuit	<i>Poursuite par équipes</i>	Finals	<i>Finales</i>	Results / <i>Résultats</i>	126
Team pursuit	<i>Poursuite par équipes</i>	World Cup Standings	<i>Classement Coupe du Monde</i>	Standing / <i>Classement</i>	127
W - OMNIUM / F - OMNIUM					
Omnium I	<i>Omnium I</i>	Scratch 7.5 km	<i>Scratch 10 km</i>	Start List / <i>Liste de départ</i>	128
Omnium I	<i>Omnium I</i>	Scratch 7.5 km	<i>Scratch 10 km</i>	Results / <i>Résultats</i>	129
Omnium	<i>Omnium</i>	Gen. Class. after event 1	<i>Class. Gén. après épreuve 1</i>	Results / <i>Résultats</i>	130
Omnium II	<i>Omnium II</i>	Tempo Race 7.5 km	<i>Course Tempo 10 km</i>	Start List / <i>Liste de départ</i>	131
Omnium II	<i>Omnium II</i>	Tempo Race 7.5 km	<i>Course Tempo 10 km</i>	Results / <i>Résultats</i>	132
Omnium	<i>Omnium</i>	Gen. Class. after event 2	<i>Class. Gén. après épreuve 2</i>	Results / <i>Résultats</i>	133
Omnium III	<i>Omnium III</i>	Elimination	<i>Elimination</i>	Start List / <i>Liste de départ</i>	134
Omnium III	<i>Omnium III</i>	Elimination	<i>Elimination</i>	Results / <i>Résultats</i>	135
Omnium	<i>Omnium</i>	Gen. Class. after event 3	<i>Class. Gén. après épreuve 3</i>	Results / <i>Résultats</i>	136
Omnium IV	<i>Omnium IV</i>	Points Race 25 km	<i>Course aux Points 25 km</i>	Start List / <i>Liste de départ</i>	137
Omnium IV	<i>Omnium IV</i>	Points Race 25 km	<i>Course aux Points 25 km</i>	Results / <i>Résultats</i>	138
Omnium	<i>Omnium</i>	Final Classification	<i>Classement final</i>	Results / <i>Résultats</i>	139
Omnium	<i>Omnium</i>	World Cup Standings	<i>Classement Coupe du Monde</i>	Start List / <i>Liste de départ</i>	140
W - MADISON / F - MADISON					
Madison 20 km	<i>Madison 20 km</i>	Final	<i>Finale</i>	Start List / <i>Liste de départ</i>	141
Madison 20 km	<i>Madison 20 km</i>	Final	<i>Finale</i>	Results / <i>Résultats</i>	142
Madison	<i>Madison</i>	World Cup Standings	<i>Classement Coupe du Monde</i>	Standing / <i>Classement</i>	143

Men's Team Sprint / Vitesse par équipe hommes
World Cup Standings / Classement coupe du monde

As of FRI 14 DEC 2018

Event No 1	Saint-Quentin-en-Yvelines (FRA)	19-21 OCT 2018
Event No 2	Milton (CAN)	26-28 OCT 2018
Event No 3	Berlin (GER)	30 NOV-2 DEC 2018
Event No 4	London (GBR)	14-16 DEC 2018
Event No 5	Cambridge (NZL)	18-20 JAN 2019
Event No 6	Hong-Kong (HKG)	25-27 JAN 2019

Rank	Name	Team Code	Event No 1	Event No 2	Event No 3	Event No 4	Event No 5	Event No 6	Total Points
1	NETHERLANDS	NED	750.0	750.0	750.0	750.0			3000.0
2	GREAT BRITAIN	GBR	562.5	600.0	675.0	675.0			2512.5
3	FRANCE	FRA	675.0	487.5	525.0	525.0			2212.5
4	GERMANY	GER	450.0	375.0	600.0	600.0			2025.0
5	POLAND	POL	487.5	450.0	412.5	562.5			1912.5
6	CZECH REPUBLIC	CZE	412.5	412.5	450.0	262.5			1537.5
7	RUSSIAN FEDERATION	RUS	600.0	285.0	307.5	337.5			1530.0
8	SPAIN	ESP	307.5	337.5	285.0	412.5			1342.5
9	BEAT CYCLING CLUB	BCC		675.0	562.5				1237.5
10	MALAYSIA	MAS	217.5	262.5	262.5	375.0			1117.5
11	AUSTRALIA	AUS	525.0	525.0					1050.0
12	PEOPLE'S REPUBLIC OF CHINA	CHN			487.5	487.5			975.0
13	NEW ZEALAND	NZL	285.0	562.5					847.5
14	TRINIDAD AND TOBAGO	TTO			337.5	450.0			787.5
15	BELARUS	BLR	375.0			307.5			682.5
16	COLOMBIA	COL	262.5	307.5					570.0
17	KAZAKHSTAN	KAZ	240.0		217.5				457.5
18	JAPAN	JPN			375.0				375.0
19	GAZPROM-RUSVELO	RVL	337.5						337.5
20	VENEZUELA	VEN				285.0			285.0
21	TRACK-TEAM BRANDENBURG	TTB			240.0				240.0
22	MEXICO	MEX		240.0					240.0

Men's Team Sprint / Vitesse par équipe hommes
Finals / Finales
Results and Final Classification / Résultats et classement final
 Fri 14 Dec 2018 - Race distance: 3 laps

World Record	41.871 GER - Germany	Aguascalientes (MEX)	5 DEC 2013
---------------------	----------------------	----------------------	------------

Rank	Team / Name	Lap 1	Lap 2 Lap 1-2	Time Lap 2-3	Average Speed km/h
Final For Gold					
GOLD	1 NED - Netherlands	17.263	29.635	42.789	63.100
	210 van den BERG Roy		12.372	13.154	
	209 LAVREYSEN Harrie				
	206 BUCHLI Matthijs				
SILVER	2 GBR - Great Britain	17.247	29.962	44.186	61.105
	123 OWENS Ryan		12.715	14.224	
	121 HINDES Philip				
	125 TRUMAN Joseph				
Final For Bronze					
BRONZE	3 GER - Germany	17.992	30.684	44.001	61.362
	135 BICHLER Timo		12.692	13.317	
	141 LEVY Maximilian				
	139 EILERS Joachim				
	4 POL - Poland	17.711	30.925	44.842	60.211
	218 BIELECKI Maciej		13.214	13.917	
	225 SARNECKI Rafal				
	221 MAKSEL Krzysztof				
Eliminated after First round					
	5 FRA - France				
	108 GRENGBO Florian				
	111 LANDERNEAU Melvin				
	110 LAFARGUE Quentin				
	6 CHN - China				
	77 GUO Shuai				
	79 XU Chao				
	81 ZHOU Yu				
	7 TTO - Trinidad and Tobago				
	261 PHILLIP Njisane				
	260 PAUL Nicholas				
	259 BROWNE Kwesi				
	8 ESP - Spain				
	101 MARTINEZ CHORRO Alejandro				
	102 MORENO SANCHEZ Jose				
	103 PERALTA GASCON Juan				
Did not qualify for First round					
	9 MAS - Malaysia				
	199 AWANG Mohd Azizulhasni				
	201 SAHROM Muhammad Shah Firdaus				
	200 MOHD ZONIS Muhammad Fadhil				
	10 RUS - Russian Federation				
	239 SHARAPOV Alexander				
	241 TKACHEV Aleksei				
	238 DUBCHENKO Aleksandr				

Men's Team Sprint / Vitesse par équipe hommes
Finals / Finales
Results and Final Classification / Résultats et classement final
 Fri 14 Dec 2018 - Race distance: 3 laps

Rank	Team / Name	Lap 1	Lap 2 Lap 1-2	Time Lap 2-3	Average Speed km/h
11 BLR - Belarus					
68	VERAMCHUK Yauhen				
69	ZAITSAU Artsiom				
67	NOVIK Uladzislau				
12 VEN - Venezuela					
276	QUINTERO MALDONADO Gabriel Angel				
274	CANELON Hersony				
275	MARCANO Cesar				
13 CZE - Czech Republic					
91	FANTA Jiri				
94	STASTNY Jakub				
93	SOJKA David				

Communiqué approved by the Secretary of the Commissaires Panel:

Note:
Riders are presented in their starting order

13-16 December 2018

Men's Team Sprint / Vitesse par équipe hommes
Finals / Finales
Race Analysis / Analyse de course

GOLD

NED - Netherlands				GBR - Great Britain			
Distance	Time	Rank	Lap Time	Distance	Time	Rank	Lap Time
125m	10.582	1		125m	10.665	2	
250m	17.263	2	17.263	250m	17.247	1	17.247
375m	23.470	1		375m	23.572	2	
500m	29.635	1	12.372	500m	29.962	2	12.715
625m	36.063	1		625m	36.992	2	
750m	42.789	1	13.154	750m	44.186	2	14.224

BRONZE

GER - Germany				POL - Poland			
Distance	Time	Rank	Lap Time	Distance	Time	Rank	Lap Time
125m	11.034	2		125m	10.867	1	
250m	17.992	2	17.992	250m	17.711	1	17.711
375m	24.296	2		375m	24.287	1	
500m	30.684	1	12.692	500m	30.925	2	13.214
625m	37.225	1		625m	37.809	2	
750m	44.001	3	13.317	750m	44.842	4	13.917

Communiqué approved by the Secretary of the Commissaires Panel:

Men's Team Sprint / Vitesse par équipe hommes

Finals / Finales

Start List / Liste de départ

Fri 14 Dec 2018 - Race distance: 3 laps

World Record	41.871 GER - Germany	Aguascalientes (MEX)	5 DEC 2013
---------------------	----------------------	----------------------	------------

Heat	Race Number	Team / Name	Time
FOR BRONZE		GER - Germany	_____
	135	BICHLER Timo	
	141	LEVY Maximilian	
	139	EILERS Joachim	
		POL - Poland	_____
	218	BIELECKI Maciej	
	225	SARNECKI Rafal	
	221	MAKSEL Krzysztof	
FOR GOLD		NED - Netherlands	_____
	210	van den BERG Roy	
	209	LAVREYSEN Harrie	
	206	BUCHLI Matthijs	
		GBR - Great Britain	_____
	123	OWENS Ryan	
	121	HINDES Philip	
	125	TRUMAN Joseph	

Communiqué approved by the Secretary of the Commissaires Panel:

.....

Note:
The composition of the teams may be subject to change up to 30 minutes before the start of the race. Sorted in the order given by the team.

Men's Team Sprint / Vitesse par équipe hommes
First Round / Premier tour
Results / Résultats

Fri 14 Dec 2018 - Race distance: 3 laps

World Record	41.871 GER - Germany	Aguascalientes (MEX)	5 DEC 2013
---------------------	----------------------	----------------------	------------

Heat	Rank	Team / Name	Lap 1	Lap 2 Lap 1-2	Time Lap 2-3	Average Speed km/h			
1	1	POL - Poland	17.875	30.862	44.341	60.892	QB		
		218 BIELECKI Maciej						12.987	13.479
		225 SARNECKI Rafal							
		221 MAKSEL Krzysztof							
	2	2	TTO - Trinidad and Tobago	17.736	30.625	44.401	60.809		
			261 PHILLIP Njisane					12.889	13.776
260 PAUL Nicholas									
259 BROWNE Kwesi									
2	1	GER - Germany	17.819	30.463	43.758	61.703	QB		
		135 BICHLER Timo						12.644	13.295
		141 LEVY Maximilian							
		139 EILERS Joachim							
	2	2	CHN - China	17.520	30.463	44.209	61.074		
			77 GUO Shuai					12.943	13.746
			79 XU Chao						
			81 ZHOU Yu						
	3	1	GBR - Great Britain	17.131	29.893	43.141	62.585	QG	
			123 OWENS Ryan						12.762
121 HINDES Philip									
		122 KENNY Jason							
2		2	ESP - Spain	18.200	31.140	44.614	60.519		
			101 MARTINEZ CHORRO Alejandro					12.940	13.474
			102 MORENO SANCHEZ Jose						
			103 PERALTA GASCON Juan						
4	1	NED - Netherlands	17.371	29.759	42.758	63.146	QG		
		210 van den BERG Roy						12.388	12.999
		209 LAVREYSEN Harrie							
		208 HOOGLAND Jeffrey							
	2	2	FRA - France	17.897	30.923	44.021	61.334		
			108 GRENGBO Florian					13.026	13.098
			111 LANDERNEAU Melvin						
			110 LAFARGUE Quentin						

Qualification Rule:

The fastest two winning teams race for the gold and silver medals, and the other two winning teams race for the bronze medal. Losers are classified from 5th to 8th place by their times in the First Round.

Communiqué approved by the Secretary of the Commissaires Panel:

LEGEND

QB Qualified for Bronze **QG** Qualified for Gold

13-16 December 2018

Men's Team Sprint / Vitesse par équipe hommes
First Round / Premier tour
Race Analysis / Analyse de course

Heat 1

POL - Poland				TTO - Trinidad and Tobago			
Distance	Time	Rank	Lap Time	Distance	Time	Rank	Lap Time
125m	11.009	1		125m	11.089	2	
250m	17.875	2	17.875	250m	17.736	1	17.736
375m	24.307	2		375m	24.117	1	
500m	30.862	2	12.987	500m	30.625	1	12.889
625m	37.514	2		625m	37.323	1	
750m	44.341	1	13.479	750m	44.401	2	13.776

Heat 2

GER - Germany				CHN - China			
Distance	Time	Rank	Lap Time	Distance	Time	Rank	Lap Time
125m	10.936	2		125m	10.728	1	
250m	17.819	2	17.819	250m	17.520	1	17.520
375m	24.112	2		375m	23.896	1	
500m	30.463	1	12.644	500m	30.463	1	12.943
625m	37.000	1		625m	37.244	2	
750m	43.758	1	13.295	750m	44.209	2	13.746

Heat 3

GBR - Great Britain				ESP - Spain			
Distance	Time	Rank	Lap Time	Distance	Time	Rank	Lap Time
125m	10.537	1		125m	11.162	2	
250m	17.131	1	17.131	250m	18.200	2	18.200
375m	23.443	1		375m	24.616	2	
500m	29.893	1	12.762	500m	31.140	2	12.940
625m	36.359	1		625m	37.705	2	
750m	43.141	1	13.248	750m	44.614	2	13.474

Heat 4

NED - Netherlands				FRA - France			
Distance	Time	Rank	Lap Time	Distance	Time	Rank	Lap Time
125m	10.669	1		125m	10.985	2	
250m	17.371	1	17.371	250m	17.897	2	17.897
375m	23.550	1		375m	24.369	2	
500m	29.759	1	12.388	500m	30.923	2	13.026
625m	36.112	1		625m	37.414	2	
750m	42.758	1	12.999	750m	44.021	2	13.098

Communiqué approved by the Secretary of the Commissaires Panel:

Men's Team Sprint / Vitesse par équipe hommes
First Round / Premier tour
Start List / Liste de départ
 Fri 14 Dec 2018 - Race distance: 3 laps

World Record	41.871 GER - Germany	Aguascalientes (MEX)	5 DEC 2013
---------------------	----------------------	----------------------	------------

Heat	Race Number	Team / Name	Time
1		POL - Poland	_____
	218	BIELECKI Maciej	
	225	SARNECKI Rafal	
	221	MAKSEL Krzysztof	
		TTO - Trinidad and Tobago	_____
	261	PHILLIP Njisane	
	260	PAUL Nicholas	
	259	BROWNE Kwesi	
	2		GER - Germany
135		BICHLER Timo	
141		LEVY Maximilian	
139		EILERS Joachim	
		CHN - China	_____
77		GUO Shuai	
79		XU Chao	
81		ZHOU Yu	
3			GBR - Great Britain
	123	OWENS Ryan	
	121	HINDES Philip	
	122	KENNY Jason	
		ESP - Spain	_____
	101	MARTINEZ CHORRO Alejandro	
	103	PERALTA GASCON Juan	
	102	MORENO SANCHEZ Jose	
	4		NED - Netherlands
210		van den BERG Roy	
209		LAVREYSEN Harrie	
208		HOOGLAND Jeffrey	
		FRA - France	_____
108		GRENGBO Florian	
111		LANDERNEAU Melvin	
110		LAFARGUE Quentin	

Men's Team Sprint / Vitesse par équipe hommes
First Round / Premier tour
Start List / Liste de départ
Fri 14 Dec 2018 - Race distance: 3 laps

Heat	Race Number	Team / Name	Time
------	-------------	-------------	------

Qualification Rule:

The fastest two winning teams race for the gold and silver medals, and the other two winning teams race for the bronze medal. Losers are classified from 5th to 8th place by their times in the First Round.

Communiqué approved by the Secretary of the Commissaires Panel:

.....

Note:
The composition of the teams may be subject to change up to 30 minutes before the start of the race. Sorted in the order given by the team.

13-16 December 2018

Communiqué no. 15

Men's Team Sprint / Vitesse par équipe hommes
Qualifying / Qualifications
Results / Résultats

Fri 14 Dec 2018 - Race distance: 3 laps

World Record	41.871 GER - Germany	Aguascalientes (MEX)	5 DEC 2013
---------------------	----------------------	----------------------	------------

Rank	Team / Name	Lap 1	Lap 2 Lap 1-2	Time Lap 2-3	Average Speed km/h
1	NED - Netherlands	17.315 (2)	29.661 (1)	42.650 (1)	63.306
	210 van den BERG Roy		12.346 (1)	12.989 (1)	
	209 LAVREYSEN Harrie				
	206 BUCHLI Matthijs				
2	GBR - Great Britain	17.127 (1)	29.972 (2)	43.607 (2)	61.917
	123 OWENS Ryan		12.845 (5)	13.635 (6)	
	121 HINDES Philip				
	125 TRUMAN Joseph				
3	GER - Germany	17.864 (7)	30.495 (5)	43.796 (3)	61.649
	135 BICHLER Timo		12.631 (2)	13.301 (2)	
	141 LEVY Maximilian				
	139 EILERS Joachim				
4	POL - Poland	17.720 (5)	30.390 (3)	43.825 (4)	61.609
	218 BIELECKI Maciej		12.670 (3)	13.435 (4)	
	224 RUDYK Mateusz				
	221 MAKSEL Krzysztof				
5	TTO - Trinidad and Tobago	17.603 (3)	30.440 (4)	44.225 (5)	61.051
	261 PHILLIP Njisane		12.837 (4)	13.785 (11)	
	260 PAUL Nicholas				
	259 BROWNE Kwesi				
6	CHN - China	17.665 (4)	30.561 (6)	44.332 (6)	60.904
	77 GUO Shuai		12.896 (7)	13.771 (10)	
	79 XU Chao				
	81 ZHOU Yu				
7	ESP - Spain	18.148 (12)	31.113 (10)	44.496 (7)	60.680
	101 MARTINEZ CHORRO Alejandro		12.965 (9)	13.383 (3)	
	103 PERALTA GASCON Juan				
	102 MORENO SANCHEZ Jose				
8	FRA - France	18.014 (9)	30.901 (7)	44.565 (8)	60.586
	108 GRENGBO Florian		12.887 (6)	13.664 (7)	
	111 LANDERNEAU Melvin				
	109 HELAL Rayan				
9	MAS - Malaysia	18.036 (10)	31.122 (11)	44.710 (9)	60.389
	199 AWANG Mohd Azizulhasni		13.086 (11)	13.588 (5)	
	201 SAHROM Muhammad Shah Firdaus				
	200 MOHD ZONIS Muhammad Fadhil				
10	RUS - Russian Federation	17.846 (6)	30.911 (8)	44.715 (10)	60.382
	239 SHARAPOV Alexander		13.065 (10)	13.804 (12)	
	241 TKACHEV Aleksei				
	238 DUBCHENKO Aleksandr				
11	BLR - Belarus	17.951 (8)	31.186 (12)	44.930 (11)	60.093
	68 VERAMCHUK Yauhen		13.235 (12)	13.744 (9)	
	69 ZAITSAU Artsiom				
	67 NOVIK Uladzislau				

Men's Team Sprint / Vitesse par équipe hommes
Qualifying / Qualifications
Results / Résultats

Fri 14 Dec 2018 - Race distance: 3 laps

Rank	Team / Name	Lap 1	Lap 2 Lap 1-2	Time Lap 2-3	Average Speed km/h
12	VEN - Venezuela	18.089 (11)	31.042 (9)	45.172 (12)	59.772
	276 QUINTERO MALDONADO Gabriel Angel		12.953 (8)	14.130 (13)	
	274 CANELON Hersony				
	275 MARCANO Cesar				
13	CZE - Czech Republic	18.234 (13)	31.571 (13)	45.240 (13)	59.682
	91 FANTA Jiri		13.337 (13)	13.669 (8)	
	94 STASTNY Jakub				
	93 SOJKA David				

Qualification Rule:

Fastest 8 teams qualify for the first round.

Communiqué approved by the Secretary of the Commissaires Panel:

13-16 December 2018

Men's Team Sprint / Vitesse par équipe hommes
Qualifying / Qualifications
Race Analysis / Analyse de course

Heat 1

VEN - Venezuela							
Distance	Time	Rank	Lap Time				
125m	11.140	12		125m			
250m	18.089	11	18.089	250m			
375m	24.503	9		375m			
500m	31.042	9	12.953	500m			
625m	37.862	11		625m			
750m	45.172	12	14.130	750m			

Heat 2

ESP - Spain				MAS - Malaysia			
Distance	Time	Rank	Lap Time	Distance	Time	Rank	Lap Time
125m	11.109	10		125m	11.219	13	
250m	18.148	12	18.148	250m	18.036	10	18.036
375m	24.563	12		375m	24.557	11	
500m	31.113	10	12.965	500m	31.122	11	13.086
625m	37.660	7		625m	37.846	10	
750m	44.496	7	13.383	750m	44.710	9	13.588

Heat 3

BLR - Belarus				TTO - Trinidad and Tobago			
Distance	Time	Rank	Lap Time	Distance	Time	Rank	Lap Time
125m	10.958	6		125m	10.991	8	
250m	17.951	8	17.951	250m	17.603	3	17.603
375m	24.517	10		375m	23.959	3	
500m	31.186	12	13.235	500m	30.440	4	12.837
625m	37.919	12		625m	37.146	5	
750m	44.930	11	13.744	750m	44.225	5	13.785

Heat 4

CZE - Czech Republic				CHN - China			
Distance	Time	Rank	Lap Time	Distance	Time	Rank	Lap Time
125m	11.105	9		125m	10.823	3	
250m	18.234	13	18.234	250m	17.665	4	17.665
375m	24.798	13		375m	24.046	4	
500m	31.571	13	13.337	500m	30.561	6	12.896
625m	38.314	13		625m	37.343	6	
750m	45.240	13	13.669	750m	44.332	6	13.771

Heat 5

POL - Poland				RUS - Russian Federation			
Distance	Time	Rank	Lap Time	Distance	Time	Rank	Lap Time
125m	10.886	4		125m	10.953	5	
250m	17.720	5	17.720	250m	17.846	6	17.846
375m	24.064	5		375m	24.313	7	
500m	30.390	3	12.670	500m	30.911	8	13.065
625m	36.987	3		625m	37.709	9	
750m	43.825	4	13.435	750m	44.715	10	13.804

Heat 6

GBR - Great Britain				GER - Germany			
Distance	Time	Rank	Lap Time	Distance	Time	Rank	Lap Time
125m	10.568	1		125m	10.977	7	
250m	17.127	1	17.127	250m	17.864	7	17.864
375m	23.516	2		375m	24.128	6	
500m	29.972	2	12.845	500m	30.495	5	12.631
625m	36.619	2		625m	37.077	4	
750m	43.607	2	13.635	750m	43.796	3	13.301

13-16 December 2018

Men's Team Sprint / Vitesse par équipe hommes
Qualifying / Qualifications
Race Analysis / Analyse de course

Heat 7

NED - Netherlands				FRA - France			
Distance	Time	Rank	Lap Time	Distance	Time	Rank	Lap Time
125m	10.622	2		125m	11.129	11	
250m	17.315	2	17.315	250m	18.014	9	18.014
375m	23.494	1		375m	24.360	8	
500m	29.661	1	12.346	500m	30.901	7	12.887
625m	36.035	1		625m	37.706	8	
750m	42.650	1	12.989	750m	44.565	8	13.664

Communiqué approved by the Secretary of the Commissaires Panel:

Men's Team Sprint / Vitesse par équipe hommes
Qualifying / Qualifications
Start List / Liste de départ
 Fri 14 Dec 2018 - Race distance: 3 laps

World Record	41.871 GER - Germany	Aguascalientes (MEX)	5 DEC 2013
---------------------	----------------------	----------------------	------------

Heat	Race Number	Team / Name	Time
1		VEN - Venezuela	_____
	276	QUINTERO MALDONADO Gabriel Angel	
	275	MARCANO Cesar	
	274	CANELON Hersony	
2		ESP - Spain	_____
	103	PERALTA GASCON Juan	
	102	MORENO SANCHEZ Jose	
	101	MARTINEZ CHORRO Alejandro	
		MAS - Malaysia	_____
	199	AWANG Mohd Azizulhasni	
	200	MOHD ZONIS Muhammad Fadhil	
3		BLR - Belarus	_____
	68	VERAMCHUK Yauhen	
	69	ZAITSAU Artsiom	
	67	NOVIK Uladzislau	
		TTO - Trinidad and Tobago	_____
	261	PHILLIP Njisane	
4	260	PAUL Nicholas	
	259	BROWNE Kwesi	
		CZE - Czech Republic	_____
	93	SOJKA David	
	91	FANTA Jiri	
	94	STASTNY Jakub	
		CHN - China	_____
	79	XU Chao	
	81	ZHOU Yu	
	77	GUO Shuai	

Men's Team Sprint / Vitesse par équipe hommes
Qualifying / Qualifications
Start List / Liste de départ
 Fri 14 Dec 2018 - Race distance: 3 laps

Heat	Race Number	Team / Name	Time
5		POL - Poland	_____
	218	BIELECKI Maciej	
	221	MAKSEL Krzysztof	
	224	RUDYK Mateusz	
		RUS - Russian Federation	_____
	239	SHARAPOV Alexander	
	241	TKACHEV Aleksei	
	238	DUBCHENKO Aleksandr	
6		GBR - Great Britain	_____
	125	TRUMAN Joseph	
	121	HINDES Philip	
	123	OWENS Ryan	
		GER - Germany	_____
	135	BICHLER Timo	
	141	LEVY Maximilian	
	139	EILERS Joachim	
7		NED - Netherlands	_____
	206	BUCHLI Matthijs	
	210	van den BERG Roy	
	209	LAVREYSEN Harrie	
		FRA - France	_____
	109	HELAL Rayan	
	111	LANDERNEAU Melvin	
	108	GRENGBO Florian	

Qualification Rule:

Fastest 8 teams qualify for the first round.

Communiqué approved by the Secretary of the Commissaires Panel:

.....

Note:

The composition of the teams may be subject to change up to 30 minutes before the start of the race. Sorted in the order given by the team.

Men's Sprint / Vitesse hommes
World Cup Standings / Classement coupe du monde

As of SUN 16 DEC 2018

Event No 1	Saint-Quentin-en-Yvelines (FRA)	19-21 OCT 2018
Event No 2	Milton (CAN)	26-28 OCT 2018
Event No 3	Berlin (GER)	30 NOV-2 DEC 2018
Event No 4	London (GBR)	14-16 DEC 2018
Event No 5	Cambridge (NZL)	18-20 JAN 2019
Event No 6	Hong-Kong (HKG)	25-27 JAN 2019

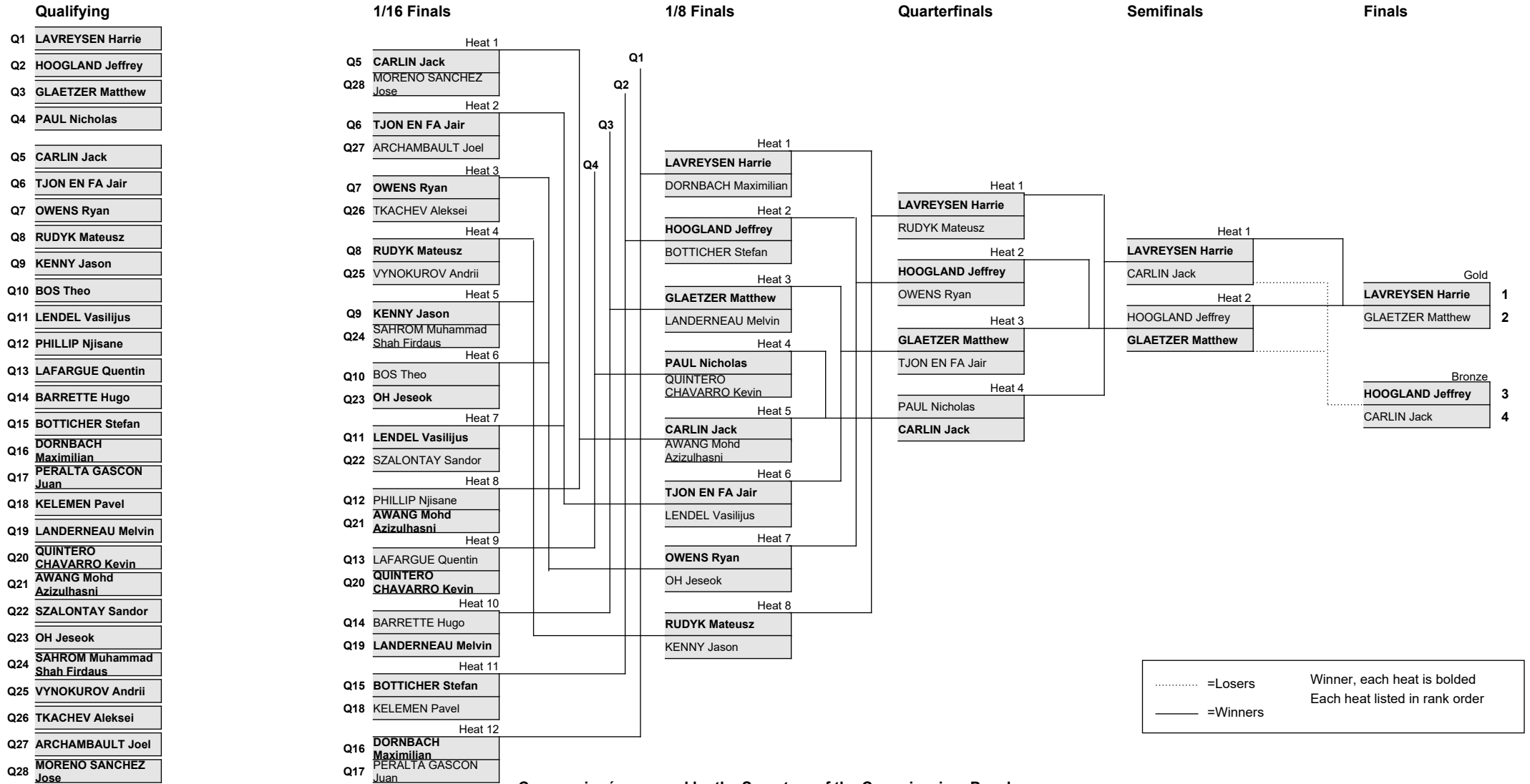
Rank	Name	Team Code	Event No 1	Event No 2	Event No 3	Event No 4	Event No 5	Event No 6	Total Points
1	GLAETZER Matthew	AUS	500.0	500.0	500.0	450.0			1950.0
2	HOOGLAND Jeffrey	NED	400.0	400.0	250.0	400.0			1450.0
3	LAVREYSEN Harrie	NED	450.0	450.0		500.0			1400.0
4	RUDYK Mateusz	POL	375.0	250.0	375.0	275.0			1275.0
5	DMITRIEV Denis	RUS	175.0	300.0	325.0				800.0
6	LENDEL Vasilijus	LTU	190.0	175.0	145.0	225.0			735.0
7	CARLIN Jack	GBR	325.0			375.0			700.0
8	LEVY Maximilian	GER	350.0		350.0				700.0
9	BUCHLI Matthijs	BCC	205.0		450.0				655.0
10	TJON EN FA Jair	SUR	130.0	145.0	1.0	325.0			601.0
11	BAUGE Gregory	FRA	250.0	350.0					600.0
12	KELEMEN Pavel	CZE	100.0	110.0	300.0	70.0			580.0
13	PAUL Nicholas	TTO			205.0	350.0			555.0
14	TRUMAN Joseph	GBR	275.0		275.0				550.0
15	WEBSTER Sam	NZL	300.0	205.0					505.0
16	FUKAYA Tomohiro	JPN	90.0	325.0	50.0				465.0
17	KENNY Jason	GBR			175.0	250.0			425.0
18	HELAL Rayan	FRA			400.0				400.0
19	OWENS Ryan	GBR		100.0		300.0			400.0
20	BOS Theo	BCC		275.0		120.0			395.0
21	HART Nathan	AUS		375.0					375.0
22	HINDES Philip	GBR		190.0	160.0				350.0
23	BARRETTE Hugo	CAN		130.0	120.0	90.0			340.0
24	QUINTERO CHAVARRO Kevin Santiago	COL	60.0	1.0	70.0	160.0			291.0
25	BOTTICHER Stefan	GER			60.0	205.0			265.0
26	AWANG Mohd Azizulhasni	MAS	50.0	60.0	1.0	145.0			256.0
27	YAKUSHEVSKIY Pavel	RUS	160.0	70.0	1.0				231.0
28	MITCHELL Ethan	NZL	110.0	120.0					230.0
29	CALEYRON Quentin	FRA			225.0				225.0
30	D'ALMEIDA Michael	FRA		225.0					225.0
31	SCHMID Jacob	AUS	225.0						225.0
32	ENGLER Eric	GER	145.0	80.0					225.0
33	PHILLIP Njjsane	TTO			110.0	110.0			220.0
34	PERALTA GASCON Juan	ESP	1.0	1.0	130.0	80.0			212.0
35	DORNBACH Maximilian	GER		1.0		190.0			191.0
36	XU Chao	CHN			190.0				190.0
37	LANDERNEAU Melvin	FRA				175.0			175.0
38	WAKIMOTO Yuta	JPC	1.0	160.0					161.0
39	KAWABATA Tomoyuki	JPN	70.0	90.0					160.0
40	SZALONTAY Sandor	HUN	80.0		1.0	60.0			141.0
41	VYNOKUROV Andrii	UKR	1.0	50.0	80.0	1.0			132.0
42	OH Jeseok	KOR			1.0	130.0			131.0
43	VIGIER Sebastien	FRA	120.0						120.0

Men's Sprint / Vitesse hommes
World Cup Standings / Classement coupe du monde

As of SUN 16 DEC 2018

Rank	Name	Team Code	Event No 1	Event No 2	Event No 3	Event No 4	Event No 5	Event No 6	Total Points
44	LAFARGUE Quentin	FRA				100.0			100.0
45	LIGTLEE Sam	NED			100.0				100.0
46	WAGNER Robin	CZE			90.0				90.0
47	SAHROM Muhammad Shah Firdaus	MAS	1.0	1.0	1.0	50.0			53.0
48	SARNECKI Rafal	POL	1.0	1.0	1.0	1.0			4.0
49	MORENO SANCHEZ Jose	ESP	1.0	1.0	1.0	1.0			4.0
50	JONAUSKAS Svajunas	LTU	1.0	1.0	1.0	1.0			4.0
51	FREITAS Kacio	BRA	1.0	1.0	1.0	1.0			4.0
52	ARCHAMBAULT Joel	PTM		1.0	1.0	1.0			3.0
53	CANELON Hersony	VEN	1.0		1.0	1.0			3.0
54	LAW Tsz Chun	HKG	1.0	1.0		1.0			3.0
55	CECHMAN Martin	CZE	1.0	1.0					2.0
56	SPIES Jean	RSA	1.0	1.0					2.0
57	VORZHEV Pavel	KAZ	1.0		1.0				2.0
58	RAMIREZ MORALES Santiago	COL	1.0	1.0					2.0
59	TKACHEV Aleksei	RUS				1.0			1.0
60	SOJKA David	CZE				1.0			1.0
61	NITTA Yudai	JPN			1.0				1.0
62	SHARAPOV Alexander	RUS				1.0			1.0
63	WATANABE Kazunari	JPC			1.0				1.0
64	CECI Luca	TRD	1.0						1.0
65	PONOMARYOV Sergey	KAZ	1.0						1.0
66	CHUGAY Andrey	KAZ			1.0				1.0
67	CECI Davide	CTF	1.0						1.0

Men's Sprint / Vitesse hommes
Results Bracket / Tableau des matchs avec résultats



Communiqué approved by the Secretary of the Commissaires Panel:

Men's Sprint / Vitesse hommes
Finals / Finales
Results and Final Classification / Résultats et classement final
 Sun 16 Dec 2018 - Race distance: 3 laps

Rank	Race Number	Name	Team Code	1st Race	2nd Race	Decider
				200m Time:	10.108	10.282
				Average Speed km/h:	71.231	70.025
Final For Gold						
GOLD	1	209 LAVREYSEN Harrie	NED	Winner	Winner	
SILVER	2	50 GLAETZER Matthew	AUS	+0.092	+0.411	
				200m Time:	10.451	10.595
				Average Speed km/h:	68.893	67.957
Final For Bronze						
BRONZE	3	208 HOOGLAND Jeffrey	NED	+0.021	Winner	Winner
	4	255 CARLIN Jack	TIN	Winner	+0.121	+1.179
				200m Time:		
				Average Speed km/h:		
Did not qualify for semifinals						
	5	260 PAUL Nicholas	TTO			
	6	249 TJON EN FA Jair	SUR			
	7	123 OWENS Ryan	GBR			
	8	224 RUDYK Mateusz	POL			
				200m Time:		
				Average Speed km/h:		
Did not qualify for 1/4 finals						
	9	122 KENNY Jason	GBR			
	10	196 LENDEL Vasilijus	LTU			
	11	136 BOTTICHER Stefan	GER			
	12	138 DORNACH Maximilian	GER			
	13	111 LANDERNEAU Melvin	FRA			
	14	88 QUINTERO CHAVARRO Kevin Santiago	COL			
	15	199 AWANG Mohd Azizulhasni	MAS			
	16	186 OH Jeseok	KOR			
				200m Time:		
				Average Speed km/h:		
Did not qualify for 1/8 finals						
	17	57 BOS Theo	BCC			
	18	261 PHILLIP Njisane	TTO			
	19	110 LAFARGUE Quentin	FRA			
	20	71 BARRETTE Hugo	CAN			
	21	103 PERALTA GASCON Juan	ESP			
	22	92 KELEMEN Pavel	CZE			
	23	160 SZALONTAY Sandor	HUN			
	24	201 SAHROM Muhammad Shah Firdaus	MAS			
	25	263 VYNOKUROV Andrii	UKR			
	26	241 TKACHEV Aleksei	RUS			
	27	237 ARCHAMBAULT Joel	PTM			
	28	102 MORENO SANCHEZ Jose	ESP			
				200m Time:		
				Average Speed km/h:		
Did not qualify for 1/16 finals						
	29	93 SOJKA David	CZE			
	30	274 CANELON Hersony	VEN			
	31	239 SHARAPOV Alexander	RUS			
	32	225 SARNECKI Rafal	POL			
	33	150 LAW Tsz Chun	HKG			
	34	195 JONAUSKAS Svajunas	LTU			
	35	70 FREITAS Kacio	BRA			

Men's Sprint / Vitesse hommes
Finals / Finales
Results and Final Classification / Résultats et classement final
Sun 16 Dec 2018 - Race distance: 3 laps

Rank	Race Number	Name	Team Code	1st Race	2nd Race	Decider
------	-------------	------	-----------	----------	----------	---------

Communiqué approved by the Secretary of the Commissaires Panel:

.....

Men's Sprint / Vitesse hommes
Finals / Finales
Start List / Liste de départ
 Sun 16 Dec 2018 - Race distance: 3 laps

Race Number	Name	Team Code	1st Race	2nd Race	Decider
<i>For Bronze</i>					
		200m Time:			
		Average Speed km/h:			
255	CARLIN Jack	TIN			
208	HOOGLAND Jeffrey	NED			
<i>For Gold</i>					
		200m Time:			
		Average Speed km/h:			
209	LAVREYSEN Harrie	NED			
50	GLAETZER Matthew	AUS			

Communiqué approved by the Secretary of the Commissaires Panel:

.....

Men's Sprint / Vitesse hommes
Semifinals / Demi-finales
Results / Résultats

Sun 16 Dec 2018 - Race distance: 3 laps

Rank	Race Number	Name	Team Code	1st Race	2nd Race	Decider	
				200m Time:	11.014	10.182	10.260
				Average Speed km/h:	65.371	70.713	70.175
Heat 1							
1	209	LAVREYSEN Harrie	NED	+4.446	Winner	Winner	
2	255	CARLIN Jack	TIN	Winner	+0.049	+0.093	
				200m Time:	10.536	9.986	10.412
				Average Speed km/h:	68.337	72.101	69.151
Heat 2							
1	50	GLAETZER Matthew	AUS	Winner	+0.158	Winner	
2	208	HOOGLAND Jeffrey	NED	+0.094	Winner	+0.312	

Qualification Rule:

The winners race for the gold and silver medals. The losers race for the bronze medal.

Communiqué approved by the Secretary of the Commissaires Panel:

.....

Men's Sprint / Vitesse hommes
Semifinals / Demi-finales
Start List / Liste de départ
 Sun 16 Dec 2018 - Race distance: 3 laps

Race Number	Name	Team Code	1st Race	2nd Race	Decider
<i>Heat 1</i>					
		200m Time:			
		Average Speed km/h:			
209	LAVREYSEN Harrie	NED			
255	CARLIN Jack	TIN			
<i>Heat 2</i>					
		200m Time:			
		Average Speed km/h:			
208	HOOGLAND Jeffrey	NED			
50	GLAETZER Matthew	AUS			

Qualification Rule:

The winners race for the gold and silver medals. The losers race for the bronze medal.

Communiqué approved by the Secretary of the Commissaires Panel:

.....

Men's Sprint / Vitesse hommes
Quarterfinals / Quart de finales
Results / Résultats

Sun 16 Dec 2018 - Race distance: 3 laps

Rank	Race Number	Name	Team Code	1st Race	2nd Race	Decider
			200m Time:	10.330	10.105	
			Average Speed km/h:	69.700	71.252	
Heat 1						
1	209	LAVREYSEN Harrie	NED	Winner	Winner	
2	224	RUDYK Mateusz	POL	+0.081	+0.058	
			200m Time:	9.889	10.092	
			Average Speed km/h:	72.808	71.344	
Heat 2						
1	208	HOOGLAND Jeffrey	NED	Winner	Winner	
2	123	OWENS Ryan	GBR	+0.029	+0.929	
			200m Time:	10.266	10.233	
			Average Speed km/h:	70.134	70.361	
Heat 3						
1	50	GLAETZER Matthew	AUS	Winner	Winner	
2	249	TJON EN FA Jair	SUR	+0.154	+0.140	
			200m Time:	10.669	10.200	
			Average Speed km/h:	67.485	70.588	
Heat 4						
1	255	CARLIN Jack	TIN	Winner	Winner	
2	260	PAUL Nicholas	TTO	REL	+0.162	

Qualification Rule:

The winner of each heat qualifies to the Semifinals.

No 260 PAUL Nicholas (TTO)

Relegation for irregular movement to prevent his opponent from passing

Déclassement pour manoeuvre illicite, faite pour empêcher son adversaire de passer

Communiqué approved by the Secretary of the Commissaires Panel:

LEGEND

REL Relegated

Men's Sprint / Vitesse hommes
Quarterfinals / Quart de finales
Start List / Liste de départ
 Sun 16 Dec 2018 - Race distance: 3 laps

Race Number	Name	Team Code	1st Race	2nd Race	Decider
Heat 1					
		200m Time:			
		Average Speed km/h:			
209	LAVREYSEN Harrie	NED			
224	RUDYK Mateusz	POL			
Heat 2					
		200m Time:			
		Average Speed km/h:			
208	HOOGLAND Jeffrey	NED			
123	OWENS Ryan	GBR			
Heat 3					
		200m Time:			
		Average Speed km/h:			
50	GLAETZER Matthew	AUS			
249	TJON EN FA Jair	SUR			
Heat 4					
		200m Time:			
		Average Speed km/h:			
260	PAUL Nicholas	TTO			
255	CARLIN Jack	TIN			

Qualification Rule:

The winner of each heat qualifies to the Semifinals.

Communiqué approved by the Secretary of the Commissaires Panel:

.....

13-16 December 2018

Communiqué no. 26

Men's Sprint / Vitesse hommes
1/8 Finals / 1/8 de finale
Results / Résultats

Sun 16 Dec 2018 - Race distance: 3 laps

Rank	Race Number	Name	Team Code	
				200m Time: 10.075
				Average Speed km/h: 71.464
Heat 1				
1	209	LAVREYSEN Harrie	NED	Winner
2	138	DORNBACH Maximilian	GER	+0.080
				200m Time: 10.107
				Average Speed km/h: 71.238
Heat 2				
1	208	HOOGLAND Jeffrey	NED	Winner
2	136	BOTTICHER Stefan	GER	+0.042
				200m Time: 10.179
				Average Speed km/h: 70.734
Heat 3				
1	50	GLAETZER Matthew	AUS	Winner
2	111	LANDERNEAU Melvin	FRA	+0.154
				200m Time: 10.174
				Average Speed km/h: 70.769
Heat 4				
1	260	PAUL Nicholas	TTO	Winner
2	88	QUINTERO CHAVARRO Kevin Santiago	COL	+0.079
				200m Time: 10.262
				Average Speed km/h: 70.162
Heat 5				
1	255	CARLIN Jack	TIN	Winner
2	199	AWANG Mohd Azizulhasni	MAS	+0.013
				200m Time: 10.270
				Average Speed km/h: 70.107
Heat 6				
1	249	TJON EN FA Jair	SUR	Winner
2	196	LENDEL Vasilijus	LTU	+0.002
				200m Time: 10.344
				Average Speed km/h: 69.606
Heat 7				
1	123	OWENS Ryan	GBR	Winner
2	186	OH Jeseok	KOR	+0.033
				200m Time: 10.271
				Average Speed km/h: 70.100
Heat 8				
1	224	RUDYK Mateusz	POL	Winner
2	122	KENNY Jason	GBR	+0.075

Qualification Rule:

The winner of each heat qualifies to the Quarterfinals.

Communiqué approved by the Secretary of the Commissaires Panel:

Note:

The average speed is taken over the last 200m.

Men's Sprint / Vitesse hommes
1/8 Finals / 1/8 de finale
Start List / Liste de départ
 Sun 16 Dec 2018 - Race distance: 3 laps

Race Number	Name	Team Code	Time
Heat 1			
		200m Time:	
		Average Speed km/h:	
209	LAVREYSEN Harrie	NED	
138	DORNBACH Maximilian	GER	
Heat 2			
		200m Time:	
		Average Speed km/h:	
208	HOOGLAND Jeffrey	NED	
136	BOTTICHER Stefan	GER	
Heat 3			
		200m Time:	
		Average Speed km/h:	
50	GLAETZER Matthew	AUS	
111	LANDERNEAU Melvin	FRA	
Heat 4			
		200m Time:	
		Average Speed km/h:	
260	PAUL Nicholas	TTO	
88	QUINTERO CHAVARRO Kevin Santiago	COL	
Heat 5			
		200m Time:	
		Average Speed km/h:	
255	CARLIN Jack	TIN	
199	AWANG Mohd Azizulhasni	MAS	
Heat 6			
		200m Time:	
		Average Speed km/h:	
249	TJON EN FA Jair	SUR	
196	LENDEL Vasilijus	LTU	
Heat 7			
		200m Time:	
		Average Speed km/h:	
123	OWENS Ryan	GBR	
186	OH Jeseok	KOR	
Heat 8			
		200m Time:	
		Average Speed km/h:	
224	RUDYK Mateusz	POL	
122	KENNY Jason	GBR	

Qualification Rule:

The winner of each heat qualifies to the Quarterfinals.

Communiqué approved by the Secretary of the Commissaires Panel:

.....

13-16 December 2018

Communiqué no. 24

Men's Sprint / Vitesse hommes
1/16 Finals / 1/16 de finale
Results / Résultats

Sun 16 Dec 2018 - Race distance: 3 laps

Rank	Race Number	Name	Team Code	
			200m Time:	10.236
			Average Speed km/h:	70.340
Heat 1				
1	255	CARLIN Jack	TIN	Winner
2	102	MORENO SANCHEZ Jose	ESP	+0.323
			200m Time:	10.444
			Average Speed km/h:	68.939
Heat 2				
1	249	TJON EN FA Jair	SUR	Winner
2	237	ARCHAMBAULT Joel	PTM	+0.604
			200m Time:	10.259
			Average Speed km/h:	70.182
Heat 3				
1	123	OWENS Ryan	GBR	Winner
2	241	TKACHEV Aleksei	RUS	+0.479
			200m Time:	10.599
			Average Speed km/h:	67.931
Heat 4				
1	224	RUDYK Mateusz	POL	Winner
2	263	VYNOKUROV Andrii	UKR	+0.074
			200m Time:	10.609
			Average Speed km/h:	67.867
Heat 5				
1	122	KENNY Jason	GBR	Winner
2	201	SAHROM Muhammad Shah Firdaus	MAS	+1.548
			200m Time:	10.426
			Average Speed km/h:	69.058
Heat 6				
1	186	OH Jeseok	KOR	Winner
2	57	BOS Theo	BCC	+0.003
			200m Time:	10.239
			Average Speed km/h:	70.319
Heat 7				
1	196	LENDEL Vasilijus	LTU	Winner
2	160	SZALONTAY Sandor	HUN	+0.281
			200m Time:	10.216
			Average Speed km/h:	70.478
Heat 8				
1	199	AWANG Mohd Azizulhasni	MAS	Winner
2	261	PHILLIP Njisane	TTO	+0.064
			200m Time:	10.365
			Average Speed km/h:	69.465
Heat 9				
1	88	QUINTERO CHAVARRO Kevin Santiago	COL	Winner
2	110	LAFARGUE Quentin	FRA	+0.004
			200m Time:	10.378
			Average Speed km/h:	69.378
Heat 10				
1	111	LANDERNEAU Melvin	FRA	Winner
2	71	BARRETTE Hugo	CAN	+0.004

Men's Sprint / Vitesse hommes
1/16 Finals / 1/16 de finale
Results / Résultats

Sun 16 Dec 2018 - Race distance: 3 laps

Rank	Race Number	Name	Team Code	
				200m Time: 10.357
				Average Speed km/h: 69.518
Heat 11				
1	136	BOTTICHER Stefan	GER	Winner
2	92	KELEMEN Pavel	CZE	+0.064
				200m Time: 10.528
				Average Speed km/h: 68.389
Heat 12				
1	138	DORNBACH Maximilian	GER	Winner
2	103	PERALTA GASCON Juan	ESP	+0.049

Qualification Rule:

The winner of each heat qualifies to the 1/8 Finals.

Communiqué approved by the Secretary of the Commissaires Panel:

.....

Note:

The average speed is taken over the last 200m.

Men's Sprint / Vitesse hommes
1/16 Finals / 1/16 de finale
Start List / Liste de départ
 Sun 16 Dec 2018 - Race distance: 3 laps

Race Number	Name	Team Code	Time
Heat 1			
		200m Time:	
		Average Speed km/h:	
255	CARLIN Jack	TIN	
102	MORENO SANCHEZ Jose	ESP	
Heat 2			
		200m Time:	
		Average Speed km/h:	
249	TJON EN FA Jair	SUR	
237	ARCHAMBAULT Joel	PTM	
Heat 3			
		200m Time:	
		Average Speed km/h:	
123	OWENS Ryan	GBR	
241	TKACHEV Aleksei	RUS	
Heat 4			
		200m Time:	
		Average Speed km/h:	
224	RUDYK Mateusz	POL	
263	VYNOKUROV Andrii	UKR	
Heat 5			
		200m Time:	
		Average Speed km/h:	
122	KENNY Jason	GBR	
201	SAHROM Muhammad Shah Firdaus	MAS	
Heat 6			
		200m Time:	
		Average Speed km/h:	
57	BOS Theo	BCC	
186	OH Jeseok	KOR	
Heat 7			
		200m Time:	
		Average Speed km/h:	
196	LENDEL Vasilijus	LTU	
160	SZALONTAY Sandor	HUN	
Heat 8			
		200m Time:	
		Average Speed km/h:	
261	PHILLIP Njisane	TTO	
199	AWANG Mohd Azizulhasni	MAS	
Heat 9			
		200m Time:	
		Average Speed km/h:	
110	LAFARGUE Quentin	FRA	
88	QUINTERO CHAVARRO Kevin Santiago	COL	
Heat 10			
		200m Time:	
		Average Speed km/h:	
71	BARRETTE Hugo	CAN	
111	LANDERNEAU Melvin	FRA	
Heat 11			
		200m Time:	
		Average Speed km/h:	
136	BOTTICHER Stefan	GER	
92	KELEMEN Pavel	CZE	

Men's Sprint / Vitesse hommes
1/16 Finals / 1/16 de finale
Start List / Liste de départ
Sun 16 Dec 2018 - Race distance: 3 laps

Race Number	Name	Team Code	Time
<i>Heat 12</i>			
138	DORNBACH Maximilian	GER	
103	PERALTA GASCON Juan	ESP	

200m Time:
Average Speed km/h:

Qualification Rule:

The winner of each heat qualifies to the 1/8 Finals.

Communiqué approved by the Secretary of the Commissaires Panel:

.....

13-16 December 2018

Communiqué no. 22

Men's Sprint / Vitesse hommes
Qualifying / Qualifications
Results / Résultats

Sun 16 Dec 2018 - Race distance: 200m flying start (3.5 laps)

World Record 9.347 PERVIS Francois FRA Aguascalientes (MEX) 6 DEC 2013

Rank	Race Number	Name	Team Code	100m	Time 100-200	Average Speed km/h
1	209	LAVREYSEN Harrie	NED	4.785 (1)	9.647 4.862 (1)	74.635
2	208	HOOGLAND Jeffrey	NED	4.800 (3)	9.689 4.889 (3)	74.311
3	50	GLAETZER Matthew	AUS	4.842 (4)	9.708 4.866 (2)	74.166
4	260	PAUL Nicholas	TTO	4.799 (2)	9.765 4.966 (10)	73.733
5	255	CARLIN Jack	TIN	4.872 (6)	9.808 4.936 (6)	73.409
6	249	TJON EN FA Jair	SUR	4.882 (9)	9.809 4.927 (4)	73.402
7	123	OWENS Ryan	GBR	4.858 (5)	9.811 4.953 (8)	73.387
8	224	RUDYK Mateusz	POL	4.881 (8)	9.812 4.931 (5)	73.380
9	122	KENNY Jason	GBR	4.889 (11)	9.847 4.958 (9)	73.119
10	57	BOS Theo	BCC	4.901 (13)	9.877 4.976 (11)	72.897
11	196	LENDEL Vasilijus	LTU	4.877 (7)	9.880 5.003 (16)	72.874
12	261	PHILLIP Njisane	TTO	4.882 (9)	9.882 5.000 (14)	72.860
13	110	LAFARGUE Quentin	FRA	4.934 (17)	9.886 4.952 (7)	72.830
14	71	BARRETTE Hugo	CAN	4.893 (12)	9.893 5.000 (14)	72.779
15	136	BOTTICHER Stefan	GER	4.911 (14)	9.910 4.999 (13)	72.654
16	138	DORNBACH Maximilian	GER	4.929 (16)	9.917 4.988 (12)	72.603
17	103	PERALTA GASCON Juan	ESP	4.941 (19)	9.944 5.003 (16)	72.405
18	92	KELEMEN Pavel	CZE	4.912 (15)	9.953 5.041 (19)	72.340
19	111	LANDERNEAU Melvin	FRA	4.940 (18)	9.994 5.054 (20)	72.043
20	88	QUINTERO CHAVARRO Kevin Santiago	COL	5.027 (29)	10.042 5.015 (18)	71.699
21	199	AWANG Mohd Azizulhasni	MAS	4.958 (20)	10.045 5.087 (22)	71.677
22	160	SZALONTAY Sandor	HUN	4.979 (22)	10.084 5.105 (24)	71.400

Men's Sprint / Vitesse hommes
Qualifying / Qualifications
Results / Résultats

Sun 16 Dec 2018 - Race distance: 200m flying start (3.5 laps)

Rank	Race Number	Name	Team Code	100m	Time 100-200	Average Speed km/h
23	186	OH Jeseok	KOR	5.012 (26)	10.094 5.082 (21)	71.330
24	201	SAHROM Muhammad Shah Firdaus	MAS	4.977 (21)	10.107 5.130 (28)	71.238
25	263	VYNOKUROV Andrii	UKR	5.011 (25)	10.108 5.097 (23)	71.231
26	241	TKACHEV Aleksei	RUS	4.997 (23)	10.134 5.137 (30)	71.048
27	237	ARCHAMBAULT Joel	PTM	5.000 (24)	10.138 5.138 (31)	71.020
28	102	MORENO SANCHEZ Jose	ESP	5.022 (27)	10.147 5.125 (27)	70.957
29	93	SOJKA David	CZE	5.057 (32)	10.165 5.108 (25)	70.831
30	274	CANELON Hersony	VEN	5.030 (30)	10.165 5.135 (29)	70.831
31	239	SHARAPOV Alexander	RUS	5.025 (28)	10.166 5.141 (32)	70.824
32	225	SARNECKI Rafal	POL	5.052 (31)	10.172 5.120 (26)	70.783
33	150	LAW Tsz Chun	HKG	5.075 (34)	10.248 5.173 (33)	70.258
34	195	JONAUSKAS Svajunas	LTU	5.068 (33)	10.271 5.203 (34)	70.100
35	70	FREITAS Kacio	BRA	5.087 (35)	10.299 5.212 (35)	69.910

Qualification Rule:

Top 4 riders qualify for 1/8 Finals. 5th to 28th places qualify for 1/16 Finals.

Communiqué approved by the Secretary of the Commissaires Panel:

**Men's Sprint / Vitesse hommes
Qualifying / Qualifications
Start List / Liste de départ**

Sun 16 Dec 2018 - Race distance: 200m flying start (3.5 laps)

World Record	9.347 PERVIS Francois	FRA	Aguascalientes (MEX)	6 DEC 2013
---------------------	-----------------------	-----	----------------------	------------

Order	Race Number	Name	Team Code	Time
1	110	LAFARGUE Quentin	FRA	_____
2	237	ARCHAMBAULT Joel	PTM	_____
3	93	SOJKA David	CZE	_____
4	186	OH Jeseok	KOR	_____
5	241	TKACHEV Aleksei	RUS	_____
6	122	KENNY Jason	GBR	_____
7	239	SHARAPOV Alexander	RUS	_____
8	225	SARNECKI Rafal	POL	_____
9	102	MORENO SANCHEZ Jose	ESP	_____
10	138	DORNBACH Maximilian	GER	_____
11	70	FREITAS Kacio	BRA	_____
12	274	CANELON Hersony	VEN	_____
13	150	LAW Tsz Chun	HKG	_____
14	263	VYNOKUROV Andrii	UKR	_____
15	57	BOS Theo	BCC	_____
16	261	PHILLIP Njisane	TTO	_____
17	201	SAHROM Muhammad Shah Firdaus	MAS	_____
18	195	JONAUSKAS Svajunas	LTU	_____
19	160	SZALONTAY Sandor	HUN	_____
20	136	BOTTICHER Stefan	GER	_____
21	111	LANDERNEAU Melvin	FRA	_____
22	103	PERALTA GASCON Juan	ESP	_____
23	123	OWENS Ryan	GBR	_____
24	88	QUINTERO CHAVARRO Kevin Santiago	COL	_____
25	249	TJON EN FA Jair	SUR	_____
26	92	KELEMEN Pavel	CZE	_____
27	199	AWANG Mohd Azizulhasni	MAS	_____
28	71	BARRETTE Hugo	CAN	_____
29	260	PAUL Nicholas	TTO	_____
30	255	CARLIN Jack	TIN	_____
31	196	LENDEL Vasilijus	LTU	_____
32	224	RUDYK Mateusz	POL	_____
33	208	HOOGLAND Jeffrey	NED	_____
34	209	LAVREYSEN Harrie	NED	_____
35	50	GLAETZER Matthew	AUS	_____

Men's Sprint / Vitesse hommes**Qualifying / Qualifications****Start List / Liste de départ**

Sun 16 Dec 2018 - Race distance: 200m flying start (3.5 laps)

Order	Race Number	Name	Team Code	Time
-------	-------------	------	-----------	------

Qualification Rule:

Top 4 riders qualify for 1/8 Finals. 5th to 28th places qualify for 1/16 Finals.

Communiqué approved by the Secretary of the Commissaires Panel:

Men's Keirin / Keirin hommes
World Cup Standings / Classement coupe du monde

As of SAT 15 DEC 2018

Event No 1	Saint-Quentin-en-Yvelines (FRA)	19-21 OCT 2018
Event No 2	Milton (CAN)	26-28 OCT 2018
Event No 3	Berlin (GER)	30 NOV-2 DEC 2018
Event No 4	London (GBR)	14-16 DEC 2018
Event No 5	Cambridge (NZL)	18-20 JAN 2019
Event No 6	Hong-Kong (HKG)	25-27 JAN 2019

Rank	Name	Team Code	Event No 1	Event No 2	Event No 3	Event No 4	Event No 5	Event No 6	Total Points
1	BUCHLI Matthijs	BCC		400.0	500.0	500.0			1400.0
2	AWANG Mohd Azizulhasni	MAS	175.0	120.0	400.0	450.0			1145.0
3	GLAETZER Matthew	AUS	250.0		450.0	300.0			1000.0
4	QUINTERO CHAVARRO Kevin Santiago	COL	120.0	225.0	350.0	250.0			945.0
5	WAKIMOTO Yuta	JPC	500.0	325.0					825.0
6	MAKSEL Krzysztof	POL	400.0	190.0		175.0			765.0
7	BARRETTE Hugo	CAN		450.0	110.0	190.0			750.0
8	BOS Theo	BCC	350.0			400.0			750.0
9	CARLIN Jack	GBR	375.0			375.0			750.0
10	VIGIER Sebastien	FRA		375.0	375.0				750.0
11	DAWKINS Edward	NZL	450.0	275.0					725.0
12	KENNY Jason	GBR		500.0	110.0				610.0
13	LAVREYSEN Harrie	NED		250.0	325.0				575.0
14	BROWNE Kwesi	TTO			190.0	350.0			540.0
15	PERALTA GASCON Juan	ESP	80.0	175.0	110.0	175.0			540.0
16	CECI Francesco	ITA	80.0	120.0	190.0	120.0			510.0
17	VYNOKUROV Andrii	UKR	120.0	205.0		175.0			500.0
18	TRUMAN Joseph	TIN			275.0	205.0			480.0
19	KELEMEN Pavel	CZE			190.0	275.0			465.0
20	CANELON Hersony	VEN	325.0		110.0	1.0			436.0
21	BABEK Tomas	CZE	80.0	350.0					430.0
22	NOVIK Uladzislau	BLR	120.0	175.0		120.0			415.0
23	FREITAS Kacio	BRA	190.0	80.0	50.0	80.0			400.0
24	PERKINS Shane Alan	RUS	175.0		205.0				380.0
25	SZALONTAY Sandor	HUN	175.0		110.0	80.0			365.0
26	LENDEL Vasilijus	LTU	80.0	80.0	190.0	1.0			351.0
27	VORZHEV Pavel	KAZ	300.0		50.0				350.0
28	XU Chao	CHN			225.0	120.0			345.0
29	KAWABATA Tomoyuki	JPN	225.0	120.0					345.0
30	ARCHAMBAULT Joel	PTM		175.0	50.0	120.0			345.0
31	HELAL Rayan	FRA				325.0			325.0
32	BOTTICHER Stefan	GER			300.0				300.0
33	CONSTABLE Patrick	AUS		300.0					300.0
34	DUBCHENKO Aleksandr	RUS		120.0		175.0			295.0
35	PERVIS Francois	FRA	275.0						275.0
36	NITTA Yudai	JPN			250.0				250.0
37	EILERS Joachim	GER				225.0			225.0
38	JURCZYK Marc	GER	205.0						205.0
39	KANG Shih Feng	TPE			190.0				190.0
39	WATANABE Kazunari	JPC			190.0				190.0
41	OH Jeseok	KOR			110.0	80.0			190.0
42	DORNBACH Maximilian	GER		175.0					175.0
43	CECI Luca	TRD	175.0						175.0

Men's Keirin / Keirin hommes
World Cup Standings / Classement coupe du monde

As of SAT 15 DEC 2018

Rank	Name	Team Code	Event No 1	Event No 2	Event No 3	Event No 4	Event No 5	Event No 6	Total Points
44	TJON EN FA Jair	SUR	120.0	1.0					121.0
45	SPIES Jean	RSA	1.0	80.0					81.0
46	HSIAO Shih Hsin	TPE				80.0			80.0
47	VERDUGO OSUNA Edgar Ismael	MEX		80.0					80.0
48	OMELCHENKO Sergii	AZE	1.0	1.0	50.0	1.0			53.0
49	LIPA Mateusz	POL			50.0				50.0
50	LAW Tsz Chun	HKG		1.0					1.0
51	LIGTLEE Sam	NED	1.0						1.0
51	LIU Kuan	CHN	1.0						1.0

Men's Keirin / Keirin hommes
Finals / Finales
Results / Résultats
 Sat 15 Dec 2018 - Race distance: 6 laps

Rank	Race Number	Name	Team Code	Time Behind
				200m Time: 10.315
				Average Speed km/h: 69.801
Final 1-6				
1	206	BUCHLI Matthijs	NED	
2	199	AWANG Mohd Azizulhasni	MAS	+0.033
3	57	BOS Theo	BCC	+0.180
4	255	CARLIN Jack	TIN	+0.290
5	259	BROWNE Kwesi	TTO	+0.408
6	109	HELAL Rayan	FRA	+0.744
				200m Time: 10.305
				Average Speed km/h: 69.869
Final 7-12				
7	50	GLAETZER Matthew	AUS	
8	92	KELEMEN Pavel	CZE	+0.013
9	88	QUINTERO CHAVARRO Kevin Santiago	COL	+0.067
10	139	EILERS Joachim	GER	+0.332
11	125	TRUMAN Joseph	GBR	+0.451
12	71	BARRETTE Hugo	CAN	+0.463
Did not qualify from First round				
13	103	PERALTA GASCON Juan	ESP	
13	221	MAKSEL Krzysztof	POL	
13	238	DUBCHENKO Aleksandr	RUS	
13	263	VYNOKUROV Andrii	UKR	
17	67	NOVIK Uladzislau	BLR	
17	79	XU Chao	CHN	
17	171	CECI Francesco	ITA	
17	237	ARCHAMBAULT Joel	PTM	
21	70	FREITAS Kacio	BRA	
21	160	SZALONTAY Sandor	HUN	
21	186	OH Jeseok	KOR	
21	256	HSIAO Shih Hsin	TPE	
25	56	OMELCHENKO Sergii	AZE	
25	196	LENDEL Vasilijus	LTU	
25	274	CANELON Hersony	VEN	

Communiqué approved by the Secretary of the Commissaires Panel:

Men's Keirin / Keirin hommes
Finals / Finales
Start List / Liste de départ
 Sat 15 Dec 2018 - Race distance: 6 laps

Race Number	Name	Team Code
Final 7-12		
50	GLAETZER Matthew	AUS
71	BARRETTE Hugo	CAN
88	QUINTERO CHAVARRO Kevin Santiago	COL
92	KELEMEN Pavel	CZE
125	TRUMAN Joseph	GBR
139	EILERS Joachim	GER
Final 1-6		
57	BOS Theo	BCC
109	HELAL Rayan	FRA
199	AWANG Mohd Azizulhasni	MAS
206	BUCHLI Matthijs	NED
255	CARLIN Jack	TIN
259	BROWNE Kwesi	TTO

Communiqué approved by the Secretary of the Commissaires Panel:

.....

Men's Keirin / Keirin hommes
Second Round / Deuxième tour
Results / Résultats

Sat 15 Dec 2018 - Race distance: 6 laps

Rank	Race Number	Name	Team Code	Time Behind
				200m Time: 10.254
				Average Speed km/h: 70.217
Heat 1				
1	206	BUCHLI Matthijs	NED	
2	255	CARLIN Jack	TIN	+0.014
3	259	BROWNE Kwesi	TTO	+0.106
4	92	KELEMEN Pavel	CZE	+0.196
5	139	EILERS Joachim	GER	+0.232
6	71	BARRETTE Hugo	CAN	+0.337
				200m Time: 10.432
				Average Speed km/h: 69.018
Heat 2				
1	199	AWANG Mohd Azizulhasni	MAS	
2	109	HELAL Rayan	FRA	+0.001
3	57	BOS Theo	BCC	+0.037
4	125	TRUMAN Joseph	GBR	+0.040
5	88	QUINTERO CHAVARRO Kevin Santiago	COL	+0.134
6	50	GLAETZER Matthew	AUS	+0.376

Qualification Rule:

The first three riders in each heat qualify to final 1-6, all other riders advance to final 7-12.

Communiqué approved by the Secretary of the Commissaires Panel:

.....

Men's Keirin / Keirin hommes
Second Round / Deuxième tour
Start List / Liste de départ
 Sat 15 Dec 2018 - Race distance: 6 laps

Race Number	Name	Team Code
Heat 1		
71	BARRETTE Hugo	CAN
92	KELEMEN Pavel	CZE
139	EILERS Joachim	GER
206	BUCHLI Matthijs	NED
255	CARLIN Jack	TIN
259	BROWNE Kwesi	TTO
Heat 2		
50	GLAETZER Matthew	AUS
57	BOS Theo	BCC
88	QUINTERO CHAVARRO Kevin Santiago	COL
109	HELAL Rayan	FRA
125	TRUMAN Joseph	GBR
199	AWANG Mohd Azizulhasni	MAS

Qualification Rule:

The first three riders in each heat qualify to final 1-6, all other riders advance to final 7-12.

Communiqué approved by the Secretary of the Commissaires Panel:

.....

Men's Keirin / Keirin hommes
First Round Repechage / Repêchage premier tour
Results / Résultats

Sat 15 Dec 2018 - Race distance: 6 laps

Rank	Race Number	Name	Team Code	Time Behind
				200m Time: 10.176
				Average Speed km/h: 70.755
Heat 1				
1	139	EILERS Joachim	GER	
2	221	MAKSEL Krzysztof	POL	+0.270
3	237	ARCHAMBAULT Joel	PTM	+0.699
4	256	HSIAO Shih Hsin	TPE	+0.954
				200m Time: 10.362
				Average Speed km/h: 69.485
Heat 2				
1	50	GLAETZER Matthew	AUS	
2	103	PERALTA GASCON Juan	ESP	+0.114
3	79	XU Chao	CHN	+0.421
4	70	FREITAS Kacio	BRA	+0.525
5	56	OMELCHENKO Sergii	AZE	+0.897
				200m Time: 10.446
				Average Speed km/h: 68.926
Heat 3				
1	199	AWANG Mohd Azizulhasni	MAS	
2	263	VYNOKUROV Andrii	UKR	+0.129
3	67	NOVIK Uladzislau	BLR	+0.162
4	160	SZALONTAY Sandor	HUN	+0.259
5	274	CANELON Hersony	VEN	+0.343
				200m Time: 10.572
				Average Speed km/h: 68.104
Heat 4				
1	71	BARRETTE Hugo	CAN	
2	238	DUBCHENKO Aleksandr	RUS	+0.067
3	171	CECI Francesco	ITA	+0.094
4	186	OH Jeseok	KOR	+0.202
5	196	LENDEL Vasilijus	LTU	+0.394

Qualification Rule:

The winner of each heat qualifies to the Second round.

Communiqué approved by the Secretary of the Commissaires Panel:

.....

Men's Keirin / Keirin hommes
First Round Repechage / Repêchage premier tour
Start List / Liste de départ
 Sat 15 Dec 2018 - Race distance: 6 laps

Race Number	Name	Team Code
Heat 1		
139	EILERS Joachim	GER
221	MAKSEL Krzysztof	POL
237	ARCHAMBAULT Joel	PTM
256	HSIAO Shih Hsin	TPE
Heat 2		
50	GLAETZER Matthew	AUS
56	OMELCHENKO Sergii	AZE
70	FREITAS Kacio	BRA
79	XU Chao	CHN
103	PERALTA GASCON Juan	ESP
Heat 3		
67	NOVIK Uladzislau	BLR
160	SZALONTAY Sandor	HUN
199	AWANG Mohd Azizulhasni	MAS
263	VYNOKUROV Andrii	UKR
274	CANELON Hersony	VEN
Heat 4		
71	BARRETTE Hugo	CAN
171	CECI Francesco	ITA
186	OH Jeseok	KOR
196	LENDEL Vasilijus	LTU
238	DUBCHENKO Aleksandr	RUS

Qualification Rule:

The winner of each heat qualifies to the Second round.

Communiqué approved by the Secretary of the Commissaires Panel:

.....

Men's Keirin / Keirin hommes
First Round / Premier tour
Results / Résultats
 Sat 15 Dec 2018 - Race distance: 6 laps

Rank	Race Number	Name	Team Code	Time Behind
				200m Time: 10.295
				Average Speed km/h: 69.937
Heat 1				
1	206	BUCHLI Matthijs	NED	
2	88	QUINTERO CHAVARRO Kevin Santiago	COL	+0.079
3	139	EILERS Joachim	GER	+0.153
4	171	CECI Francesco	ITA	+0.720
5	263	VYNOKUROV Andrii	UKR	+0.772
6	79	XU Chao	CHN	+0.854
				200m Time: 10.546
				Average Speed km/h: 68.272
Heat 2				
1	57	BOS Theo	BCC	
2	259	BROWNE Kwesi	TTO	+0.144
3	50	GLAETZER Matthew	AUS	+0.155
4	274	CANELON Hersony	VEN	+0.469
5	70	FREITAS Kacio	BRA	+1.204
6	237	ARCHAMBAULT Joel	PTM	+2.074
7	71	BARRETTE Hugo	CAN	REL
				200m Time: 10.490
				Average Speed km/h: 68.637
Heat 3				
1	109	HELAL Rayan	FRA	
2	92	KELEMEN Pavel	CZE	+0.368
3	160	SZALONTAY Sandor	HUN	+0.607
4	103	PERALTA GASCON Juan	ESP	+0.612
5	256	HSIAO Shih Hsin	TPE	+0.629
6	238	DUBCHENKO Aleksandr	RUS	+0.870
7	199	AWANG Mohd Azizulhasni	MAS	REL
				200m Time: 10.098
				Average Speed km/h: 71.301
Heat 4				
1	255	CARLIN Jack	TIN	
2	125	TRUMAN Joseph	GBR	+0.124
3	196	LENDEL Vasilijus	LTU	+0.289
4	221	MAKSEL Krzysztof	POL	+0.370
5	186	OH Jeseok	KOR	+0.523
6	67	NOVIK Uladzislau	BLR	+0.742
7	56	OMELCHENKO Sergii	AZE	+1.294

Qualification Rule:

The first two riders in each heat qualify to the Second round, all other riders advance to the First round repechages.

**Men's Keirin / Keirin hommes
First Round / Premier tour
Results / Résultats**

Sat 15 Dec 2018 - Race distance: 6 laps

Rank	Race Number	Name	Team Code	Time Behind
------	-------------	------	-----------	-------------

No 71 BARRETTE Hugo (CAN)Relegation for not holding his/her line during the final sprint
Déclassement pour avoir quitté sa ligne pendant le sprint final**No 199 AWANG Mohd Azizulhasni (MAS)**Relegation for entering the sprinter's lane when the opponent was already there
Déclassement pour être entré dans le couloir des sprinters alors que son adversaire s'y trouvait déjàCommuniqué approved by the Secretary of the Commissaires Panel:
.....**LEGEND****REL** Relegated

Men's Keirin / Keirin hommes
First Round / Premier tour
Start List / Liste de départ
 Sat 15 Dec 2018 - Race distance: 6 laps

Race Number	Name	Team Code
Heat 1		
79	XU Chao	CHN
88	QUINTERO CHAVARRO Kevin Santiago	COL
139	EILERS Joachim	GER
171	CECI Francesco	ITA
206	BUCHLI Matthijs	NED
263	VYNOKUROV Andrii	UKR
Heat 2		
50	GLAETZER Matthew	AUS
57	BOS Theo	BCC
70	FREITAS Kacio	BRA
71	BARRETTE Hugo	CAN
237	ARCHAMBAULT Joel	PTM
259	BROWNE Kwesi	TTO
274	CANELON Hersony	VEN
Heat 3		
92	KELEMEN Pavel	CZE
103	PERALTA GASCON Juan	ESP
109	HELAL Rayan	FRA
160	SZALONTAY Sandor	HUN
199	AWANG Mohd Azizulhasni	MAS
238	DUBCHENKO Aleksandr	RUS
256	HSIAO Shih Hsin	TPE
Heat 4		
56	OMELCHENKO Sergii	AZE
67	NOVIK Uladzislau	BLR
125	TRUMAN Joseph	GBR
186	OH Jeseok	KOR
196	LENDEL Vasilijus	LTU
221	MAKSEL Krzysztof	POL
255	CARLIN Jack	TIN

Qualification Rule:

The first two riders in each heat qualify to the Second round, all other riders advance to the First round repechages.

Communiqué approved by the Secretary of the Commissaires Panel:

.....

Men's Team Pursuit / Poursuite par équipe hommes
World Cup Standings / Classement coupe du monde

As of FRI 14 DEC 2018

Event No 1	Saint-Quentin-en-Yvelines (FRA)	19-21 OCT 2018
Event No 2	Milton (CAN)	26-28 OCT 2018
Event No 3	Berlin (GER)	30 NOV-2 DEC 2018
Event No 4	London (GBR)	14-16 DEC 2018
Event No 5	Cambridge (NZL)	18-20 JAN 2019
Event No 6	Hong-Kong (HKG)	25-27 JAN 2019

Rank	Name	Team Code	Event No 1	Event No 2	Event No 3	Event No 4	Event No 5	Event No 6	Total Points
1	DENMARK	DEN	1000.0	1000.0	900.0	700.0			3600.0
2	HUUB WATTBIKE TEST TEAM	HUB	750.0	900.0	750.0	1000.0			3400.0
3	GREAT BRITAIN	GBR	900.0	800.0	700.0	800.0			3200.0
4	BELGIUM	BEL	450.0	600.0	600.0	900.0			2550.0
5	ITALY	ITA	800.0	500.0	500.0	750.0			2550.0
6	GERMANY	GER	700.0	650.0	650.0	550.0			2550.0
7	POLAND	POL	500.0	320.0	410.0	650.0			1880.0
8	FRANCE	FRA	600.0	750.0		500.0			1850.0
9	RUSSIAN FEDERATION	RUS	550.0	410.0	550.0				1510.0
10	CANADA	CAN		700.0	800.0				1500.0
11	NEW ZEALAND	NZL	650.0	550.0					1200.0
12	SWITZERLAND	SUI	410.0	450.0	290.0				1150.0
13	KOREA	KOR			450.0	600.0			1050.0
14	AUSTRALIA	AUS			1000.0				1000.0
15	BELARUS	BLR	380.0		350.0				730.0
16	TRACK-TEAM BRANDENBURG	TTB	350.0		320.0				670.0
17	UKRAINE	UKR	320.0		260.0				580.0
18	PEOPLE'S REPUBLIC OF CHINA	CHN				450.0			450.0
19	LOKOSPHINX	LOK			380.0				380.0
20	UNITED STATES OF AMERICA	USA		380.0					380.0
21	P2M	PTM		350.0					350.0
22	JAPAN	JPN		290.0					290.0
23	KAZAKHSTAN	KAZ			240.0				240.0
24	MARATHON-TULA CYCLING TEAM	MCT			220.0				220.0

Men's Team Pursuit / Poursuite par équipe hommes
Finals / Finales
Results and Final Classification / Résultats et classement final
 Fri 14 Dec 2018 - Race distance: 4000m

World Record	3:49.804 AUSTRALIA	Brisbane (AUS)	5 APR 2018
---------------------	--------------------	----------------	------------

Rank	Team / Name	1000m	2000m 1000-2000	3000m 2000-3000	Time 3000-4000	Average Speed km/h
Final for Gold						
GOLD	1 HUB - Huub Wattbike Test Team	1:03.791 (2)	2:01.245 (2)	2:59.284 (2)	3:57.726	60.574
	155 ARCHIBALD John		57.454 (1)	58.039 (1)	58.442 (1)	
	156 BIGHAM Daniel					
	157 LAMBIE Ashton					
	159 WALE Jonathan	(X)				
SILVER	2 BEL - Belgium	1:02.918 (1)	2:00.605 (1)	2:58.671 (1)	3:59.014	60.248
	3 de VYLLDER Lindsay	(X)	57.687 (2)	58.066 (2)	1:00.343 (2)	
	59 de KETELE Kenny					
	61 GHYS Robbe					
	62 van den BOSSCHE Fabio					
Final for Bronze						
BRONZE	3 GBR - Great Britain	1:03.280 (2)	2:02.157 (2)	3:00.999 (2)	3:59.609	60.098
	15 WALLS Matthew		58.877 (2)	58.842 (1)	58.610 (1)	
	124 TIDBALL William					
	126 VERNON Ethan					
	127 WRIGHT Fred	(X)				
	4 ITA - Italy	1:03.217 (1)	2:00.205 (1)	2:59.061 (1)	3:59.639	60.090
	25 VIVIANI Elia		56.988 (1)	58.856 (2)	1:00.578 (2)	
	170 BERTAZZO Liam					
	172 LAMON Francesco					
	175 SCARTEZZINI Michele	(X)				
Placed after First Round						
	5 DEN - Denmark					
	10 von FOLSACH Casper					
	98 FREDERIKSEN Oliver Wulff					
	99 JOHANSEN Julius					
	100 MALMBERG Matias Gunnar					
	6 POL - Poland					
	35 KRAWCZYK Szymon					
	219 CZUBAK Dawid					
	220 KAISER Adrian					
	223 RUDYK Bartosz					
	7 KOR - Republic of Korea					
	184 IM Jaeyeon					
	185 MIN Kyeongho					
	187 PARK Keonwoo					
	188 SHIN Dongin					
	8 GER - Germany					
	134 BANUSCH Richard					
	137 DIK Calvin					
	142 THIELE Kersten					
	143 WOLF Justin					

Men's Team Pursuit / Poursuite par équipe hommes
Finals / Finales
Results and Final Classification / Résultats et classement final
 Fri 14 Dec 2018 - Race distance: 4000m

Rank	Team / Name	1000m	2000m 1000-2000	3000m 2000-3000	Time 3000-4000	Average Speed km/h
------	-------------	-------	--------------------	--------------------	-------------------	--------------------------

Did not qualify first round

9 FRA - France

- 107 COSTEPLANE Aurelien
- 112 LECAMUS LAMBERT Florentin
- 113 TABELLION Valentin
- 114 VAUQUELIN Kevin

10 CHN - China

- 75 CHEN Zhiwen
- 76 GUO Liang
- 78 SHEN Pingan
- 80 XU Zhaoliang

Communiqué approved by the Secretary of the Commissaires Panel:

LEGEND
(X) Rider pulled out before the finish

13-16 December 2018

Men's Team Pursuit / Poursuite par équipe hommes
Finals / Finales
Race Analysis / Analyse de course

GOLD

HUB - Huub Wattbike Test Team				BEL - Belgium			
Distance	Time	Rank	Lap Time	Distance	Time	Rank	Lap Time
125m	13.283	2		125m	13.220	1	
250m	20.914	2	20.914	250m	20.561	1	20.561
375m	28.197	2		375m	27.552	1	
500m	35.313	2	14.399	500m	34.626	1	14.065
625m	42.444	2		625m	41.685	1	
750m	49.512	2	14.199	750m	48.671	1	14.045
875m	56.660	2		875m	55.781	1	
1000m	1:03.791	2	14.279	1000m	1:02.918	1	14.247
1125m	1:10.938	2		1125m	1:10.250	1	
1250m	1:18.107	2	14.316	1250m	1:17.343	1	14.425
1375m	1:25.277	2		1375m	1:24.389	1	
1500m	1:32.556	2	14.449	1500m	1:31.595	1	14.252
1625m	1:39.667	2		1625m	1:38.778	1	
1750m	1:46.814	2	14.258	1750m	1:45.999	1	14.404
1875m	1:54.020	1		1875m	1:54.165	2	
2000m	2:01.245	2	14.431	2000m	2:00.605	1	14.606
2125m	2:08.535	2		2125m	2:07.814	1	
2250m	2:15.934	2	14.689	2250m	2:15.139	1	14.534
2375m	2:23.157	2		2375m	2:22.259	1	
2500m	2:30.335	2	14.401	2500m	2:29.378	1	14.239
2625m	2:37.520	2		2625m	2:36.667	1	
2750m	2:44.680	2	14.345	2750m	2:43.860	1	14.482
2875m	2:51.892	2		2875m	2:51.137	1	
3000m	2:59.284	2	14.604	3000m	2:58.671	1	14.811
3125m	3:06.482	2		3125m	3:06.001	1	
3250m	3:13.723	2	14.439	3250m	3:13.451	1	14.780
3375m	3:20.963	2		3375m	3:20.757	1	
3500m	3:28.251	1	14.528	3500m	3:28.333	2	14.882
3625m	3:35.539	1		3625m	3:36.092	2	
3750m	3:43.004	1	14.753	3750m	3:43.676	2	15.343
3875m	3:50.372	1		3875m	3:51.347	2	
4000m	3:57.726	1	14.722	4000m	3:59.014	2	15.338

13-16 December 2018

Men's Team Pursuit / Poursuite par équipe hommes
Finals / Finales
Race Analysis / Analyse de course

BRONZE

ITA - Italy				GBR - Great Britain			
Distance	Time	Rank	Lap Time	Distance	Time	Rank	Lap Time
125m	13.062	2		125m	12.552	1	
250m	20.632	2	20.632	250m	20.015	1	20.015
375m	27.748	2		375m	27.097	1	
500m	34.845	2	14.213	500m	34.208	1	14.193
625m	41.968	2		625m	41.289	1	
750m	49.075	2	14.230	750m	48.477	1	14.269
875m	56.254	2		875m	55.849	1	
1000m	1:03.217	1	14.142	1000m	1:03.280	2	14.803
1125m	1:10.235	1		1125m	1:10.709	2	
1250m	1:17.455	1	14.238	1250m	1:18.085	2	14.805
1375m	1:24.511	1		1375m	1:25.472	2	
1500m	1:31.528	1	14.073	1500m	1:32.797	2	14.712
1625m	1:38.706	1		1625m	1:40.109	2	
1750m	1:45.783	1	14.255	1750m	1:47.430	2	14.633
1875m	1:53.011	1		1875m	1:54.894	2	
2000m	2:00.205	1	14.422	2000m	2:02.157	2	14.727
2125m	2:07.402	1		2125m	2:09.377	2	
2250m	2:14.763	1	14.558	2250m	2:16.582	2	14.425
2375m	2:22.232	1		2375m	2:23.895	2	
2500m	2:29.582	1	14.819	2500m	2:31.233	2	14.651
2625m	2:36.934	1		2625m	2:38.619	2	
2750m	2:44.450	1	14.868	2750m	2:46.187	2	14.954
2875m	2:51.792	1		2875m	2:53.647	2	
3000m	2:59.061	1	14.611	3000m	3:00.999	2	14.812
3125m	3:06.527	1		3125m	3:08.408	2	
3250m	3:13.899	1	14.838	3250m	3:15.742	2	14.743
3375m	3:21.446	1		3375m	3:23.130	2	
3500m	3:29.092	1	15.193	3500m	3:30.645	2	14.903
3625m	3:36.778	1		3625m	3:37.940	2	
3750m	3:44.267	1	15.175	3750m	3:45.182	2	14.537
3875m	3:51.868	1		3875m	3:52.382	2	
4000m	3:59.639	4	15.372	4000m	3:59.609	3	14.427

Communiqué approved by the Secretary of the Commissaires Panel:

Men's Team Pursuit / Poursuite par équipe hommes
Finals / Finales
Start List / Liste de départ
 Fri 14 Dec 2018 - Race distance: 4000m

World Record	3:49.804 AUSTRALIA	Brisbane (AUS)	5 APR 2018
---------------------	--------------------	----------------	------------

Heat	Race Number	Team / Name	Time
FOR BRONZE		ITA - Italy	_____
	25	VIVIANI Elia	
	170	BERTAZZO Liam	
	172	LAMON Francesco	
	175	SCARTEZZINI Michele	
		GBR - Great Britain	_____
	15	WALLS Matthew	
	124	TIDBALL William	
	126	VERNON Ethan	
	127	WRIGHT Fred	
FOR GOLD		HUB - Huub Wattbike Test Team	_____
	155	ARCHIBALD John	
	156	BIGHAM Daniel	
	157	LAMBIE Ashton	
	159	WALE Jonathan	
		BEL - Belgium	_____
	3	de VYLDER Lindsay	
	59	de KETELE Kenny	
	61	GHYS Robbe	
	62	van den BOSSCHE Fabio	

Communiqué approved by the Secretary of the Commissaires Panel:

.....

Note:

The composition of the teams may be subject to change up to one hour before the start of the race.

Men's Team Pursuit / Poursuite par équipe hommes
First Round / Premier tour
Results / Résultats

Fri 14 Dec 2018 - Race distance: 4000m

World Record	3:49.804 AUSTRALIA	Brisbane (AUS)	5 APR 2018
---------------------	--------------------	----------------	------------

Heat	Rank	Team / Name	1000m	2000m 1000-2000	3000m 2000-3000	Time 3000-4000	Average Speed km/h	
1	1	DEN - Denmark	1:03.539 (1)	2:01.981 (2)	3:01.022 (2)	4:00.475	59.881	
		10 von FOLSACH Casper		58.442 (2)	59.041 (1)	59.453 (1)		
		98 FREDERIKSEN Oliver Wulff						
		99 JOHANSEN Julius						
		100 MALMBERG Matias Gunnar						(X)
	2	POL - Poland	1:03.672 (2)	2:01.656 (1)	3:00.917 (1)	4:01.355	59.663	
		35 KRAWCZYK Szymon		57.984 (1)	59.261 (2)	1:00.438 (2)		
		219 CZUBAK Dawid						
		220 KAISER Adrian						
		223 RUDYK Bartosz						
2	1	GBR - Great Britain	1:03.455 (1)	2:01.659 (1)	2:59.999 (1)	3:58.626	60.345	QB
		15 WALLS Matthew		58.204 (1)	58.340 (1)	58.627 (1)		
		126 VERNON Ethan						
		124 TIDBALL William						
		127 WRIGHT Fred						(X)
	2	GER - Germany	1:04.714 (2)	2:03.438 (2)	3:02.464 (2)	4:02.287	59.434	
		134 BANUSCH Richard		58.724 (2)	59.026 (2)	59.823 (2)		
		137 DIK Calvin						(X)
		142 THIELE Kersten						
		143 WOLF Justin						
3	1	BEL - Belgium	1:02.984 (1)	2:00.446 (1)	2:58.246 (1)	3:57.709	60.578	QG
		3 de VYLDER Lindsay		57.462 (2)	57.800 (1)	59.463 (2)		(X)
		59 de KETELE Kenny						
		61 GHYS Robbe						
		62 van den BOSSCHE Fabio						
	2	ITA - Italy	1:04.025 (2)	2:01.196 (2)	2:59.505 (2)	3:58.016	60.500	QB
		170 BERTAZZO Liam		57.171 (1)	58.309 (2)	58.511 (1)		
		172 LAMON Francesco						
		174 PLEBANI Davide						(X)
		25 VIVIANI Elia						
4	1	HUB - Huub Wattbike Test Team	1:03.712 (1)	2:01.261 (1)	2:58.417 (1)	3:57.363	60.667	QG
		155 ARCHIBALD John		57.549 (1)	57.156 (1)	58.946 (1)		
		156 BIGHAM Daniel						
		157 LAMBIE Ashton						(X)
		159 WALE Jonathan						
	2	KOR - Republic of Korea	1:04.598 (2)	2:02.588 (2)	3:01.369 (2)	4:02.255	59.441	
		184 IM Jaeyeon		57.990 (2)	58.781 (2)	1:00.886 (2)		
		185 MIN Kyeongho						(X)
		187 PARK Keonwoo						
		188 SHIN Dongin						

Men's Team Pursuit / Poursuite par équipe hommes
First Round / Premier tour
Results / Résultats

Fri 14 Dec 2018 - Race distance: 4000m

Heat	Rank	Team / Name	1000m	2000m 1000-2000	3000m 2000-3000	Time 3000-4000	Average Speed km/h
------	------	-------------	-------	--------------------	--------------------	-------------------	--------------------------

Qualification Rule:

The winners of heats 3 and 4 in the First round ride the final for the gold and silver medals.
 The remaining six teams will be ranked by their times in the First round and will be paired as follows:
 The two fastest teams ride the final for the bronze medal.

Communiqué approved by the Secretary of the Commissaires Panel:

LEGEND

(X) Rider pulled out before the finish **QB** Qualified for Bronze **QG** Qualified for Gold

13-16 December 2018

Men's Team Pursuit / Poursuite par équipe hommes
First Round / Premier tour
Race Analysis / Analyse de course

Heat 1

POL - Poland				DEN - Denmark			
Distance	Time	Rank	Lap Time	Distance	Time	Rank	Lap Time
125m	13.182	1		125m	13.475	2	
250m	20.754	1	20.754	250m	21.161	2	21.161
375m	27.863	1		375m	28.451	2	
500m	35.090	1	14.336	500m	35.429	2	14.268
625m	42.155	1		625m	42.437	2	
750m	49.411	2	14.321	750m	49.380	1	13.951
875m	56.464	1		875m	56.501	2	
1000m	1:03.672	2	14.261	1000m	1:03.539	1	14.159
1125m	1:10.772	2		1125m	1:10.705	1	
1250m	1:18.030	2	14.358	1250m	1:17.786	1	14.247
1375m	1:25.234	2		1375m	1:25.076	1	
1500m	1:32.580	2	14.550	1500m	1:32.325	1	14.539
1625m	1:39.777	2		1625m	1:39.743	1	
1750m	1:47.110	2	14.530	1750m	1:47.069	1	14.744
1875m	1:54.323	1		1875m	1:54.470	2	
2000m	2:01.656	1	14.546	2000m	2:01.981	2	14.912
2125m	2:08.828	1		2125m	2:09.278	2	
2250m	2:16.192	1	14.536	2250m	2:16.528	2	14.547
2375m	2:23.541	1		2375m	2:23.902	2	
2500m	2:30.970	1	14.778	2500m	2:31.187	2	14.659
2625m	2:38.566	2		2625m	2:38.502	1	
2750m	2:46.025	2	15.055	2750m	2:45.982	1	14.795
2875m	2:53.601	1		2875m	2:53.602	2	
3000m	3:00.917	1	14.892	3000m	3:01.022	2	15.040
3125m	3:08.592	2		3125m	3:08.493	1	
3250m	3:15.923	1	15.006	3250m	3:15.980	2	14.958
3375m	3:23.381	1		3375m	3:23.519	2	
3500m	3:31.143	1	15.220	3500m	3:31.247	2	15.267
3625m	3:38.832	2		3625m	3:38.646	1	
3750m	3:46.294	2	15.151	3750m	3:45.913	1	14.666
3875m	3:53.765	2		3875m	3:53.158	1	
4000m	4:01.355	2	15.061	4000m	4:00.475	1	14.562

13-16 December 2018

Men's Team Pursuit / Poursuite par équipe hommes
First Round / Premier tour
Race Analysis / Analyse de course

Heat 2

GBR - Great Britain				GER - Germany			
Distance	Time	Rank	Lap Time	Distance	Time	Rank	Lap Time
125m	12.739	1		125m	13.183	2	
250m	20.356	1	20.356	250m	21.021	2	21.021
375m	27.529	1		375m	28.439	2	
500m	34.677	1	14.321	500m	35.827	2	14.806
625m	41.734	1		625m	43.036	2	
750m	48.879	1	14.202	750m	50.181	2	14.354
875m	56.177	1		875m	57.496	2	
1000m	1:03.455	1	14.576	1000m	1:04.714	2	14.533
1125m	1:10.729	1		1125m	1:12.103	2	
1250m	1:17.889	1	14.434	1250m	1:19.433	2	14.719
1375m	1:25.118	1		1375m	1:26.748	2	
1500m	1:32.312	1	14.423	1500m	1:34.157	2	14.724
1625m	1:39.568	1		1625m	1:41.413	2	
1750m	1:46.881	1	14.569	1750m	1:48.658	2	14.501
1875m	1:54.318	1		1875m	1:56.116	2	
2000m	2:01.659	1	14.778	2000m	2:03.438	2	14.780
2125m	2:08.940	1		2125m	2:10.769	2	
2250m	2:16.198	1	14.539	2250m	2:18.066	2	14.628
2375m	2:23.491	1		2375m	2:25.516	2	
2500m	2:30.736	1	14.538	2500m	2:32.899	2	14.833
2625m	2:37.987	1		2625m	2:40.196	2	
2750m	2:45.387	1	14.651	2750m	2:47.616	2	14.717
2875m	2:52.694	1		2875m	2:55.000	2	
3000m	2:59.999	1	14.612	3000m	3:02.464	2	14.848
3125m	3:07.300	1		3125m	3:10.090	2	
3250m	3:14.562	1	14.563	3250m	3:17.474	2	15.010
3375m	3:21.870	1		3375m	3:24.968	2	
3500m	3:29.316	1	14.754	3500m	3:32.662	2	15.188
3625m	3:36.990	1		3625m	3:40.100	2	
3750m	3:44.272	1	14.956	3750m	3:47.448	2	14.786
3875m	3:51.446	1		3875m	3:54.825	2	
4000m	3:58.626	1	14.354	4000m	4:02.287	2	14.839

13-16 December 2018

Men's Team Pursuit / Poursuite par équipe hommes
First Round / Premier tour
Race Analysis / Analyse de course

Heat 3

BEL - Belgium				ITA - Italy			
Distance	Time	Rank	Lap Time	Distance	Time	Rank	Lap Time
125m	13.189	1		125m	13.431	2	
250m	20.642	1	20.642	250m	21.102	2	21.102
375m	27.728	1		375m	28.284	2	
500m	34.796	1	14.154	500m	35.393	2	14.291
625m	41.727	1		625m	42.505	2	
750m	48.825	1	14.029	750m	49.620	2	14.227
875m	55.897	1		875m	56.837	2	
1000m	1:02.984	1	14.159	1000m	1:04.025	2	14.405
1125m	1:10.187	1		1125m	1:11.212	2	
1250m	1:17.229	1	14.245	1250m	1:18.498	2	14.473
1375m	1:24.267	1		1375m	1:25.563	2	
1500m	1:31.506	1	14.277	1500m	1:32.563	2	14.065
1625m	1:38.645	1		1625m	1:39.722	2	
1750m	1:45.819	1	14.313	1750m	1:46.811	2	14.248
1875m	1:53.097	1		1875m	1:53.900	2	
2000m	2:00.446	1	14.627	2000m	2:01.196	2	14.385
2125m	2:07.634	1		2125m	2:08.394	2	
2250m	2:14.794	1	14.348	2250m	2:15.631	2	14.435
2375m	2:22.090	1		2375m	2:22.947	2	
2500m	2:29.288	1	14.494	2500m	2:30.290	2	14.659
2625m	2:36.472	1		2625m	2:37.702	2	
2750m	2:43.796	1	14.508	2750m	2:44.934	2	14.644
2875m	2:50.996	1		2875m	2:52.132	2	
3000m	2:58.246	1	14.450	3000m	2:59.505	2	14.571
3125m	3:05.710	1		3125m	3:06.788	2	
3250m	3:13.068	1	14.822	3250m	3:14.043	2	14.538
3375m	3:20.577	1		3375m	3:21.305	2	
3500m	3:27.928	1	14.860	3500m	3:28.765	2	14.722
3625m	3:35.496	1		3625m	3:36.075	2	
3750m	3:42.858	1	14.930	3750m	3:43.517	2	14.752
3875m	3:50.265	1		3875m	3:50.756	2	
4000m	3:57.709	1	14.851	4000m	3:58.016	2	14.499

13-16 December 2018

Men's Team Pursuit / Poursuite par équipe hommes
First Round / Premier tour
Race Analysis / Analyse de course

Heat 4

HUB - Huub Wattbike Test Team				KOR - Republic of Korea			
Distance	Time	Rank	Lap Time	Distance	Time	Rank	Lap Time
125m	13.348	2		125m	13.304	1	
250m	21.000	1	21.000	250m	21.063	2	21.063
375m	28.242	1		375m	28.388	2	
500m	35.185	1	14.185	500m	35.619	2	14.556
625m	42.255	1		625m	42.785	2	
750m	49.393	1	14.208	750m	50.134	2	14.515
875m	56.533	1		875m	57.402	2	
1000m	1:03.712	1	14.319	1000m	1:04.598	2	14.464
1125m	1:10.914	1		1125m	1:11.828	2	
1250m	1:18.120	1	14.408	1250m	1:18.932	2	14.334
1375m	1:25.321	1		1375m	1:26.064	2	
1500m	1:32.669	1	14.549	1500m	1:33.424	2	14.492
1625m	1:39.765	1		1625m	1:40.683	2	
1750m	1:46.912	1	14.243	1750m	1:47.964	2	14.540
1875m	1:54.078	1		1875m	1:55.233	2	
2000m	2:01.261	1	14.349	2000m	2:02.588	2	14.624
2125m	2:08.431	1		2125m	2:09.756	2	
2250m	2:15.704	1	14.443	2250m	2:16.901	2	14.313
2375m	2:22.745	1		2375m	2:24.196	2	
2500m	2:29.761	1	14.057	2500m	2:31.413	2	14.512
2625m	2:36.789	1		2625m	2:38.715	2	
2750m	2:43.903	1	14.142	2750m	2:46.280	2	14.867
2875m	2:51.044	1		2875m	2:53.818	2	
3000m	2:58.417	1	14.514	3000m	3:01.369	2	15.089
3125m	3:05.583	1		3125m	3:08.987	2	
3250m	3:12.792	1	14.375	3250m	3:16.399	2	15.030
3375m	3:19.975	1		3375m	3:23.808	2	
3500m	3:27.243	1	14.451	3500m	3:31.364	2	14.965
3625m	3:34.599	1		3625m	3:38.876	2	
3750m	3:42.035	1	14.792	3750m	3:46.691	2	15.327
3875m	3:49.563	1		3875m	3:54.536	2	
4000m	3:57.363	1	15.328	4000m	4:02.255	2	15.564

Communiqué approved by the Secretary of the Commissaires Panel:

13-16 December 2018

Communiqué no. 46 Rectificatif 1

Men's Team Pursuit / Poursuite par équipe hommes
First Round / Premier tour
Start List / Liste de départ
 Fri 14 Dec 2018 - Race distance: 4000m

World Record	3:49.804 AUSTRALIA	Brisbane (AUS)	5 APR 2018
---------------------	--------------------	----------------	------------

Heat	Race Number	Team / Name	Time
1		POL - Poland	_____
	35	KRAWCZYK Szymon	
	219	CZUBAK Dawid	
	220	KAISER Adrian	
	223	RUDYK Bartosz	
		DEN - Denmark	_____
	10	von FOLSACH Casper	
	98	FREDERIKSEN Oliver Wulff	
	99	JOHANSEN Julius	
	100	MALMBERG Matias Gunnar	
2		GBR - Great Britain	_____
	15	WALLS Matthew	
	126	VERNON Ethan	
	124	TIDBALL William	
	127	WRIGHT Fred	
		GER - Germany	_____
	134	BANUSCH Richard	
	137	DIK Calvin	
142	THIELE Kersten		
143	WOLF Justin		
3		BEL - Belgium	_____
	3	de VYLDER Lindsay	
	59	de KETELE Kenny	
	61	GHYS Robbe	
	62	van den BOSSCHE Fabio	
		ITA - Italy	_____
	170	BERTAZZO Liam	
	172	LAMON Francesco	
	174	PLEBANI Davide	
	25	VIVIANI Elia	

Men's Team Pursuit / Poursuite par équipe hommes
First Round / Premier tour
Start List / Liste de départ
 Fri 14 Dec 2018 - Race distance: 4000m

Heat	Race Number	Team / Name	Time
4		HUB - Huub Wattbike Test Team	_____
	155	ARCHIBALD John	
	156	BIGHAM Daniel	
	157	LAMBIE Ashton	
	159	WALE Jonathan	
		KOR - Republic of Korea	_____
	184	IM Jaeyeon	
	185	MIN Kyeongho	
	187	PARK Keonwoo	
	188	SHIN Dongjin	

Qualification Rule:

The winners of heats 3 and 4 in the First round ride the final for the gold and silver medals.
 The remaining six teams will be ranked by their times in the First round and will be paired as follows:
 The two fastest teams ride the final for the bronze medal.

Communiqué approved by the Secretary of the Commissaires Panel:

.....

Note:

The composition of the teams may be subject to change up to one hour before the start of the race.

13-16 December 2018

Communiqué no. 45

Men's Team Pursuit / Poursuite par équipe hommes
Qualifying / Qualifications
Results / Résultats

Thu 13 Dec 2018 - Race distance: 4000m

World Record	3:49.804 AUSTRALIA	Brisbane (AUS)	5 APR 2018
---------------------	--------------------	----------------	------------

Rank	Team / Name	1000m	2000m 1000-2000	3000m 2000-3000	Time 3000-4000	Average Speed km/h
1	HUB - Huub Wattbike Test Team	1:05.008 (7)	2:03.186 (4)	3:00.519 (2)	3:58.398	60.403
	155 ARCHIBALD John		58.178 (2)	57.333 (2)	57.879 (1)	
	156 BIGHAM Daniel					
	157 LAMBIE Ashton					
	159 WALE Jonathan	(X)				
2	BEL - Belgium	1:04.428 (5)	2:03.551 (6)	3:00.191 (1)	3:59.117	60.222
	3 de VYLDER Lindsay	(X)	59.123 (6)	56.640 (1)	58.926 (3)	
	59 de KETELE Kenny					
	61 GHYS Robbe					
	62 van den BOSSCHE Fabio					
3	ITA - Italy	1:04.106 (2)	2:02.105 (1)	3:01.045 (3)	3:59.401	60.150
	170 BERTAZZO Liam		57.999 (1)	58.940 (4)	58.356 (2)	
	172 LAMON Francesco					
	174 PLEBANI Davide					
	175 SCARTEZZINI Michele					
4	KOR - Republic of Korea	1:04.144 (3)	2:02.955 (3)	3:02.353 (6)	4:01.387	59.655
	184 IM Jaeyeon		58.811 (4)	59.398 (6)	59.034 (4)	
	185 MIN Kyeongho					
	187 PARK Keonwoo	(X)				
	188 SHIN Dongjin					
5	GBR - Great Britain	1:04.402 (4)	2:03.256 (5)	3:01.731 (4)	4:01.557	59.613
	15 WALLS Matthew	(X)	58.854 (5)	58.475 (3)	59.826 (7)	
	120 HAYTER Ethan					
	124 TIDBALL William					
	127 WRIGHT Fred					
6	POL - Poland	1:04.105 (1)	2:02.857 (2)	3:02.205 (5)	4:02.288	59.433
	35 KRAWCZYK Szymon		58.752 (3)	59.348 (5)	1:00.083 (8)	
	219 CZUBAK Dawid					
	220 KAISER Adrian					
	223 RUDYK Bartosz	(X)				
7	DEN - Denmark	1:05.695 (9)	2:04.863 (8)	3:04.340 (7)	4:03.466	59.146
	10 von FOLSACH Casper		59.168 (7)	59.477 (7)	59.126 (5)	
	98 FREDERIKSEN Oliver Wulff	(X)				
	99 JOHANSEN Julius					
	100 MALMBERG Matias Gunnar					
8	GER - Germany	1:05.398 (8)	2:05.344 (9)	3:04.992 (9)	4:04.576	58.877
	134 BANUSCH Richard		59.946 (9)	59.648 (8)	59.584 (6)	
	137 DIK Calvin					
	142 THIELE Kersten					
	143 WOLF Justin					
9	FRA - France	1:04.975 (6)	2:04.491 (7)	3:04.413 (8)	4:05.879	58.565
	107 COSTEPLANE Aurelien	(X)	59.516 (8)	59.922 (9)	1:01.466 (10)	
	112 LECAMUS LAMBERT Florentin					
	113 TABELLION Valentin					
	114 VAUQUELIN Kevin					

Men's Team Pursuit / Poursuite par équipe hommes
Qualifying / Qualifications
Results / Résultats

Thu 13 Dec 2018 - Race distance: 4000m

Rank	Team / Name	1000m	2000m 1000-2000	3000m 2000-3000	Time 3000-4000	Average Speed km/h
10	CHN - China	1:08.267 (10)	2:09.698 (10)	3:11.808 (10)	4:12.816	56.958
	75 CHEN Zhiwen		1:01.431 (10)	1:02.110 (10)	1:01.008 (9)	
	76 GUO Liang					
	78 SHEN Pingan					
	80 XU Zhaoliang					

Qualification Rule:

The eight teams recording the best times in the qualifying round will be matched in the First round as follows:
 The 6th fastest team against the 7th fastest team.
 The 5th fastest team against the 8th fastest team.
 The 2nd fastest team against the 3rd fastest team.
 The fastest team against the 4th fastest team.
 The winners of heats 3 and 4 in the First round ride the final for the gold and silver medals.
 The remaining six teams will be ranked by their times in the First round and will be paired as follows:
 The two fastest teams ride the final for the bronze medal.

Communiqué approved by the Secretary of the Commissaires Panel:

LEGEND

(X) Rider pulled out before the finish

13-16 December 2018

Men's Team Pursuit / Poursuite par équipe hommes
Qualifying / Qualifications
Race Analysis / Analyse de course

Heat 1				Heat 2			
Distance	KOR - Republic of Korea			Distance	CHN - China		
	Time	Rank	Lap Time		Time	Rank	Lap Time
125m	13.272	5		125m	14.229	10	
250m	20.948	6	20.948	250m	22.279	10	22.279
375m	28.373	5		375m	30.179	10	
500m	35.492	4	14.544	500m	37.724	10	15.445
625m	42.748	4		625m	45.550	10	
750m	49.808	4	14.316	750m	53.101	10	15.377
875m	57.089	3		875m	1:00.832	10	
1000m	1:04.144	3	14.336	1000m	1:08.267	10	15.166
1125m	1:11.644	3		1125m	1:16.143	10	
1250m	1:18.639	2	14.495	1250m	1:23.568	10	15.301
1375m	1:26.029	3		1375m	1:31.405	10	
1500m	1:33.382	2	14.743	1500m	1:38.969	10	15.401
1625m	1:41.015	3		1625m	1:46.712	10	
1750m	1:48.251	3	14.869	1750m	1:54.318	10	15.349
1875m	1:55.725	4		1875m	2:02.173	10	
2000m	2:02.955	3	14.704	2000m	2:09.698	10	15.380
2125m	2:10.455	4		2125m	2:17.641	10	
2250m	2:17.768	5	14.813	2250m	2:25.213	10	15.515
2375m	2:25.505	6		2375m	2:33.177	10	
2500m	2:33.113	6	15.345	2500m	2:40.965	10	15.752
2625m	2:40.674	6		2625m	2:48.873	10	
2750m	2:47.804	6	14.691	2750m	2:56.397	10	15.432
2875m	2:55.229	6		2875m	3:04.337	10	
3000m	3:02.353	6	14.549	3000m	3:11.808	10	15.411
3125m	3:09.932	6		3125m	3:19.618	10	
3250m	3:17.118	5	14.765	3250m	3:27.217	10	15.409
3375m	3:24.618	5		3375m	3:35.002	10	
3500m	3:31.855	5	14.737	3500m	3:42.491	10	15.274
3625m	3:39.570	5		3625m	3:50.284	10	
3750m	3:46.764	5	14.909	3750m	3:57.755	10	15.264
3875m	3:54.129	5		3875m	4:05.501	10	
4000m	4:01.387	4	14.623	4000m	4:12.816	10	15.061

13-16 December 2018

Men's Team Pursuit / Poursuite par équipe hommes
Qualifying / Qualifications
Race Analysis / Analyse de course

Heat 3				Heat 4			
Distance	BEL - Belgium		Lap Time	Distance	FRA - France		Lap Time
	Time	Rank			Time	Rank	
125m	13.482	8		125m	13.090	3	
250m	20.987	8	20.987	250m	20.947	5	20.947
375m	28.418	6		375m	28.253	4	
500m	35.573	6	14.586	500m	35.505	5	14.558
625m	42.900	6		625m	42.765	5	
750m	49.935	5	14.362	750m	50.185	6	14.680
875m	57.342	5		875m	57.484	6	
1000m	1:04.428	5	14.493	1000m	1:04.975	6	14.790
1125m	1:12.103	5		1125m	1:12.361	7	
1250m	1:19.223	5	14.795	1250m	1:19.796	7	14.821
1375m	1:26.655	4		1375m	1:27.276	7	
1500m	1:33.882	5	14.659	1500m	1:34.600	7	14.804
1625m	1:41.253	4		1625m	1:42.069	7	
1750m	1:48.290	4	14.408	1750m	1:49.497	7	14.897
1875m	1:55.646	3		1875m	1:56.909	7	
2000m	2:03.551	6	15.261	2000m	2:04.491	7	14.994
2125m	2:10.039	2		2125m	2:11.911	7	
2250m	2:17.200	2	13.649	2250m	2:19.326	7	14.835
2375m	2:24.466	2		2375m	2:26.826	7	
2500m	2:31.572	2	14.372	2500m	2:34.260	7	14.934
2625m	2:38.647	1		2625m	2:41.795	7	
2750m	2:45.885	1	14.313	2750m	2:49.437	8	15.177
2875m	2:53.018	1		2875m	2:56.860	7	
3000m	3:00.191	1	14.306	3000m	3:04.413	8	14.976
3125m	3:07.423	1		3125m	3:11.943	7	
3250m	3:14.873	2	14.682	3250m	3:19.518	8	15.105
3375m	3:22.207	2		3375m	3:27.138	8	
3500m	3:29.654	2	14.781	3500m	3:34.990	8	15.472
3625m	3:36.869	2		3625m	3:42.893	9	
3750m	3:44.098	2	14.444	3750m	3:50.502	9	15.512
3875m	3:51.374	2		3875m	3:58.030	9	
4000m	3:59.117	2	15.019	4000m	4:05.879	9	15.377

13-16 December 2018

Men's Team Pursuit / Poursuite par équipe hommes
Qualifying / Qualifications
Race Analysis / Analyse de course

Heat 5				Heat 6			
Distance	POL - Poland		Lap Time	Distance	GER - Germany		Lap Time
	Time	Rank			Time	Rank	
125m	12.966	2		125m	13.166	4	
250m	20.554	2	20.554	250m	20.901	4	20.901
375m	27.732	1		375m	28.576	8	
500m	35.013	2	14.459	500m	35.945	8	15.044
625m	42.223	1		625m	43.433	8	
750m	49.575	1	14.562	750m	50.543	8	14.598
875m	56.767	1		875m	58.154	8	
1000m	1:04.105	1	14.530	1000m	1:05.398	8	14.855
1125m	1:11.319	1		1125m	1:13.105	8	
1250m	1:18.672	3	14.567	1250m	1:20.463	9	15.065
1375m	1:25.986	2		1375m	1:28.120	9	
1500m	1:33.448	3	14.776	1500m	1:35.460	9	14.997
1625m	1:40.750	2		1625m	1:43.193	9	
1750m	1:48.169	2	14.721	1750m	1:50.440	9	14.980
1875m	1:55.450	2		1875m	1:57.993	9	
2000m	2:02.857	2	14.688	2000m	2:05.344	9	14.904
2125m	2:10.171	3		2125m	2:12.883	9	
2250m	2:17.494	3	14.637	2250m	2:20.085	9	14.741
2375m	2:24.955	3		2375m	2:27.609	9	
2500m	2:32.393	5	14.899	2500m	2:34.823	9	14.738
2625m	2:39.890	5		2625m	2:42.536	9	
2750m	2:47.238	5	14.845	2750m	2:49.978	9	15.155
2875m	2:54.782	5		2875m	2:57.645	9	
3000m	3:02.205	5	14.967	3000m	3:04.992	9	15.014
3125m	3:09.689	5		3125m	3:12.655	9	
3250m	3:17.120	6	14.915	3250m	3:20.067	9	15.075
3375m	3:24.727	6		3375m	3:27.806	9	
3500m	3:32.277	6	15.157	3500m	3:35.005	9	14.938
3625m	3:40.262	6		3625m	3:42.471	8	
3750m	3:47.520	6	15.243	3750m	3:49.791	8	14.786
3875m	3:54.972	6		3875m	3:57.244	8	
4000m	4:02.288	6	14.768	4000m	4:04.576	8	14.785

13-16 December 2018

Men's Team Pursuit / Poursuite par équipe hommes
Qualifying / Qualifications
Race Analysis / Analyse de course

Heat 7				Heat 8			
Distance	DEN - Denmark		Lap Time	Distance	ITA - Italy		Lap Time
	Time	Rank			Time	Rank	
125m	13.952	9		125m	13.468	7	
250m	21.957	9	21.957	250m	20.875	3	20.875
375m	29.649	9		375m	28.156	3	
500m	36.772	9	14.815	500m	35.178	3	14.303
625m	44.221	9		625m	42.520	3	
750m	51.226	9	14.454	750m	49.602	3	14.424
875m	58.686	9		875m	57.083	2	
1000m	1:05.695	9	14.469	1000m	1:04.106	2	14.504
1125m	1:13.130	9		1125m	1:11.457	2	
1250m	1:20.233	8	14.538	1250m	1:18.554	1	14.448
1375m	1:27.855	8		1375m	1:25.952	1	
1500m	1:35.089	8	14.856	1500m	1:33.021	1	14.467
1625m	1:42.777	8		1625m	1:40.594	1	
1750m	1:49.973	8	14.884	1750m	1:47.608	1	14.587
1875m	1:57.493	8		1875m	1:54.967	1	
2000m	2:04.863	8	14.890	2000m	2:02.105	1	14.497
2125m	2:12.386	8		2125m	2:09.493	1	
2250m	2:19.531	8	14.668	2250m	2:16.561	1	14.456
2375m	2:27.091	8		2375m	2:24.034	1	
2500m	2:34.281	8	14.750	2500m	2:31.172	1	14.611
2625m	2:41.978	8		2625m	2:38.781	2	
2750m	2:49.324	7	15.043	2750m	2:46.091	2	14.919
2875m	2:57.003	8		2875m	2:53.568	2	
3000m	3:04.340	7	15.016	3000m	3:01.045	3	14.954
3125m	3:12.079	8		3125m	3:08.591	3	
3250m	3:19.268	7	14.928	3250m	3:15.972	3	14.927
3375m	3:26.817	7		3375m	3:23.237	3	
3500m	3:34.250	7	14.982	3500m	3:30.547	3	14.575
3625m	3:41.762	7		3625m	3:37.856	3	
3750m	3:48.835	7	14.585	3750m	3:44.962	3	14.415
3875m	3:56.173	7		3875m	3:52.200	3	
4000m	4:03.466	7	14.631	4000m	3:59.401	3	14.439

13-16 December 2018

Men's Team Pursuit / Poursuite par équipe hommes
Qualifying / Qualifications
Race Analysis / Analyse de course

Heat 9				Heat 10			
HUB - Huub Wattbike Test Team				GBR - Great Britain			
Distance	Time	Rank	Lap Time	Distance	Time	Rank	Lap Time
125m	13.407	6		125m	12.940	1	
250m	20.970	7	20.970	250m	20.414	1	20.414
375m	28.461	7		375m	27.787	2	
500m	35.613	7	14.643	500m	34.878	1	14.464
625m	43.096	7		625m	42.337	2	
750m	50.312	7	14.699	750m	49.592	2	14.714
875m	57.855	7		875m	57.178	4	
1000m	1:05.008	7	14.696	1000m	1:04.402	4	14.810
1125m	1:12.354	6		1125m	1:11.872	4	
1250m	1:19.370	6	14.362	1250m	1:19.044	4	14.642
1375m	1:26.753	6		1375m	1:26.672	5	
1500m	1:33.871	4	14.501	1500m	1:33.941	6	14.897
1625m	1:41.364	5		1625m	1:41.489	6	
1750m	1:48.665	6	14.794	1750m	1:48.641	5	14.700
1875m	1:56.087	5		1875m	1:56.151	6	
2000m	2:03.186	4	14.521	2000m	2:03.256	5	14.615
2125m	2:10.586	5		2125m	2:10.660	6	
2250m	2:17.593	4	14.407	2250m	2:17.788	6	14.532
2375m	2:25.013	4		2375m	2:25.202	5	
2500m	2:32.142	3	14.549	2500m	2:32.324	4	14.536
2625m	2:39.669	3		2625m	2:39.869	4	
2750m	2:46.573	3	14.431	2750m	2:47.049	4	14.725
2875m	2:53.689	3		2875m	2:54.506	4	
3000m	3:00.519	2	13.946	3000m	3:01.731	4	14.682
3125m	3:07.682	2		3125m	3:09.337	4	
3250m	3:14.713	1	14.194	3250m	3:16.884	4	15.153
3375m	3:22.021	1		3375m	3:24.473	4	
3500m	3:28.988	1	14.275	3500m	3:31.668	4	14.784
3625m	3:36.410	1		3625m	3:39.079	4	
3750m	3:43.533	1	14.545	3750m	3:46.179	4	14.511
3875m	3:51.031	1		3875m	3:53.779	4	
4000m	3:58.398	1	14.865	4000m	4:01.557	5	15.378

Communiqué approved by the Secretary of the Commissaires Panel:

Men's Team Pursuit / Poursuite par équipe hommes
Qualifying / Qualifications
Start List / Liste de départ
 Thu 13 Dec 2018 - Race distance: 4000m

World Record	3:49.804 AUSTRALIA	Brisbane (AUS)	5 APR 2018
---------------------	--------------------	----------------	------------

Heat	Race Number	Team / Name	Time
1		KOR - Republic of Korea	_____
	184	IM Jaeyeon	
	185	MIN Kyeongho	
	187	PARK Keonwoo	
	188	SHIN Dongjin	
2		CHN - China	_____
	75	CHEN Zhiwen	
	76	GUO Liang	
	78	SHEN Pingan	
	80	XU Zhaoliang	
3		BEL - Belgium	_____
	3	de VYLDER Lindsay	
	59	de KETELE Kenny	
	61	GHYS Robbe	
	62	van den BOSSCHE Fabio	
4		FRA - France	_____
	107	COSTEPLANE Aurelien	
	112	LECAMUS LAMBERT Florentin	
	113	TABELLION Valentin	
	114	VAUQUELIN Kevin	
5		POL - Poland	_____
	35	KRAWCZYK Szymon	
	219	CZUBAK Dawid	
	220	KAISER Adrian	
	223	RUDYK Bartosz	
6		GER - Germany	_____
	134	BANUSCH Richard	
	137	DIK Calvin	
	142	THIELE Kersten	
	143	WOLF Justin	

Men's Team Pursuit / Poursuite par équipe hommes
Qualifying / Qualifications
Start List / Liste de départ

Thu 13 Dec 2018 - Race distance: 4000m

Heat	Race Number	Team / Name	Time
7		DEN - Denmark	_____
	10	von FOLSACH Casper	
	98	FREDERIKSEN Oliver Wulff	
	99	JOHANSEN Julius	
	100	MALMBERG Matias Gunnar	
8		ITA - Italy	_____
	170	BERTAZZO Liam	
	172	LAMON Francesco	
	174	PLEBANI Davide	
	175	SCARTEZZINI Michele	
9		HUB - Huub Wattbike Test Team	_____
	155	ARCHIBALD John	
	156	BIGHAM Daniel	
	157	LAMBIE Ashton	
	159	WALE Jonathan	
10		GBR - Great Britain	_____
	15	WALLS Matthew	
	120	HAYTER Ethan	
	124	TIDBALL William	
	127	WRIGHT Fred	

Qualification Rule:

The eight teams recording the best times in the qualifying round will be matched in the First round as follows:

The 6th fastest team against the 7th fastest team.

The 5th fastest team against the 8th fastest team.

The 2nd fastest team against the 3rd fastest team.

The fastest team against the 4th fastest team.

The winners of heats 3 and 4 in the First round ride the final for the gold and silver medals.

The remaining six teams will be ranked by their times in the First round and will be paired as follows:

The two fastest teams ride the final for the bronze medal.

Communiqué approved by the Secretary of the Commissaires Panel:

.....

Note:

The composition of the teams may be subject to change up to one hour before the start of the race.

Men's Omnium / Omnium hommes
World Cup Standings / Classement coupe du monde

As of SUN 16 DEC 2018

Event No 1	Saint-Quentin-en-Yvelines (FRA)	19-21 OCT 2018
Event No 2	Milton (CAN)	26-28 OCT 2018
Event No 3	Berlin (GER)	30 NOV-2 DEC 2018
Event No 4	London (GBR)	14-16 DEC 2018
Event No 5	Cambridge (NZL)	18-20 JAN 2019
Event No 6	Hong-Kong (HKG)	25-27 JAN 2019

Rank	Name	Team Code	Event No 1	Event No 2	Event No 3	Event No 4	Event No 5	Event No 6	Total Points
1	TORRES BARCELO Albert	ESP	500.0	300.0	450.0				1250.0
2	van SCHIP Jan Willem	NED	375.0		400.0	325.0			1100.0
3	VOLIKAKIS Christos	GRE	325.0		375.0	375.0			1075.0
4	THOMAS Benjamin	FRA	400.0	500.0					900.0
5	MALCHAREK Moritz	GER		325.0	300.0	205.0			830.0
6	PRADO JUAREZ Ignacio Jesus	MEX		145.0	145.0	450.0			740.0
7	VIVIANI Elia	ITA			325.0	400.0			725.0
8	WOOD Oliver	GBR	450.0		205.0				655.0
9	de VYLDER Lindsay	BEL		375.0		250.0			625.0
10	IMHOF Claudio	SUI		350.0	190.0				540.0
11	TSISHKOU Raman	BLR	300.0		225.0				525.0
12	GEE Derek	CAN	275.0		250.0				525.0
13	von FOLSACH Casper	DEN		205.0		300.0			505.0
14	WALLS Matthew	GBR				500.0			500.0
15	WELSFORD Sam	AUS			500.0				500.0
16	JOHANSEN Julius	DEN	225.0		275.0				500.0
17	POTTS Marc	IRL	100.0	190.0		190.0			480.0
18	STEWART Mark	GBR		450.0					450.0
19	ZAKHAROV Artyom	KAZ	60.0		350.0				410.0
20	STEWART Campbell	NZL		400.0					400.0
21	LOVASSY Krisztian	HUN	80.0	100.0	90.0	120.0			390.0
22	MATIAS Joao	POR	160.0			225.0			385.0
23	GHYS Robbe	BEL	205.0		160.0				365.0
24	MORA VEDRI Sebastian	ESP				350.0			350.0
25	SAJNOK Szymon	POL	350.0						350.0
26	SCHIR Thery	SUI	190.0			130.0			320.0
27	LEUNG Chun Wing	HKG	110.0	110.0	80.0				300.0
28	HRYNIV Vitaliy	UKR		120.0		160.0			280.0
29	CAVES Aidan	CAN				275.0			275.0
30	LAMON Francesco	ITA		275.0					275.0
31	HOLLOWAY Daniel	USA		250.0					250.0
32	CONSONNI Simone	ITA	250.0						250.0
33	FOLEY Michael	CAN		225.0					225.0
34	CONTTE Tomas	ARG	50.0	175.0					225.0
35	GRONDIN Donavan Vincent	FRA				175.0			175.0
36	KUBOKI Kazushige	JPN			175.0				175.0
37	VASYLIEV Maksym	UKR	175.0						175.0
38	SLAWEK Damian	POL		160.0					160.0
39	SVESHNIKOV Kirill	RUS				145.0			145.0
40	BEYER Maximilian	GER	145.0						145.0
41	OLIVEIRA Rui	POR			130.0				130.0
42	IMAMURA Shunsuke	JPN		130.0					130.0
43	ROSTOVTSEV Sergei	RUS	130.0						130.0

Men's Omnium / Omnium hommes
World Cup Standings / Classement coupe du monde

As of SUN 16 DEC 2018

Rank	Name	Team Code	Event No 1	Event No 2	Event No 3	Event No 4	Event No 5	Event No 6	Total Points
44	MURPHY Jb	IRL			120.0				120.0
45	KERGOZOU Nicholas	NZL	120.0						120.0
46	CHEUNG King Lok	HKG				110.0			110.0
47	PULGAR Angel	VEN			110.0				110.0
48	KRAWCZYK Szymon	POL				100.0			100.0
49	MANAKOV Viktor	RUS			100.0				100.0
50	PIETRULA Nicolas	CZE				90.0			90.0
51	STASH Mamy	RUS		90.0					90.0
52	HARRISON Joshua	MPB	90.0						90.0
53	KARALIOK Yauheni	BLR		80.0					80.0
54	RUGOVAC Denis	CZE			70.0				70.0
55	KLINE Shane	USA	70.0						70.0
56	SHCHERBAN Vladyslav	UKR			60.0				60.0

Men's Omnium / Omnium hommes

Final Classification / Classement final

Rank	Race No.	Name	Team Code	Scratch Race 1¼	Tempo Race 2¼	Elimination Race 3¼	Sub Total Points	Points Race 4/4 (100 Laps - 25 Km)										Total Points					
								Sprint Points											Lap Points		Finish Order		
								1	2	3	4	5	6	7	8	9	10		+	-			
1	15	WALLS Matthew	GBR	36 (3)	38 (2)	38 (2)	112 (1)	1		1	5			3	2	3	4			3	131		
2	30	PRADO JUAREZ Ignacio	MEX	30 (6)	32 (5)	24 (9)	86 (6)		5	5	1			5	1				20		7	123	
3	25	VIVIANI Elia	ITA	40 (1)	26 (8)	40 (1)	106 (3)					2					6				2	114	
4	19	VOLIKAKIS Christos	GRE	38 (2)	36 (3)	34 (4)	108 (2)	3			2										9	113	
5	11	MORA VEDRI Sebastian	ESP	34 (4)	40 (1)	26 (8)	100 (4)		3		3	3			3						6	112	
6	32	van SCHIP Jan Willem	NED	24 (9)	34 (4)	32 (5)	90 (5)					5	5	1	5	2	2				4	110	
7	10	von FOLSACH Casper	DEN	14 (14)	30 (6)	36 (3)	80 (7)						2	2							14	84	
8	5	CAVES Aidan	CAN	26 (8)	18 (12)	28 (7)	72 (10)										10				1	82	
9	3	de VYLDER Lindsay	BEL	32 (5)	28 (7)	18 (12)	78 (8)		2			1									18	81	
10	36	MATIAS Joao	POR	28 (7)	24 (9)	22 (10)	74 (9)														12	74	
11	17	MALCHAREK Moritz	GER	6 (18)	20 (11)	20 (11)	46 (13)									5					17	51	
12	23	POTTS Marc	IRL	16 (13)	22 (10)	10 (16)	48 (12)									1					20	49	
13	13	GRONDIN Donavan Vincent	FRA	22 (10)	8 (17)	12 (15)	42 (14)						3								8	45	
14	43	HRYNIV Vitaliy	UKR	20 (11)	12 (15)	2 (20)	34 (15)	5		2											15	41	
15	38	SVESHNIKOV Kirill	RUS	18 (12)	2 (20)	14 (14)	34 (16)														11	34	
16	40	SCHIR Thery	SUI	4 (19)	16 (13)	30 (6)	50 (11)		1										20		13	31	
17	22	LOVASSY Krisztian	HUN	12 (15)	10 (16)	8 (17)	30 (17)														10	30	
18	20	CHEUNG King Lok	HKG	8 (17)	4 (19)	16 (13)	28 (18)														16	28	
19	35	KRAWCZYK Szymon	POL	2 (20)	14 (14)	4 (19)	20 (20)				3			1							5	24	
20	8	PIETRULA Nicolas	CZE	10 (16)	6 (18)	6 (18)	22 (19)	2											20		19	4	
	27	HASHIMOTO Eiya	JPN	2 (20)	DNS																	DNF	

Elapsed Time: 28:27 - Average Speed: 52.723km/h

Communiqué approved by the Secretary of the Commissaires Panel:

NOTES

Points scale for the first three phases: 1st: 40 points, 2nd: 38 points, 3rd: 36 points, etc.

LEGEND

- Points lost
No. Number

+ Points gained
Rk Rank

DNS Did Not Start

nn (x) Points (Rank)

Men's Omnium / Omnium hommes
Results Progression / Progression des résultats

Rank	Race No.	Name	Team Code		Scratch Race 1¼		Tempo Race 2¼		Elimination Race 3¼		Points Race 4¼
					Rk	Pts	Rk	Pts	Rk	Pts	Pts
1	15	WALLS Matthew	GBR	Race result:	3	36	2	38	2	38	19
				Overall:	3	36	2	74	1	112	131
2	30	PRADO JUAREZ Ignacio	MEX	Race result:	6	30	5	32	9	24	37
				Overall:	6	30	5	62	6	86	123
3	25	VIVIANI Elia	ITA	Race result:	1	40	8	26	1	40	8
				Overall:	1	40	4	66	3	106	114
4	19	VOLIKAKIS Christos	GRE	Race result:	2	38	3	36	4	34	5
				Overall:	2	38	3	74	2	108	113
5	11	MORA VEDRI Sebastian	ESP	Race result:	4	34	1	40	8	26	12
				Overall:	4	34	1	74	4	100	112
6	32	van SCHIP Jan Willem	NED	Race result:	9	24	4	34	5	32	20
				Overall:	9	24	7	58	5	90	110
7	10	von FOLSACH Casper	DEN	Race result:	14	14	6	30	3	36	4
				Overall:	14	14	9	44	7	80	84
8	5	CAVES Aidan	CAN	Race result:	8	26	12	18	7	28	10
				Overall:	8	26	10	44	10	72	82
9	3	de VYLLDER Lindsay	BEL	Race result:	5	32	7	28	12	18	3
				Overall:	5	32	6	60	8	78	81
10	36	MATIAS Joao	POR	Race result:	7	28	9	24	10	22	0
				Overall:	7	28	8	52	9	74	74
11	17	MALCHAREK Moritz	GER	Race result:	18	6	11	20	11	20	5
				Overall:	18	6	14	26	13	46	51
12	23	POTTS Marc	IRL	Race result:	13	16	10	22	16	10	1
				Overall:	13	16	11	38	12	48	49
13	13	GRONDIN Donavan Vincent	FRA	Race result:	10	22	17	8	15	12	3
				Overall:	10	22	13	30	14	42	45
14	43	HRYNIV Vitaliy	UKR	Race result:	11	20	15	12	20	2	7
				Overall:	11	20	12	32	15	34	41
15	38	SVESHNIKOV Kirill	RUS	Race result:	12	18	20	2	14	14	0
				Overall:	12	18	16	20	16	34	34
16	40	SCHIR Thery	SUI	Race result:	19	4	13	16	6	30	-19
				Overall:	19	4	17	20	11	50	31
17	22	LOVASSY Krisztian	HUN	Race result:	15	12	16	10	17	8	0
				Overall:	15	12	15	22	17	30	30
18	20	CHEUNG King Lok	HKG	Race result:	17	8	19	4	13	16	0
				Overall:	17	8	20	12	18	28	28
19	35	KRAWCZYK Szymon	POL	Race result:	20	2	14	14	19	4	4
				Overall:	21	2	18	16	20	20	24
20	8	PIETRULA Nicolas	CZE	Race result:	16	10	18	6	18	6	-18
				Overall:	16	10	19	16	19	22	4
DNF	27	HASHIMOTO Eiya	JPN	Race result:	20	2	DNS	0			
				Overall:	20	2		2			

Note:

Points scale for the first 4 phases : 1st: 40 points, 2nd: 38 points, 3rd: 36 points, etc.

LEGEND

DNS	Did Not Start	No.	Number	Pts	Points	Rk	Rank
------------	---------------	------------	--------	------------	--------	-----------	------

**Men's Omnium / Omnium hommes
Points Race 4\4 / Course aux points 4\4
Start List / Liste de départ**

Sun 16 Dec 2018 - Race distance: 100 laps (25km) with 10 sprints

Race Number	Name	Team Code
At the fence		
15	WALLS Matthew	GBR
25	VIVIANI Elia	ITA
32	van SCHIP Jan Willem	NED
10	von FOLSACH Casper	DEN
36	MATIAS Joao	POR
40	SCHIR Thery	SUI
17	MALCHAREK Moritz	GER
43	HRYNIV Vitaliy	UKR
22	LOVASSY Krisztian	HUN
8	PIETRULA Nicolas	CZE
At the blue band		
19	VOLIKAKIS Christos	GRE
11	MORA VEDRI Sebastian	ESP
30	PRADO JUAREZ Ignacio	MEX
3	de VYLDER Lindsay	BEL
5	CAVES Aidan	CAN
23	POTTS Marc	IRL
13	GRONDIN Donovan Vincent	FRA
38	SVESHNIKOV Kirill	RUS
20	CHEUNG King Lok	HKG
35	KRAWCZYK Szymon	POL

Communiqué approved by the Secretary of the Commissaires Panel:

.....

Men's Omnium / Omnium hommes
Elimination Race 3\4 / Course par élimination 3\4
Results / Résultats
 Sun 16 Dec 2018

Elapsed time: **11:18**

Average Speed: **53.062km/h**

Rank	Race Number	Name	Team Code
1	25	VIVIANI Elia	ITA
2	15	WALLS Matthew	GBR
3	10	von FOLSACH Casper	DEN
4	19	VOLIKAKIS Christos	GRE
5	32	van SCHIP Jan Willem	NED
6	40	SCHIR Thery	SUI
7	5	CAVES Aidan	CAN
8	11	MORA VEDRI Sebastian	ESP
9	30	PRADO JUAREZ Ignacio	MEX
10	36	MATIAS Joao	POR
11	17	MALCHAREK Moritz	GER
12	3	de VYLDER Lindsay	BEL
13	20	CHEUNG King Lok	HKG
14	38	SVESHNIKOV Kirill	RUS
15	13	GRONDIN Donavan Vincent	FRA
16	23	POTTS Marc	IRL
17	22	LOVASSY Krisztian	HUN
18	8	PIETRULA Nicolas	CZE
19	35	KRAWCZYK Szymon	POL
20	43	HRYNIV Vitaliy	UKR

No 8 PIETRULA Nicolas (CZE)

Fine for failure to obey commissaires instructions

Amende pour avoir ignoré les instructions des commissaires

Communiqué approved by the Secretary of the Commissaires Panel:

.....

Men's Omnium / Omnium hommes
Elimination Race 3\4 / Course par élimination 3\4
Start List / Liste de départ

Race Number	Name	Team Code
At the fence		
11	MORA VEDRI Sebastian	ESP
19	VOLIKAKIS Christos	GRE
30	PRADO JUAREZ Ignacio	MEX
32	van SCHIP Jan Willem	NED
10	von FOLSACH Casper	DEN
23	POTTS Marc	IRL
13	GRONDIN Donavan Vincent	FRA
22	LOVASSY Krisztian	HUN
40	SCHIR Thery	SUI
8	PIETRULA Nicolas	CZE
At the blue band		
15	WALLS Matthew	GBR
25	VIVIANI Elia	ITA
3	de VYLDER Lindsay	BEL
36	MATIAS Joao	POR
5	CAVES Aidan	CAN
43	HRYNIV Vitaliy	UKR
17	MALCHAREK Moritz	GER
38	SVESHNIKOV Kirill	RUS
35	KRAWCZYK Szymon	POL
20	CHEUNG King Lok	HKG

Communiqué approved by the Secretary of the Commissaires Panel:

.....

**Men's Omnium / Omnium hommes
Tempo Race 2\4 / Course tempo 2\4
Results / Résultats**

Sun 16 Dec 2018 - Race distance: 40 laps (10km)

Elapsed time: **10:32**

Average Speed: **56.902km/h**

Rank	Race No.	Name	Team Code	Sprints Won	Finish Order	Lap Points			Total Points
						+	-	Balance	
1	11	MORA VEDRI Sebastian	ESP	28, 29, 30, 31, 32, 33	13	20		20	26
2	15	WALLS Matthew	GBR	9, 10, 11, 16, 18	6	20		20	25
3	19	VOLIKAKIS Christos	GRE	6, 12, 15, 17	7	20		20	24
4	32	van SCHIP Jan Willem	NED	3, 7, 23, 24, 27	20				5
5	30	PRADO JUAREZ Ignacio	MEX	19, 20, 21, 22	17				4
6	10	von FOLSACH Casper	DEN	34, 35, 36	1				3
7	3	de VYLDER Lindsay	BEL	8, 13, 14	16	20	20	0	3
8	25	VIVIANI Elia	ITA	4, 5	12				2
9	36	MATIAS Joao	POR	25, 26	14				2
10	23	POTTS Marc	IRL		2				0
11	17	MALCHAREK Moritz	GER		4				0
12	5	CAVES Aidan	CAN		5				0
13	40	SCHIR Thery	SUI		8				0
14	35	KRAWCZYK Szymon	POL		9				0
15	43	HRYNIV Vitaliy	UKR		10				0
16	22	LOVASSY Krisztian	HUN		11				0
17	13	GRONDIN Donavan Vincent	FRA		19				0
18	8	PIETRULA Nicolas	CZE	1, 2	18		20	-20	-18
19	20	CHEUNG King Lok	HKG		3		20	-20	-20
20	38	SVESHNIKOV Kirill	RUS		15		20	-20	-20
	27	HASHIMOTO Eiya	JPN						DNS

Communiqué approved by the Secretary of the Commissaires Panel:

LEGEND

- Points lost + Points gained **DNS** Did Not Start **No.** Number

Men's Omnium / Omnium hommes
Tempo Race 2\4 / Course tempo 2\4
Start List / Liste de départ
 Sun 16 Dec 2018 - Race distance: 40 laps (10km)

Race Number	Name	Team Code
At the fence		
25	VIVIANI Elia	ITA
15	WALLS Matthew	GBR
3	de VYLDER Lindsay	BEL
36	MATIAS Joao	POR
32	van SCHIP Jan Willem	NED
43	HRYNIV Vitaliy	UKR
23	POTTS Marc	IRL
22	LOVASSY Krisztian	HUN
20	CHEUNG King Lok	HKG
40	SCHIR Thery	SUI
35	KRAWCZYK Szymon	POL
At the blue band		
19	VOLIKAKIS Christos	GRE
11	MORA VEDRI Sebastian	ESP
30	PRADO JUAREZ Ignacio	MEX
5	CAVES Aidan	CAN
13	GRONDIN Donavan Vincent	FRA
38	SVESHNIKOV Kirill	RUS
10	von FOLSACH Casper	DEN
8	PIETRULA Nicolas	CZE
17	MALCHAREK Moritz	GER
27	HASHIMOTO Eiya	JPN

Communiqué approved by the Secretary of the Commissaires Panel:

.....

Men's Omnium / Omnium hommes
Scratch Race 1\4 / Course scratch 1\4
Results / Résultats

Sun 16 Dec 2018 - Race distance: 40 laps (10km)

Elapsed time: **11:33**

Average Speed: **51.945km/h**

Rank	Race Number	Name	Team Code	Laps Down
1	25	VIVIANI Elia	ITA	
2	19	VOLIKAKIS Christos	GRE	
3	15	WALLS Matthew	GBR	
4	11	MORA VEDRI Sebastian	ESP	
5	3	de VYLDER Lindsay	BEL	
6	30	PRADO JUAREZ Ignacio	MEX	
7	36	MATIAS Joao	POR	
8	5	CAVES Aidan	CAN	
9	32	van SCHIP Jan Willem	NED	
10	13	GRONDIN Donavan Vincent	FRA	
11	43	HRYNIV Vitaliy	UKR	
12	38	SVESHNIKOV Kirill	RUS	
13	23	POTTS Marc	IRL	
14	10	von FOLSACH Casper	DEN	
15	22	LOVASSY Krisztian	HUN	
16	8	PIETRULA Nicolas	CZE	
17	20	CHEUNG King Lok	HKG	
18	17	MALCHAREK Moritz	GER	
19	40	SCHIR Thery	SUI	
20	27	HASHIMOTO Eiya	JPN	
20	35	KRAWCZYK Szymon	POL	

Communiqué approved by the Secretary of the Commissaires Panel:

.....

Men's Omnium / Omnium hommes
Scratch Race 1\4 / Course scratch 1\4
Start List / Liste de départ
 Sun 16 Dec 2018 - Race distance: 40 laps (10km)

Race Number	Name	Team Code
At the fence		
19	VOLIKAKIS Christos	GRE
27	HASHIMOTO Eiya	JPN
3	de VYLDER Lindsay	BEL
22	LOVASSY Krisztian	HUN
23	POTTS Marc	IRL
8	PIETRULA Nicolas	CZE
40	SCHIR Thery	SUI
20	CHEUNG King Lok	HKG
15	WALLS Matthew	GBR
35	KRAWCZYK Szymon	POL
13	GRONDIN Donavan Vincent	FRA
At the blue band		
32	van SCHIP Jan Willem	NED
30	PRADO JUAREZ Ignacio	MEX
25	VIVIANI Elia	ITA
17	MALCHAREK Moritz	GER
10	von FOLSACH Casper	DEN
5	CAVES Aidan	CAN
36	MATIAS Joao	POR
43	HRYNIV Vitaliy	UKR
11	MORA VEDRI Sebastian	ESP
38	SVESHNIKOV Kirill	RUS

Communiqué approved by the Secretary of the Commissaires Panel:

.....

Men's Madison / Madison hommes
World Cup Standings / Classement coupe du monde

As of SAT 15 DEC 2018

Event No 1	Saint-Quentin-en-Yvelines (FRA)	19-21 OCT 2018
Event No 2	Milton (CAN)	26-28 OCT 2018
Event No 3	Berlin (GER)	30 NOV-2 DEC 2018
Event No 4	London (GBR)	14-16 DEC 2018
Event No 5	Cambridge (NZL)	18-20 JAN 2019
Event No 6	Hong-Kong (HKG)	25-27 JAN 2019

Rank	Name	Team Code	Event No 1	Event No 2	Event No 3	Event No 4	Event No 5	Event No 6	Total Points
1	DENMARK	DEN	500.0	500.0	500.0	500.0			2000.0
2	GREAT BRITAIN	GBR	375.0	450.0	450.0	450.0			1725.0
3	SPAIN	ESP	350.0	325.0	205.0	400.0			1280.0
4	ITALY	ITA	250.0	175.0	375.0	325.0			1125.0
5	GERMANY	GER	325.0	190.0	400.0	190.0			1105.0
6	BELGIUM	BEL	160.0	375.0	300.0	250.0			1085.0
7	POLAND	POL	450.0	110.0	175.0	300.0			1035.0
8	AUSTRIA	AUT	300.0	145.0	225.0	350.0			1020.0
9	NETHERLANDS	NED	225.0		325.0	375.0			925.0
10	SWITZERLAND	SUI	175.0	250.0	190.0	275.0			890.0
11	HONG KONG, CHINA	HKG	190.0	275.0	160.0	175.0			800.0
12	IRELAND	IRL	110.0	205.0	250.0	205.0			770.0
13	AUSTRALIA	AUS	400.0		350.0				750.0
14	FRANCE	FRA	205.0	350.0		160.0			715.0
15	BELARUS	BLR	145.0	300.0	145.0				590.0
16	NEW ZEALAND	NZL	120.0	225.0		225.0			570.0
17	PORTUGAL	POR	275.0		275.0				550.0
18	UKRAINE	UKR	130.0	120.0	120.0	145.0			515.0
19	UNITED STATES OF AMERICA	USA		400.0					400.0
20	RUSSIAN FEDERATION	RUS		160.0	130.0				290.0
21	CZECH REPUBLIC	CZE		130.0	110.0				240.0

Men's Madison / Madison hommes
Final / Finale
Results / Résultats

Sat 15 Dec 2018 - Race distance: 120 laps (30km) with 12 sprints

 Elapsed time: **31:00**

 Average Speed: **58.064km/h**

Rank	Race Number	Name	Sprint Number												Lap Points			Finish Order	Points
			1	2	3	4	5	6	7	8	9	10	11	12	+	-	Balance		
1	4	DEN - Denmark	1					5		1	3	5	5	6	20		20	2	46
		Black JOHANSEN Julius																	
		Red von FOLSACH Casper																	
2	14	GBR - Great Britain		5	3	3			2	5			2	10				1	30
		Black WRIGHT Fred																	
		Red WALLS Matthew																	
3	1	ESP - Spain	5					5	1	2	1		3	4				3	21
		Black TORRES BARCELO Albert																	
		Red MORA VEDRI Sebastian																	
4	12	NED - Netherlands	3	1	5	2				3	5		1					13	20
		Black HAVIK Yoeri																	
		Red van SCHIP Jan Willem																	
5	5	AUT - Austria		2				3	3			3						10	11
		Black MATZNER Stefan																	
		Red GRAF Andreas																	
6	8	ITA - Italy	2			1	2	3						2				4	10
		Black SCARTEZZINI Michele																	
		Red LAMON Francesco																	
7	6	POL - Poland				5					2							7	7
		Black STANISZEWSKI Daniel																	
		Red PSZCZOLARSKI Wojciech																	
8	9	SUI - Switzerland		3	2													5	5
		Black SCHIR Thery																	
		Red MARGUET Tristan																	
9	3	BEL - Belgium						1	2			2						6	5
		Black de PAUW Moreno																	
		Red de KETELE Kenny																	
10	17	NZL - New Zealand							1			1						11	2
		Black ARCHBOLD Shane																	
		Red GATE Aaron																	
11	7	IRL - Ireland																8	0
		Black DOWNEY Mark																	
		Red ENGLISH Felix																	
12	11	GER - Germany																9	0
		Black THIELE Kersten																	
		Red MALCHAREK Moritz																	
13	2	HKG - Hong Kong, China																12	0
		Black CHEUNG King Lok																	
		Red LEUNG Chun Wing																	
14	16	FRA - France							5							20	-20	14	-15
		Black GRONDIN Donavan Vincent																	
		Red TABELLION Valentin																	
15	10	UKR - Ukraine														40	-40	15	-40
		Black SHCHERBAN Vladyslav																	
		Red HRYNIV Vitaliy																	
	13	POR - Portugal														40	-40		DNF
		Black MARTINGIL Cesar																	
		Red DO REGO Miguel																	
	15	RUS - Russian Federation			1											20	-20		DNF
		Black SVESHNIKOV Kirill																	
		Red SMIRNOV Alexandr																	

Men's Madison / Madison hommes
Final / Finale
Results / Résultats

Sat 15 Dec 2018 - Race distance: 120 laps (30km) with 12 sprints

 Elapsed time: **31:00**

 Average Speed: **58.064km/h**

Rank	Race Number	Name	Sprint Number												Lap Points			Finish Order	Points
			1	2	3	4	5	6	7	8	9	10	11	12	+	-	Balance		

No 14 GREAT BRITAIN (GBR)

Warning for causing the crash of his/her opponent

Avertissement pour avoir provoqué la chute de son adversaire

Communiqué approved by the Secretary of the Commissaires Panel:

LEGEND
DNF Did Not Finish

Men's Madison / Madison hommes

Final / Finale

Start List / Liste de départ

Sat 15 Dec 2018 - Race distance: 120 laps (30km) with 12 sprints

Race Number	Team	Colour	Name
1	ESP - Spain	BLACK RED	TORRES BARCELO Albert MORA VEDRI Sebastian
2	HKG - Hong Kong, China	BLACK RED	CHEUNG King Lok LEUNG Chun Wing
3	BEL - Belgium	BLACK RED	de PAUW Moreno de KETELE Kenny
4	DEN - Denmark	BLACK RED	JOHANSEN Julius von FOLSACH Casper
5	AUT - Austria	BLACK RED	MATZNER Stefan GRAF Andreas
6	POL - Poland	BLACK RED	STANISZEWSKI Daniel PSZCZOLARSKI Wojciech
7	IRL - Ireland	BLACK RED	DOWNEY Mark ENGLISH Felix
8	ITA - Italy	BLACK RED	SCARTEZZINI Michele LAMON Francesco
9	SUI - Switzerland	BLACK RED	SCHIR Thery MARGUET Tristan
10	UKR - Ukraine	BLACK RED	SHCHERBAN Vladyslav HRYNIV Vitaliy
11	GER - Germany	BLACK RED	THIELE Kersten MALCHAREK Moritz
12	NED - Netherlands	BLACK RED	HAVIK Yoeri van SCHIP Jan Willem
13	POR - Portugal	BLACK RED	MARTINGIL Cesar DO REGO Miguel
14	GBR - Great Britain	BLACK RED	WRIGHT Fred WALLS Matthew
15	RUS - Russian Federation	BLACK RED	SVESHNIKOV Kirill SMIRNOV Alexandr
16	FRA - France	BLACK RED	GRONDIN Donovan Vincent TABELLION Valentin
17	NZL - New Zealand	BLACK RED	ARCHBOLD Shane GATE Aaron

Men's Madison / Madison hommes**Final / Finale****Start List / Liste de départ**

Sat 15 Dec 2018 - Race distance: 120 laps (30km) with 12 sprints

Race Number	Team	Colour	Name
-------------	------	--------	------

Communiqué approved by the Secretary of the Commissaires Panel:
.....**Riders will be lined up in single file along the railing (odd numbers 1-17) and in the sprinters lane (even numbers 2-16) in the order listed on the startlist**

Women's Team Sprint / Vitesse par équipe femmes
World Cup Standings / Classement coupe du monde

As of FRI 14 DEC 2018

Event No 1	Saint-Quentin-en-Yvelines (FRA)	19-21 OCT 2018
Event No 2	Milton (CAN)	26-28 OCT 2018
Event No 3	Berlin (GER)	30 NOV-2 DEC 2018
Event No 4	London (GBR)	14-16 DEC 2018
Event No 5	Cambridge (NZL)	18-20 JAN 2019
Event No 6	Hong-Kong (HKG)	25-27 JAN 2019

Rank	Name	Team Code	Event No 1	Event No 2	Event No 3	Event No 4	Event No 5	Event No 6	Total Points
1	GAZPROM-RUSVELO	RVL	500.0	400.0	500.0	350.0			1750.0
2	GERMANY	GER	350.0	450.0	450.0	450.0			1700.0
3	NETHERLANDS	NED	225.0	375.0	375.0	400.0			1375.0
4	UKRAINE	UKR	400.0	350.0	325.0	205.0			1280.0
5	GREAT BRITAIN	GBR	300.0	250.0	350.0	250.0			1150.0
6	PEOPLE'S REPUBLIC OF CHINA	CHN	190.0		400.0	500.0			1090.0
7	LITHUANIA	LTU	275.0	225.0	225.0	325.0			1050.0
8	POLAND	POL	250.0	300.0	250.0	225.0			1025.0
9	FRANCE	FRA	325.0	275.0		375.0			975.0
10	AUSTRALIA	AUS	450.0	500.0					950.0
11	SPAIN	ESP	205.0	205.0	190.0	175.0			775.0
12	MEXICO	MEX		175.0	275.0	300.0			750.0
13	NEW ZEALAND	NZL	375.0	325.0					700.0
14	ITALY	ITA	175.0	130.0	160.0	145.0			610.0
15	RUSSIAN FEDERATION	RUS			300.0	275.0			575.0
16	HONG KONG, CHINA	HKG	160.0	145.0	130.0	130.0			565.0
17	CANADA	CAN		190.0	175.0	160.0			525.0
18	KOREA	KOR			205.0	190.0			395.0
19	MALAYSIA	MAS	145.0	120.0					265.0
20	UNITED STATES OF AMERICA	USA		160.0					160.0
21	INDIA	IND			145.0				145.0

Women's Team Sprint / Vitesse par équipe femmes
Finals / Finales
Results and Final Classification / Résultats et classement final
 Fri 14 Dec 2018 - Race distance: 2 laps

World Record	32.034 CHN - China	Saint-Quentin-En-Yvelines (FRA)	18 FEB 2015
---------------------	--------------------	---------------------------------	-------------

Rank	Team / Name	Lap 1	Time Lap 1-2	Average Speed km/h
Final For Gold				
GOLD	1 CHN - China	18.967	32.771	54.927
	84 LIN Junhong		13.804	
	87 ZHONG Tianshi			
SILVER	2 GER - Germany	18.822	32.808	54.865
	149 WELTE Miriam		13.986	
	146 HINZE Emma			
Final For Bronze				
BRONZE	3 NED - Netherlands	19.042	33.145	54.307
	212 LAMBERINK Kyra		14.103	
	211 BRASPENNINCX Shanne			
	4 FRA - France	19.264	33.494	53.741
	116 CLAIR Sandie		14.230	
	118 GROS Mathilde			
Eliminated after First round				
	5 RVL - Gazprom-Rusvelo			
	245 ROGOVAYA Ekaterina			
	246 SHMELEVA Daria			
	6 LTU - Lithuania			
	198 MAROZAITE Migle			
	197 KRUPECKAITE Simona			
	7 MEX - Mexico			
	204 SALAZAR VALLES Jessica			
	205 VERDUGO OSUNA Yuli Paola			
	8 RUS - Russian Federation			
	242 ANTONOVA Natalia			
	244 GNIDENKO Ekaterina			
Did not qualify for First round				
	9 GBR - Great Britain			
	133 MARCHANT Katy			
	129 BATE Lauren			
	10 POL - Poland			
	229 KARWACKA Marlena			
	230 LOS Urszula			
	11 UKR - Ukraine			
	268 STARIKOVA Olena			
	264 BASOVA Liubov			
	12 KOR - Republic of Korea			
	190 KIM Soohyun			
	192 LEE Hyejin			
	13 ESP - Spain			
	105 CALVO BARBERO Tania			
	106 CASAS ROIGE Helena			

Women's Team Sprint / Vitesse par équipe femmes
Finals / Finales
Results and Final Classification / Résultats et classement final
 Fri 14 Dec 2018 - Race distance: 2 laps

Rank	Team / Name	Lap 1	Time Lap 1-2	Average Speed km/h
14 CAN - Canada				
	74 WALSH Amelia			
	72 GENEST Lauriane			
15 ITA - Italy				
	177 BISSOLATI Elena			
	181 VECE Miriam			
16 HKG - Hong Kong, China				
	153 LI Yin Yin			
	152 LEE Hoi Yan Jessica			

Communiqué approved by the Secretary of the Commissaires Panel:

Note:
Riders are presented in their starting order

13-16 December 2018

Women's Team Sprint / Vitesse par équipe femmes
Finals / Finales
Race Analysis / Analyse de course

GOLD

GER - Germany				CHN - China			
Distance	Time	Rank	Lap Time	Distance	Time	Rank	Lap Time
125m	11.488	1		125m	11.673	2	
250m	18.822	1	18.822	250m	18.967	2	18.967
375m	25.756	1		375m	25.834	2	
500m	32.808	2	13.986	500m	32.771	1	13.804

BRONZE

NED - Netherlands				FRA - France			
Distance	Time	Rank	Lap Time	Distance	Time	Rank	Lap Time
125m	11.659	1		125m	11.708	2	
250m	19.042	1	19.042	250m	19.264	2	19.264
375m	26.023	1		375m	26.397	2	
500m	33.145	3	14.103	500m	33.494	4	14.230

Communiqué approved by the Secretary of the Commissaires Panel:

Women's Team Sprint / Vitesse par équipe femmes
Finals / Finales
Start List / Liste de départ
 Fri 14 Dec 2018 - Race distance: 2 laps

World Record	32.034 CHN - China	Saint-Quentin-En-Yvelines (FRA)	18 FEB 2015
---------------------	--------------------	---------------------------------	-------------

Heat	Race Number	Team / Name	Time
FOR BRONZE		NED - Netherlands	_____
	212	LAMBERINK Kyra	
	211	BRASPENNINCX Shanne	
		FRA - France	_____
	118	GROS Mathilde	
	116	CLAIR Sandie	
FOR GOLD		GER - Germany	_____
	149	WELTE Miriam	
	146	HINZE Emma	
		CHN - China	_____
	84	LIN Junhong	
	87	ZHONG Tianshi	

Communiqué approved by the Secretary of the Commissaires Panel:

.....

Note:
 The composition of the teams may be subject to change up to 30 minutes before the start of the race. Sorted in the order given by the team.

Women's Team Sprint / Vitesse par équipe femmes
First Round / Premier tour
Results / Résultats

Fri 14 Dec 2018 - Race distance: 2 laps

World Record	32.034 CHN - China	Saint-Quentin-En-Yvelines (FRA)	18 FEB 2015
---------------------	--------------------	---------------------------------	-------------

Heat	Rank	Team / Name	Lap 1	Time Lap 1-2	Average Speed km/h			
1	1	FRA - France	19.301	33.268	54.106	QB		
		118 GROS Mathilde					13.967	
	116 CLAIR Sandie							
	2	1		LTU - Lithuania	19.221	33.394	53.902	
				198 MAROZAITE Migle				14.173
		197 KRUPECKAITE Simona						
2	1	GER - Germany	18.843	32.823	54.840	QG		
		149 WELTE Miriam					13.980	
	146 HINZE Emma							
	2	1		RVL - Gazprom-Rusvelo	19.054	33.252	54.132	
				245 ROGOVAYA Ekaterina				14.198
		246 SHMELEVA Daria						
3	1	NED - Netherlands	18.976	33.043	54.474	QB		
		212 LAMBERINK Kyra					14.067	
	211 BRASPENNINCX Shanne							
	2	1		RUS - Russian Federation	19.036	33.592	53.584	
				242 ANTONOVA Natalia				14.556
		244 GNIDENKO Ekaterina						
4	1	CHN - China	18.876	32.896	54.718	QG		
		84 LIN Junhong					14.020	
	87 ZHONG Tianshi							
	2	1		MEX - Mexico	19.383	33.553	53.646	
				204 SALAZAR VALLES Jessica				14.170
		205 VERDUGO OSUNA Yuli Paola						

Qualification Rule:

The fastest two winning teams race for the gold and silver medals, and the other two winning teams race for the bronze medal. Losers are classified from 5th to 8th place by their times in the First Round.

Communiqué approved by the Secretary of the Commissaires Panel:

LEGEND	
QB Qualified for Bronze	QG Qualified for Gold

13-16 December 2018

Women's Team Sprint / Vitesse par équipe femmes
First Round / Premier tour
Race Analysis / Analyse de course

Heat 1

LTU - Lithuania				FRA - France			
Distance	Time	Rank	Lap Time	Distance	Time	Rank	Lap Time
125m	11.805	2		125m	11.732	1	
250m	19.221	1	19.221	250m	19.301	2	19.301
375m	26.234	1		375m	26.234	1	
500m	33.394	2	14.173	500m	33.268	1	13.967

Heat 2

GER - Germany				RVL - Gazprom-Rusvelo			
Distance	Time	Rank	Lap Time	Distance	Time	Rank	Lap Time
125m	11.571	2		125m	11.460	1	
250m	18.843	1	18.843	250m	19.054	2	19.054
375m	25.842	1		375m	26.158	2	
500m	32.823	1	13.980	500m	33.252	2	14.198

Heat 3

NED - Netherlands				RUS - Russian Federation			
Distance	Time	Rank	Lap Time	Distance	Time	Rank	Lap Time
125m	11.630	2		125m	11.591	1	
250m	18.976	1	18.976	250m	19.036	2	19.036
375m	25.934	1		375m	26.170	2	
500m	33.043	1	14.067	500m	33.592	2	14.556

Heat 4

CHN - China				MEX - Mexico			
Distance	Time	Rank	Lap Time	Distance	Time	Rank	Lap Time
125m	11.612	1		125m	11.899	2	
250m	18.876	1	18.876	250m	19.383	2	19.383
375m	25.883	1		375m	26.422	2	
500m	32.896	1	14.020	500m	33.553	2	14.170

Communiqué approved by the Secretary of the Commissaires Panel:

Women's Team Sprint / Vitesse par équipe femmes
First Round / Premier tour
Start List / Liste de départ
 Fri 14 Dec 2018 - Race distance: 2 laps

World Record	32.034 CHN - China	Saint-Quentin-En-Yvelines (FRA)	18 FEB 2015
---------------------	--------------------	---------------------------------	-------------

Heat	Race Number	Team / Name	Time
1		LTU - Lithuania	_____
	198	MAROZAITE Migle	
	197	KRUPECKAITE Simona	
		FRA - France	_____
	116	CLAIR Sandie	
	118	GROS Mathilde	
2		GER - Germany	_____
	149	WELTE Miriam	
	146	HINZE Emma	
		RVL - Gazprom-Rusvelo	_____
	245	ROGOVAYA Ekaterina	
	246	SHMELEVA Daria	
3		NED - Netherlands	_____
	212	LAMBERINK Kyra	
	211	BRASPENNINCX Shanne	
		RUS - Russian Federation	_____
	242	ANTONOVA Natalia	
	244	GNIDENKO Ekaterina	
4		CHN - China	_____
	84	LIN Junhong	
	87	ZHONG Tianshi	
		MEX - Mexico	_____
	204	SALAZAR VALLES Jessica	
	205	VERDUGO OSUNA Yuli Paola	

Qualification Rule:

The fastest two winning teams race for the gold and silver medals, and the other two winning teams race for the bronze medal. Losers are classified from 5th to 8th place by their times in the First Round.

Communiqué approved by the Secretary of the Commissaires Panel:

.....

Note:

The composition of the teams may be subject to change up to 30 minutes before the start of the race. Sorted in the order given by the team.

Women's Team Sprint / Vitesse par équipe femmes
Qualifying / Qualifications
Results / Résultats

Fri 14 Dec 2018 - Race distance: 2 laps

World Record	32.034 CHN - China	Saint-Quentin-En-Yvelines (FRA)	18 FEB 2015
---------------------	--------------------	---------------------------------	-------------

Rank	Team / Name	Lap 1	Time Lap 1-2	Average Speed km/h
1	CHN - China 84 LIN Junhong 87 ZHONG Tianshi	18.912 (3)	32.732 (1) 13.820 (1)	54.992
2	NED - Netherlands 212 LAMBERINK Kyra 214 van de WOUW Hetty	18.931 (4)	33.044 (2) 14.113 (3)	54.473
3	GER - Germany 149 WELTE Miriam 145 GRABOSCH Pauline Sophie	18.768 (2)	33.090 (3) 14.322 (9)	54.397
4	LTU - Lithuania 198 MAROZAITE Migle 197 KRUPECKAITE Simona	19.040 (6)	33.160 (4) 14.120 (4)	54.282
5	FRA - France 116 CLAIR Sandie 118 GROS Mathilde	19.219 (9)	33.300 (5) 14.081 (2)	54.054
6	RVL - Gazprom-Rusvelo 245 ROGOVAYA Ekaterina 246 SHMELEVA Daria	19.193 (8)	33.342 (6) 14.149 (6)	53.986
7	RUS - Russian Federation 242 ANTONOVA Natalia 244 GNIDENKO Ekaterina	19.019 (5)	33.500 (7) 14.481 (13)	53.731
8	MEX - Mexico 204 SALAZAR VALLES Jessica 205 VERDUGO OSUNA Yuli Paola	19.425 (11)	33.563 (8) 14.138 (5)	53.630
9	GBR - Great Britain 133 MARCHANT Katy 129 BATE Lauren	19.081 (7)	33.606 (9) 14.525 (14)	53.562
10	POL - Poland 229 KARWACKA Marlana 230 LOS Urszula	19.437 (12)	33.737 (10) 14.300 (8)	53.354
11	UKR - Ukraine 268 STARIKOVA Olena 264 BASOVA Liubov	18.683 (1)	33.759 (11) 15.076 (16)	53.319
12	KOR - Republic of Korea 190 KIM Soohyun 192 LEE Hyejin	19.481 (13)	33.767 (12) 14.286 (7)	53.306
13	ESP - Spain 105 CALVO BARBERO Tania 106 CASAS ROIGE Helena	19.327 (10)	33.771 (13) 14.444 (11)	53.300
14	CAN - Canada 74 WALSH Amelia 72 GENEST Lauriane	19.976 (14)	34.319 (14) 14.343 (10)	52.449
15	ITA - Italy 177 BISSOLATI Elena 181 VECE Miriam	20.197 (15)	34.652 (15) 14.455 (12)	51.945

Women's Team Sprint / Vitesse par équipe femmes
Qualifying / Qualifications
Results / Résultats

Fri 14 Dec 2018 - Race distance: 2 laps

Rank	Team / Name	Lap 1	Time Lap 1-2	Average Speed km/h
16	HKG - Hong Kong, China	20.378 (16)	35.097 (16)	51.286
	153 LI Yin Yin		14.719 (15)	
	152 LEE Hoi Yan Jessica			

Qualification Rule:

Fastest 8 teams qualify for the first round.

Communiqué approved by the Secretary of the Commissaires Panel:

13-16 December 2018

Women's Team Sprint / Vitesse par équipe femmes
Qualifying / Qualifications
Race Analysis / Analyse de course

Heat 1

FRA - France				CAN - Canada			
Distance	Time	Rank	Lap Time	Distance	Time	Rank	Lap Time
125m	11.649	8		125m	12.227	14	
250m	19.219	9	19.219	250m	19.976	14	19.976
375m	26.227	6		375m	27.154	14	
500m	33.300	5	14.081	500m	34.319	14	14.343

Heat 2

LTU - Lithuania				ITA - Italy			
Distance	Time	Rank	Lap Time	Distance	Time	Rank	Lap Time
125m	11.654	9		125m	12.439	15	
250m	19.040	6	19.040	250m	20.197	15	20.197
375m	26.018	4		375m	27.446	15	
500m	33.160	4	14.120	500m	34.652	15	14.455

Heat 3

KOR - Republic of Korea				ESP - Spain			
Distance	Time	Rank	Lap Time	Distance	Time	Rank	Lap Time
125m	11.896	10		125m	12.007	13	
250m	19.481	13	19.481	250m	19.327	10	19.327
375m	26.582	13		375m	26.466	10	
500m	33.767	12	14.286	500m	33.771	13	14.444

Heat 4

MEX - Mexico				UKR - Ukraine			
Distance	Time	Rank	Lap Time	Distance	Time	Rank	Lap Time
125m	11.974	12		125m	11.580	4	
250m	19.425	11	19.425	250m	18.683	1	18.683
375m	26.443	9		375m	26.470	11	
500m	33.563	8	14.138	500m	33.759	11	15.076

Heat 5

POL - Poland				HKG - Hong Kong, China			
Distance	Time	Rank	Lap Time	Distance	Time	Rank	Lap Time
125m	11.905	11		125m	12.484	16	
250m	19.437	12	19.437	250m	20.378	16	20.378
375m	26.515	12		375m	27.689	16	
500m	33.737	10	14.300	500m	35.097	16	14.719

Heat 6

CHN - China				NED - Netherlands			
Distance	Time	Rank	Lap Time	Distance	Time	Rank	Lap Time
125m	11.547	3		125m	11.596	5	
250m	18.912	3	18.912	250m	18.931	4	18.931
375m	25.800	1		375m	25.871	2	
500m	32.732	1	13.820	500m	33.044	2	14.113

Heat 7

RVL - Gazprom-Rusvelo				GBR - Great Britain			
Distance	Time	Rank	Lap Time	Distance	Time	Rank	Lap Time
125m	11.540	2		125m	11.616	7	
250m	19.193	8	19.193	250m	19.081	7	19.081
375m	26.251	7		375m	26.272	8	
500m	33.342	6	14.149	500m	33.606	9	14.525

13-16 December 2018

Women's Team Sprint / Vitesse par équipe femmes
Qualifying / Qualifications
Race Analysis / Analyse de course

Heat 8

GER - Germany				RUS - Russian Federation			
Distance	Time	Rank	Lap Time	Distance	Time	Rank	Lap Time
125m	11.452	1		125m	11.601	6	
250m	18.768	2	18.768	250m	19.019	5	19.019
375m	25.902	3		375m	26.173	5	
500m	33.090	3	14.322	500m	33.500	7	14.481

Communiqué approved by the Secretary of the Commissaires Panel:

Women's Team Sprint / Vitesse par équipe femmes
Qualifying / Qualifications
Start List / Liste de départ
 Fri 14 Dec 2018 - Race distance: 2 laps

World Record	32.034 CHN - China	Saint-Quentin-En-Yvelines (FRA)	18 FEB 2015
---------------------	--------------------	---------------------------------	-------------

Heat	Race Number	Team / Name	Time
1		FRA - France	_____
	116	CLAIR Sandie	
	118	GROS Mathilde	
		CAN - Canada	_____
	72	GENEST Lauriane	
	74	WALSH Amelia	
2		LTU - Lithuania	_____
	197	KRUPECKAITE Simona	
	198	MAROZAITE Migle	
		ITA - Italy	_____
	177	BISSOLATI Elena	
	181	VECE Miriam	
3		KOR - Republic of Korea	_____
	190	KIM Soohyun	
	192	LEE Hyejin	
		ESP - Spain	_____
	105	CALVO BARBERO Tania	
	106	CASAS ROIGE Helena	
4		MEX - Mexico	_____
	205	VERDUGO OSUNA Yuli Paola	
	204	SALAZAR VALLES Jessica	
		UKR - Ukraine	_____
	264	BASOVA Liubov	
	268	STARIKOVA Olena	
5		POL - Poland	_____
	230	los Urszula	
	229	KARWACKA Marlena	
		HKG - Hong Kong, China	_____
	153	LI Yin Yin	
	152	LEE Hoi Yan Jessica	

Women's Team Sprint / Vitesse par équipe femmes
Qualifying / Qualifications
Start List / Liste de départ
 Fri 14 Dec 2018 - Race distance: 2 laps

Heat	Race Number	Team / Name	Time
6		CHN - China	_____
	84	LIN Junhong	
	87	ZHONG Tianshi	
		NED - Netherlands	_____
	214	van de WOUW Hetty	
	212	LAMBERINK Kyra	
7		RVL - Gazprom-Rusvelo	_____
	246	SHMELEVA Daria	
	245	ROGOVAYA Ekaterina	
		GBR - Great Britain	_____
	133	MARCHANT Katy	
	129	BATE Lauren	
8		GER - Germany	_____
	145	GRABOSCH Pauline Sophie	
	149	WELTE Miriam	
		RUS - Russian Federation	_____
	244	GNIDENKO Ekaterina	
	242	ANTONOVA Natalia	

Qualification Rule:

Fastest 8 teams qualify for the first round.

 Communiqué approved by the Secretary of the Commissaires Panel:

.....

Note:

The composition of the teams may be subject to change up to 30 minutes before the start of the race. Sorted in the order given by the team.

Women's Sprint / Vitesse femmes
World Cup Standings / Classement coupe du monde

As of SAT 15 DEC 2018

Event No 1	Saint-Quentin-en-Yvelines (FRA)	19-21 OCT 2018
Event No 2	Milton (CAN)	26-28 OCT 2018
Event No 3	Berlin (GER)	30 NOV-2 DEC 2018
Event No 4	London (GBR)	14-16 DEC 2018
Event No 5	Cambridge (NZL)	18-20 JAN 2019
Event No 6	Hong-Kong (HKG)	25-27 JAN 2019

Rank	Name	Team Code	Event No 1	Event No 2	Event No 3	Event No 4	Event No 5	Event No 6	Total Points
1	MORTON Stephanie	AUS	450.0	400.0	500.0	500.0			1850.0
2	SHMELEVA Daria	RVL	400.0	375.0	375.0	250.0			1400.0
3	van RIESEN Laurine	NED	325.0	250.0	350.0	400.0			1325.0
4	STARIKOVA Olena	UKR	275.0	225.0	400.0	375.0			1275.0
5	HINZE Emma	GER		450.0	325.0	450.0			1225.0
6	MARCHANT Katy	GBR	300.0	190.0	300.0	325.0			1115.0
7	LEE Wai Sze	HKG	500.0	500.0					1000.0
8	GROS Mathilde	FRA	375.0	350.0		205.0			930.0
9	BAYONA PINEDA Martha	COL	160.0	70.0	205.0	300.0			735.0
10	GRABOSCH Pauline Sophie	GER		275.0	225.0	225.0			725.0
11	MAROZAITE Migle	LTU	225.0	110.0	250.0	120.0			705.0
12	KRUPECKAITE Simona	LTU	70.0	160.0	190.0	275.0			695.0
13	McCULLOCH Kaarle	AUS	250.0	325.0					575.0
14	VOINOVA Anastasiia	RVL	100.0	1.0	450.0				551.0
15	los Urszula	POL	130.0	175.0	110.0	130.0			545.0
16	ZHONG Tianshi	CHN			175.0	350.0			525.0
17	CALVO BARBERO Tania	ESP	80.0	130.0	160.0	145.0			515.0
18	van de WOUW Hetty	NED	110.0	205.0		175.0			490.0
19	LEE Hoi Yan Jessica	MSP	90.0	145.0	100.0	110.0			445.0
20	GENEST Lauriane	CAN		120.0	120.0	190.0			430.0
21	BASOVA Liubov	UKR	145.0	60.0	130.0	90.0			425.0
22	HANSEN Natasha	NZL	120.0	300.0					420.0
23	FRIEDRICH Lea Sophie	GER	350.0						350.0
24	KOBAYASHI Yuka	DSR	175.0	80.0	80.0				335.0
25	LIGTLEE Elis	NED			275.0				275.0
26	DEGRENDELE Nicky	BEL	190.0				60.0		250.0
27	LEE Hyejin	KOR			90.0	160.0			250.0
28	BRASPENNINCX Shanne	NED		90.0	145.0				235.0
29	CUMMING Emma	NZL	205.0	1.0					206.0
30	STEWART Robyn	IRL	60.0	1.0	60.0	80.0			201.0
31	VECE Miriam	ITA	1.0	1.0	50.0	100.0			152.0
32	GAXIOLA GONZALEZ Luz Daniela	MEX			70.0	50.0			120.0
33	GODBY Madalyn	USA		100.0					100.0
34	WALSH Amelia	CAN		1.0	1.0	70.0			72.0
35	BATE Lauren	GBR	50.0	1.0	1.0	1.0			53.0
36	SALAZAR VALLES Jessica	MEX		50.0	1.0	1.0			52.0
37	KANKOVSKA Sara	CZE	1.0	1.0	1.0	1.0			4.0
38	CASAS ROIGE Helena	ESP	1.0	1.0	1.0	1.0			4.0
39	OHTA Riyu	JPN	1.0	1.0	1.0				3.0
40	KARWACKA Marlena	POL	1.0	1.0	1.0				3.0
41	MUSTAPA Fatehah	MAS	1.0	1.0					2.0
42	LI Yin Yin	HKG			1.0	1.0			2.0
43	ANDREOTTI Maila	CTF	1.0		1.0				2.0

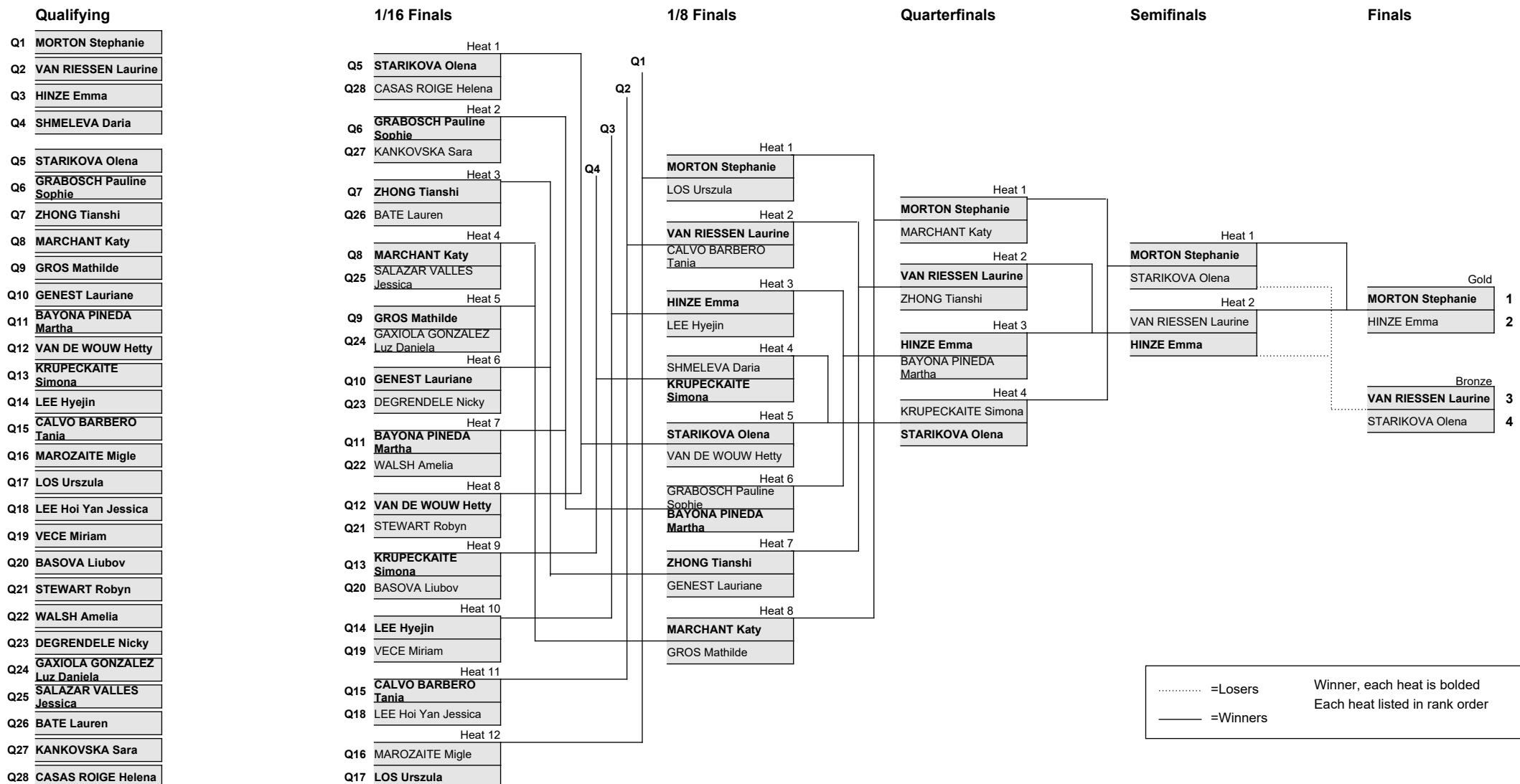
Women's Sprint / Vitesse femmes
World Cup Standings / Classement coupe du monde

As of SAT 15 DEC 2018

Rank	Name	Team Code	Event No 1	Event No 2	Event No 3	Event No 4	Event No 5	Event No 6	Total Points
44	TANG Mengqi	CHN	1.0						1.0
45	ANTONOVA Natalia	RUS				1.0			1.0
46	JAGODZINSKA Julita	POL				1.0			1.0
47	MARQUARDT Mandy	USA		1.0					1.0
48	DEBORAH Deborah	IND			1.0				1.0
49	VERDUGO OSUNA Yuli Paola	MEX		1.0					1.0
50	MA Wing Yu	HKG	1.0						1.0
51	SHEN Yan	CHN		1.0					1.0
52	MOHD ADNAN Farina Shawati	MAS		1.0					1.0
53	MANZONI Gloria	ITA		1.0					1.0

Women's Sprint / Vitesse femmes

Results Bracket / Tableau des matchs avec résultats



..... =Losers Winner, each heat is bolded
 _____ =Winners Each heat listed in rank order

Communiqué approved by the Secretary of the Commissaires Panel:

Women's Sprint / Vitesse femmes
Finals / Finales
Results and Final Classification / Résultats et classement final
 Sat 15 Dec 2018 - Race distance: 3 laps

Rank	Race Number	Name	Team Code	1st Race	2nd Race	Decider
				200m Time:	11.212	11.196
				Average Speed km/h:	64.217	64.309
Final For Gold						
GOLD	1	52 MORTON Stephanie	AUS	Winner	Winner	
SILVER	2	146 HINZE Emma	GER	+0.031	+0.076	
				200m Time:	11.448	11.336
				Average Speed km/h:	62.893	63.514
Final For Bronze						
BRONZE	3	215 van RIESSEN Laurine	NED	Winner	Winner	
	4	268 STARIKOVA Olena	UKR	+0.008	+0.008	
				200m Time:		
				Average Speed km/h:		
Did not qualify for semifinals						
	5	87 ZHONG Tianshi	CHN			
	6	133 MARCHANT Katy	GBR			
	7	89 BAYONA PINEDA Martha	COL			
	8	197 KRUCPECKAITE Simona	LTU			
				200m Time:		
				Average Speed km/h:		
Did not qualify for 1/4 finals						
	9	246 SHMELEVA Daria	RVL			
	10	145 GRABOSCH Pauline Sophie	GER			
	11	118 GROS Mathilde	FRA			
	12	72 GENEST Lauriane	CAN			
	13	214 van de WOUW Hetty	NED			
	14	192 LEE Hyejin	KOR			
	15	105 CALVO BARBERO Tania	ESP			
	16	230 LOS Urszula	POL			
				200m Time:		
				Average Speed km/h:		
Did not qualify for 1/8 finals						
	17	198 MAROZAITA Migle	LTU			
	18	152 LEE Hoi Yan Jessica	HKG			
	19	181 VECE Miriam	ITA			
	20	264 BASOVA Liubov	UKR			
	21	168 STEWART Robyn	IRL			
	22	74 WALSH Amelia	CAN			
	23	58 DEGRENDELE Nicky	BCC			
	24	203 GAXIOLA GONZALEZ Luz Daniela	MEX			
	25	204 SALAZAR VALLES Jessica	MEX			
	26	129 BATE Lauren	GBR			
	27	96 KANKOVSKA Sara	CZE			
	28	106 CASAS ROIGE Helena	ESP			
				200m Time:		
				Average Speed km/h:		
Did not qualify for 1/16 finals						
	29	242 ANTONOVA Natalia	RUS			
	30	227 JAGODZINSKA Julita	POL			
	31	153 LI Yin Yin	HKG			

Communiqué approved by the Secretary of the Commissaires Panel:

.....

Women's Sprint / Vitesse femmes
Finals / Finales
Start List / Liste de départ
 Sat 15 Dec 2018 - Race distance: 3 laps

Race Number	Name	Team Code	1st Race	2nd Race	Decider
<i>For Bronze</i>					
		200m Time:			
		Average Speed km/h:			
268	STARIKOVA Olena	UKR			
215	van RIESSEN Laurine	NED			
<i>For Gold</i>					
		200m Time:			
		Average Speed km/h:			
52	MORTON Stephanie	AUS			
146	HINZE Emma	GER			

Communiqué approved by the Secretary of the Commissaires Panel:

.....

Women's Sprint / Vitesse femmes
Semifinals / Demi-finales
Results / Résultats

Sat 15 Dec 2018 - Race distance: 3 laps

Rank	Race Number	Name	Team Code	1st Race	2nd Race	Decider
Heat 1			200m Time:	11.259	11.239	
			Average Speed km/h:	63.949	64.063	
1	52	MORTON Stephanie	AUS	Winner	Winner	
2	268	STARIKOVA Olena	UKR	+0.044	+0.708	
Heat 2			200m Time:	11.254	11.272	
			Average Speed km/h:	63.977	63.875	
1	146	HINZE Emma	GER	Winner	Winner	
2	215	van RIESSEN Laurine	NED	+0.182	+0.243	

Qualification Rule:

The winners race for the gold and silver medals. The losers race for the bronze medal.

Communiqué approved by the Secretary of the Commissaires Panel:

.....

Women's Sprint / Vitesse femmes
Semifinals / Demi-finales
Start List / Liste de départ
 Sat 15 Dec 2018 - Race distance: 3 laps

Race Number	Name	Team Code	1st Race	2nd Race	Decider
<i>Heat 1</i>					
		200m Time:			
		Average Speed km/h:			
52	MORTON Stephanie	AUS			
268	STARIKOVA Olena	UKR			
<i>Heat 2</i>					
		200m Time:			
		Average Speed km/h:			
215	van RIESSEN Laurine	NED			
146	HINZE Emma	GER			

Qualification Rule:

The winners race for the gold and silver medals. The losers race for the bronze medal.

Communiqué approved by the Secretary of the Commissaires Panel:

.....

Women's Sprint / Vitesse femmes
Quarterfinals / Quart de finales
Results / Résultats

Sat 15 Dec 2018 - Race distance: 3 laps

Rank	Race Number	Name	Team Code	1st Race	2nd Race	Decider
			200m Time:	11.333	11.239	
			Average Speed km/h:	63.531	64.063	
Heat 1						
1	52	MORTON Stephanie	AUS	Winner	Winner	
2	133	MARCHANT Katy	GBR	+0.184	+0.421	
			200m Time:	11.180	11.564	
			Average Speed km/h:	64.401	62.262	
Heat 2						
1	215	van RIESEN Laurine	NED	Winner	Winner	
2	87	ZHONG Tianshi	CHN	+0.021	+0.000	
			200m Time:	11.600	11.333	
			Average Speed km/h:	62.069	63.531	
Heat 3						
1	146	HINZE Emma	GER	Winner	Winner	
2	89	BAYONA PINEDA Martha	COL	+0.289	+0.124	
			200m Time:	11.135	11.126	
			Average Speed km/h:	64.661	64.713	
Heat 4						
1	268	STARIKOVA Olena	UKR	Winner	Winner	
2	197	KRUPECKAITE Simona	LTU	+0.047	+0.243	

Qualification Rule:

The winner of each heat qualifies to the Semifinals.

Communiqué approved by the Secretary of the Commissaires Panel:

Women's Sprint / Vitesse femmes
Quarterfinals / Quart de finales
Start List / Liste de départ
 Sat 15 Dec 2018 - Race distance: 3 laps

Race Number	Name	Team Code	1st Race	2nd Race	Decider
Heat 1					
		200m Time:			
		Average Speed km/h:			
52	MORTON Stephanie	AUS			
133	MARCHANT Katy	GBR			
Heat 2					
		200m Time:			
		Average Speed km/h:			
215	van RIESSEN Laurine	NED			
87	ZHONG Tianshi	CHN			
Heat 3					
		200m Time:			
		Average Speed km/h:			
146	HINZE Emma	GER			
89	BAYONA PINEDA Martha	COL			
Heat 4					
		200m Time:			
		Average Speed km/h:			
197	KRUPECKAITE Simona	LTU			
268	STARIKOVA Olena	UKR			

Qualification Rule:

The winner of each heat qualifies to the Semifinals.

Communiqué approved by the Secretary of the Commissaires Panel:

.....

13-16 December 2018

Communiqué no. 103

Women's Sprint / Vitesse femmes
1/8 Finals / 1/8 de finale
Results / Résultats

Sat 15 Dec 2018 - Race distance: 3 laps

Rank	Race Number	Name	Team Code	
				200m Time: 11.725
				Average Speed km/h: 61.407
Heat 1				
1	52	MORTON Stephanie	AUS	Winner
2	230	LOS Urszula	POL	+0.130
				200m Time: 11.667
				Average Speed km/h: 61.713
Heat 2				
1	215	van RIESEN Laurine	NED	Winner
2	105	CALVO BARBERO Tania	ESP	+0.108
				200m Time: 11.561
				Average Speed km/h: 62.278
Heat 3				
1	146	HINZE Emma	GER	Winner
	192	LEE Hyejin	KOR	REL
				200m Time: 11.395
				Average Speed km/h: 63.186
Heat 4				
1	197	KRUPECKAITE Simona	LTU	Winner
2	246	SHMELEVA Daria	RVL	+0.003
				200m Time: 11.372
				Average Speed km/h: 63.313
Heat 5				
1	268	STARIKOVA Olena	UKR	Winner
2	214	van de WOUW Hetty	NED	+0.255
				200m Time: 11.328
				Average Speed km/h: 63.559
Heat 6				
1	89	BAYONA PINEDA Martha	COL	Winner
2	145	GRABOSCH Pauline Sophie	GER	+0.257
				200m Time: 11.344
				Average Speed km/h: 63.470
Heat 7				
1	87	ZHONG Tianshi	CHN	Winner
2	72	GENEST Lauriane	CAN	+0.118
				200m Time: 11.548
				Average Speed km/h: 62.348
Heat 8				
1	133	MARCHANT Katy	GBR	Winner
2	118	GROS Mathilde	FRA	+0.010

Qualification Rule:

The winner of each heat qualifies to the Quarterfinals.

No 192 LEE Hyejin (KOR)

Relegation for irregular movement to prevent his opponent from passing

Déclassement pour manoeuvre illicite, faite pour empêcher son adversaire de passer

Women's Sprint / Vitesse femmes
1/8 Finals / 1/8 de finale
Results / Résultats

Sat 15 Dec 2018 - Race distance: 3 laps

Rank	Race Number	Name	Team Code
------	-------------	------	-----------

Communiqué approved by the Secretary of the Commissaires Panel:

.....

Note:

The average speed is taken over the last 200m.

LEGEND**REL** Relegated

Women's Sprint / Vitesse femmes
1/8 Finals / 1/8 de finale
Start List / Liste de départ
 Sat 15 Dec 2018 - Race distance: 3 laps

Race Number	Name	Team Code	Time
Heat 1			
		200m Time:	
		Average Speed km/h:	
52	MORTON Stephanie	AUS	
230	LOS Urszula	POL	
Heat 2			
		200m Time:	
		Average Speed km/h:	
215	van RIESSSEN Laurine	NED	
105	CALVO BARBERO Tania	ESP	
Heat 3			
		200m Time:	
		Average Speed km/h:	
146	HINZE Emma	GER	
192	LEE Hyejin	KOR	
Heat 4			
		200m Time:	
		Average Speed km/h:	
246	SHMELEVA Daria	RVL	
197	KRUPECKAITE Simona	LTU	
Heat 5			
		200m Time:	
		Average Speed km/h:	
268	STARIKOVA Olena	UKR	
214	van de WOUW Hetty	NED	
Heat 6			
		200m Time:	
		Average Speed km/h:	
145	GRABOSCH Pauline Sophie	GER	
89	BAYONA PINEDA Martha	COL	
Heat 7			
		200m Time:	
		Average Speed km/h:	
87	ZHONG Tianshi	CHN	
72	GENEST Lauriane	CAN	
Heat 8			
		200m Time:	
		Average Speed km/h:	
133	MARCHANT Katy	GBR	
118	GROS Mathilde	FRA	

Qualification Rule:

The winner of each heat qualifies to the Quarterfinals.

Communiqué approved by the Secretary of the Commissaires Panel:

.....

Women's Sprint / Vitesse femmes
1/16 Finals / 1/16 de finale
Results / Résultats

Sat 15 Dec 2018 - Race distance: 3 laps

Rank	Race Number	Name	Team Code	
Heat 1				200m Time: 11.262 Average Speed km/h: 63.932
1	268	STARIKOVA Olena	UKR	Winner
2	106	CASAS ROIGE Helena	ESP	+0.167
Heat 2				200m Time: 11.598 Average Speed km/h: 62.080
1	145	GRABOSCH Pauline Sophie	GER	Winner
2	96	KANKOVSKA Sara	CZE	+0.431
Heat 3				200m Time: 11.587 Average Speed km/h: 62.139
1	87	ZHONG Tianshi	CHN	Winner
2	129	BATE Lauren	GBR	+0.073
Heat 4				200m Time: 11.397 Average Speed km/h: 63.175
1	133	MARCHANT Katy	GBR	Winner
2	204	SALAZAR VALLES Jessica	MEX	+0.059
Heat 5				200m Time: 11.628 Average Speed km/h: 61.920
1	118	GROS Mathilde	FRA	Winner
2	203	GAXIOLA GONZALEZ Luz Daniela	MEX	+0.049
Heat 6				200m Time: 11.406 Average Speed km/h: 63.125
1	72	GENEST Lauriane	CAN	Winner
2	58	DEGRENDELE Nicky	BCC	+0.859
Heat 7				200m Time: 11.520 Average Speed km/h: 62.500
1	89	BAYONA PINEDA Martha	COL	Winner
2	74	WALSH Amelia	CAN	+0.150
Heat 8				200m Time: 11.470 Average Speed km/h: 62.772
1	214	van de WOUW Hetty	NED	Winner
2	168	STEWART Robyn	IRL	+0.339
Heat 9				200m Time: 11.563 Average Speed km/h: 62.268
1	197	KRUPECKAITE Simona	LTU	Winner
2	264	BASOVA Liubov	UKR	+0.085
Heat 10				200m Time: 11.585 Average Speed km/h: 62.149
1	192	LEE Hyejin	KOR	Winner
2	181	VECE Miriam	ITA	+0.291

Women's Sprint / Vitesse femmes
1/16 Finals / 1/16 de finale
Results / Résultats

Sat 15 Dec 2018 - Race distance: 3 laps

Rank	Race Number	Name	Team Code	
				200m Time: 11.522
				Average Speed km/h: 62.489
Heat 11				
1	105	CALVO BARBERO Tania	ESP	Winner
2	152	LEE Hoi Yan Jessica	HKG	+0.091
				200m Time: 11.597
				Average Speed km/h: 62.085
Heat 12				
1	230	LOS Urszula	POL	Winner
2	198	MAROZAITE Migle	LTU	+0.038

Qualification Rule:

The winner of each heat qualifies to the 1/8 Finals.

Communiqué approved by the Secretary of the Commissaires Panel:

.....

Note:

The average speed is taken over the last 200m.

Women's Sprint / Vitesse femmes
1/16 Finals / 1/16 de finale
Start List / Liste de départ
 Sat 15 Dec 2018 - Race distance: 3 laps

Race Number	Name	Team Code	Time
Heat 1			
		200m Time:	
		Average Speed km/h:	
268	STARIKOVA Olena	UKR	
106	CASAS ROIGE Helena	ESP	
Heat 2			
		200m Time:	
		Average Speed km/h:	
145	GRABOSCH Pauline Sophie	GER	
96	KANKOVSKA Sara	CZE	
Heat 3			
		200m Time:	
		Average Speed km/h:	
87	ZHONG Tianshi	CHN	
129	BATE Lauren	GBR	
Heat 4			
		200m Time:	
		Average Speed km/h:	
133	MARCHANT Katy	GBR	
204	SALAZAR VALLES Jessica	MEX	
Heat 5			
		200m Time:	
		Average Speed km/h:	
118	GROS Mathilde	FRA	
203	GAXIOLA GONZALEZ Luz Daniela	MEX	
Heat 6			
		200m Time:	
		Average Speed km/h:	
72	GENEST Lauriane	CAN	
58	DEGRENDELE Nicky	BCC	
Heat 7			
		200m Time:	
		Average Speed km/h:	
89	BAYONA PINEDA Martha	COL	
74	WALSH Amelia	CAN	
Heat 8			
		200m Time:	
		Average Speed km/h:	
214	van de WOUW Hetty	NED	
168	STEWART Robyn	IRL	
Heat 9			
		200m Time:	
		Average Speed km/h:	
197	KRUPECKAITE Simona	LTU	
264	BASOVA Liubov	UKR	
Heat 10			
		200m Time:	
		Average Speed km/h:	
192	LEE Hyejin	KOR	
181	VECE Miriam	ITA	
Heat 11			
		200m Time:	
		Average Speed km/h:	
105	CALVO BARBERO Tania	ESP	
152	LEE Hoi Yan Jessica	HKG	

Women's Sprint / Vitesse femmes**1/16 Finals / 1/16 de finale****Start List / Liste de départ**

Sat 15 Dec 2018 - Race distance: 3 laps

Race Number	Name	Team Code	Time
<i>Heat 12</i>			
198	MAROZAITE Migle	LTU	200m Time: Average Speed km/h:
230	LOS Urszula	POL	

Qualification Rule:

The winner of each heat qualifies to the 1/8 Finals.

Communiqué approved by the Secretary of the Commissaires Panel:
.....

Women's Sprint / Vitesse femmes
Qualifying / Qualifications
Results / Résultats

Sat 15 Dec 2018 - Race distance: 200m flying start (3.5 laps)

World Record 10.384 VOGEL Kristina GER Aguascalientes (MEX) 7 DEC 2013

Rank	Race Number	Name	Team Code	100m	Time 100-200	Average Speed km/h
1	52	MORTON Stephanie	AUS	5.267 (1)	10.595 5.328 (1)	67.957
2	215	van RIESSSEN Laurine	NED	5.319 (2)	10.760 5.441 (3)	66.914
3	146	HINZE Emma	GER	5.372 (6)	10.780 5.408 (2)	66.790
4	246	SHMELEVA Daria	RVL	5.345 (4)	10.814 5.469 (4)	66.580
5	268	STARIKOVA Olena	UKR	5.335 (3)	10.819 5.484 (5)	66.550
6	145	GRABOSCH Pauline Sophie	GER	5.380 (7)	10.872 5.492 (6)	66.225
7	87	ZHONG Tianshi	CHN	5.389 (9)	10.886 5.497 (7)	66.140
8	133	MARCHANT Katy	GBR	5.380 (7)	10.904 5.524 (10)	66.031
9	118	GROS Mathilde	FRA	5.402 (10)	10.905 5.503 (9)	66.025
10	72	GENEST Lauriane	CAN	5.367 (5)	10.933 5.566 (12)	65.856
11	89	BAYONA PINEDA Martha	COL	5.440 (15)	10.938 5.498 (8)	65.826
12	214	van de WOUW Hetty	NED	5.402 (10)	10.953 5.551 (11)	65.735
13	197	KRUPECKAITE Simona	LTU	5.411 (12)	10.983 5.572 (13)	65.556
14	192	LEE Hyejin	KOR		10.996	65.478
15	105	CALVO BARBERO Tania	ESP	5.419 (13)	11.007 5.588 (14)	65.413
16	198	MAROZAITE Migle	LTU	5.434 (14)	11.043 5.609 (15)	65.200
17	230	LOS Urszula	POL	5.471 (17)	11.092 5.621 (16)	64.912
18	152	LEE Hoi Yan Jessica	HKG	5.461 (16)	11.095 5.634 (18)	64.894
19	181	VECE Miriam	ITA	5.518 (18)	11.149 5.631 (17)	64.580
20	264	BASOVA Liubov	UKR	5.536 (19)	11.256 5.720 (20)	63.966
21	168	STEWART Robyn	IRL	5.539 (20)	11.270 5.731 (22)	63.886
22	74	WALSH Amelia	CAN	5.580 (23)	11.276 5.696 (19)	63.852

Women's Sprint / Vitesse femmes
Qualifying / Qualifications
Results / Résultats

Sat 15 Dec 2018 - Race distance: 200m flying start (3.5 laps)

Rank	Race Number	Name	Team Code	100m	Time 100-200	Average Speed km/h
23	58	DEGRENDELE Nicky	BCC	5.595 (25)	11.316 5.721 (21)	63.627
24	203	GAXIOLA GONZALEZ Luz Daniela	MEX	5.543 (21)	11.316 5.773 (25)	63.627
25	204	SALAZAR VALLES Jessica	MEX	5.575 (22)	11.324 5.749 (24)	63.582
26	129	BATE Lauren	GBR	5.591 (24)	11.328 5.737 (23)	63.559
27	96	KANKOVSKA Sara	CZE	5.639 (27)	11.427 5.788 (26)	63.009
28	106	CASAS ROIGE Helena	ESP	5.600 (26)	11.453 5.853 (27)	62.866
29	242	ANTONOVA Natalia	RUS	5.659 (28)	11.534 5.875 (28)	62.424
30	227	JAGODZINSKA Julita	POL		11.755	61.251
31	153	LI Yin Yin	HKG	5.783 (29)	11.763 5.980 (29)	61.209

Qualification Rule:

Top 4 riders qualify for 1/8 Finals. 5th to 28th places qualify for 1/16 Finals.

Communiqué approved by the Secretary of the Commissaires Panel:

**Women's Sprint / Vitesse femmes
Qualifying / Qualifications
Start List / Liste de départ**

Sat 15 Dec 2018 - Race distance: 200m flying start (3.5 laps)

World Record	10.384 VOGEL Kristina	GER	Aguascalientes (MEX)	7 DEC 2013
---------------------	-----------------------	-----	----------------------	------------

Order	Race Number	Name	Team Code	Time
1	153	LI Yin Yin	HKG	_____
2	242	ANTONOVA Natalia	RUS	_____
3	106	CASAS ROIGE Helena	ESP	_____
4	96	KANKOVSKA Sara	CZE	_____
5	129	BATE Lauren	GBR	_____
6	74	WALSH Amelia	CAN	_____
7	227	JAGODZINSKA Julita	POL	_____
8	203	GAXIOLA GONZALEZ Luz Daniela	MEX	_____
9	214	van de WOUW Hetty	NED	_____
10	181	VECE Miriam	ITA	_____
11	152	LEE Hoi Yan Jessica	HKG	_____
12	204	SALAZAR VALLES Jessica	MEX	_____
13	168	STEWART Robyn	IRL	_____
14	230	LOS Urszula	POL	_____
15	105	CALVO BARBERO Tania	ESP	_____
16	87	ZHONG Tianshi	CHN	_____
17	72	GENEST Lauriane	CAN	_____
18	264	BASOVA Liubov	UKR	_____
19	192	LEE Hyejin	KOR	_____
20	58	DEGRENDELE Nicky	BCC	_____
21	133	MARCHANT Katy	GBR	_____
22	146	HINZE Emma	GER	_____
23	198	MAROZAITE Migle	LTU	_____
24	89	BAYONA PINEDA Martha	COL	_____
25	215	van RIESSSEN Laurine	NED	_____
26	145	GRABOSCH Pauline Sophie	GER	_____
27	197	KRUPECKAITE Simona	LTU	_____
28	118	GROS Mathilde	FRA	_____
29	268	STARIKOVA Olena	UKR	_____
30	246	SHMELEVA Daria	RVL	_____
31	52	MORTON Stephanie	AUS	_____

Qualification Rule:

Top 4 riders qualify for 1/8 Finals. 5th to 28th places qualify for 1/16 Finals.

Communiqué approved by the Secretary of the Commissaires Panel:

Women's Keirin / Keirin femmes
World Cup Standings / Classement coupe du monde

As of SUN 16 DEC 2018

Event No 1	Saint-Quentin-en-Yvelines (FRA)	19-21 OCT 2018
Event No 2	Milton (CAN)	26-28 OCT 2018
Event No 3	Berlin (GER)	30 NOV-2 DEC 2018
Event No 4	London (GBR)	14-16 DEC 2018
Event No 5	Cambridge (NZL)	18-20 JAN 2019
Event No 6	Hong-Kong (HKG)	25-27 JAN 2019

Rank	Name	Team Code	Event No 1	Event No 2	Event No 3	Event No 4	Event No 5	Event No 6	Total Points
1	MORTON Stephanie	AUS	250.0	450.0	325.0	500.0			1525.0
2	van RIESEN Laurine	NED	500.0	205.0	500.0	300.0			1505.0
3	SHMELEVA Daria	RVL	450.0	350.0		450.0			1250.0
4	KRUPECKAITE Simona	LTU	375.0	225.0	350.0	190.0			1140.0
5	BAYONA PINEDA Martha	COL	120.0	400.0	190.0	325.0			1035.0
6	KOBAYASHI Yuka	DSR	300.0	175.0	400.0				875.0
7	MARCHANT Katy	GBR	175.0	80.0	175.0	375.0			805.0
8	los Urszula	POL	225.0	175.0		400.0			800.0
9	LEE Wai Sze	HKG	400.0	375.0					775.0
10	HINZE Emma	GER		300.0	450.0				750.0
11	GROS Mathilde	FRA	275.0	275.0		175.0			725.0
12	OHTA Riyu	JPN	190.0	175.0	300.0				665.0
13	BRASPENNINCX Shanne	NED		250.0	375.0				625.0
14	STEWART Robyn	IRL	120.0	190.0	120.0	175.0			605.0
15	LEE Hyejin	KOR			275.0	325.0			600.0
16	DEGRENDELE Nicky	BEL	325.0			225.0			550.0
17	BASOVA Liubov	UKR	80.0	175.0	120.0	175.0			550.0
18	ZHONG Tianshi	CHN			250.0	275.0			525.0
19	GNIDENKO Ekaterina	RUS	175.0		225.0	120.0			520.0
20	GODBY Madalyn	USA		500.0					500.0
21	HANSEN Natasha	NZL	350.0	120.0					470.0
22	KANKOVSKA Sara	CZE	80.0	80.0	175.0	120.0			455.0
23	LEE Hoi Yan Jessica	MSP	120.0	120.0	1.0	205.0			446.0
24	GAXIOLA GONZALEZ Luz Daniela	MEX		120.0	175.0	120.0			415.0
25	GENEST Lauriane	CAN		325.0	1.0				326.0
26	ANDREOTTI Maila	CTF	80.0		50.0	175.0			305.0
27	MUSTAPA Fatehah	MAS	175.0	120.0					295.0
28	GRABOSCH Pauline Sophie	GER				250.0			250.0
29	VOINOVA Anastasiia	RVL			205.0				205.0
30	FRIEDRICH Lea Sophie	GER	205.0						205.0
31	WANG Tzu Chun	TPE			120.0	80.0			200.0
32	CASAS ROIGE Helena	ESP	120.0		80.0				200.0
33	KARWACKA Marlina	POL			175.0				175.0
34	TANG Mengqi	CHN	175.0						175.0
35	VECE Miriam	ITA		1.0	80.0	80.0			161.0
36	CALVO BARBERO Tania	ESP		80.0		80.0			160.0
37	PALMER Dahlia	JAM		80.0		80.0			160.0
38	WALSH Amelia	CAN				120.0			120.0
39	DEBORAH Deborah	IND			120.0				120.0
40	ZAYED AHMED Ebtissam	EGY			80.0				80.0
42	MANZONI Gloria	ITA	80.0						80.0
43	du PREEZ Charlene	RSA	1.0						1.0

13-16 December 2018

Communiqué no. 119

Women's Keirin / Keirin femmes
Finals / Finales
Results / Résultats

Sun 16 Dec 2018 - Race distance: 6 laps

Rank	Race Number	Name	Team Code	Time Behind
				200m Time: 11.297
				Average Speed km/h: 63.734
Final 1-6				
1	52	MORTON Stephanie	AUS	
2	246	SHMELEVA Daria	RVL	+0.012
3	230	LOS Urszula	POL	+0.012
4	133	MARCHANT Katy	GBR	+0.780
6	89	BAYONA PINEDA Martha	COL	DNF
6	192	LEE Hyejin	KOR	DNF
				200m Time: 11.423
				Average Speed km/h: 63.031
Final 7-12				
7	215	van RIESSEN Laurine	NED	
8	87	ZHONG Tianshi	CHN	+0.109
9	145	GRABOSCH Pauline Sophie	GER	+0.195
10	58	DEGRENDELE Nicky	BCC	+0.227
11	152	LEE Hoi Yan Jessica	HKG	+0.475
12	197	KRUPECKAITE Simona	LTU	+1.043
Did not qualify from First round				
13	90	ANDREOTTI Maila	CTF	
13	118	GROS Mathilde	FRA	
13	168	STEWART Robyn	IRL	
13	264	BASOVA Liubov	UKR	
17	74	WALSH Amelia	CAN	
17	96	KANKOVSKA Sara	CZE	
17	203	GAXIOLA GONZALEZ Luz Daniela	MEX	
17	244	GNIDENKO Ekaterina	RUS	
21	105	CALVO BARBERO Tania	ESP	
21	181	VECE Miriam	ITA	
21	182	PALMER Dahlia	JAM	
21	257	WANG Tzu Chun	TPE	

Communiqué approved by the Secretary of the Commissaires Panel:

LEGEND
DNF Did Not Finish

Women's Keirin / Keirin femmes
Finals / Finales
Start List / Liste de départ
 Sun 16 Dec 2018 - Race distance: 6 laps

Race Number	Name	Team Code
Final 7-12		
58	DEGRENDELE Nicky	BCC
87	ZHONG Tianshi	CHN
145	GRABOSCH Pauline Sophie	GER
152	LEE Hoi Yan Jessica	HKG
197	KRUPECKAITE Simona	LTU
215	van RIESSEN Laurine	NED
Final 1-6		
52	MORTON Stephanie	AUS
89	BAYONA PINEDA Martha	COL
133	MARCHANT Katy	GBR
192	LEE Hyejin	KOR
230	LOS Urszula	POL
246	SHMELEVA Daria	RVL

Communiqué approved by the Secretary of the Commissaires Panel:

.....

**Women's Keirin / Keirin femmes
Second Round / Deuxième tour
Results / Résultats**

Sun 16 Dec 2018 - Race distance: 6 laps

Rank	Race Number	Name	Team Code	Time Behind
				200m Time: 11.382
				Average Speed km/h: 63.258
Heat 1				
1	89	BAYONA PINEDA Martha	COL	
2	192	LEE Hyejin	KOR	+0.098
3	133	MARCHANT Katy	GBR	+0.098
4	87	ZHONG Tianshi	CHN	+0.151
5	197	KRUPECKAITE Simona	LTU	+0.174
6	145	GRABOSCH Pauline Sophie	GER	+0.766
				200m Time: 11.359
				Average Speed km/h: 63.386
Heat 2				
1	52	MORTON Stephanie	AUS	
2	246	SHMELEVA Daria	RVL	
3	230	LOS Urszula	POL	+0.173
4	58	DEGRENDELE Nicky	BCC	+0.173
5	215	van RIESSEN Laurine	NED	+0.447
6	152	LEE Hoi Yan Jessica	HKG	+0.581

Qualification Rule:

The first three riders in each heat qualify to final 1-6, all other riders advance to final 7-12.

Communiqué approved by the Secretary of the Commissaires Panel:

Women's Keirin / Keirin femmes
Second Round / Deuxième tour
Start List / Liste de départ
 Sun 16 Dec 2018 - Race distance: 6 laps

Race Number	Name	Team Code
Heat 1		
87	ZHONG Tianshi	CHN
89	BAYONA PINEDA Martha	COL
133	MARCHANT Katy	GBR
145	GRABOSCH Pauline Sophie	GER
192	LEE Hyejin	KOR
197	KRUPECKAITE Simona	LTU
Heat 2		
52	MORTON Stephanie	AUS
58	DEGRENDELE Nicky	BCC
152	LEE Hoi Yan Jessica	HKG
215	van RIESSSEN Laurine	NED
230	LOS Urszula	POL
246	SHMELEVA Daria	RVL

Qualification Rule:

The first three riders in each heat qualify to final 1-6, all other riders advance to final 7-12.

Communiqué approved by the Secretary of the Commissaires Panel:

.....

Women's Keirin / Keirin femmes
First Round Repechage / Repêchage premier tour
Results / Résultats

Sun 16 Dec 2018 - Race distance: 6 laps

Rank	Race Number	Name	Team Code	Time Behind
				200m Time: 11.208
				Average Speed km/h: 64.240
Heat 1				
1	133	MARCHANT Katy	GBR	
2	168	STEWART Robyn	IRL	+0.380
3	74	WALSH Amelia	CAN	+0.931
4	182	PALMER Dahlia	JAM	+3.208
				200m Time: 11.600
				Average Speed km/h: 62.069
Heat 2				
1	230	LOS Urszula	POL	
2	118	GROS Mathilde	FRA	+0.064
3	244	GNIDENKO Ekaterina	RUS	+0.122
4	181	VECE Miriam	ITA	+0.787
				200m Time: 11.691
				Average Speed km/h: 61.586
Heat 3				
1	152	LEE Hoi Yan Jessica	HKG	
2	264	BASOVA Liubov	UKR	+0.040
3	203	GAXIOLA GONZALEZ Luz Daniela	MEX	+0.090
4	105	CALVO BARBERO Tania	ESP	+0.190
				200m Time: 11.638
				Average Speed km/h: 61.866
Heat 4				
1	87	ZHONG Tianshi	CHN	
2	90	ANDREOTTI Maila	CTF	+0.135
3	96	KANKOVSKA Sara	CZE	+0.135
4	257	WANG Tzu Chun	TPE	+0.295

Qualification Rule:

The winner of each heat qualifies to the Second round.

Communiqué approved by the Secretary of the Commissaires Panel:

.....

Women's Keirin / Keirin femmes
First Round Repechage / Repêchage premier tour
Start List / Liste de départ
 Sun 16 Dec 2018 - Race distance: 6 laps

Race Number	Name	Team Code
Heat 1		
74	WALSH Amelia	CAN
133	MARCHANT Katy	GBR
168	STEWART Robyn	IRL
182	PALMER Dahlia	JAM
Heat 2		
118	GROS Mathilde	FRA
181	VECE Miriam	ITA
230	LOS Urszula	POL
244	GNIDENKO Ekaterina	RUS
Heat 3		
105	CALVO BARBERO Tania	ESP
152	LEE Hoi Yan Jessica	HKG
203	GAXIOLA GONZALEZ Luz Daniela	MEX
264	BASOVA Liubov	UKR
Heat 4		
87	ZHONG Tianshi	CHN
90	ANDREOTTI Maila	CTF
96	KANKOVSKA Sara	CZE
257	WANG Tzu Chun	TPE

Qualification Rule:

The winner of each heat qualifies to the Second round.

Communiqué approved by the Secretary of the Commissaires Panel:

.....

13-16 December 2018

Communiqué no. 113

Women's Keirin / Keirin femmes
First Round / Premier tour
Results / Résultats

Sun 16 Dec 2018 - Race distance: 6 laps

Rank	Race Number	Name	Team Code	Time Behind
				200m Time: 11.547
				Average Speed km/h: 62.354
Heat 1				
1	145	GRABOSCH Pauline Sophie	GER	
2	58	DEGRENDELE Nicky	BCC	+0.096
3	74	WALSH Amelia	CAN	+0.130
4	90	ANDREOTTI Maila	CTF	+0.154
5	264	BASOVA Liubov	UKR	+0.219
6	118	GROS Mathilde	FRA	+0.352
				200m Time: 11.340
				Average Speed km/h: 63.492
Heat 2				
1	215	van RIESSEN Laurine	NED	
2	197	KRUPECKAITE Simona	LTU	+0.055
3	181	VECE Miriam	ITA	+0.246
4	152	LEE Hoi Yan Jessica	HKG	+0.551
5	244	GNIDENKO Ekaterina	RUS	+1.018
6	133	MARCHANT Katy	GBR	+1.162
				200m Time: 11.403
				Average Speed km/h: 63.141
Heat 3				
1	52	MORTON Stephanie	AUS	
2	89	BAYONA PINEDA Martha	COL	
3	203	GAXIOLA GONZALEZ Luz Daniela	MEX	+0.092
4	230	LOS Urszula	POL	+0.154
5	168	STEWART Robyn	IRL	+0.246
6	257	WANG Tzu Chun	TPE	+0.917
				200m Time: 11.489
				Average Speed km/h: 62.669
Heat 4				
1	192	LEE Hyejin	KOR	
2	246	SHMELEVA Daria	RVL	+0.013
3	96	KANKOVSKA Sara	CZE	+0.111
4	182	PALMER Dahlia	JAM	+0.633
5	87	ZHONG Tianshi	CHN	+0.643
6	105	CALVO BARBERO Tania	ESP	+1.424

Qualification Rule:

The first two riders in each heat qualify to the Second round, all other riders advance to the First round repechages.

Communiqué approved by the Secretary of the Commissaires Panel:

Women's Keirin / Keirin femmes
First Round / Premier tour
Start List / Liste de départ
 Sun 16 Dec 2018 - Race distance: 6 laps

Race Number	Name	Team Code
Heat 1		
58	DEGRENDELE Nicky	BCC
74	WALSH Amelia	CAN
90	ANDREOTTI Maila	CTF
118	GROS Mathilde	FRA
145	GRABOSCH Pauline Sophie	GER
264	BASOVA Liubov	UKR
Heat 2		
133	MARCHANT Katy	GBR
152	LEE Hoi Yan Jessica	HKG
181	VECE Miriam	ITA
197	KRUPECKAITE Simona	LTU
215	van RIESSEN Laurine	NED
244	GNIDENKO Ekaterina	RUS
Heat 3		
52	MORTON Stephanie	AUS
89	BAYONA PINEDA Martha	COL
168	STEWART Robyn	IRL
203	GAXIOLA GONZALEZ Luz Daniela	MEX
230	LOS Urszula	POL
257	WANG Tzu Chun	TPE
Heat 4		
87	ZHONG Tianshi	CHN
96	KANKOVSKA Sara	CZE
105	CALVO BARBERO Tania	ESP
182	PALMER Dahlia	JAM
192	LEE Hyejin	KOR
246	SHMELEVA Daria	RVL

Qualification Rule:

The first two riders in each heat qualify to the Second round, all other riders advance to the First round repechages.

Communiqué approved by the Secretary of the Commissaires Panel:

.....

Women's Team Pursuit / Poursuite par équipe femmes
World Cup Standings / Classement coupe du monde

As of FRI 14 DEC 2018

Event No 1	Saint-Quentin-en-Yvelines (FRA)	19-21 OCT 2018
Event No 2	Milton (CAN)	26-28 OCT 2018
Event No 3	Berlin (GER)	30 NOV-2 DEC 2018
Event No 4	London (GBR)	14-16 DEC 2018
Event No 5	Cambridge (NZL)	18-20 JAN 2019
Event No 6	Hong-Kong (HKG)	25-27 JAN 2019

Rank	Name	Team Code	Event No 1	Event No 2	Event No 3	Event No 4	Event No 5	Event No 6	Total Points
1	GREAT BRITAIN	GBR	700.0	1000.0	1000.0	1000.0			3700.0
2	ITALY	ITA	800.0	900.0	750.0	800.0			3250.0
3	GERMANY	GER	750.0	750.0	550.0	380.0			2430.0
4	UNITED STATES OF AMERICA	USA		650.0	700.0	900.0			2250.0
5	POLAND	POL	500.0	450.0	600.0	700.0			2250.0
6	PEOPLE'S REPUBLIC OF CHINA	CHN	600.0	410.0	450.0	450.0			1910.0
7	AUSTRALIA	AUS	1000.0		900.0				1900.0
8	NEW ZEALAND	NZL	900.0	800.0					1700.0
9	FRANCE	FRA	650.0	550.0		500.0			1700.0
10	CANADA	CAN		700.0	800.0				1500.0
11	RUSSIAN FEDERATION	RUS	550.0	500.0	350.0				1400.0
12	KOREA	KOR			650.0	650.0			1300.0
13	UKRAINE	UKR	410.0		410.0	410.0			1230.0
14	BELGIUM	BEL			500.0	600.0			1100.0
15	IRELAND	IRL			380.0	550.0			930.0
16	JAPAN	JPN		600.0	290.0				890.0
17	BELARUS	BLR	450.0		320.0				770.0
18	TEAM BREEZE	TBR				750.0			750.0
19	P2M	PTM		380.0					380.0

Women's Team Pursuit / Poursuite par équipe femmes
Finals / Finales
Results and Final Classification / Résultats et classement final
 Fri 14 Dec 2018 - Race distance: 4000m

World Record	4:10.236 GBR - Great Britain	Rio de Janeiro (BRA)	13 AUG 2016
---------------------	------------------------------	----------------------	-------------

Rank	Team / Name	1000m	2000m 1000-2000	3000m 2000-3000	Time 3000-4000	Average Speed km/h
Final for Gold						
GOLD	1 GBR - Great Britain	1:08.387 (1)	2:10.453 (1)	3:12.853 (1)		
	128 ARCHIBALD Katie		1:02.066 (1)	1:02.400 (1)		
	130 DICKINSON Eleanor					
	131 EVANS Neah (X)					
	132 KENNY Laura					
SILVER	2 USA - United States	1:10.431 (2)	2:15.881 (2)		OVL	
	269 BIRCH Christina		1:05.450 (2)			
	270 CATLIN Kelly					
	271 GEIST Kimberly					
	273 WHITE Emma (X)					
Final for Bronze						
BRONZE	3 ITA - Italy	1:09.424 (1)	2:13.204 (1)	3:18.085 (1)	4:23.765	54.594
	176 BALSAMO Elisa		1:03.780 (2)	1:04.881 (2)	1:05.680 (1)	
	178 FRAPPORTI Simona (X)					
	179 GUAZZINI Vittoria					
	180 VALSECCHI Silvia					
	4 TBR - Team Breeze	1:10.594 (2)	2:14.073 (2)	3:18.295 (2)	4:24.512	54.440
	251 HOLL Jenny		1:03.479 (1)	1:04.222 (1)	1:06.217 (2)	
	252 KNIGHT Josie (X)					
	253 RAYBOULD Rebecca					
	254 ROBERTS Jessica					
Placed after First Round						
	5 POL - Poland					
	228 KACZKOWSKA Justyna					
	231 PIETRZAK Lucja					
	232 PIKULIK Daria					
	234 PLOSAJ Nikol					
	6 KOR - Republic of Korea					
	189 KIM Hyunji					
	191 KIM Youri					
	193 LEE Jumi					
	194 NA Ahreum					
	7 BEL - Belgium					
	4 KOPECKY Lotte					
	63 BOSSUYT Shari					
	64 CROKET Gilke					
	66 DOM Annelies					
	8 IRL - Ireland					
	164 GRIFFIN Mia					
	166 MURPHY Kelly					
	167 SHARPE Alice					
	169 WALSH Orla					

Women's Team Pursuit / Poursuite par équipe femmes
Finals / Finales
Results and Final Classification / Résultats et classement final
 Fri 14 Dec 2018 - Race distance: 4000m

Rank	Team / Name	1000m	2000m 1000-2000	3000m 2000-3000	Time 3000-4000	Average Speed km/h
------	-------------	-------	--------------------	--------------------	-------------------	--------------------------

Did not qualify first round

9 FRA - France

- 14 BERTHON Laurie
- 115 BERTEAU Victoire
- 117 FORTIN Valentine
- 119 le NET Marie

10 CHN - China

- 7 WANG Xiaofei
- 82 CHEN Qiaolin
- 85 LIU Jiali
- 86 WANG Hong

11 UKR - Ukraine

- 44 NAHIRNA Anna
- 265 KLIACHINA Oksana
- 266 KONONENKO Valeriya
- 267 SOLOVEI Ganna

12 GER - Germany

- 18 TEUTENBERG Lea Lin
- 144 EBERT Michaela
- 147 PALLER Tatjana
- 148 SUSSEMILCH Laura

Communiqué approved by the Secretary of the Commissaires Panel:

LEGEND

(X) Rider pulled out before the finish **OVL** Overlapped

13-16 December 2018

Women's Team Pursuit / Poursuite par équipe femmes
Finals / Finales
Race Analysis / Analyse de course

GOLD

GBR - Great Britain				USA - United States			
Distance	Time	Rank	Lap Time	Distance	Time	Rank	Lap Time
125m	14.134	1		125m	14.492	2	
250m	22.388	1	22.388	250m	22.664	2	22.664
375m	30.088	1		375m	30.777	2	
500m	37.770	1	15.382	500m	38.546	2	15.882
625m	45.315	1		625m	46.412	2	
750m	52.895	1	15.125	750m	54.330	2	15.784
875m	1:00.626	1		875m	1:02.454	2	
1000m	1:08.387	1	15.492	1000m	1:10.431	2	16.101
1125m	1:16.246	1		1125m	1:18.336	2	
1250m	1:24.152	1	15.765	1250m	1:26.341	2	15.910
1375m	1:32.175	1		1375m	1:34.409	2	
1500m	1:39.958	1	15.806	1500m	1:42.769	2	16.428
1625m	1:47.643	1		1625m	1:50.982	2	
1750m	1:55.280	1	15.322	1750m	1:59.342	2	16.573
1875m	2:02.885	1		1875m	2:07.549	2	
2000m	2:10.453	1	15.173	2000m	2:15.881	2	16.539
2125m	2:17.958	1		2125m	2:23.956	2	
2250m	2:25.418	1	14.965	2250m	2:31.933	2	16.052
2375m	2:32.982	1		2375m	2:39.805	2	
2500m	2:40.458	1	15.040	2500m	2:47.860	2	15.927
2625m	2:48.185	1		2625m	2:56.973	2	
2750m	2:56.434	1	15.976	2750m	OVL		
2875m	3:04.759	1		2875m			
3000m	3:12.853	1	16.419	3000m			
3125m	3:22.403	1		3125m			
3250m				3250m			
3375m				3375m			
3500m				3500m			
3625m				3625m			
3750m				3750m			
3875m				3875m			
4000m				4000m			

13-16 December 2018

Women's Team Pursuit / Poursuite par équipe femmes
Finals / Finales
Race Analysis / Analyse de course

BRONZE

ITA - Italy				TBR - Team Breeze			
Distance	Time	Rank	Lap Time	Distance	Time	Rank	Lap Time
125m	14.177	1		125m	14.215	2	
250m	22.491	1	22.491	250m	22.799	2	22.799
375m	30.317	1		375m	30.957	2	
500m	38.181	1	15.690	500m	38.980	2	16.181
625m	45.935	1		625m	46.845	2	
750m	53.870	1	15.689	750m	54.678	2	15.698
875m	1:01.646	1		875m	1:02.671	2	
1000m	1:09.424	1	15.554	1000m	1:10.594	2	15.916
1125m	1:17.179	1		1125m	1:18.451	2	
1250m	1:25.077	1	15.653	1250m	1:26.414	2	15.820
1375m	1:32.947	1		1375m	1:34.293	2	
1500m	1:40.875	1	15.798	1500m	1:42.140	2	15.726
1625m	1:48.976	1		1625m	1:49.981	2	
1750m	1:56.972	1	16.097	1750m	1:57.991	2	15.851
1875m	2:05.121	1		1875m	2:05.950	2	
2000m	2:13.204	1	16.232	2000m	2:14.073	2	16.082
2125m	2:21.262	1		2125m	2:22.079	2	
2250m	2:29.493	1	16.289	2250m	2:30.071	2	15.998
2375m	2:37.548	1		2375m	2:38.242	2	
2500m	2:45.554	1	16.061	2500m	2:46.239	2	16.168
2625m	2:53.681	1		2625m	2:54.118	2	
2750m	3:01.731	1	16.177	2750m	3:03.086	2	16.847
2875m	3:09.836	1		2875m	3:10.163	2	
3000m	3:18.085	1	16.354	3000m	3:18.295	2	15.209
3125m	3:26.353	1		3125m	3:26.615	2	
3250m	3:34.578	1	16.493	3250m	3:34.738	2	16.443
3375m	3:42.872	1		3375m	3:43.080	2	
3500m	3:51.339	2	16.761	3500m	3:51.197	1	16.459
3625m	3:59.482	2		3625m	3:59.432	1	
3750m	4:07.607	1	16.268	3750m	4:07.933	2	16.736
3875m	4:15.687	1		3875m	4:16.348	2	
4000m	4:23.765	3	16.158	4000m	4:24.512	4	16.579

Communiqué approved by the Secretary of the Commissaires Panel:

LEGEND
OVL Overlapped

Women's Team Pursuit / Poursuite par équipe femmes
Finals / Finales
Start List / Liste de départ
 Fri 14 Dec 2018 - Race distance: 4000m

World Record	4:10.236 GBR - Great Britain	Rio de Janeiro (BRA)	13 AUG 2016
---------------------	------------------------------	----------------------	-------------

Heat	Race Number	Team / Name	Time
FOR BRONZE		ITA - Italy	_____
	176	BALSAMO Elisa	
	178	FRAPPORTI Simona	
	179	GUAZZINI Vittoria	
	180	VALSECCHI Silvia	
		TBR - Team Breeze	_____
	251	HOLL Jenny	
	252	KNIGHT Josie	
	253	RAYBOULD Rebecca	
	254	ROBERTS Jessica	
FOR GOLD		GBR - Great Britain	_____
	128	ARCHIBALD Katie	
	130	DICKINSON Eleanor	
	131	EVANS Neah	
	132	KENNY Laura	
		USA - United States	_____
	269	BIRCH Christina	
	270	CATLIN Kelly	
	271	GEIST Kimberly	
	273	WHITE Emma	

Communiqué approved by the Secretary of the Commissaires Panel:

.....

Note:

The composition of the teams may be subject to change up to one hour before the start of the race.

Women's Team Pursuit / Poursuite par équipe femmes
First Round / Premier tour
Results / Résultats

Fri 14 Dec 2018 - Race distance: 4000m

World Record	4:10.236 GBR - Great Britain	Rio de Janeiro (BRA)	13 AUG 2016
---------------------	------------------------------	----------------------	-------------

Heat	Rank	Team / Name	1000m	2000m 1000-2000	3000m 2000-3000	Time 3000-4000	Average Speed km/h		
1	1	POL - Poland	1:10.080 (1)	2:14.305 (1)	3:18.940 (1)	4:25.299	54.278		
		228 KACZKOWSKA Justyna 231 PIETRZAK Lucja 232 PIKULIK Daria 234 PLOSAJ Nikol	(X)	1:04.225 (1)	1:04.635 (1)	1:06.359 (1)			
	2	BEL - Belgium	1:10.670 (2)	2:16.622 (2)	3:23.632 (2)	4:31.635	53.012		
		4 KOPECKY Lotte 63 BOSSUYT Shari 64 CROKET Gilke 66 DOM Annelies	(X)	1:05.952 (2)	1:07.010 (2)	1:08.003 (2)			
		2	TBR - Team Breeze	1:10.900 (2)	2:14.609 (1)	3:19.345 (1)	4:23.702	54.607	QB
			251 HOLL Jenny 252 KNIGHT Josie 253 RAYBOULD Rebecca 254 ROBERTS Jessica	(X)	1:03.709 (1)	1:04.736 (1)	1:04.357 (1)		
	2		IRL - Ireland	1:10.647 (1)	2:15.496 (2)	3:22.650 (2)	4:34.535	52.452	
			164 GRIFFIN Mia 166 MURPHY Kelly 167 SHARPE Alice 169 WALSH Orla	(X)	1:04.849 (2)	1:07.154 (2)	1:11.885 (2)		
		3	USA - United States	1:08.891 (1)	2:12.603 (2)	3:16.067 (1)	4:20.353	55.310	QG
			45 VALENTE Jennifer 271 GEIST Kimberly 270 CATLIN Kelly 273 WHITE Emma	(X)	1:03.712 (2)	1:03.464 (1)	1:04.286 (1)		
2	ITA - Italy		1:09.451 (2)	2:12.594 (1)	3:17.237 (2)	4:23.148	54.722	QB	
	176 BALSAMO Elisa 178 FRAPPORTI Simona 179 GUAZZINI Vittoria 180 VALSECCHI Silvia			1:03.143 (1)	1:04.643 (2)	1:05.911 (2)			
	4		GBR - Great Britain	1:08.748 (1)	2:10.660 (1)	3:12.524 (1)	4:18.344	55.740	QG
			131 EVANS Neah 128 ARCHIBALD Katie 130 DICKINSON Eleanor 132 KENNY Laura		1:01.912 (1)	1:01.864 (1)	1:05.820 (1)		
2		KOR - Republic of Korea	1:10.549 (2)	2:14.232 (2)	3:19.289 (2)	4:26.200	54.095		
		189 KIM Hyunji 191 KIM Youri 193 LEE Jumi 194 NA Ahreum	(X)	1:03.683 (2)	1:05.057 (2)	1:06.911 (2)			

Women's Team Pursuit / Poursuite par équipe femmes
First Round / Premier tour
Results / Résultats

Fri 14 Dec 2018 - Race distance: 4000m

Heat	Rank	Team / Name	1000m	2000m 1000-2000	3000m 2000-3000	Time 3000-4000	Average Speed km/h
------	------	-------------	-------	--------------------	--------------------	-------------------	--------------------------

Qualification Rule:

The winners of heats 3 and 4 in the First round ride the final for the gold and silver medals.
 The remaining six teams will be ranked by their times in the First round and will be paired as follows:
 The two fastest teams ride the final for the bronze medal.

Communiqué approved by the Secretary of the Commissaires Panel:

LEGEND			
(X)	Rider pulled out before the finish	QB	Qualified for Bronze
		QG	Qualified for Gold

13-16 December 2018

Women's Team Pursuit / Poursuite par équipe femmes
First Round / Premier tour
Race Analysis / Analyse de course

Heat 1

BEL - Belgium				POL - Poland			
Distance	Time	Rank	Lap Time	Distance	Time	Rank	Lap Time
125m	14.523	2		125m	14.304	1	
250m	23.029	2	23.029	250m	22.640	1	22.640
375m	31.217	2		375m	30.771	1	
500m	39.101	2	16.072	500m	38.448	1	15.808
625m	47.001	2		625m	46.376	1	
750m	54.817	2	15.716	750m	54.270	1	15.822
875m	1:02.788	2		875m	1:02.259	1	
1000m	1:10.670	2	15.853	1000m	1:10.080	1	15.810
1125m	1:18.754	2		1125m	1:18.060	1	
1250m	1:27.014	2	16.344	1250m	1:25.907	1	15.827
1375m	1:35.149	2		1375m	1:33.915	1	
1500m	1:43.503	2	16.489	1500m	1:41.706	1	15.799
1625m	1:51.752	2		1625m	1:49.754	1	
1750m	2:00.163	2	16.660	1750m	1:57.989	1	16.283
1875m	2:08.393	2		1875m	2:06.111	1	
2000m	2:16.622	2	16.459	2000m	2:14.305	1	16.316
2125m	2:24.962	2		2125m	2:22.322	1	
2250m	2:33.237	2	16.615	2250m	2:30.434	1	16.129
2375m	2:41.643	2		2375m	2:38.427	1	
2500m	2:49.941	2	16.704	2500m	2:46.543	1	16.109
2625m	2:58.425	2		2625m	2:54.601	1	
2750m	3:06.789	2	16.848	2750m	3:02.706	1	16.163
2875m	3:15.295	2		2875m	3:10.925	1	
3000m	3:23.632	2	16.843	3000m	3:18.940	1	16.234
3125m	3:31.968	2		3125m	3:27.183	1	
3250m	3:40.506	2	16.874	3250m	3:35.196	1	16.256
3375m	3:48.922	2		3375m	3:43.426	1	
3500m	3:57.632	2	17.126	3500m	3:51.671	1	16.475
3625m	4:06.184	2		3625m	4:00.011	1	
3750m	4:14.951	2	17.319	3750m	4:08.690	1	17.019
3875m	4:23.258	2		3875m	4:17.047	1	
4000m	4:31.635	2	16.684	4000m	4:25.299	1	16.609

13-16 December 2018

Women's Team Pursuit / Poursuite par équipe femmes
First Round / Premier tour
Race Analysis / Analyse de course

Heat 2

TBR - Team Breeze				IRL - Ireland			
Distance	Time	Rank	Lap Time	Distance	Time	Rank	Lap Time
125m	14.197	1		125m	14.748	2	
250m	22.791	1	22.791	250m	23.156	2	23.156
375m	30.865	1		375m	31.100	2	
500m	38.925	1	16.134	500m	38.983	2	15.827
625m	46.842	2		625m	46.741	1	
750m	54.793	2	15.868	750m	54.736	1	15.753
875m	1:02.932	2		875m	1:02.643	1	
1000m	1:10.900	2	16.107	1000m	1:10.647	1	15.911
1125m	1:18.813	1		1125m	1:18.831	2	
1250m	1:26.846	1	15.946	1250m	1:26.863	2	16.216
1375m	1:34.715	1		1375m	1:34.969	2	
1500m	1:42.611	1	15.765	1500m	1:43.146	2	16.283
1625m	1:50.528	1		1625m	1:51.151	2	
1750m	1:58.582	1	15.971	1750m	1:59.115	2	15.969
1875m	2:06.537	1		1875m	2:07.327	2	
2000m	2:14.609	1	16.027	2000m	2:15.496	2	16.381
2125m	2:22.590	1		2125m	2:23.956	2	
2250m	2:30.561	1	15.952	2250m	2:32.155	2	16.659
2375m	2:38.730	1		2375m	2:40.404	2	
2500m	2:46.968	1	16.407	2500m	2:48.859	2	16.704
2625m	2:55.116	1		2625m	2:57.071	2	
2750m	3:03.292	1	16.324	2750m	3:05.397	2	16.538
2875m	3:11.288	1		2875m	3:13.980	2	
3000m	3:19.345	1	16.053	3000m	3:22.650	2	17.253
3125m	3:27.354	1		3125m	3:31.524	2	
3250m	3:35.555	1	16.210	3250m	3:40.095	2	17.445
3375m	3:43.588	1		3375m	3:48.709	2	
3500m	3:51.772	1	16.217	3500m	3:57.504	2	17.409
3625m	3:59.680	1		3625m	4:06.559	2	
3750m	4:07.618	1	15.846	3750m	4:15.755	2	18.251
3875m	4:15.788	1		3875m	4:25.050	2	
4000m	4:23.702	1	16.084	4000m	4:34.535	2	18.780

13-16 December 2018

Women's Team Pursuit / Poursuite par équipe femmes
First Round / Premier tour
Race Analysis / Analyse de course

Heat 3

ITA - Italy				USA - United States			
Distance	Time	Rank	Lap Time	Distance	Time	Rank	Lap Time
125m	14.494	2		125m	13.916	1	
250m	22.870	2	22.870	250m	21.859	1	21.859
375m	30.700	2		375m	29.678	1	
500m	38.346	2	15.476	500m	37.454	1	15.595
625m	46.110	2		625m	45.488	1	
750m	53.798	2	15.452	750m	53.231	1	15.777
875m	1:01.536	2		875m	1:01.161	1	
1000m	1:09.451	2	15.653	1000m	1:08.891	1	15.660
1125m	1:17.256	2		1125m	1:16.538	1	
1250m	1:25.072	2	15.621	1250m	1:24.269	1	15.378
1375m	1:32.909	2		1375m	1:31.982	1	
1500m	1:40.764	2	15.692	1500m	1:39.885	1	15.616
1625m	1:48.738	2		1625m	1:47.921	1	
1750m	1:56.628	2	15.864	1750m	1:56.197	1	16.312
1875m	2:04.523	2		1875m	2:04.313	1	
2000m	2:12.594	1	15.966	2000m	2:12.603	2	16.406
2125m	2:20.573	1		2125m	2:20.665	2	
2250m	2:28.712	2	16.118	2250m	2:28.622	1	16.019
2375m	2:36.730	2		2375m	2:36.470	1	
2500m	2:44.971	2	16.259	2500m	2:44.400	1	15.778
2625m	2:53.005	2		2625m	2:52.188	1	
2750m	3:01.015	2	16.044	2750m	2:59.927	1	15.527
2875m	3:09.153	2		2875m	3:07.949	1	
3000m	3:17.237	2	16.222	3000m	3:16.067	1	16.140
3125m	3:25.362	2		3125m	3:24.185	1	
3250m	3:33.666	2	16.429	3250m	3:32.483	1	16.416
3375m	3:41.911	2		3375m	3:40.651	1	
3500m	3:50.381	2	16.715	3500m	3:48.773	1	16.290
3625m	3:58.571	2		3625m	3:56.843	1	
3750m	4:06.764	2	16.383	3750m	4:04.942	1	16.169
3875m	4:14.891	2		3875m	4:12.664	1	
4000m	4:23.148	2	16.384	4000m	4:20.353	1	15.411

13-16 December 2018

Women's Team Pursuit / Poursuite par équipe femmes
First Round / Premier tour
Race Analysis / Analyse de course

Heat 4

GBR - Great Britain				KOR - Republic of Korea			
Distance	Time	Rank	Lap Time	Distance	Time	Rank	Lap Time
125m	14.028	1		125m	14.700	2	
250m	22.237	1	22.237	250m	23.173	2	23.173
375m	29.948	1		375m	31.291	2	
500m	37.654	1	15.417	500m	39.333	2	16.160
625m	45.321	1		625m	47.156	2	
750m	53.071	1	15.417	750m	55.063	2	15.730
875m	1:00.977	1		875m	1:02.810	2	
1000m	1:08.748	1	15.677	1000m	1:10.549	2	15.486
1125m	1:16.507	1		1125m	1:18.460	2	
1250m	1:24.270	1	15.522	1250m	1:26.242	2	15.693
1375m	1:32.155	1		1375m	1:34.042	2	
1500m	1:39.902	1	15.632	1500m	1:41.993	2	15.751
1625m	1:47.595	1		1625m	1:49.913	2	
1750m	1:55.271	1	15.369	1750m	1:58.006	2	16.013
1875m	2:02.957	1		1875m	2:06.064	2	
2000m	2:10.660	1	15.389	2000m	2:14.232	2	16.226
2125m	2:18.364	1		2125m	2:22.579	2	
2250m	2:26.167	1	15.507	2250m	2:30.711	2	16.479
2375m	2:33.817	1		2375m	2:38.796	2	
2500m	2:41.668	1	15.501	2500m	2:46.904	2	16.193
2625m	2:49.343	1		2625m	2:55.195	2	
2750m	2:57.011	1	15.343	2750m	3:03.203	2	16.299
2875m	3:04.817	1		2875m	3:11.194	2	
3000m	3:12.524	1	15.513	3000m	3:19.289	2	16.086
3125m	3:20.392	1		3125m	3:27.560	2	
3250m	3:28.331	1	15.807	3250m	3:35.741	2	16.452
3375m	3:36.480	1		3375m	3:44.177	2	
3500m	3:44.894	1	16.563	3500m	3:52.663	2	16.922
3625m	3:53.233	1		3625m	4:01.303	2	
3750m	4:01.876	1	16.982	3750m	4:09.558	2	16.895
3875m	4:10.125	1		3875m	4:17.909	2	
4000m	4:18.344	1	16.468	4000m	4:26.200	2	16.642

Communiqué approved by the Secretary of the Commissaires Panel:

Women's Team Pursuit / Poursuite par équipe femmes
First Round / Premier tour
Start List / Liste de départ
 Fri 14 Dec 2018 - Race distance: 4000m

World Record	4:10.236 GBR - Great Britain	Rio de Janeiro (BRA)	13 AUG 2016
---------------------	------------------------------	----------------------	-------------

Heat	Race Number	Team / Name	Time
1		BEL - Belgium	_____
	4	KOPECKY Lotte	
	63	BOSSUYT Shari	
	64	CROKET Gilke	
	66	DOM Annelies	
		POL - Poland	_____
	228	KACZKOWSKA Justyna	
	231	PIETRZAK Lucja	
	232	PIKULIK Daria	
	234	PLOSAJ Nikol	
2		TBR - Team Breeze	_____
	251	HOLL Jenny	
	252	KNIGHT Josie	
	253	RAYBOULD Rebecca	
	254	ROBERTS Jessica	
		IRL - Ireland	_____
	164	GRIFFIN Mia	
	166	MURPHY Kelly	
	167	SHARPE Alice	
	169	WALSH Orla	
3		ITA - Italy	_____
	176	BALSAMO Elisa	
	178	FRAPPORTI Simona	
	179	GUAZZINI Vittoria	
	180	VALSECCHI Silvia	
		USA - United States	_____
	45	VALENTE Jennifer	
	271	GEIST Kimberly	
	270	CATLIN Kelly	
	273	WHITE Emma	

Women's Team Pursuit / Poursuite par équipe femmes
First Round / Premier tour
Start List / Liste de départ
 Fri 14 Dec 2018 - Race distance: 4000m

Heat	Race Number	Team / Name	Time
4		GBR - Great Britain	_____
	131	EVANS Neah	
	128	ARCHIBALD Katie	
	130	DICKINSON Eleanor	
	132	KENNY Laura	
		KOR - Republic of Korea	_____
	189	KIM Hyunji	
	191	KIM Youri	
	193	LEE Jumi	
	194	NA Ahreum	

Qualification Rule:

The winners of heats 3 and 4 in the First round ride the final for the gold and silver medals.
 The remaining six teams will be ranked by their times in the First round and will be paired as follows:
 The two fastest teams ride the final for the bronze medal.

Communiqué approved by the Secretary of the Commissaires Panel:

.....

Note:

The composition of the teams may be subject to change up to one hour before the start of the race.

Women's Team Pursuit / Poursuite par équipe femmes
Qualifying / Qualifications
Results / Résultats

Thu 13 Dec 2018 - Race distance: 4000m

World Record	4:10.236 GBR - Great Britain	Rio de Janeiro (BRA)	13 AUG 2016
---------------------	------------------------------	----------------------	-------------

Rank	Team / Name	1000m	2000m 1000-2000	3000m 2000-3000	Time 3000-4000	Average Speed km/h
1	GBR - Great Britain	1:09.358 (1)	2:11.981 (1)	3:14.625 (1)	4:17.453	55.933
	16 BARKER Elinor (X)		1:02.623 (1)	1:02.644 (1)	1:02.828 (1)	
	128 ARCHIBALD Katie					
	130 DICKINSON Eleanor					
	132 KENNY Laura					
2	ITA - Italy	1:09.608 (2)	2:13.320 (2)	3:18.380 (2)	4:24.396	54.464
	176 BALSAMO Elisa		1:03.712 (2)	1:05.060 (3)	1:06.016 (5)	
	178 FRAPPORTI Simona (X)					
	179 GUAZZINI Vittoria					
	180 VALSECCHI Silvia					
3	USA - United States	1:10.460 (4)	2:15.638 (5)	3:19.701 (3)	4:24.493	54.444
	45 VALENTE Jennifer		1:05.178 (7)	1:04.063 (2)	1:04.792 (2)	
	269 BIRCH Christina (X)					
	270 CATLIN Kelly					
	273 WHITE Emma					
4	KOR - Republic of Korea	1:10.575 (6)	2:14.377 (3)	3:20.229 (4)	4:25.362	54.265
	189 KIM Hyunji (X)		1:03.802 (3)	1:05.852 (5)	1:05.133 (3)	
	191 KIM Youri					
	193 LEE Jumi					
	194 NA Ahreum					
5	TBR - Team Breeze	1:11.378 (9)	2:16.426 (7)	3:21.497 (6)	4:26.834	53.966
	251 HOLL Jenny		1:05.048 (6)	1:05.071 (4)	1:05.337 (4)	
	252 KNIGHT Josie (X)					
	253 RAYBOULD Rebecca					
	254 ROBERTS Jessica					
6	BEL - Belgium	1:11.320 (8)	2:17.389 (9)	3:23.803 (8)	4:30.730	53.190
	4 KOPECKY Lotte		1:06.069 (10)	1:06.414 (7)	1:06.927 (6)	
	63 BOSSUYT Shari					
	64 CROKET Gilke (X)					
	66 DOM Annelies					
7	POL - Poland	1:10.383 (3)	2:15.192 (4)	3:21.390 (5)	4:30.883	53.159
	228 KACZKOWSKA Justyna		1:04.809 (4)	1:06.198 (6)	1:09.493 (11)	
	231 PIETRZAK Lucja					
	232 PIKULIK Daria (X)					
	234 PLOSAJ Nikol					
8	IRL - Ireland	1:11.201 (7)	2:16.114 (6)	3:22.760 (7)	4:31.762	52.988
	164 GRIFFIN Mia		1:04.913 (5)	1:06.646 (8)	1:09.002 (10)	
	166 MURPHY Kelly					
	167 SHARPE Alice					
	169 WALSH Orla (X)					
9	FRA - France	1:12.219 (10)	2:17.625 (10)	3:24.375 (9)	4:32.103	52.921
	14 BERTHON Laurie		1:05.406 (8)	1:06.750 (9)	1:07.728 (8)	
	115 BERTEAU Victoire (X)					
	117 FORTIN Valentine					
	119 le NET Marie					

Women's Team Pursuit / Poursuite par équipe femmes
Qualifying / Qualifications
Results / Résultats

Thu 13 Dec 2018 - Race distance: 4000m

Rank	Team / Name	1000m	2000m 1000-2000	3000m 2000-3000	Time 3000-4000	Average Speed km/h
10	CHN - China	1:10.557 (5)	2:16.510 (8)	3:25.574 (10)	4:35.144	52.336
	7 WANG Xiaofei (X)		1:05.953 (9)	1:09.064 (12)	1:09.570 (12)	
	82 CHEN Qiaolin					
	85 LIU Jiali					
	86 WANG Hong					
11	UKR - Ukraine	1:12.861 (11)	2:19.725 (11)	3:27.706 (11)	4:35.228	52.320
	44 NAHIRNA Anna (X)		1:06.864 (12)	1:07.981 (11)	1:07.522 (7)	
	265 KLIACHINA Oksana					
	266 KONONENKO Valeriya					
	267 SOLOVEI Ganna					
12	GER - Germany	1:13.673 (12)	2:20.027 (12)	3:27.750 (12)	4:36.282	52.121
	18 TEUTENBERG Lea Lin		1:06.354 (11)	1:07.723 (10)	1:08.532 (9)	
	144 EBERT Michaela					
	147 PALLER Tatjana					
	148 SUSSEMILCH Laura					

Qualification Rule:

The eight teams recording the best times in the qualifying round will be matched in the First round as follows:

The 6th fastest team against the 7th fastest team.

The 5th fastest team against the 8th fastest team.

The 2nd fastest team against the 3rd fastest team.

The fastest team against the 4th fastest team.

The winners of heats 3 and 4 in the First round ride the final for the gold and silver medals.

The remaining six teams will be ranked by their times in the First round and will be paired as follows:

The two fastest teams ride the final for the bronze medal.

Communiqué approved by the Secretary of the Commissaires Panel:

LEGEND

(X) Rider pulled out before the finish

13-16 December 2018

Women's Team Pursuit / Poursuite par équipe femmes
Qualifying / Qualifications
Race Analysis / Analyse de course

Heat 1				Heat 2			
Distance	IRL - Ireland		Lap Time	Distance	BEL - Belgium		Lap Time
	Time	Rank			Time	Rank	
125m	14.811	11		125m	14.499	8	
250m	22.964	9	22.964	250m	22.887	7	22.887
375m	30.953	6		375m	31.252	9	
500m	38.822	6	15.858	500m	39.004	9	16.117
625m	46.966	6		625m	47.225	9	
750m	55.006	7	16.184	750m	55.064	8	16.060
875m	1:03.235	7		875m	1:03.411	8	
1000m	1:11.201	7	16.195	1000m	1:11.320	8	16.256
1125m	1:19.571	9		1125m	1:19.493	7	
1250m	1:27.531	9	16.330	1250m	1:27.523	8	16.203
1375m	1:35.739	8		1375m	1:35.926	9	
1500m	1:43.762	8	16.231	1500m	1:44.182	9	16.659
1625m	1:51.855	7		1625m	1:52.447	9	
1750m	1:59.680	6	15.918	1750m	2:00.678	9	16.496
1875m	2:08.104	6		1875m	2:09.111	9	
2000m	2:16.114	6	16.434	2000m	2:17.389	9	16.711
2125m	2:24.560	6		2125m	2:25.777	9	
2250m	2:32.658	6	16.544	2250m	2:33.847	9	16.458
2375m	2:41.092	6		2375m	2:42.203	8	
2500m	2:49.362	7	16.704	2500m	2:50.449	8	16.602
2625m	2:57.652	7		2625m	2:58.803	8	
2750m	3:05.736	7	16.374	2750m	3:06.915	8	16.466
2875m	3:14.276	7		2875m	3:15.551	8	
3000m	3:22.760	7	17.024	3000m	3:23.803	8	16.888
3125m	3:31.425	7		3125m	3:32.536	8	
3250m	3:39.898	7	17.138	3250m	3:40.787	8	16.984
3375m	3:48.473	7		3375m	3:49.313	8	
3500m	3:56.844	7	16.946	3500m	3:57.525	8	16.738
3625m	4:05.700	7		3625m	4:06.031	8	
3750m	4:14.134	7	17.290	3750m	4:14.410	8	16.885
3875m	4:23.084	8		3875m	4:22.729	7	
4000m	4:31.762	8	17.628	4000m	4:30.730	6	16.320

13-16 December 2018

Women's Team Pursuit / Poursuite par équipe femmes
Qualifying / Qualifications
Race Analysis / Analyse de course

Heat 3				Heat 4			
UKR - Ukraine				KOR - Republic of Korea			
Distance	Time	Rank	Lap Time	Distance	Time	Rank	Lap Time
125m	14.717	10		125m	14.532	9	
250m	23.336	11	23.336	250m	22.898	8	22.898
375m	32.016	11		375m	31.122	8	
500m	40.095	11	16.759	500m	38.977	7	16.079
625m	48.535	11		625m	47.067	7	
750m	56.477	11	16.382	750m	54.924	6	15.947
875m	1:04.853	11		875m	1:02.885	6	
1000m	1:12.861	11	16.384	1000m	1:10.575	6	15.651
1125m	1:21.268	11		1125m	1:18.668	5	
1250m	1:29.318	11	16.457	1250m	1:26.403	4	15.828
1375m	1:37.892	11		1375m	1:34.470	4	
1500m	1:46.052	11	16.734	1500m	1:42.320	4	15.917
1625m	1:54.695	11		1625m	1:50.357	3	
1750m	2:02.875	11	16.823	1750m	1:58.270	3	15.950
1875m	2:11.483	11		1875m	2:06.416	3	
2000m	2:19.725	11	16.850	2000m	2:14.377	3	16.107
2125m	2:28.325	11		2125m	2:22.850	3	
2250m	2:36.751	11	17.026	2250m	2:31.189	3	16.812
2375m	2:45.399	11		2375m	2:39.503	3	
2500m	2:53.952	11	17.201	2500m	2:47.516	3	16.327
2625m	3:02.535	11		2625m	2:55.858	3	
2750m	3:10.813	11	16.861	2750m	3:04.031	4	16.515
2875m	3:19.485	11		2875m	3:12.302	4	
3000m	3:27.706	11	16.893	3000m	3:20.229	4	16.198
3125m	3:36.296	11		3125m	3:28.506	4	
3250m	3:44.466	11	16.760	3250m	3:36.681	4	16.452
3375m	3:53.055	11		3375m	3:44.827	3	
3500m	4:01.193	11	16.727	3500m	3:52.713	3	16.032
3625m	4:09.866	11		3625m	4:00.923	3	
3750m	4:18.085	11	16.892	3750m	4:08.952	3	16.239
3875m	4:26.724	11		3875m	4:17.198	4	
4000m	4:35.228	11	17.143	4000m	4:25.362	4	16.410

13-16 December 2018

Women's Team Pursuit / Poursuite par équipe femmes
Qualifying / Qualifications
Race Analysis / Analyse de course

Heat 5				Heat 6			
Distance	FRA - France		Lap Time	Distance	CHN - China		Lap Time
	Time	Rank			Time	Rank	
125m	14.411	7		125m	13.997	2	
250m	22.983	10	22.983	250m	22.227	3	22.227
375m	31.521	10		375m	30.459	3	
500m	39.716	10	16.733	500m	38.298	3	16.071
625m	47.990	10		625m	46.558	4	
750m	55.894	10	16.178	750m	54.342	5	16.044
875m	1:04.251	10		875m	1:02.578	5	
1000m	1:12.219	10	16.325	1000m	1:10.557	5	16.215
1125m	1:20.458	10		1125m	1:18.994	6	
1250m	1:28.549	10	16.330	1250m	1:26.964	6	16.407
1375m	1:36.794	10		1375m	1:35.325	6	
1500m	1:44.775	10	16.226	1500m	1:43.362	6	16.398
1625m	1:53.216	10		1625m	1:51.833	6	
1750m	2:01.449	10	16.674	1750m	1:59.799	7	16.437
1875m	2:09.735	10		1875m	2:08.263	7	
2000m	2:17.625	10	16.176	2000m	2:16.510	8	16.711
2125m	2:25.850	10		2125m	2:25.112	8	
2250m	2:34.025	10	16.400	2250m	2:33.541	8	17.031
2375m	2:42.413	10		2375m	2:42.380	9	
2500m	2:50.815	10	16.790	2500m	2:50.691	9	17.150
2625m	2:59.332	9		2625m	2:59.342	10	
2750m	3:07.563	9	16.748	2750m	3:07.882	10	17.191
2875m	3:16.155	9		2875m	3:16.768	10	
3000m	3:24.375	9	16.812	3000m	3:25.574	10	17.692
3125m	3:32.824	9		3125m	3:34.403	10	
3250m	3:40.998	9	16.623	3250m	3:43.107	10	17.533
3375m	3:49.746	9		3375m	3:51.842	10	
3500m	3:58.330	9	17.332	3500m	4:00.270	10	17.163
3625m	4:06.851	9		3625m	4:09.078	10	
3750m	4:15.034	9	16.704	3750m	4:17.596	10	17.326
3875m	4:23.555	9		3875m	4:26.404	10	
4000m	4:32.103	9	17.069	4000m	4:35.144	10	17.548

13-16 December 2018

Women's Team Pursuit / Poursuite par équipe femmes
Qualifying / Qualifications
Race Analysis / Analyse de course

Heat 7				Heat 8			
Distance	POL - Poland		Lap Time	Distance	GER - Germany		Lap Time
	Time	Rank			Time	Rank	
125m	14.356	5		125m	15.056	12	
250m	22.539	5	22.539	250m	23.884	12	23.884
375m	30.596	5		375m	32.626	12	
500m	38.512	5	15.973	500m	40.781	12	16.897
625m	46.601	5		625m	49.241	12	
750m	54.318	4	15.806	750m	57.525	12	16.744
875m	1:02.556	4		875m	1:05.778	12	
1000m	1:10.383	3	16.065	1000m	1:13.673	12	16.148
1125m	1:18.653	4		1125m	1:22.044	12	
1250m	1:26.496	5	16.113	1250m	1:30.014	12	16.341
1375m	1:34.817	5		1375m	1:38.462	12	
1500m	1:42.721	5	16.225	1500m	1:46.476	12	16.462
1625m	1:51.133	5		1625m	1:54.781	12	
1750m	1:59.003	5	16.282	1750m	2:02.934	12	16.458
1875m	2:07.152	4		1875m	2:11.513	12	
2000m	2:15.192	4	16.189	2000m	2:20.027	12	17.093
2125m	2:23.405	4		2125m	2:29.025	12	
2250m	2:31.485	4	16.293	2250m	2:37.302	12	17.275
2375m	2:39.612	4		2375m	2:45.805	12	
2500m	2:47.634	4	16.149	2500m	2:54.178	12	16.876
2625m	2:56.120	5		2625m	3:02.749	12	
2750m	3:04.234	5	16.600	2750m	3:11.214	12	17.036
2875m	3:12.952	5		2875m	3:19.686	12	
3000m	3:21.390	5	17.156	3000m	3:27.750	12	16.536
3125m	3:29.873	6		3125m	3:36.389	12	
3250m	3:38.309	6	16.919	3250m	3:44.816	12	17.066
3375m	3:46.968	6		3375m	3:53.863	12	
3500m	3:55.480	6	17.171	3500m	4:02.347	12	17.531
3625m	4:04.598	6		3625m	4:11.063	12	
3750m	4:13.128	6	17.648	3750m	4:19.529	12	17.182
3875m	4:21.925	6		3875m	4:27.919	12	
4000m	4:30.883	7	17.755	4000m	4:36.282	12	16.753

13-16 December 2018

Women's Team Pursuit / Poursuite par équipe femmes
Qualifying / Qualifications
Race Analysis / Analyse de course

Heat 9				Heat 10			
USA - United States				ITA - Italy			
Distance	Time	Rank	Lap Time	Distance	Time	Rank	Lap Time
125m	14.352	4		125m	14.235	3	
250m	22.179	1	22.179	250m	22.536	4	22.536
375m	30.223	2		375m	30.591	4	
500m	37.861	1	15.682	500m	38.392	4	15.856
625m	46.063	2		625m	46.286	3	
750m	54.022	3	16.161	750m	53.886	2	15.494
875m	1:02.530	3		875m	1:01.956	2	
1000m	1:10.460	4	16.438	1000m	1:09.608	2	15.722
1125m	1:18.572	3		1125m	1:17.555	2	
1250m	1:26.363	3	15.903	1250m	1:25.190	2	15.582
1375m	1:34.357	3		1375m	1:33.316	2	
1500m	1:42.264	3	15.901	1500m	1:41.107	2	15.917
1625m	1:50.539	4		1625m	1:49.282	2	
1750m	1:58.786	4	16.522	1750m	1:57.302	2	16.195
1875m	2:07.239	5		1875m	2:05.382	2	
2000m	2:15.638	5	16.852	2000m	2:13.320	2	16.018
2125m	2:24.022	5		2125m	2:21.535	2	
2250m	2:31.979	5	16.341	2250m	2:29.628	2	16.308
2375m	2:40.128	5		2375m	2:37.795	2	
2500m	2:47.981	5	16.002	2500m	2:45.621	2	15.993
2625m	2:55.993	4		2625m	2:53.897	2	
2750m	3:03.611	3	15.630	2750m	3:01.875	2	16.254
2875m	3:11.716	3		2875m	3:10.232	2	
3000m	3:19.701	3	16.090	3000m	3:18.380	2	16.505
3125m	3:28.183	3		3125m	3:26.774	2	
3250m	3:36.507	3	16.806	3250m	3:34.843	2	16.463
3375m	3:44.925	4		3375m	3:43.349	2	
3500m	3:52.952	4	16.445	3500m	3:51.763	2	16.920
3625m	4:01.160	4		3625m	4:00.074	2	
3750m	4:09.089	4	16.137	3750m	4:08.014	2	16.251
3875m	4:16.882	3		3875m	4:16.218	2	
4000m	4:24.493	3	15.404	4000m	4:24.396	2	16.382

13-16 December 2018

Women's Team Pursuit / Poursuite par équipe femmes
Qualifying / Qualifications
Race Analysis / Analyse de course

Heat 11				Heat 12			
Distance	TBR - Team Breeze		Lap Time	Distance	GBR - Great Britain		Lap Time
	Time	Rank			Time	Rank	
125m	14.362	6		125m	13.993	1	
250m	22.712	6	22.712	250m	22.182	2	22.182
375m	30.996	7		375m	30.212	1	
500m	38.978	8	16.266	500m	37.927	2	15.745
625m	47.178	8		625m	45.829	1	
750m	55.074	9	16.096	750m	53.487	1	15.560
875m	1:03.417	9		875m	1:01.632	1	
1000m	1:11.378	9	16.304	1000m	1:09.358	1	15.871
1125m	1:19.561	8		1125m	1:17.333	1	
1250m	1:27.512	7	16.134	1250m	1:24.960	1	15.602
1375m	1:35.719	7		1375m	1:33.099	1	
1500m	1:43.658	7	16.146	1500m	1:40.774	1	15.814
1625m	1:51.988	8		1625m	1:48.721	1	
1750m	1:59.928	8	16.270	1750m	1:56.351	1	15.577
1875m	2:08.342	8		1875m	2:04.361	1	
2000m	2:16.426	7	16.498	2000m	2:11.981	1	15.630
2125m	2:24.830	7		2125m	2:19.883	1	
2250m	2:33.067	7	16.641	2250m	2:27.584	1	15.603
2375m	2:41.322	7		2375m	2:35.528	1	
2500m	2:49.171	6	16.104	2500m	2:43.233	1	15.649
2625m	2:57.306	6		2625m	2:51.214	1	
2750m	3:05.314	6	16.143	2750m	2:58.965	1	15.732
2875m	3:13.578	6		2875m	3:06.960	1	
3000m	3:21.497	6	16.183	3000m	3:14.625	1	15.660
3125m	3:29.686	5		3125m	3:22.604	1	
3250m	3:37.577	5	16.080	3250m	3:30.531	1	15.906
3375m	3:45.723	5		3375m	3:38.859	1	
3500m	3:53.866	5	16.289	3500m	3:46.670	1	16.139
3625m	4:02.402	5		3625m	3:54.608	1	
3750m	4:10.353	5	16.487	3750m	4:02.111	1	15.441
3875m	4:18.752	5		3875m	4:09.834	1	
4000m	4:26.834	5	16.481	4000m	4:17.453	1	15.342

Communiqué approved by the Secretary of the Commissaires Panel:

Women's Team Pursuit / Poursuite par équipe femmes
Qualifying / Qualifications
Start List / Liste de départ

Thu 13 Dec 2018 - Race distance: 4000m

World Record	4:10.236 GBR - Great Britain	Rio de Janeiro (BRA)	13 AUG 2016
---------------------	------------------------------	----------------------	-------------

Heat	Race Number	Team / Name	Time
1		IRL - Ireland	_____
	164	GRIFFIN Mia	
	166	MURPHY Kelly	
	167	SHARPE Alice	
	169	WALSH Orla	
2		BEL - Belgium	_____
	4	KOPECKY Lotte	
	63	BOSSUYT Shari	
	64	CROKET Gilke	
	66	DOM Annelies	
3		UKR - Ukraine	_____
	44	NAHIRNA Anna	
	265	KLIACHINA Oksana	
	266	KONONENKO Valeriya	
	267	SOLOVEI Ganna	
4		KOR - Republic of Korea	_____
	189	KIM Hyunji	
	191	KIM Youri	
	193	LEE Jumi	
	194	NA Ahreum	
5		FRA - France	_____
	14	BERTHON Laurie	
	115	BERTEAU Victoire	
	117	FORTIN Valentine	
	119	le NET Marie	
6		CHN - China	_____
	7	WANG Xiaofei	
	82	CHEN Qiaolin	
	85	LIU Jiali	
	86	WANG Hong	

Women's Team Pursuit / Poursuite par équipe femmes
Qualifying / Qualifications
Start List / Liste de départ

Thu 13 Dec 2018 - Race distance: 4000m

Heat	Race Number	Team / Name	Time
7		POL - Poland	_____
	228	KACZKOWSKA Justyna	
	231	PIETRZAK Lucja	
	232	PIKULIK Daria	
	234	PLOSAJ Nikol	
8		GER - Germany	_____
	18	TEUTENBERG Lea Lin	
	144	EBERT Michaela	
	147	PALLER Tatjana	
	148	SUSSEMILCH Laura	
9		USA - United States	_____
	45	VALENTE Jennifer	
	269	BIRCH Christina	
	270	CATLIN Kelly	
	273	WHITE Emma	
10		ITA - Italy	_____
	176	BALSAMO Elisa	
	178	FRAPPORTI Simona	
	179	GUAZZINI Vittoria	
	180	VALSECCHI Silvia	
11		TBR - Team Breeze	_____
	251	HOLL Jenny	
	252	KNIGHT Josie	
	253	RAYBOULD Rebecca	
	254	ROBERTS Jessica	
12		GBR - Great Britain	_____
	16	BARKER Elinor	
	128	ARCHIBALD Katie	
	130	DICKINSON Eleanor	
	132	KENNY Laura	

**Women's Team Pursuit / Poursuite par équipe femmes
Qualifying / Qualifications
Start List / Liste de départ**

Thu 13 Dec 2018 - Race distance: 4000m

Heat	Race Number	Team / Name	Time
------	----------------	----------------	------

Qualification Rule:

The eight teams recording the best times in the qualifying round will be matched in the First round as follows:

The 6th fastest team against the 7th fastest team.

The 5th fastest team against the 8th fastest team.

The 2nd fastest team against the 3rd fastest team.

The fastest team against the 4th fastest team.

The winners of heats 3 and 4 in the First round ride the final for the gold and silver medals.

The remaining six teams will be ranked by their times in the First round and will be paired as follows:

The two fastest teams ride the final for the bronze medal.

Communiqué approved by the Secretary of the Commissaires Panel:

.....

Note:

The composition of the teams may be subject to change up to one hour before the start of the race.

Women's Omnium / Omnium femmes
World Cup Standings / Classement coupe du monde

As of SAT 15 DEC 2018

Event No 1	Saint-Quentin-en-Yvelines (FRA)	19-21 OCT 2018
Event No 2	Milton (CAN)	26-28 OCT 2018
Event No 3	Berlin (GER)	30 NOV-2 DEC 2018
Event No 4	London (GBR)	14-16 DEC 2018
Event No 5	Cambridge (NZL)	18-20 JAN 2019
Event No 6	Hong-Kong (HKG)	25-27 JAN 2019

Rank	Name	Team Code	Event No 1	Event No 2	Event No 3	Event No 4	Event No 5	Event No 6	Total Points
1	VALENTE Jennifer	USA		400.0	400.0	450.0			1250.0
2	BALEISYTE Olivija	LTU	375.0	190.0	275.0	225.0			1065.0
3	WILD Kirsten	NED	500.0			500.0			1000.0
4	BEVERIDGE Allison	CAN		205.0	325.0	400.0			930.0
5	PATERNOSTER Letizia	ITA	450.0		450.0				900.0
6	SALAZAR VAZQUEZ Lizeth Yarely	MEX		450.0	190.0	190.0			830.0
7	BERTHON Laurie	FRA		350.0		375.0			725.0
8	DIDERIKSEN Amalie	DEN	325.0	375.0					700.0
9	KAJIHARA Yumi	JPN		300.0		325.0			625.0
10	AUGUSTINAS Evgenia	RUS	350.0			250.0			600.0
11	KOPECKY Lotte	BEL			300.0	300.0			600.0
12	STENBERG Anita Yvonne	NOR	120.0	130.0	225.0	100.0			575.0
13	ARCHIBALD Katie	GBR			500.0				500.0
14	KENNY Laura	GBR		500.0					500.0
15	NAHIRNA Anna	UKR	275.0		70.0	90.0			435.0
16	WALDIS Andrea	SUI	190.0		100.0	130.0			420.0
17	EBERHARDT Verena	AUT	160.0		175.0	70.0			405.0
18	EVANS Neah	GBR	400.0						400.0
19	USABIAGA BALERDI Ana	ESP	145.0	110.0	145.0				400.0
20	WANG Xiaofei	CHN		70.0	120.0	205.0			395.0
21	BOYLAN Lydia	IRL		225.0	160.0				385.0
22	SAVENKA Ina	BLR	250.0		130.0				380.0
23	McCURLEY Shannon	IRL	205.0			175.0			380.0
24	EDMONDSON Annette	AUS			375.0				375.0
25	BARKER Elinor	GBR				350.0			350.0
26	LETH Julie	DEN			350.0				350.0
27	BACIKOVA Alzbeta	SVK	100.0	120.0	110.0				330.0
28	BALSAMO Elisa	ITA		325.0					325.0
29	CLONAN Kristina	AUS	300.0						300.0
30	CURE Amy	AUS				275.0			275.0
31	SEITZ Aline	SUI		275.0					275.0
32	PIETERS Amy	NED			250.0				250.0
33	BUCHANAN Rushlee	NZL		250.0					250.0
34	MACHACOVA Jarmila	CZE	110.0	50.0	90.0				250.0
35	YANG Qianyu	HKG	90.0	100.0		60.0			250.0
36	SHEATH Racquel	NZL	225.0						225.0
37	BADYKOVA Gulnaz	RUS			205.0				205.0
38	GONCHAROVA Alexandra	RUS		175.0					175.0
39	JEULAND Pascale	FRA	175.0						175.0
40	MARTINS Maria	POR				160.0			160.0
41	PIVOVAROVA Polina	BLR		160.0					160.0
42	LUO Yiwei	SIN	70.0	90.0					160.0
43	USABIAGA BALERDI Irene	ESP				145.0			145.0

Women's Omnium / Omnium femmes
World Cup Standings / Classement coupe du monde

As of SAT 15 DEC 2018

Rank	Name	Team Code	Event No 1	Event No 2	Event No 3	Event No 4	Event No 5	Event No 6	Total Points
44	BRAUSSE Franziska	GER		145.0					145.0
45	LIU Jiali	CHN	130.0						130.0
46	CONFALONIERI Maria Giulia	ITA				120.0			120.0
47	TEUTENBERG Lea Lin	GER				110.0			110.0
48	KOHOUTKOVA Katerina	CZE				80.0			80.0
49	FURUYAMA Kie	JPN			80.0				80.0
50	KACZKOWSKA Justyna	POL		80.0					80.0
51	DOM Annelies	BEL	80.0						80.0
52	PANG Yao	HKG			60.0				60.0
53	JOSEPH Amber	BAR		60.0					60.0
54	PALLER Tatjana	GER			50.0				50.0

Women's Omnium / Omnium femmes

Final Classification / Classement final

Rank	Race No.	Name	Team Code	Scratch Race 1¼	Tempo Race 2¼	Elimination Race 3¼	Sub Total Points	Points Race 4/4 (80 Laps - 20 Km)										Total Points	
								Sprint Points								Lap Points			Finish Order
								1	2	3	4	5	6	7	8	+	-		
1	33	WILD Kirsten	NED	40 (1)	36 (3)	40 (1)	116 (1)	2	1				5					6	124
2	45	VALENTE Jennifer	USA	36 (3)	38 (2)	34 (4)	108 (2)	3	5				2					9	118
3	6	BEVERIDGE Allison	CAN	32 (5)	34 (4)	28 (7)	94 (4)		2				1	5	4			3	106
4	14	BERTHON Laurie	FRA	38 (2)	26 (8)	30 (6)	94 (3)									6		2	100
5	16	BARKER Elinor	GBR	34 (4)	28 (7)	20 (11)	82 (5)	1		2								7	85
6	28	KAJIHARA Yumi	JPN	30 (6)	30 (6)	8 (17)	68 (9)				5	5		3				16	81
7	4	KOPECKY Lotte	BEL	12 (15)	24 (9)	36 (3)	72 (8)			1								4	75
8	1	CURE Amy	AUS	2 (20)	18 (12)	38 (2)	58 (11)			3		3						1	74
9	243	AUGUSTINAS Evgenia	RUS	28 (7)	14 (14)	32 (5)	74 (6)											5	74
10	29	BALEISYTE Olivija	LTU	24 (9)	32 (5)	18 (12)	74 (7)											21	74
11	7	WANG Xiaofei	CHN	26 (8)	20 (11)	14 (14)	60 (10)							2				15	62
12	31	SALAZAR VAZQUEZ Lizbeth Yareli	MEX	4 (19)	40 (1)	12 (15)	56 (12)		3									8	59
13	24	McCURLLEY Shannon	IRL	16 (13)	22 (10)	16 (13)	54 (13)				3							10	57
14	37	MARTINS Maria	POR	10 (16)	16 (13)	26 (8)	52 (14)				2							14	54
15	12	USABIAGA BALERDI Irene	ESP	20 (11)	6 (18)	24 (9)	50 (15)											18	50
16	41	WALDIS Andrea	SUI	18 (12)	8 (17)	22 (10)	48 (16)							1				22	49
17	26	CONFALONIERI Maria Giulia	ITA	6 (18)	12 (15)	4 (19)	22 (19)			5			3					13	30
18	18	TEUTENBERG Lea Lin	GER	14 (14)	1 (22)	10 (16)	25 (18)											11	25
19	34	STENBERG Anita Yvonne	NOR	1 (21)	4 (19)	2 (20)	7 (22)	5			1	1						17	14
20	44	NAHIRNA Anna	UKR	1 (23)	10 (16)	1 (24)	12 (20)											12	12
21	9	KOHOUTKOVA Katerina	CZE	8 (17)	2 (20)	1 (22)	11 (21)											19	11
22	2	EBERHARDT Verena	AUT	1 (22)	1 (24)	1 (21)	3 (23)					2						23	5
23	21	YANG Qianyu	HKG	1 (24)	1 (21)	1 (23)	3 (24)											20	3
24	42	MEDVEDOVA Tereza	SVK	22 (10)	1 (23)	6 (18)	29 (17)												-11
								Elapsed Time: 25:13 - Average Speed: 47.584km/h											

Communiqué approved by the Secretary of the Commissaires Panel:

NOTES

Points scale for the first three phases: 1st: 40 points, 2nd: 38 points, 3rd: 36 points, etc.

LEGEND

-	Points lost	+	Points gained	nn (x)	Points (Rank)	No.	Number
OK		Rk	Rank				

Women's Omnium / Omnium femmes

Results Progression / Progression des résultats

Rank	Race No.	Name	Team Code		Scratch Race 1¼		Tempo Race 2¼		Elimination Race 3¼		Points Race 4¼
					Rk	Pts	Rk	Pts	Rk	Pts	Pts
1	33	WILD Kirsten	NED	Race result:	1	40	3	36	1	40	8
				Overall:	1	40	1	76	1	116	124
2	45	VALENTE Jennifer	USA	Race result:	3	36	2	38	4	34	10
				Overall:	3	36	2	74	2	108	118
3	6	BEVERIDGE Allison	CAN	Race result:	5	32	4	34	7	28	12
				Overall:	5	32	3	66	4	94	106
4	14	BERTHON Laurie	FRA	Race result:	2	38	8	26	6	30	6
				Overall:	2	38	4	64	3	94	100
5	16	BARKER Elinor	GBR	Race result:	4	34	7	28	11	20	3
				Overall:	4	34	5	62	5	82	85
6	28	KAJIHARA Yumi	JPN	Race result:	6	30	6	30	17	8	13
				Overall:	6	30	6	60	9	68	81
7	4	KOPECKY Lotte	BEL	Race result:	15	12	9	24	3	36	3
				Overall:	15	12	12	36	8	72	75
8	1	CURE Amy	AUS	Race result:	20	2	12	18	2	38	16
				Overall:	20	2	17	20	11	58	74
9	243	AUGUSTINAS Evgenia	RUS	Race result:	7	28	14	14	5	32	0
				Overall:	7	28	10	42	6	74	74
10	29	BALEISYTE Olivija	LTU	Race result:	9	24	5	32	12	18	0
				Overall:	9	24	7	56	7	74	74
11	7	WANG Xiaofei	CHN	Race result:	8	26	11	20	14	14	2
				Overall:	8	26	8	46	10	60	62
12	31	SALAZAR VAZQUEZ Lizbeth Yareli	MEX	Race result:	19	4	1	40	15	12	3
				Overall:	19	4	9	44	12	56	59
13	24	McCURLEY Shannon	IRL	Race result:	13	16	10	22	13	16	3
				Overall:	13	16	11	38	13	54	57
14	37	MARTINS Maria	POR	Race result:	16	10	13	16	8	26	2
				Overall:	16	10	15	26	14	52	54
15	12	USABIAGA BALERDI Irene	ESP	Race result:	11	20	18	6	9	24	0
				Overall:	11	20	13	26	15	50	50
16	41	WALDIS Andrea	SUI	Race result:	12	18	17	8	10	22	1
				Overall:	12	18	14	26	16	48	49
17	26	CONFALONIERI Maria Giulia	ITA	Race result:	18	6	15	12	19	4	8
				Overall:	18	6	18	18	19	22	30
18	18	TEUTENBERG Lea Lin	GER	Race result:	14	14	22	1	16	10	0
				Overall:	14	14	19	15	18	25	25
19	34	STENBERG Anita Yvonne	NOR	Race result:	21	1	19	4	20	2	7
				Overall:	21	1	22	5	22	7	14
20	44	NAHIRNA Anna	UKR	Race result:	23	1	16	10	24	1	0
				Overall:	23	1	20	11	20	12	12
21	9	KOHOUTKOVA Katerina	CZE	Race result:	17	8	20	2	22	1	0
				Overall:	17	8	21	10	21	11	11
22	2	EBERHARDT Verena	AUT	Race result:	22	1	24	1	21	1	2
				Overall:	22	1	24	2	23	3	5
23	21	YANG Qianyu	HKG	Race result:	24	1	21	1	23	1	0
				Overall:	24	1	23	2	24	3	3
24	42	MEDVEDOVA Tereza	SVK	Race result:	10	22	23	1	18	6	0
				Overall:	10	22	16	23	17	29	-11

Women's Omnium / Omnium femmes
Results Progression / Progression des résultats

Rank	Race No.	Name	Team Code	Scratch Race 1¼		Tempo Race 2¼		Elimination Race 3¼		Points Race 4¼
				Rk	Pts	Rk	Pts	Rk	Pts	Pts

Note:
Points scale for the first 4 phases : 1st: 40 points, 2nd: 38 points, 3rd: 36 points, etc.

LEGEND
No. Number Pts Points Rk Rank

**Women's Omnium / Omnium femmes
Points Race 4\4 / Course aux points 4\4
Start List / Liste de départ**

Sat 15 Dec 2018 - Race distance: 80 laps (20km) with 8 sprints

Race Number	Name	Team Code
At the fence		
33	WILD Kirsten	NED
14	BERTHON Laurie	FRA
16	BARKER Elinor	GBR
29	BALEISYTE Olivija	LTU
28 w	KAJIHARA Yumi	JPN
1	CURE Amy	AUS
24	McCURLEY Shannon	IRL
12	USABIAGA BALERDI Irene	ESP
42	MEDVEDOVA Tereza	SVK
26	CONFALONIERI Maria Giulia	ITA
9	KOHOUTKOVA Katerina	CZE
2	EBERHARDT Verena	AUT
At the blue band		
45	VALENTE Jennifer	USA
6	BEVERIDGE Allison	CAN
243	AUGUSTINAS Evgenia	RUS
4	KOPECKY Lotte	BEL
7	WANG Xiaofei	CHN
31	SALAZAR VAZQUEZ Lizbeth Yareli	MEX
37	MARTINS Maria	POR
41	WALDIS Andrea	SUI
18	TEUTENBERG Lea Lin	GER
44	NAHIRNA Anna	UKR
34	STENBERG Anita Yvonne	NOR
21	YANG Qianyu	HKG

Communiqué approved by the Secretary of the Commissaires Panel:

.....

LEGEND
w Warning

Women's Omnium / Omnium femmes
Elimination Race 3\4 / Course par élimination 3\4
Results / Résultats
 Sat 15 Dec 2018

Elapsed time: **14:28**

Average Speed: **49.724km/h**

Rank	Race Number	Name	Team Code
1	33	WILD Kirsten	NED
2	1	CURE Amy	AUS
3	4	KOPECKY Lotte	BEL
4	45	VALENTE Jennifer	USA
5	243	AUGUSTINAS Evgenia	RUS
6	14	BERTHON Laurie	FRA
7	6	BEVERIDGE Allison	CAN
8	37	MARTINS Maria	POR
9	12	USABIAGA BALERDI Irene	ESP
10	41	WALDIS Andrea	SUI
11	16	BARKER Elinor	GBR
12	29	BALEISYTE Olivija	LTU
13	24	McCURLY Shannon	IRL
14	7	WANG Xiaofei	CHN
15	31	SALAZAR VAZQUEZ Lizbeth Yareli	MEX
16	18	TEUTENBERG Lea Lin	GER
17	28	KAJIHARA Yumi	JPN
18	42	MEDVEDOVA Tereza	SVK
19	26	CONFALONIERI Maria Giulia	ITA
20	34	STENBERG Anita Yvonne	NOR
21	2	EBERHARDT Verena	AUT
22	9	KOHOUTKOVA Katerina	CZE
23	21	YANG Qianyu	HKG
24	44	NAHIRNA Anna	UKR

No 28 KAJIHARA Yumi (JPN)

Warning for deliberately riding on the blue band during the race

Avertissement pour passage volontaire sur la zone bleu au cours de l'épreuve

Communiqué approved by the Secretary of the Commissaires Panel:

.....

Women's Omnium / Omnium femmes
Elimination Race 3\4 / Course par élimination 3\4
Start List / Liste de départ

Race Number	Name	Team Code
At the fence		
33	WILD Kirsten	NED
6	BEVERIDGE Allison	CAN
16	BARKER Elinor	GBR
29	BALEISYTE Olivija	LTU
31	SALAZAR VAZQUEZ Lizbeth Yareli	MEX
24	McCURLEY Shannon	IRL
12	USABIAGA BALERDI Irene	ESP
37	MARTINS Maria	POR
1	CURE Amy	AUS
18	TEUTENBERG Lea Lin	GER
9	KOHOUTKOVA Katerina	CZE
21	YANG Qianyu	HKG
At the blue band		
45	VALENTE Jennifer	USA
14	BERTHON Laurie	FRA
28	KAJIHARA Yumi	JPN
7	WANG Xiaofei	CHN
243	AUGUSTINAS Evgenia	RUS
4	KOPECKY Lotte	BEL
41	WALDIS Andrea	SUI
42	MEDVEDOVA Tereza	SVK
26	CONFALONIERI Maria Giulia	ITA
44	NAHIRNA Anna	UKR
34	STENBERG Anita Yvonne	NOR
2	EBERHARDT Verena	AUT

Communiqué approved by the Secretary of the Commissaires Panel:

.....

**Women's Omnium / Omnium femmes
Tempo Race 2\4 / Course tempo 2\4
Results / Résultats**

Sat 15 Dec 2018 - Race distance: 30 laps (7.5km)

Elapsed time: **8:41**

Average Speed: **51.766km/h**

Rank	Race No.	Name	Team Code	Sprints Won	Finish Order	Lap Points			Total Points
						+	-	Balance	
1	31	SALAZAR VAZQUEZ Lizbeth Yareli	MEX	2, 4, 5, 6, 7, 8, 9, 10, 11, 12	18	20		20	30
2	45	VALENTE Jennifer	USA	20, 22, 24	2				3
3	33	WILD Kirsten	NED	15, 17, 18	13				3
4	6	BEVERIDGE Allison	CAN	21, 23	4				2
5	29	BALEISYTE Olivija	LTU	1, 3	23	20	20	0	2
6	28	KAJIHARA Yumi	JPN	26	1				1
7	16	BARKER Elinor	GBR	13	3				1
8	14	BERTHON Laurie	FRA	19	14				1
9	4	KOPECKY Lotte	BEL	14	21				1
10	24	McCURLEY Shannon	IRL	16	22				1
11	7	WANG Xiaofei	CHN		5				0
12	1	CURE Amy	AUS		6				0
13	37	MARTINS Maria	POR		7				0
14	243	AUGUSTINAS Evgenia	RUS		8				0
15	26	CONFALONIERI Maria Giulia	ITA		9				0
16	44	NAHIRNA Anna	UKR		10				0
17	41	WALDIS Andrea	SUI		11				0
18	12	USABIAGA BALERDI Irene	ESP		12				0
19	34	STENBERG Anita Yvonne	NOR		15				0
20	9	KOHOUTKOVA Katerina	CZE		16				0
21	21	YANG Qianyu	HKG		19				0
22	18	TEUTENBERG Lea Lin	GER		20				0
23	42	MEDVEDOVA Tereza	SVK		24				0
24	2	EBERHARDT Verena	AUT		17		20	-20	-20

Communiqué approved by the Secretary of the Commissaires Panel:

LEGEND

- Points lost + Points gained No. Number

Women's Omnium / Omnium femmes
Tempo Race 2\4 / Course tempo 2\4
Start List / Liste de départ

Sat 15 Dec 2018 - Race distance: 30 laps (7.5km)

Race Number	Name	Team Code
At the fence		
33	WILD Kirsten	NED
45	VALENTE Jennifer	USA
6	BEVERIDGE Allison	CAN
243	AUGUSTINAS Evgenia	RUS
29	BALEISYTE Olivija	LTU
12	USABIAGA BALERDI Irene	ESP
24	McCURLEY Shannon	IRL
4	KOPECKY Lotte	BEL
9	KOHOUTKOVA Katerina	CZE
31	SALAZAR VAZQUEZ Lizbeth Yareli	MEX
34	STENBERG Anita Yvonne	NOR
44	NAHIRNA Anna	UKR
At the blue band		
14	BERTHON Laurie	FRA
16	BARKER Elinor	GBR
28	KAJIHARA Yumi	JPN
7	WANG Xiaofei	CHN
42	MEDVEDOVA Tereza	SVK
41	WALDIS Andrea	SUI
18	TEUTENBERG Lea Lin	GER
37	MARTINS Maria	POR
26	CONFALONIERI Maria Giulia	ITA
1	CURE Amy	AUS
2	EBERHARDT Verena	AUT
21	YANG Qianyu	HKG

Communiqué approved by the Secretary of the Commissaires Panel:

.....

Women's Omnium / Omnium femmes
Scratch Race 1\4 / Course scratch 1\4
Results / Résultats

Sat 15 Dec 2018 - Race distance: 30 laps (7.5km)

Elapsed time: **10:15**

Average Speed: **43.870km/h**

Rank	Race Number	Name	Team Code	Laps Down
1	33	WILD Kirsten	NED	
2	14	BERTHON Laurie	FRA	
3	45	VALENTE Jennifer	USA	
4	16	BARKER Elinor	GBR	
5	6	BEVERIDGE Allison	CAN	
6	28	KAJIHARA Yumi	JPN	
7	243	AUGUSTINAS Evgenia	RUS	
8	7	WANG Xiaofei	CHN	
9	29	BALEISYTE Olivija	LTU	
10	42	MEDVEDOVA Tereza	SVK	
11	12	USABIAGA BALERDI Irene	ESP	
12	41	WALDIS Andrea	SUI	
13	24	McCURLY Shannon	IRL	
14	18	TEUTENBERG Lea Lin	GER	
15	4	KOPECKY Lotte	BEL	
16	37	MARTINS Maria	POR	
17	9	KOHOUTKOVA Katerina	CZE	
18	26	CONFALONIERI Maria Giulia	ITA	
19	31	SALAZAR VAZQUEZ Lizbeth Yareli	MEX	
20	1	CURE Amy	AUS	
21	34	STENBERG Anita Yvonne	NOR	
22	2	EBERHARDT Verena	AUT	
23	44	NAHIRNA Anna	UKR	
24	21	YANG Qianyu	HKG	

Communiqué approved by the Secretary of the Commissaires Panel:

.....

Women's Omnium / Omnium femmes
Scratch Race 1\4 / Course scratch 1\4
Start List / Liste de départ

Sat 15 Dec 2018 - Race distance: 30 laps (7.5km)

Race Number	Name	Team Code
At the fence		
33	WILD Kirsten	NED
34	STENBERG Anita Yvonne	NOR
31	SALAZAR VAZQUEZ Lizbeth Yareli	MEX
28	KAJIHARA Yumi	JPN
41	WALDIS Andrea	SUI
243	AUGUSTINAS Evgenia	RUS
2	EBERHARDT Verena	AUT
7	WANG Xiaofei	CHN
12	USABIAGA BALERDI Irene	ESP
44	NAHIRNA Anna	UKR
9	KOHOUTKOVA Katerina	CZE
42	MEDVEDOVA Tereza	SVK
At the blue band		
45	VALENTE Jennifer	USA
29	BALEISYTE Olivija	LTU
4	KOPECKY Lotte	BEL
14	BERTHON Laurie	FRA
6	BEVERIDGE Allison	CAN
16	BARKER Elinor	GBR
21	YANG Qianyu	HKG
37	MARTINS Maria	POR
24	McCURLEY Shannon	IRL
1	CURE Amy	AUS
26	CONFALONIERI Maria Giulia	ITA
18	TEUTENBERG Lea Lin	GER

Communiqué approved by the Secretary of the Commissaires Panel:

.....

Women's Madison / Madison femmes
World Cup Standings / Classement coupe du monde

As of SUN 16 DEC 2018

Event No 1	Saint-Quentin-en-Yvelines (FRA)	19-21 OCT 2018
Event No 2	Milton (CAN)	26-28 OCT 2018
Event No 3	Berlin (GER)	30 NOV-2 DEC 2018
Event No 4	London (GBR)	14-16 DEC 2018
Event No 5	Cambridge (NZL)	18-20 JAN 2019
Event No 6	Hong-Kong (HKG)	25-27 JAN 2019

Rank	Name	Team Code	Event No 1	Event No 2	Event No 3	Event No 4	Event No 5	Event No 6	Total Points
1	GREAT BRITAIN	GBR	450.0	500.0	500.0	500.0			1950.0
2	DENMARK	DEN	500.0	450.0	450.0				1400.0
3	AUSTRALIA	AUS	400.0		325.0	450.0			1175.0
4	ITALY	ITA	325.0	275.0	120.0	350.0			1070.0
5	RUSSIAN FEDERATION	RUS	275.0	375.0	375.0				1025.0
6	POLAND	POL	205.0	205.0	275.0	325.0			1010.0
7	CANADA	CAN		400.0	300.0	225.0			925.0
8	GERMANY	GER	190.0	350.0	225.0	160.0			925.0
9	FRANCE	FRA	350.0	300.0		250.0			900.0
10	IRELAND	IRL	225.0	225.0	175.0	275.0			900.0
11	SWITZERLAND	SUI	190.0	190.0	205.0	300.0			885.0
12	NETHERLANDS	NED	250.0		190.0	375.0			815.0
13	UKRAINE	UKR	375.0		250.0	190.0			815.0
14	BELGIUM	BEL			400.0	400.0			800.0
15	CZECH REPUBLIC	CZE	190.0	160.0	145.0	130.0			625.0
16	HONG KONG, CHINA	HKG	130.0	120.0	130.0	175.0			555.0
17	BELARUS	BLR	190.0	325.0					515.0
18	MEXICO	MEX		250.0	110.0	145.0			505.0
19	UNITED STATES OF AMERICA	USA		145.0	350.0				495.0
20	JAPAN	JPN		110.0	160.0	205.0			475.0
21	NEW ZEALAND	NZL	300.0	130.0					430.0
22	PEOPLE'S REPUBLIC OF CHINA	CHN		175.0					175.0

Women's Madison / Madison femmes
Final / Finale
Results / Résultats

Sun 16 Dec 2018 - Race distance: 80 laps (20km) with 8 sprints

 Elapsed time: **28:50**

 Average Speed: **41.618km/h**

Rank	Race Number	Name	Sprint Number								Lap Points			Finish Order	Points
			1	2	3	4	5	6	7	8	+	-	Balance		
1	3	GBR - Great Britain	3	5	5	3		5	3	10				1	34
		Black ARCHIBALD Katie													
		Red KENNY Laura													
2	11	AUS - Australia	5	2	2	5	5							6	19
		Black CURE Amy													
		Red EDMONDSON Annette													
3	17	BEL - Belgium	2	1	1	1	1	3	2	6				2	17
		Black D'HOORE Jolien													
		Red KOPECKY Lotte													
4	6	NED - Netherlands		3	3	2		2		4				3	14
		Black WILD Kirsten													
		Red PIETERS Amy													
5	1	ITA - Italy						1	5					10	6
		Black CONFALONIERI Maria Giulia													
		Red GUAZZINI Vittoria													
6	9	POL - Poland					3							9	3
		Black PIKULIK Wiktorja													
		Red PIKULIK Daria													
7	10	SUI - Switzerland								2				4	2
		Black SEITZ Aline													
		Red WALDIS Andrea													
8	14	IRL - Ireland					2							5	2
		Black BOYLAN Lydia													
		Red McCURLEY Shannon													
9	8	FRA - France	1						1					11	2
		Black BERTHON Laurie													
		Red le NET Marie													
10	16	CAN - Canada												7	0
		Black BEVERIDGE Allison													
		Red ROORDA Stephanie													
11	18	JPN - Japan												8	0
		Black KAJIHARA Yumi													
		Red FURUYAMA Kie													
12	4	UKR - Ukraine												15	0
		Black KLIACHINA Oksana													
		Red SOLOVEI Ganna													
13	12	HKG - Hong Kong, China										20	-20	13	-20
		Black YANG Qianyu													
		Red PANG Yao													
14	13	GER - Germany										20	-20	14	-20
		Black TEUTENBERG Lea Lin													
		Red EBERT Michaela													
15	7	MEX - Mexico										20	-20	16	-20
		Black SALAZAR VAZQUEZ Lizbeth Yareli													
		Red ARREOLA NAVARRO Sofia													
16	15	CZE - Czech Republic										40	-40	12	-40
		Black HOCHMANN Lucie													
		Red MACHACOVA Jarmila													
	2	RUS - Russian Federation													DNF
		Black BADYKOVA Gulnaz													
		Red AUGUSTINAS Evgenia													

Women's Madison / Madison femmes
Final / Finale
Results / Résultats

Sun 16 Dec 2018 - Race distance: 80 laps (20km) with 8 sprints

 Elapsed time: **28:50**

 Average Speed: **41.618km/h**

Rank	Race Number	Name	Sprint Number								Lap Points			Finish Order	Points		
			1	2	3	4	5	6	7	8	+	-	Balance				
	5	USA - United States															
	Black	GEIST Kimberly															
	Red	RYAN Kendall															

No 5 UNITED STATES OF AMERICA (USA)

Warning for causing the crash of his/her opponent

Avertissement pour avoir provoqué la chute de son adversaire

Communiqué approved by the Secretary of the Commissaires Panel:

LEGEND
DNF Did Not Finish

Women's Madison / Madison femmes
Final / Finale
Start List / Liste de départ

Sun 16 Dec 2018 - Race distance: 80 laps (20km) with 8 sprints

Race Number	Team	Colour	Name
1	ITA - Italy	BLACK RED	CONFALONIERI Maria Giulia GUAZZINI Vittoria
2	RUS - Russian Federation	BLACK RED	BADKOVA Gulnaz AUGUSTINAS Evgenia
3	GBR - Great Britain	BLACK RED	ARCHIBALD Katie KENNY Laura
4	UKR - Ukraine	BLACK RED	KLIACHINA Oksana SOLOVEI Ganna
5	USA - United States	BLACK RED	GEIST Kimberly RYAN Kendall
6	NED - Netherlands	BLACK RED	WILD Kirsten PIETERS Amy
7	MEX - Mexico	BLACK RED	SALAZAR VAZQUEZ Lizbeth Yareli ARREOLA NAVARRO Sofia
8	FRA - France	BLACK RED	BERTHON Laurie le NET Marie
9	POL - Poland	BLACK RED	PIKULIK Wiktoria PIKULIK Daria
10	SUI - Switzerland	BLACK RED	SEITZ Aline WALDIS Andrea
11	AUS - Australia	BLACK RED	CURE Amy EDMONDSON Annette
12	HKG - Hong Kong, China	BLACK RED	YANG Qianyu PANG Yao
13	GER - Germany	BLACK RED	TEUTENBERG Lea Lin EBERT Michaela
14	IRL - Ireland	BLACK RED	BOYLAN Lydia McCURLEY Shannon
15	CZE - Czech Republic	BLACK RED	HOCHMANN Lucie MACHACOVA Jarmila
16	CAN - Canada	BLACK RED	BEVERIDGE Allison ROORDA Stephanie
17	BEL - Belgium	BLACK RED	D'HOORE Jolien KOPECKY Lotte

Women's Madison / Madison femmes**Final / Finale****Start List / Liste de départ**

Sun 16 Dec 2018 - Race distance: 80 laps (20km) with 8 sprints

Race Number	Team	Colour	Name
18	JPN - Japan	BLACK	KAJIHARA Yumi
		RED	FURUYAMA Kie

Communiqué approved by the Secretary of the Commissaires Panel:
.....