

UCI TECHNICAL OFFICIALS / OFFICIELS TECHNIQUES DE L'UCI
**Commissaires Panel appointed by the UCI Management Committee
Collège des Commissaires désigné par le Comité Directeur UCI**

LANDIS-TYSON Noreen	USA	President / <i>Président</i>
GRASINA Elita	LAT	Secretary / <i>Secrétaire</i>
LYKKEGAARD Hans-Chr.	DEN	Starter / <i>Starter</i>
MAGIERA Christian	GER	Judge – Referee / <i>Juge Arbitre</i>
READE Trevor	GBR	Member / <i>Membre</i>

**Assistant National Commissaires appointed by the National Federation
Commissaires nationaux adjoints désignés par la Fédération Nationale**

GENSHEIMER Andreas (UCI)	von der HEYDE Michael
UHLIG Claus-Detlef	SCHMIDT Jens
SONNENBURG Rolf	WENZEL Sabine
GOYER Holger	GUTMANN Tim
SCHULZ Anja	MÜLLER Cornelia
SCHULZ Steffen	

UCI Technical Delegate / Délégué Technique de l'UCI

Erik WEISPFENNIG	GER
------------------	-----

Official Doctor / Médecin Officiel

Dr. STEINER Steffen	GER
---------------------	-----

Chief Medical Officer / Responsable Équipe Médicale

Dr. BAUMANN Matthias	GER
----------------------	-----

Doping Control Officers / Agents de Contrôle du Dopage

HARGRAVE Karen	FRA
DESCHASEAUX Claude	FRA
DUMARCHE Pierre	FRA

Speakers / Speakers

ROSIEJAK Stefan	GER
STOLL Christian	GER
PADDAGS Sebastian	GER

GENERAL INFORMATION – REMINDER OF DISPOSITIONS

Confirmations and modifications of starters

- **The confirmation of the riders done on Thursday 29th November is final**; nevertheless, Team Managers may forward **modifications** to the Secretary of College of Commissaires (Mrs. Elita GRASINA) until **the start of the first competition session on the day of each event**:

Saturday 1 st December	Madison	Men
	Kilometre TT	Men
	Keirin	Men
	Omnium	Women
	Sprint	Women
Sunday 2 nd December	Madison	Women
	500m TT	Women
	Keirin	Women
	Omnium	Men
	Sprint	Men


- Team Pursuit changes: Until 1 hour before the start of the relevant competition round (article 3.2.079)
- Team Sprint changes: Until 30 minutes before the start of the relevant competition round (article 3.2.149)
- Only riders previously registered and confirmed for the specific race may be used as replacements.

Training and Warm-Up Sessions

- **On competitions days, the track is open for official training session two hours before the start of the first session of competitions (1-hour session). The second hour (1 hour before the competitions start) is a warm-up session, open to riders who are competing in the upcoming session only. Only National Team or UCI Track Team uniforms are allowed in all training and warm-up periods.**
- The use of the deryn and the use of starting blocks during the official training are not permitted. Standing starts are permitted only under the following conditions;
 - one rider at a time,
 - on the home straight in the sprinter's lane, and
 - with the assistance of someone waving a flag at the exit of the 4th bend.

Competitions

- Riders are reminded that art. 3.2.003 must be respected. Riders are not permitted to wear tinted visors or glasses that would prevent them from being clearly identified while seated in the waiting area. Riders shall only put on their tinted visors or glasses when heading on to the track. Any rider failing to respect this article shall be sanctioned by a fine.
- Riders shall ensure that the body number is visible and legible at all times. The body number shall be well fixed and may not be folded or altered. When two numbers are required to be worn, these should be placed low down and on either side of the back, visible to the infield and to the spectators. When a single number is required to be worn, this should be placed low down in the centre of the back. **Body numbers will be distributed at the Team Managers' meeting.**



30 November-2 December 2018**Communiqué n°2**

- Transponders, fitted to the bikes, are mandatory for all events.
The transponders will be distributed at the Team Managers' meeting. These should be returned to Swiss Timing once the rider has completed all their events.
- LED devices for the Elimination races (Men and Women) shall be collected next to the timing podium **one hour prior to the start** of each race and returned to the same place at the end of each race.
- All bicycle measurement checking shall be carried out in the equipment check area before entering the track. Riders must come for bicycle-check in adequate time prior to their start. Checking will also be carried out 15 minutes prior to commencing each session of the competition. **Teams are responsible for verifying the legality of replacement equipment that may be used in any event.** Commissaires are entitled to double check positions after the race. Should the bicycle or position have been modified in contravention of the regulations, the rider may be disqualified.

Team Leaders and Coaches

- Only the coaches of the riders currently on the track are permitted on the safety zone. This is also limited to one coach per rider. No other people are permitted in this zone.
- The access to the track must be kept clear at all times. **All track access ramps shall be kept free of any material and team personnel.**
- **Team Managers may not carry anything in their hands while on the safety zone during mass start events.**
- Access to the starters' platform is only for officials. All others are not permitted to use this podium. Access to the awards ceremony podium is forbidden except for official ceremonies.

Award Ceremonies

- Riders participating in the awards ceremony must present themselves in due time, bare-headed and without headband or glasses, wearing competition apparel and footwear, until after they leave the official ceremony enclosure.
- Teams are reminded that in the awards ceremony of team events, only the riders that participated in the final are allowed on the podium as follows:
 - Team Pursuit 4,
 - Team Sprint Men 3,
 - Team Sprint Women 2.

General

- The wearing of an approved rigid safety helmet, done up in a correct manner, is mandatory for riders at all times when riding on the track surface and safety zone.
- Riders may not wear headphones attached to devices such as radios, music players, telephone, etc., while riding on the track.
- Road bikes are not allowed on the track, including the safety zone.
- Bicycles or other equipment may not be left on the safety zone of the track.
- No drinks or food are allowed on the safety zone of the track.

Page 2/5

TITLE SPONSOR



OFFICIAL SPONSORS



INSTITUTIONAL PARTNERS



INFORMATIONS GENERALES – RAPPEL DES DISPOSITIONS

Confirmations et modifications des partants

- **La confirmation des partants faite le jeudi 29 novembre est définitive**, néanmoins les chefs d'équipes auront la possibilité de transmettre **des modifications** au Secrétaire du Collège des Commissaires (Mme Elita GRASINA) **jusqu'au début de la première session de compétition le jour de l'épreuve soit :**

Samedi 1er décembre	Madison	Hommes
	Kilomètre clm	Hommes
	Keirin	Hommes
	Omnium	Femmes
	Vitesse individuelle	Femmes
Dimanche 2 décembre	Madison	Femmes
	500m clm	Femmes
	Keirin	Femmes
	Omnium	Hommes
	Vitesse individuelle	Hommes

- Modifications en poursuite par équipes : Au moins 1 heure avant que la manche de la compétition en question commence (article 3.2.079)
- Modifications en vitesse par équipes : Au moins 30 minutes avant que la manche de la compétition en question commence (article 3.2.149)
- Tout remplacement d'un coureur confirmé ne peut se faire que par un autre coureur figurant sur la liste des coureurs inscrits en tant que réserve pour l'épreuve en particulier.

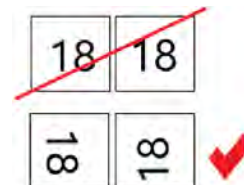
Entraînement et échauffement

- **Les jours de compétitions, la piste sera ouverte deux heures avant les premières épreuves pour une session d'entraînement officiel (une session d'une heure). La deuxième heure (1 heure avant le début des compétitions) est une session d'échauffement ouverte aux coureurs concourant dans la session à venir uniquement. Dans toutes les périodes d'entraînement et d'échauffement, les coureurs doivent porter l'uniforme de leur équipe nationale ou de l'équipe piste UCI.**
- L'utilisation du demy et des blocs de départ lors des entraînements officiels n'est pas autorisée. Les départs arrêtés sont autorisés dans les conditions suivantes :
 - un seul coureur à la fois
 - dans le couloir des sprinters sur la ligne droite d'arrivée et
 - avec l'assistance de quelqu'un agitant un drapeau à la sortie du 4eme virage.

Compétitions

- **Il est rappelé aux coureurs qu'ils doivent respecter l'art. 3.2.003. Les coureurs ne sont pas autorisés à porter des visières ou des lunettes teintées empêchant de les identifier clairement lorsqu'ils sont assis dans la zone d'attente. Les coureurs doivent mettre leurs visières ou leurs lunettes teintées au moment de monter en piste. Tout coureur qui enfreint cet article sera sanctionné d'une amende.**

- Les coureurs doivent veiller à ce que le dossard soit toujours bien visible et lisible. Le dossard doit être bien fixé et ne peut être plié ou transformé. Lorsque le port de deux dossards est requis, ces derniers doivent être placés au bas et de chaque côté du dos, visibles au centre de la piste et par les spectateurs. Lorsqu'un seul dossard est requis, il doit être placé au centre et au bas du dos. **Les dossards seront distribués lors de la réunion des Chefs d'Equipe.**



- Tous les coureurs doivent avoir leur transpondeur fixé sur leur bicyclette pour toutes les courses. Les transpondeurs seront distribués lors de la réunion des Chefs d'Equipe. Ces derniers devront être retournés une fois que le coureur aura terminé toutes ses épreuves à Swiss Timing.
- Les boîtiers LED pour l'Elimination (Hommes et Femmes) doivent être retirés à côté du podium du chronométrage **une heure avant le départ de chaque épreuve** et retournés au même endroit à l'issue de l'épreuve.
- Les contrôles des bicyclettes doivent s'effectuer avant l'entrée en piste à l'endroit du contrôle du matériel. Les coureurs doivent se présenter pour le contrôle des bicyclettes suffisamment à l'avance avant leur départ. Les contrôles s'effectueront 15 minutes avant le départ de chaque compétition. **Les équipes sont chargées de confirmer que leur équipement de remplacement pour tout événement est conforme aux règlements.** Les commissaires sont autorisés à contrôler à nouveau les bicyclettes et les positions après la course de manière aléatoire. Si la bicyclette ou les positions ont été modifiées hors des limites réglementaires, le coureur peut être disqualifié.

Chefs d'équipes et Entraîneurs

- Seuls les entraîneurs des coureurs qui se trouvent sur la piste sont autorisés sur la zone de sécurité. Ceci est également limité à un entraîneur par coureur.
- L'accès à la piste doit être maintenu libre à tout moment. **Toutes rampes d'accès à la piste doivent être maintenues libre de matériel et de personnel.**
- Les entraîneurs des coureurs ne peuvent rien avoir dans leurs mains dans la zone de sécurité lors des épreuves en peloton.**
- L'accès au podium du starter est uniquement pour les officiels. Toutes les autres personnes ne sont pas autorisées à faire usage du podium. L'accès au podium des cérémonies protocolaire est interdit excepté pour les cérémonies officielles.

Cérémonies protocolaires

- Les coureurs doivent se présenter pour la cérémonie protocolaire dans le délai imparti tête nue, sans bandeau ni lunettes, portant leur équipement de compétition et des chaussures convenables, jusqu'à ce qu'ils quittent l'enceinte de la cérémonie officielle.
- Il est rappelé que pour les cérémonies protocolaires des disciplines par équipes, uniquement les coureurs ayant participé aux finales seront admis sur le podium comme suit :
 - Poursuite par équipe 4,
 - Vitesse par équipes Hommes 3,
 - Vitesse par équipes Femmes 2,

Généralités

- *Le port du casque de sécurité approuvé, correctement ajusté, est toujours obligatoire pour les coureurs roulant sur la surface de la piste et la zone de sécurité.*
- *Les coureurs roulant sur la piste ne peuvent pas porter d'écouteurs reliés à des appareils électroniques tels que radios, appareil de musique, téléphones, etc.*
- *Les vélos de route ne sont pas autorisés sur la piste, y compris la zone de sécurité.*
- *Il est interdit d'entreposer des bicyclettes ou tout autre équipement sur la zone de sécurité de la piste.*
- *Aucune boisson ou nourriture ne sont autorisées sur la zone de sécurité de la piste.*

TITLE SPONSOR



OFFICIAL SPONSORS



INSTITUTIONAL PARTNERS



TECHNICAL INFORMATION – REMINDER OF DISPOSITIONS

General

- In mass start events, the riders shall enter the track from the home straight and leave the track from the back straight.
- A system detecting a false start is installed for time trials and pursuits. For the start, all bikes shall be placed behind the pursuit line utilizing the marks on the track. The starter is the sole judge to stop the race in the case of a false start. A restart will be given immediately.
- In all time trials and pursuits, the blue bands shall be made impassable by the placing of 50 cm long pads of a synthetic material every 5 meters from the pursuit line to the exit of the bend.
- **Riders are forbidden to sit on the track surface.**

On board Technology

- On board technology equipment that has the ability and purpose to collect or transmit data, information or images is authorized. Conditions of utilizations are defined in art. 1.3.024ter and include:
 - Does not affect the bicycle certification (modification) / Non-removable during the race / Information not visible to the rider

Team Sprint

- The qualification heats will be run one team at a time on the track.

Team Pursuit

- During the first round in case of one team catches another, the commissaires will show a red flag to the team being caught. From this moment the team is not allowed to do a relay on pain of disqualification (art. 3.2.097).
- In the qualifying and the first round all teams need to cover the full distance to record a time.
- The team of a rider which has stopped following a mishap shall restart at the end of the qualifying rounds, or at a suitable position not to disrupt the preparation of other teams as decided by the Commissaires' Panel, where applicable with another team in the same situation.

Sprint & 200-meter Time Trial

- Riders shall wear both number panels during the 200 meters Time Trial.

Omnium

- In the case of the Scratch Race, a rider losing two laps will be penalised with a deduction of 40 points as per 3.2.251bis and may be withdrawn. Their ranking will be determined by the number of riders remaining on the track at this moment. They will not score those ranking points.

Elimination

- During the start, holders are allowed to push their riders, but are not allowed to move from their places in order to avoid crashes at the start.
- If no decision can be made about which rider to eliminate, then no riders shall be eliminated until the next sprint. This shall be indicated by a green flag on the start line.
- An eliminated rider shall leave the track immediately, failing which he may be disqualified from the entire Omnium event.
- Coaches or Managers who instruct or encourage their rider to continue racing following the announcement of their elimination, will be penalised by a fine of CHF 200 as per UCI Regulation 12.1.007. Should a Coach or Manager commit a second offence of incorrect behaviour, he/she will be fined CHF 500 and will have their accreditation immediately revoked. Subject to the same penalties, no team representative can approach or try to dispute any decision made by Commissaires during the course of the race.

Madison

- No feeding will be permitted in the Madison race.

INFORMATIONS TECHNIQUES – RAPPEL DES DISPOSITIONS

Général

- Dans les épreuves en peloton, les coureurs montent en piste au côté de la ligne droite d'arrivée et quittent la piste du côté de la ligne droite opposée.
- Un système calculant les faux départs est installé pour les épreuves chronométrées. Au départ, tous les vélos doivent être placés derrière la marque sur la piste. Le starter est le seul juge pour arrêter la course en cas de faux départ. Un nouveau départ sera donné immédiatement.
- La côte d'azur sera rendue impraticable au moyen de bourrelets en matière synthétique d'une longueur de 50 cm, disposés tous les 5 mètres de la ligne de poursuite à la sortie du virage.
- **Les coureurs ne sont pas autorisés à s'asseoir sur la piste.**

Technologie embarquée

- Un équipement technologique embarqué ayant la capacité et pour objet de collecter ou transmettre des données, informations ou images, est autorisé. Les conditions d'utilisation sont définies dans l'article 1.3.024ter et inclut les conditions suivantes :
 - N'affecte pas la certification du vélo / Ne peut pas être retiré pendant la course / L'information n'est pas visible pour le coureur

Vitesse par équipes

- Les manches de qualifications seront effectuées avec une équipe en piste à la fois.

Poursuite par équipes

- Lors du premier tour de compétition, si une équipe est sur le point d'être rejointe, les commissaires le signaleront à l'aide d'un drapeau rouge. A partir de ce moment, l'équipe rejointe ne doit plus passer de relais. Toute désobéissance à cette consigne entraîne la disqualification immédiate de l'équipe (art. 3.2.097).
- Lors du premier tour de compétition, toutes les équipes doivent accomplir la distance totale pour enregistrer leur temps.
- L'équipe qui s'est arrêtée après un accident prendra un nouveau départ à la fin des séries qualificatives, ou à un moment approprié déterminé par le Collège des Commissaires pour ne pas perturber la préparation des autres équipes, le cas échéant avec une autre équipe se trouvant dans le même cas

Vitesse et 200 mètres contre la montre

- Les coureurs doivent porter 2 dossards lors de l'épreuve des 200 mètres.

Omnium

- Dans la course Scratch, un coureur qui perd deux tours sera pénalisé par une déduction de 40 points conformément à l'art. 3.2.251bis et pourrait être retiré. Son classement sera déterminé par le nombre de coureurs restants en piste à ce moment. Il ne manquera pas les points du rang.

Elimination

- Au départ, les teneurs sont autorisés à pousser leur coureur mais ils doivent impérativement rester à leur place (pieds immobiles) pour éviter tout accident.
- Si aucune décision ne peut être prise concernant le coureur à éliminer, aucun coureur ne sera éliminé avant le prochain sprint. Ceci doit être indiqué par un drapeau vert sur la ligne de départ.
- Un coureur éliminé doit quitter la piste immédiatement, faute de quoi il se verra disqualifié de l'Omnium en intégralité.
- Les Entraîneurs ou les Chefs d'Equipes qui ordonnent ou encouragent leur coureur à continuer de courir après l'annonce de leur élimination seront pénalisés par une amende de CHF 200, selon le Règlement UCI 12.1.007. Dans le cas où un Entraîneur ou un Chef d'Equipe commet une deuxième infraction de comportement incorrect, il sera passible d'une amende de CHF 500 et son accréditation lui sera immédiatement retirée. Sous peine des mêmes pénalités, aucun représentant d'équipe ne peut approcher ou tenter de contester toute décision prise par les Commissaires au cours de l'épreuve.

Madison

- *Le ravitaillement pendant la course Madison n'est pas autorisé.*

TITLE SPONSOR



OFFICIAL SPONSORS



INSTITUTIONAL PARTNERS



ANTI-DOPING CONTROL**INFORMATION**

- A certain amount of controls will be conducted under the 2015 Anti-doping Rules of the UCI and CADF procedures and instructions.
- Riders selected for anti-doping will be identified on a list by their race number or their ranking. If applicable, the list will be posted at the finish line and at the entrance of the doping control station immediately after the race.
- The riders selected for the controls will be notified by a chaperon; the notified rider shall remain within sight of the chaperon at all times from the moment of in-person notification until the completion of the sample collection procedure. Team officials should not prevent the chaperons to continuously observe the rider. Should no chaperon be present, the rider shall proceed immediately to the doping control station. The absence of a chaperon shall not excuse the rider for not reporting in time to the doping control station. If the award ceremony takes place immediately after the event, a rider needing to go to the award ceremony will be escorted first to the award ceremony area, then to the press conference and finally to the doping control station.
- Each rider to be tested must present himself at the doping control station as soon as possible and at the latest within 30 (thirty) minutes of finishing the race. If a rider takes part in an official ceremony or attends a press conference, the deadline shall be 30 (thirty) minutes of the end of the ceremony or of the moment that his presence is no longer required at the press conference, whichever is the latest. Riders that have abandoned the race shall proceed immediately to the doping control station.
- Riders must report to the doping control station with their current license; but if it has no photograph, another I.D. with a photo must be presented. Riders may be accompanied by a person of his choice and an interpreter.
- Even if there are chaperons present, ultimately IT IS THE RIDERS' RESPONSIBILITY TO CHECK IF THEY HAVE BEEN SELECTED FOR ANTI-DOPING CONTROLS. If the rider does not attend the test, a violation of the UCI Anti-Doping Rules will be noticed and the rider could be sanctioned in accordance with these rules.
- Any changes related to the localization of the riders participating in the race (hotel name, address and telephone/fax numbers) must be communicated to the UCI as soon as possible; if these changes occur at the last minute, the communication has to be made to the CADF Doping Control Officers (phone number below).

HARGRAVE Karen (FRA)
CADF Doping Control Officer
Phone: 0033 660525809

DESCHASEAUX Claude (FRA)
CADF Doping Control Officer
Phone: 0033 680753053

DUMARCHE Pierre (FRA)
CADF Doping Control Officer
Phone: 0033 660584957

CONTRÔLE ANTIDOPAGE

INFORMATION

- *Un certain nombre de contrôle seront effectués selon le Règlement Antidopage de l'UCI 2015 et les procédures et instructions de la CADF.*
- *Les coureurs sélectionnés pour les contrôles antidopage seront identifiés sur une liste par leur numéro de dossard ou par leur place dans le classement. Le cas échéant, la liste sera affichée à la ligne d'arrivée et à l'entrée du poste de contrôle du dopage immédiatement après la course.*
- *Les coureurs sélectionnés pour un contrôle, seront avisés par une escorte (chaperon); les coureurs ainsi sélectionnés doivent demeurer constamment en contact visuel avec l'escorte du moment de leur notification jusqu'à la fin de la procédure de prélèvement d'échantillon. Le personnel d'encadrement du coureur ne doit pas empêcher l'escorte d'observer le coureur de manière ininterrompue. Si aucune escorte n'est présente, le coureur se rendra immédiatement au poste de contrôle du dopage. L'absence d'une escorte n'excuse pas le coureur de ne pas se présenter à temps au poste de contrôle du dopage. Si la remise du Prix a lieu immédiatement après la manifestation, le coureur ayant besoin d'aller à la cérémonie de remise sera escorté d'abord à la zone de remise des prix, puis à la conférence de presse et enfin au poste de contrôle du dopage.*
- *Chaque coureur qui doit être contrôlé, doit se présenter au local antidopage dès que possible et au plus tard dans les 30 (trente) minutes après avoir fini sa course. Si un coureur prend part à une cérémonie officielle ou participe à une conférence de presse, le délai est de 30 (trente) minutes à partir de la fin de la cérémonie ou du moment que sa présence n'est plus requise à la conférence de presse, selon lequel de ces deux événements est le dernier. Les coureurs qui ont abandonné se présenteront immédiatement au poste de contrôle du dopage.*
- *Les coureurs doivent se présenter avec leur licence ; dans la situation où la licence émise par leur fédération nationale ne comporte pas de photographie, un document officiel avec photo devra être présenté en plus de la licence. Le coureur peut être accompagné d'une personne de son choix et d'un interprète.*
- *Même s'il y a des chaperons présents, IL INCOMBE AUX COUREURS DE VERIFIER S'ILS ONT ETE SELECTIONNES POUR LES CONTROLES ANTIDOPAGE. Selon le règlement antidopage de l'UCI, un cas de non-présentation, une infraction au Règlement Antidopage sera constatée et le coureur pourra être sanctionné conformément à ce règlement.*
- *Tout changement de localisation des coureurs (adresse, numéro de téléphone/fax de l'hôtel) doit être communiqué sans délai à l'UCI ; si ce changement survient à la dernière minute, celui-ci doit être communiqué aux agents de contrôle du dopage CADF (coordonnées ci-dessous).*

HARGRAVE Karen (FRA)

Agent de contrôle du dopage CADF
Téléphone : 0033 660525809

DESCHASEAUX Claude (FRA)

Agent de contrôle du dopage CADF
Téléphone : 0033 680753053

DUMARCHE Pierre (FRA)

Agent de contrôle du dopage CADF
Téléphone : 0033 660584957

LIST OF ENTERED TEAMS / LISTE DES EQUIPES ENGAGEES

AUS	AUSTRALIA / AUSTRALIE
AUT	AUSTRIA / AUTRICHE
AZE	AZERBAIJAN / AZERBAIJAN
BEL	BELGIUM / BELGIQUE
BLR	BELARUS / BIELORUSSIE
BRA	BRAZIL / BRESIL
CAN	CANADA / CANADA
CHN	PEOPLE'S REPUBLIC OF CHINA / REPUBLIQUE POPULAIRE CHINE
COL	COLOMBIA / COLOMBIE
CZE	CZECH REPUBLIC / REPUBLIQUE TCHEQUE
DEN	DENMARK / DANEMARQUE
EGY	EGYPT / EGYPT
ESP	SPAIN / ESPAGNE
FRA	FRANCE / FRANCE
GBR	GREAT BRITAIN / GRANDE-BRETAGNE
GER	GERMANY / ALLEMAGNE
GRE	GREECE / GRECE
HKG	HONG KONG CHINA / HONG KONG CHINE
HUN	HUNGARY / HONGRIE
IND	INDIA / INDE
IRL	IRELAND / IRLANDE
ITA	ITALY / ITALIE
JPN	JAPAN / JAPON
KAZ	KAZAKHSTAN / KAZAKHSTAN
KOR	KOREA / COREE
LTU	LITHUANIA / LITUANIE
MAS	MALAYSIA / MALAISIE
MEX	MEXICO / MEXIQUE
NED	NETHERLANDS / PAYS-BAS
NOR	NORWAY / NORVEGE
POL	POLAND / POLOGNE
POR	PORTUGAL / PORTUGALE
RUS	RUSSIAN FEDERATION / FEDERATION RUSSE
SUI	SWITZERLAND / SUISSE
SUR	SURINAME / SURINAME
SVK	SLOVAKIA / SLOVAQUIE
TPE	CHINESE TAIPEI / TAIPEI CHINOIS
TTO	TRINIDAD AND TOBAGO / TRINITE ET TOBAGO
UKR	UKRAINE / UKRAINE
USA	UNITED STATES OF AMERICA / ETATS-UNIS D'AMERIQUE
VEN	VENEZUELA / VENEZUELA
*BCC	BEAT CYCLING CLUB
*CTF	CYCLING TEAM FRIULI
*DSR	DREAM SEEKER
*HUB	HUUB WATTBIKE TEST TEAM
*JPC	JAPAN PROFESSIONAL CYCLIST ASSOCIATION
*LOK	LOKOSPHINX
*MCT	MARATHON-TULA CYCLING TEAM
*PTM	P2M
*RVL	GAZPROM-RUSVELO
*TIN	TEAM INSPIRED
*TTB	TRACK-TEAM BRANDENBURG
	52

Men
Entry List By Team / Liste des inscrits par équipes

As of THU 29 NOV 2018

Race Number	Team Name	Event	Team Code	UCI Rider ID
AUS - Australia				
56	GLAETZER Matthew	Individual Sprint, Keirin	AUS	10006894559
57	HOWARD Leigh	Team Pursuit, Time Trial, Madison	AUS	10005504227
58	O'BRIEN Kelland	Team Pursuit, Omnium, Madison	AUS	10010790828
59	PORTER Alexander	Team Pursuit	AUS	10009115152
60	SCOTT Cameron	Team Pursuit, Madison	AUS	10010664930
1	WELSFORD Sam	Team Pursuit, Omnium	AUS	10009118081
AUT - Austria				
65	GRAF Andreas	Madison	AUT	10002931606
66	MULLER Andreas	Madison	AUT	10002419021
AZE - Azerbaijan				
67	OMELCHENKO Sergii	Keirin	AZE	10006319633
BCC - Beat Cycling Club				
68	BOS Theo	Team Sprint, Individual Sprint, Keirin, Time Trial	NED	10050887493
69	BUCHLI Matthijs	Team Sprint, Individual Sprint, Keirin	NED	10006900421
70	van den BERG Roy	Team Sprint, Time Trial	NED	10005276578
BEL - Belgium				
72	de KETELE Kenny	Team Pursuit, Madison	BEL	10003246753
73	de PAUW Moreno	Team Pursuit	BEL	10006481196
74	de VYLDER Lindsay	Team Pursuit, Omnium, Madison	BEL	10009009866
4	GHYS Robbe	Team Pursuit, Omnium, Madison	BEL	10009991182
75	THIJSSSEN Gerben	Team Pursuit	BEL	10010771327
BLR - Belarus				
80	AKHRAMENKA Yauheni	Team Pursuit, Madison	BLR	10009050181
81	KARALIOK Yauheni	Team Pursuit, Omnium, Madison	BLR	10009166682
82	RAMANAU Raman	Team Pursuit	BLR	10007891336
6	TSISHKOU Raman	Team Pursuit, Omnium, Madison	BLR	10009033209
BRA - Brazil				
86	FREITAS Kacio	Individual Sprint, Keirin	BRA	10008108574
CAN - Canada				
87	BARRETTE Hugo	Individual Sprint, Keirin	CAN	10007212639
88	CAVES Aidan	Team Pursuit, Omnium, Time Trial	CAN	10008936916
89	FOLEY Michael	Team Pursuit	CAN	10016186654
8	GEE Derek	Team Pursuit, Omnium	CAN	10011114867
90	JAMIESON Adam	Team Pursuit	CAN	10008991981
91	LAMOUREUX Jay	Team Pursuit	CAN	10009524875
CHN - China				
98	GUO Shuai	Team Sprint	CHN	10015339522
99	XU Chao	Team Sprint, Individual Sprint, Keirin	CHN	10007947011
100	ZHOU Yu	Team Sprint	CHN	10052089586
COL - Colombia				
106	QUINTERO CHAVARRO Kevin Santiago	Individual Sprint, Keirin	COL	10010830840

Men
Entry List By Team / Liste des inscrits par équipes

As of THU 29 NOV 2018

Race Number	Team Name	Event	Team Code	UCI Rider ID
CZE - Czech Republic				
109	BABEK Tomas	Team Sprint, Keirin, Time Trial	CZE	10004612534
110	BABOR Daniel	Omnium, Madison	CZE	10015327903
111	KELEMEN Pavel	Team Sprint, Individual Sprint, Keirin	CZE	10006422895
112	LICHNOVSKY Ludek	Madison	CZE	10008993193
11	RUGOVAC Denis	Omnium, Madison	CZE	10007503336
113	SOJKA David	Team Sprint, Individual Sprint	CZE	10008950858
114	WAGNER Robin	Team Sprint, Individual Sprint, Time Trial	CZE	10007294683
DEN - Denmark				
118	FREDERIKSEN Oliver Wulff	Team Pursuit	DEN	10036119144
119	HANSEN Lasse Norman	Team Pursuit, Madison	DEN	10006883344
13	JOHANSEN Julius	Team Pursuit, Omnium, Madison	DEN	10015221102
120	MALMBERG Matias Gunnar	Time Trial	DEN	10036503104
121	PEDERSEN Rasmus	Team Pursuit, Time Trial	DEN	10010826089
122	von FOLSACH Casper	Team Pursuit, Omnium, Madison	DEN	10007509602
ESP - Spain				
126	MARTINEZ CHORRO Alejandro	Team Sprint, Individual Sprint, Time Trial	ESP	10011152354
127	MORA VEDRI Sebastian	Omnium, Madison	ESP	10019037545
128	MORENO SANCHEZ Jose	Team Sprint, Individual Sprint, Keirin, Time Trial	ESP	10007502427
129	PERALTA GASCON Juan	Team Sprint, Individual Sprint, Keirin	ESP	10006552534
15	TORRES BARCELO Albert	Omnium, Madison	ESP	10005934360
FRA - France				
132	CALEYRON Quentin	Team Sprint, Individual Sprint	FRA	10004765209
133	HELAL Rayan	Team Sprint, Individual Sprint, Keirin, Time Trial	FRA	10015683567
134	LAFARGUE Quentin	Team Sprint, Time Trial	FRA	10005930724
135	VIGIER Sebastien	Team Sprint, Individual Sprint, Keirin	FRA	10010678569
GBR - Great Britain				
136	CARLIN Jack	Team Sprint, Keirin	GBR	10009967641
137	CLANCY Edward	Team Pursuit	GBR	10003293233
138	EMADI Kian	Team Pursuit	GBR	10006898502
139	HINDES Philip	Team Sprint, Individual Sprint	GBR	10007499292
140	KENNY Jason	Team Sprint, Individual Sprint, Keirin	GBR	10004599194
141	OWENS Ryan	Team Sprint, Individual Sprint	GBR	10009316024
142	STEWART Mark	Team Pursuit, Omnium, Madison	GBR	10009316327
143	TANFIELD Charlie	Team Pursuit	GBR	10014741455
17	WOOD Oliver	Team Pursuit, Omnium, Madison	GBR	10008663700

Men
Entry List By Team / Liste des inscrits par équipes

As of THU 29 NOV 2018

Race Number	Team Name	Event	Team Code	UCI Rider ID
GER - Germany				
150	BICHLER Timo	Team Sprint	GER	10015171992
151	BOTTICHER Stefan	Team Sprint, Individual Sprint, Keirin	GER	10048325582
152	EILERS Joachim	Team Sprint, Time Trial	GER	10006379247
153	GROSS Felix	Team Pursuit, Time Trial	GER	10010186701
154	KLUGE Roger	Team Pursuit, Madison	GER	10003301620
155	LEVY Maximilian	Team Sprint, Individual Sprint, Keirin	GER	10004601723
156	REINHARDT Theo	Team Pursuit, Madison	GER	10005967403
157	ROHDE Leon	Team Pursuit, Madison	GER	10045481664
158	WEINSTEIN Domenic	Team Pursuit	GER	10007895780
GRE - Greece				
20	VOLIKAKIS Christos	Omnium	GRE	10004633247
HKG - Hong Kong, China				
167	CHEUNG King Lok	Omnium, Madison	HKG	10006278106
21	LEUNG Chun Wing	Omnium, Madison	HKG	10007771401
HUB - Huub Wattbike Test Team				
171	ARCHIBALD John	Team Pursuit	GBR	10019151521
172	BIGHAM Daniel	Team Pursuit, Time Trial	GBR	10011080010
173	LAMBIE Ashton	Team Pursuit	USA	10062511430
174	TANFIELD Harry	Team Pursuit	GBR	10008696840
175	WALE Jonathan	Team Pursuit, Time Trial	GBR	10018038142
HUN - Hungary				
23	LOVASSY Krisztian	Omnium	HUN	10004610413
176	SZALONTAY Sandor	Individual Sprint, Keirin	HUN	10007073506
IRL - Ireland				
179	DOWNEY Mark	Madison	IRL	10009513761
180	ENGLISH Felix	Omnium, Madison	IRL	10007513036
24	MURPHY Jb	Omnium, Madison	IRL	10011040705
ITA - Italy				
189	CECI Francesco	Keirin, Time Trial	ITA	10006073493
190	GIORDANI Carloalberto	Team Pursuit, Madison	ITA	10010713430
191	LAMON Francesco	Team Pursuit, Omnium, Time Trial, Madison	ITA	10008680672
192	PLEBANI Davide	Team Pursuit	ITA	10009184668
193	SCARTEZZINI Michele	Team Pursuit, Madison	ITA	10006891630
26	VIVIANI Elia	Team Pursuit, Omnium	ITA	10005502914
JPC - Japan Professional Cyclist Association				
201	WATANABE Kazunari	Individual Sprint, Keirin	JPN	10003349716
JPN - Japan				
202	AMAGAI Kazuki	Team Sprint	JPN	10005964571
203	FUKAYA Tomohiro	Team Sprint, Individual Sprint	JPN	10005964672
28	KUBOKI Kazushige	Omnium	JPN	10005932138
204	NITTA Yudai	Team Sprint, Individual Sprint, Keirin	JPN	10005727327

Men
Entry List By Team / Liste des inscrits par équipes

As of THU 29 NOV 2018

Race Number	Team Name	Event	Team Code	UCI Rider ID
KAZ - Kazakhstan				
210	CHUGAY Andrey	Team Sprint, Individual Sprint, Keirin	KAZ	10023551075
211	NALYOTOV Maxim	Team Sprint, Individual Sprint	KAZ	10010114555
212	TURAR Assylkhan	Team Pursuit	KAZ	10011044947
213	VASSILENKOV Roman	Team Pursuit	KAZ	10009840531
214	VORZHEV Pavel	Team Sprint, Individual Sprint, Keirin	KAZ	10007828183
30	ZAKHAROV Artyom	Team Pursuit, Omnium	KAZ	10006895569
215	ZHUMAKAN Alisher	Team Pursuit	KAZ	10011212877
KOR - Republic of Korea				
216	IM Jaeyeon	Team Pursuit	KOR	10009468089
217	MIN Kyeongho	Team Pursuit	KOR	10010200744
218	OH Jeseok	Individual Sprint, Keirin	KOR	10010797393
219	PARK Keonwoo	Team Pursuit	KOR	10006407337
220	SHIN Dongin	Team Pursuit	KOR	10008826374
LOK - Lokosphinx				
227	NIKIFOROV Arseny	Team Pursuit	RUS	10010165277
228	NOVIKOV Savva	Team Pursuit	RUS	10014630008
229	SHILOV Sergei	Team Pursuit	RUS	10006412690
230	SOKOLOV Dmitrii	Team Pursuit	RUS	10004520887
231	SVESHNIKOV Kirill	Team Pursuit	RUS	10006795438
LTU - Lithuania				
232	JONAUSKAS Svajunas	Individual Sprint, Keirin	LTU	10009181032
233	LENDEL Vasilijus	Individual Sprint, Keirin	LTU	10009181234
MAS - Malaysia				
236	AWANG Mohd Azizulhasni	Team Sprint, Individual Sprint, Keirin	MAS	10004868370
237	MOHD ZONIS Muhammad Fadhil	Team Sprint, Time Trial	MAS	10010645732
238	SAHROM Muhammad Shah Firdaus	Team Sprint, Individual Sprint, Keirin	MAS	10009150215
MCT - Marathon-Tula Cycling Team				
239	KOVALEV Evgeny	Team Pursuit	RUS	10005408742
240	PROSTOKISHIN Andrey	Team Pursuit	RUS	10009193863
241	SUKHOV Maxim	Team Pursuit	RUS	10010167907
242	ZHURKIN Nikolay	Team Pursuit	RUS	10006450480
MEX - Mexico				
32	PRADO JUAREZ Ignacio	Omnium	MEX	10009023711
NED - Netherlands				
247	BEUKEBOOM Dion	Madison	NED	10007752001
248	HAVIK Yoeri	Madison	NED	10006502014
249	HOOGLAND Jeffrey	Team Sprint, Individual Sprint, Time Trial	NED	10007379761
250	LAVREYSEN Harrie	Team Sprint, Individual Sprint, Keirin	NED	10009535686
251	LIGTLEE Sam	Team Sprint, Individual Sprint, Keirin, Time Trial	NED	10009972994
252	PIETERS Roy	Omnium	NED	10004780565
34	van SCHIP Jan Willem	Omnium, Madison	NED	10008881948
253	van THOENDERDAAL Nils	Team Sprint	NED	10008882049

Men
Entry List By Team / Liste des inscrits par équipes

As of THU 29 NOV 2018

Race Number	Team Name	Event	Team Code	UCI Rider ID
POL - Poland				
259	BIELECKI Maciej	Team Sprint	POL	10005641037
260	CZUBAK Dawid	Team Pursuit, Time Trial	POL	10010115060
261	KAISER Adrian	Team Pursuit	POL	10014244432
262	LIPA Mateusz	Keirin	POL	10007891437
263	MAKSEL Krzysztof	Team Sprint, Individual Sprint, Keirin, Time Trial	POL	10006902239
264	PSZCZOLARSKI Wojciech	Madison	POL	10006903552
265	RUDYK Bartosz	Team Pursuit	POL	10010184172
266	RUDYK Mateusz	Team Sprint, Individual Sprint	POL	10009079382
37	SAJNOK Szymon	Team Pursuit, Omnium	POL	10009640063
267	SARNECKI Rafal	Team Sprint, Individual Sprint	POL	10005953154
268	STANISZEWSKI Daniel	Team Pursuit, Omnium, Madison	POL	10009726050
POR - Portugal				
276	DO REGO Miguel	Omnium, Madison	POR	10010783956
277	MATIAS Joao	Madison	POR	10007815756
38	OLIVEIRA Rui	Omnium, Madison	POR	10009191136
PTM - P2m				
278	ARCHAMBAULT Joel	Individual Sprint, Keirin	CAN	10009307435
RUS - Russian Federation				
279	DMITRIEV Denis	Team Sprint, Individual Sprint, Keirin	RUS	10003100142
280	ERSHOV Artur	Omnium, Madison	RUS	10005747939
281	GONOV Lev	Team Pursuit	RUS	10023524100
39	MANAKOV Viktor	Omnium, Madison	RUS	10006886576
282	MUKHOMEDIAROV Dmitry	Team Pursuit	RUS	10015265659
283	PERKINS Shane Alan	Team Sprint, Individual Sprint, Keirin	RUS	10051694112
284	PISKUNOV Maksim	Madison	RUS	10009692102
285	SMIRNOV Alexandr	Team Pursuit	RUS	10015769150
286	SMIRNOV Ivan	Team Pursuit	RUS	10015314361
287	SYRITSA Gleb	Team Pursuit	RUS	10034936653
288	VASYUKHNO Alexandr	Team Sprint, Time Trial	RUS	10009691593
289	YAKUSHEVSKIY Pavel	Team Sprint, Individual Sprint	RUS	10004640220
SUI - Switzerland				
299	BISSEGGER Stefan	Team Pursuit	SUI	10010118393
41	IMHOF Claudio	Team Pursuit, Omnium, Madison	SUI	10005865551
300	MARGUET Tristan	Madison	SUI	10003301418
301	PASCHE Frank	Team Pursuit	SUI	10007890427
302	SCHIR Thery	Team Pursuit, Omnium, Madison	SUI	10007224258
303	THIERY Cyrille	Team Pursuit	SUI	10006216367
SUR - Suriname				
305	TJON EN FA Jair	Individual Sprint	SUR	10007891538
TIN - Team Inspired				
306	TRUMAN Joseph	Individual Sprint, Keirin, Time Trial	GBR	10017950943

Men
Entry List By Team / Liste des inscrits par équipes

As of THU 29 NOV 2018

Race Number	Team Name	Event	Team Code	UCI Rider ID
TPE - Chinese Taipei				
307	HSIEH Nien Hsing	Time Trial	TPE	10011141846
308	KANG Shih Feng	Keirin	TPE	10010608447
TTB - Track-Team Brandenburg				
310	APPELT Leo	Team Pursuit	GER	10009346538
311	BANUSCH Richard	Team Pursuit	GER	10010184677
312	BOKELOH Jonas	Team Pursuit	GER	10009817289
313	BOMMEL Henning	Time Trial	GER	10002511674
314	ENGLER Eric	Team Sprint, Time Trial	GER	10006665496
315	HENKELMANN Milan	Team Pursuit	GER	10036440759
316	HINZE Carl	Team Sprint	GER	10015992654
317	HOHNE Anton	Team Sprint	GER	10016274964
44	MALCHAREK Moritz	Team Pursuit, Omnium	GER	10009975927
TTO - Trinidad and Tobago				
318	BRAMBLE Keron	Team Sprint, Individual Sprint	TTO	10009307536
319	BROWNE Kwesi	Team Sprint, Keirin	TTO	10009010876
320	PAUL Nicholas	Team Sprint, Individual Sprint, Keirin	TTO	10010821241
321	PHILLIP Njisane	Team Sprint, Individual Sprint	TTO	10006898401
UKR - Ukraine				
322	DZHUS Volodymyr	Team Pursuit	UKR	10007892447
45	HRYNIV Vitaliy	Team Pursuit, Omnium, Madison	UKR	10009033310
323	MALEEV Timur	Team Pursuit	UKR	10009801024
324	SHCHERBAN Vladyslav	Team Pursuit, Omnium, Madison	UKR	10011145280
325	VYNOKUROV Andrii	Individual Sprint, Keirin	UKR	10002418415
VEN - Venezuela				
337	CANELON Hersony	Individual Sprint, Keirin	VEN	10004717719
48	PULGAR Angel	Omnium	VEN	10005511301

Women
Entry List By Team / Liste des inscrits par équipes

As of THU 29 NOV 2018

Race Number	Team Name	Event	Team Code	UCI Rider ID
AUS - Australia				
61	ANKUDINOFF Ashlee	Team Pursuit, Madison	AUS	10006289018
62	BAKER Georgia	Team Pursuit, Omnium	AUS	10007808682
63	CURE Amy	Team Pursuit, Madison	AUS	10006274668
2	EDMONDSON Annette	Team Pursuit, Omnium, Madison	AUS	10006180193
64	MORTON Stephanie	Individual Sprint, Keirin, Team Pursuit	AUS	10006289624
AUT - Austria				
3	EBERHARDT Verena	Omnium	AUT	10008670770
BCC - Beat Cycling Club				
71	van RIESSEN Laurine	Individual Sprint, Keirin	NED	10010579448
BEL - Belgium				
76	BOSSUYT Shari	Team Pursuit	BEL	10015334872
77	CROKET Gilke	Team Pursuit	BEL	10007077647
78	D'HOORE Jolien	Team Pursuit, Madison	BEL	10004779050
79	DOM Annelies	Team Pursuit, Omnium, Madison	BEL	10007860014
5	KOPECKY Lotte	Team Pursuit, Omnium, Madison	BEL	10007350459
BLR - Belarus				
83	PIVOVAROVA Polina	Team Pursuit	BLR	10008920950
84	SALAUYEVA Aksana	Team Pursuit	BLR	10015326990
7	SAVENKA Ina	Team Pursuit, Omnium	BLR	10008946717
85	TSERAKH Hanna	Team Pursuit, Omnium	BLR	10010177910
CAN - Canada				
9	BEVERIDGE Allison	Team Pursuit, Omnium, Madison	CAN	10007211528
92	BONHOMME Ariane	Team Pursuit	CAN	10008664811
93	FOREMAN-MACKEY Annie	Team Pursuit	CAN	10008173040
94	GENEST Lauriane	Team Sprint, Individual Sprint, Keirin	CAN	10011157206
95	GIBSON Kinley	Team Pursuit, Madison	CAN	10008673905
96	ROORDA Stephanie	Team Pursuit, Omnium, Madison	CAN	10003299802
97	WALSH Amelia	Team Sprint, Individual Sprint, Keirin	CAN	10006640036
CHN - China				
101	CHEN Qiaolin	Team Pursuit	CHN	10010041403
102	LIN Junhong	Team Sprint, Time Trial	CHN	10006401172
103	LIU Jiali	Team Pursuit, Omnium	CHN	10010915110
104	WANG Hong	Team Pursuit	CHN	10010857920
10	WANG Xiaofei	Team Pursuit, Omnium	CHN	10062018649
105	ZHONG Tianshi	Team Sprint, Individual Sprint, Keirin	CHN	10006899613
COL - Colombia				
107	BAYONA PINEDA Martha	Individual Sprint, Keirin	COL	10009040279
CTF - Cycling Team Friuli				
108	ANDREOTTI Maila	Individual Sprint, Keirin	ITA	10009062006

Women
Entry List By Team / Liste des inscrits par équipes

As of THU 29 NOV 2018

Race Number	Team Name	Event	Team Code	UCI Rider ID
CZE - Czech Republic				
115	HOCHMANN Lucie	Madison	CZE	10006602246
116	KANKOVSKA Sara	Individual Sprint, Keirin	CZE	10010167402
117	KOHOUTKOVA Katerina	Omnium, Madison	CZE	10010777791
12	MACHACOVA Jarmila	Omnium, Madison	CZE	10004738937
DEN - Denmark				
14	LETH Julie	Omnium, Madison	DEN	10006324279
123	SCHMIDT Trine	Omnium, Madison	DEN	10004631732
DSR - Dream Seeker				
124	KOBAYASHI Yuka	Individual Sprint, Keirin	JPN	10009840733
EGY - Egypt				
125	ZAYED AHMED Ebtissam	Keirin	EGY	10053580255
ESP - Spain				
130	CALVO BARBERO Tania	Team Sprint, Individual Sprint, Keirin, Time Trial	ESP	10006604771
131	CASAS ROIGE Helena	Team Sprint, Individual Sprint, Keirin, Time Trial	ESP	10004616877
16	USABIAGA BALERDI Ana	Omnium	ESP	10005979123
GBR - Great Britain				
18	ARCHIBALD Katie	Team Pursuit, Omnium, Madison	GBR	10008789695
144	BATE Lauren	Team Sprint, Individual Sprint, Keirin, Time Trial	GBR	10014178552
145	KAY Emily	Team Pursuit	GBR	10008678551
146	KENNY Laura	Team Pursuit, Omnium, Madison	GBR	10007189300
147	MARCHANT Katy	Team Sprint, Individual Sprint, Keirin	GBR	10009195883
148	NELSON Emily	Team Pursuit, Madison	GBR	10009513862
149	ROBERTS Jessica	Team Pursuit	GBR	10015331438
GER - Germany				
159	BRAUSSE Franziska	Team Pursuit, Madison	GER	10010169220
160	ERATH Tanja	Team Pursuit	GER	10054395762
161	GRABOSCH Pauline Sophie	Team Sprint, Individual Sprint, Keirin, Time Trial	GER	10010169624
162	HINZE Emma	Team Sprint, Individual Sprint, Keirin	GER	10010652196
19	PALLER Tatjana	Team Pursuit, Omnium	GER	10008688857
163	STOCK Gudrun	Team Pursuit	GER	10008696234
164	SUSSEMILCH Laura	Team Pursuit, Madison	GER	10009081204
165	TEUTENBERG Lea Lin	Omnium, Madison	GER	10016000536
166	WELTE Miriam	Team Sprint, Individual Sprint, Time Trial	GER	10003100950
HKG - Hong Kong, China				
168	LEE Hoi Yan Jessica	Team Sprint, Individual Sprint, Keirin	HKG	10066087191
169	LI Yin Yin	Team Sprint, Individual Sprint	HKG	10010797696
22	PANG Yao	Omnium, Madison	HKG	10008689059
170	YANG Qianyu	Madison	HKG	10008999055
IND - India				
177	CHANU M Sonali	Team Sprint	IND	10050623573
178	DEBORAH Deborah	Team Sprint, Individual Sprint, Keirin	IND	10050874359

Women
Entry List By Team / Liste des inscrits par équipes

As of THU 29 NOV 2018

Race Number	Team Name	Event	Team Code	UCI Rider ID
IRL - Ireland				
25	BOYLAN Lydia	Omnium, Madison	IRL	10008975716
181	GRIFFIN Mia	Team Pursuit	IRL	10062151116
182	GURLEY Lydia	Madison	IRL	10010751119
183	HUGHES Hilary	Team Pursuit	IRL	10062862549
184	McCURLEY Shannon	Omnium, Madison	IRL	10007056631
185	MURPHY Kelly	Team Pursuit	IRL	10015835030
186	SHARPE Alice	Team Pursuit	IRL	10016236063
187	STEWART Robyn	Individual Sprint, Keirin	IRL	10018638431
188	WALSH Orla	Team Pursuit	IRL	10016235255
ITA - Italy				
194	BARBIERI Rachele	Team Pursuit, Omnium, Madison	ITA	10010714743
195	BISSOLATI Elena	Team Sprint, Keirin	ITA	10010713935
196	CONFALONIERI Maria Giulia	Team Pursuit, Madison	ITA	10007278822
197	FIDANZA Martina	Team Pursuit	ITA	10015662349
198	FRAPPORTI Simona	Team Pursuit	ITA	10005497254
199	MANZONI Gloria	Team Sprint, Individual Sprint	ITA	10010181344
27	PATERNOSTER Letizia	Team Pursuit, Omnium, Madison	ITA	10015336387
200	VECE Miriam	Team Sprint, Individual Sprint, Keirin, Time Trial	ITA	10010714137
JPN - Japan				
29	FURUYAMA Kie	Team Pursuit, Omnium, Madison	JPN	10010800124
205	HASHIMOTO Yuya	Team Pursuit, Omnium, Madison	JPN	10010801235
206	NAKAMURA Kisato	Team Pursuit, Madison	JPN	10009020677
207	OHTA Riyu	Individual Sprint, Keirin	JPN	10020981585
208	UWANO Minami	Team Pursuit	JPN	10006552130
209	YOSHIKAWA Miho	Team Pursuit	JPN	10009021081
KOR - Republic of Korea				
221	KIM Hyunji	Team Pursuit	KOR	10007416339
222	KIM Soohyun	Team Sprint	KOR	10010801134
223	KIM Youri	Team Pursuit	KOR	10007890023
224	LEE Hyejin	Team Sprint, Individual Sprint, Keirin	KOR	10007209609
225	LEE Jumi	Team Pursuit	KOR	10005601732
226	NA Ahreum	Team Pursuit	KOR	10006136646
LTU - Lithuania				
31	BALEISYTE Olivija	Omnium	LTU	10010807905
234	KRUPECKAITE Simona	Team Sprint, Individual Sprint, Keirin	LTU	10002501368
235	MAROZAITE Migle	Team Sprint, Individual Sprint, Keirin	LTU	10010640880
MEX - Mexico				
243	ARREOLA NAVARRO Sofia	Madison	MEX	10006501105
244	GAXIOLA GONZALEZ Luz Daniela	Team Sprint, Individual Sprint, Keirin	MEX	10006904461
245	SALAZAR VALLES Jessica	Team Sprint, Individual Sprint, Time Trial	MEX	10008167986
33	SALAZAR VAZQUEZ Lizbeth Yareli	Omnium, Madison	MEX	10009196590
246	VERDUGO OSUNA Yuli	Team Sprint, Individual Sprint, Keirin	MEX	10009727767

Women
Entry List By Team / Liste des inscrits par équipes

As of THU 29 NOV 2018

Race Number	Team Name	Event	Team Code	UCI Rider ID
NED - Netherlands				
254	BRASPENNINCX Shanne	Team Sprint, Individual Sprint, Keirin	NED	10007618524
255	de ZOETE Mylene	Omnium, Madison	NED	10015509977
256	LAMBERINK Kyra	Team Sprint, Time Trial	NED	10009125458
257	LIGTLEE Elis	Team Sprint, Individual Sprint, Keirin, Time Trial	NED	10007722594
35	PIETERS Amy	Omnium, Madison	NED	10004779252
258	WILD Kirsten	Madison	NED	10002919175
NOR - Norway				
36	STENBERG Anita Yvonne	Omnium	NOR	10008956114
POL - Poland				
269	KACZKOWSKA Justyna	Team Pursuit	POL	10010945725
270	KARWACKA Marlena	Team Sprint, Individual Sprint, Keirin, Time Trial	POL	10010098589
271	los Urszula	Team Sprint, Individual Sprint, Keirin, Time Trial	POL	10007793326
272	PIETRZAK Lucja	Team Pursuit	POL	10008690271
273	PIKULIK Daria	Team Pursuit, Madison	POL	10009988556
274	PIKULIK Wiktoria	Team Pursuit, Madison	POL	10010201148
275	PLOSAJ Nikol	Team Pursuit, Madison	POL	10009232966
RUS - Russian Federation				
290	ANTONOVA Natalia	Team Sprint, Time Trial	RUS	10009045636
291	AUGUSTINAS Evgenia	Team Pursuit, Omnium, Madison	RUS	10004623244
40	BADYKOVA Gulnaz	Team Pursuit, Omnium, Madison	RUS	10007739974
292	BALABOLINA Tamara	Team Pursuit	RUS	10007272253
293	GNIDENKO Ekaterina	Team Sprint, Keirin, Time Trial	RUS	10006462305
294	IAKOVENKO Anastasiia	Team Pursuit	RUS	10008676228
295	MALKOVA Daria	Team Pursuit	RUS	10015267578
296	NOVOLODSKAYA Maria	Madison	RUS	10014629705
RVL - Gazprom-Rusvelo				
297	SHMELEVA Daria	Team Sprint, Individual Sprint, Keirin, Time Trial	RUS	10007272455
298	VOINOVA Anastasiia	Team Sprint, Individual Sprint, Keirin, Time Trial	RUS	10007498484
SUI - Switzerland				
304	SEITZ Aline	Omnium, Madison	SUI	10009548319
42	WALDIS Andrea	Omnium, Madison	SUI	10007708551
SVK - Slovakia				
43	BACIKOVA Alzbeta	Omnium	SVK	10006065716
TPE - Chinese Taipei				
309	WANG Tzu Chun	Keirin	TPE	10011088393

Women
Entry List By Team / Liste des inscrits par équipes

As of THU 29 NOV 2018

Race Number	Team Name	Event	Team Code	UCI Rider ID
UKR - Ukraine				
326	BASOVA Liubov	Team Sprint, Individual Sprint, Keirin	UKR	10004594447
327	KLIACHINA Oksana	Team Pursuit, Madison	UKR	10010746570
328	KONONENKO Valeriya	Team Pursuit	UKR	10003836534
46	NAHIRNA Anna	Team Pursuit, Omnium, Madison	UKR	10005510994
329	SHARGA Olena	Team Pursuit	UKR	10006077638
330	SOLOVEI Ganna	Team Pursuit, Madison	UKR	10006645995
331	STARIKOVA Olena	Team Sprint, Individual Sprint, Time Trial	UKR	10009233370
USA - United States				
332	BIRCH Christina	Team Pursuit	USA	10008991678
333	CATLIN Kelly	Team Pursuit	USA	10009726353
334	GEIST Kimberly	Team Pursuit, Omnium, Madison	USA	10004625466
335	RYAN Kendall	Madison	USA	10006655392
47	VALENTE Jennifer	Team Pursuit, Omnium, Madison	USA	10007895881
336	WHITE Emma	Team Pursuit	USA	10009354319

Competition Schedule / Programme des compétitions

As of THU 29 NOV 2018

Date	Session Time	Duration Time	Event
FRI 30 NOV	11:00 / 16:57	102	Women's Team Pursuit Qualifying
		111	Men's Team Pursuit Qualifying
		60	Michael Teuber's UCI PARA-CYCLING HOUR RECORD ATTEMPT
		30	Break
		28	Women's Team Pursuit First Round
		26	Men's Team Pursuit First Round
	18:30 / 21:51	44	Women's Team Sprint Qualifying
		50	Men's Team Sprint Qualifying
		15	Women's Team Pursuit Finals
		11	Women's Team Sprint First Round
		13	Men's Team Sprint First Round
		14	Men's Team Pursuit Finals
		10	Women's Team Pursuit, Victory Ceremony
		10	Men's Team Pursuit, Victory Ceremony
		8	Women's Team Sprint Finals
		8	Men's Team Sprint Finals
		8	Women's Team Sprint, Victory Ceremony
		10	Men's Team Sprint, Victory Ceremony

Note:
Schedule subject to change.

Competition Schedule / Programme des compétitions

As of FRI 30 NOV 2018

Date	Session Time	Duration Time	Event
SAT 1 DEC	12:00 / 16:32	48	Women's Sprint Qualifying
		27	Men's Keirin First Round
		38	Women's Sprint 1/16 Finals
		15	Women's Omnium Scratch Race 1¼
		25	Women's Sprint 1/8 Finals
		27	Men's Keirin First Round Repechage
		16	Women's Sprint Quarterfinals - Race 1
		14	Women's Omnium Tempo Race 2¼
		16	Women's Sprint Quarterfinals - Race 2
		27	Men's 1Km Time Trial Qualifying
		4	Women's Sprint Quarterfinals - Decider
		15	2000m Team Pursuit - Social Programme
	17:45 / 21:30	15	BDR Cyclist of the Year Award Ceremony
		8	Women's Sprint Semifinals - Race 1
		17	Women's Omnium Elimination Race 3¼
		8	Women's Sprint Semifinals - Race 2
		40	Men's Madison Final
		4	Women's Sprint Semifinals - Decider
		30	Women's Omnium Points Race 4¼
		8	Women's Sprint Finals - Race 1
		9	Men's Keirin Second Round
		8	Men's Madison, Victory Ceremony
		8	Women's Omnium, Victory Ceremony
		8	Women's Sprint Finals - Race 2
		24	Men's 1Km Time Trial Final
		10	Men's Keirin Finals
		4	Women's Sprint Finals - Decider
		8	Men's 1Km Time Trial, Victory Ceremony
		8	Men's Keirin, Victory Ceremony
		8	Women's Sprint, Victory Ceremony

Note:
Schedule subject to change.

Competition Schedule / Programme des compétitions

As of SAT 1 DEC 2018

Date	Session Time	Duration Time	Event
SUN 2 DEC	10:00 / 14:22	54	Men's Sprint Qualifying
		23	Women's Keirin First Round
		38	Men's Sprint 1/16 Finals
		16	Men's Omnium Scratch Race 1¼
		25	Men's Sprint 1/8 Finals
		23	Women's Keirin First Round Repechage
		16	Men's Sprint Quarterfinals - Race 1
		15	Men's Omnium Tempo Race 2¼
		16	Men's Sprint Quarterfinals - Race 2
		17	Women's 500m Time Trial Qualifying
		4	Men's Sprint Quarterfinals - Decider
		15	Kids Race
	15:30 / 18:59	8	Men's Sprint Semifinals - Race 1
		17	Men's Omnium Elimination Race 3¼
		8	Men's Sprint Semifinals - Race 2
		30	Women's Madison Final
		4	Men's Sprint Semifinals - Decider
		33	Men's Omnium Points Race 4¼
		8	Men's Sprint Finals - Race 1
		9	Women's Keirin Second Round
		8	Women's Madison, Victory Ceremony
		8	Men's Omnium, Victory Ceremony
		8	Men's Sprint Finals - Race 2
		22	Women's 500m Time Trial Final
		10	Women's Keirin Finals
		4	Men's Sprint Finals - Decider
		8	Women's 500m Time Trial, Victory Ceremony
		8	Women's Keirin, Victory Ceremony
		8	Men's Sprint, Victory Ceremony
		8	World Cup Round Winner

Note:
Schedule subject to change.

DECISIONS / DÉCISIONS
November 30th, 2018 / le 30 novembre 2018

KLUGE Roger (GER, UCI ID 100 033 016 20): warning for participating in a training session for which he was not eligible.

KLUGE Roger (GER, UCI ID 100 033 016 20): avertissement pour la participation dans l'entraînement où il n'était pas admissible.

The UCI carried out 39 bike checks during today's TRACK CYCLING WORLD CUP race.

All the bikes that were tested complied with the UCI Regulations

L'UCI a réalisé 39 contrôles de vélo durant la course TRACK CYCLING WORLD CUP.

Tous les vélos testés sont en conformité avec le règlement UCI.

THE COMMISSAIRES'S PANEL / LE COLLÈGE DES COMMISSAIRES

TITLE SPONSOR



OFFICIAL SPONSORS



INSTITUTIONAL PARTNERS



DECISIONS / DÉCISIONS

December 1th, 2018 / le 1 décembre 2018

MEN'S KEIRIN / KEIRIN HOMMESFirst Round/1er tour de competition

VYNOKOROV Andrii (UKR, UCI ID 100 024 184 15): *warning for entering the sprinter's lane when the opponent was already there. (A8)*

VYNOKOROV Andrii (UKR, UCI ID 100 024 184 15): *avertissement pour être entré dans le couloir des sprinters alors que son adversaire s'y trouvait déjà. (A8)*

WOMEN'S SPRINT/ VITESSE FEMMES1/16 Finals/ 1/16 Finale

GENEST Laurianne (CAN, UCI ID 100 111 572 06): *relegation for not holding her line during the final sprint. (C1)*

GENEST Laurianne (CAN, UCI ID 100 111 572 06): *déclassement pour avoir quitté sa ligne pendant le sprint final. (C1)*

MEN'S KEIRIN / KEIRIN HOMMESSecond Round/2e tour de competition

VYNOKOROV Andrii (UKR, UCI ID 100 024 184 15): *warning for entering the sprinter's lane when the opponent was already there and having been previously warned in round 1. (split D8)*

VYNOKOROV Andrii (UKR, UCI ID 100 024 184 15): *avertissement pour être entré dans le couloir des sprinters alors que son adversaire s'y trouvait déjà et qu'il a déjà été averti dans le 1er tour. (converti en D8)*

The UCI carried out 20 bike checks during today's TRACK CYCLING WORLD CUP race.

All the bikes that were tested complied with the UCI Regulations

L'UCI a réalisé 20 contrôles de vélo durant la course TRACK CYCLING WORLD CUP.

Tous les vélos testés sont en conformité avec le règlement UCI.

THE COMMISSAIRES'S PANEL / LE COLLÈGE DES COMMISSAIRES

DECISIONS / DÉCISIONS

December 2nd, 2018 / le 2 décembre 2018

MEN'S SPRINT / VITESSE HOMMES1/16 Finals/ 1/16 Finale

BARRETTE Hugo (CAN, UCI ID 100 072 126 39): *relegation for entering the sprinter's lane when the opponent was already there. (C8)*

BARRETTE Hugo (CAN, UCI ID 100 072 126 39): *déclassement pour être entré dans le couloir des sprinters alors que son adversaire s'y trouvait déjà. (C8)*

WOMEN'S MADISON / MADISON FEMMES

RYAN Kendall (USA, UCI ID 100 066 553 92): *fine CHF 100.00 for dangerous riding during the race. (B7, 12.1.007)*

RYAN Kendall (USA, UCI ID 100 066 553 92): *amende CHF 100.00 pour manoeuvre dangereuse au cours de l'épreuve. (B7,12.1.007)*

The UCI carried out 19 bike checks during today's TRACK CYCLING WORLD CUP race.

All the bikes that were tested complied with the UCI Regulations

L'UCI a réalisé 19 contrôles de vélo durant la course TRACK CYCLING WORLD CUP.

Tous les vélos testés sont en conformité avec le règlement UCI.

THE COMMISSAIRES'S PANEL / LE COLLÈGE DES COMMISSAIRES

TITLE SPONSOR



OFFICIAL SPONSORS



INSTITUTIONAL PARTNERS



Medallists by Event / Médaillé(e)s par épreuve

As of SUN 2 DEC 2018 at 18:28

AFTER 14 OF 14 EVENTS

Event	Date	Medal	Name	Team Code
Men's Sprint	2 DEC 2018	GOLD	GLAETZER Matthew	AUS
		SILVER	BUCHLI Matthijs	BCC
		BRONZE	HELAL Rayan	FRA
Women's Keirin	2 DEC 2018	GOLD	van RIESSSEN Laurine	BCC
		SILVER	HINZE Emma	GER
		BRONZE	KOBAYASHI Yuka	DSR
Women's 500m Time Trial	2 DEC 2018	GOLD	STARIKOVA Olena	UKR
		SILVER	WELTE Miriam	GER
		BRONZE	SHMELEVA Daria	RVL
Men's Omnium	2 DEC 2018	GOLD	WELSFORD Sam	AUS
		SILVER	TORRES BARCELO Albert	ESP
		BRONZE	van SCHIP Jan Willem	NED
Women's Madison	2 DEC 2018	GOLD	KENNY Laura NELSON Emily	GBR
		SILVER	LETH Julie SCHMIDT Trine	DEN
		BRONZE	D'HOORE Jolien KOPECKY Lotte	BEL
Women's Sprint	1 DEC 2018	GOLD	MORTON Stephanie	AUS
		SILVER	VOINOVA Anastasiia	RVL
		BRONZE	STARIKOVA Olena	UKR
Men's Keirin	1 DEC 2018	GOLD	BUCHLI Matthijs	BCC
		SILVER	GLAETZER Matthew	AUS
		BRONZE	AWANG Mohd Azizulhasni	MAS
Men's 1Km Time Trial	1 DEC 2018	GOLD	EILERS Joachim	GER
		SILVER	LAFARGUE Quentin	FRA
		BRONZE	BOS Theo	BCC
Women's Omnium	1 DEC 2018	GOLD	ARCHIBALD Katie	GBR
		SILVER	PATERNOSTER Letizia	ITA
		BRONZE	VALENTE Jennifer	USA
Men's Madison	1 DEC 2018	GOLD	HANSEN Lasse Norman von FOLSACH Casper	DEN
		SILVER	STEWART Mark WOOD Oliver	GBR
		BRONZE	KLUGE Roger REINHARDT Theo	GER

Medallists by Event / Médaillé(e)s par épreuve

As of SUN 2 DEC 2018 at 18:28

AFTER 14 OF 14 EVENTS

Event	Date	Medal	Name	Team Code
Men's Team Sprint	30 NOV 2018	GOLD	LAVREYSEN Harrie HOOGLAND Jeffrey van THOENDERDAAL Nils LIGTLEE Sam	NED
		SILVER	HINDES Philip KENNY Jason OWENS Ryan CARLIN Jack	GBR
		BRONZE	BICHLER Timo BOTTICHER Stefan EILERS Joachim LEVY Maximilian	GER
Women's Team Sprint	30 NOV 2018	GOLD	SHMELEVA Daria VOINOVA Anastasiia	RVL
		SILVER	HINZE Emma WELTE Miriam GRABOSCH Pauline Sophie	GER
		BRONZE	LIN Junhong ZHONG Tianshi	CHN
Men's Team Pursuit	30 NOV 2018	GOLD	WELSFORD Sam O'BRIEN Kelland PORTER Alexander HOWARD Leigh SCOTT Cameron	AUS
		SILVER	JOHANSEN Julius HANSEN Lasse Norman PEDERSEN Rasmus von FOLSACH Casper	DEN
		BRONZE	GEE Derek CAVES Aidan FOLEY Michael LAMOUREUX Jay JAMIESON Adam	CAN

Medallists by Event / Médaillé(e)s par épreuve

As of SUN 2 DEC 2018 at 18:28

AFTER 14 OF 14 EVENTS

Event	Date	Medal	Name	Team Code
Women's Team Pursuit	30 NOV 2018	GOLD	ARCHIBALD Katie KAY Emily KENNY Laura NELSON Emily ROBERTS Jessica	GBR
		SILVER	EDMONDSON Annette ANKUDINOFF Ashlee BAKER Georgia CURE Amy	AUS
		BRONZE	BEVERIDGE Allison BONHOMME Ariane FOREMAN-MACKEY Annie ROORDA Stephanie GIBSON Kinley	CAN

Note:

All riders who competed for a team in any phase are listed on this output.

Medal Standings / Classement des médailles

As of SUN 2 DEC 2018 at 18:28

AFTER 14 OF 14 EVENTS

Rank	Team Code	Men				Women				Total				Rank by Total
		G	S	B	Tot.	G	S	B	Tot.	G	S	B	Tot.	
1	AUS - Australia	3	1		4	1	1		2	4	2		6	=1
2	GBR - Great Britain		2		2	3			3	3	2		5	2
3	BCC - Beat Cycling Club	1	1	1	3	1			1	2	1	1	4	3
4	GER - Germany	1		2	3		3		3	1	3	2	6	=1
5	DEN - Denmark	1	1		2		1		1	1	2		3	=4
6	RVL - Gazprom-Rusvelo					1	1	1	3	1	1	1	3	=4
7	NED - Netherlands	1		1	2					1		1	2	=5
7	UKR - Ukraine					1		1	2	1		1	2	=5
9	FRA - France		1	1	2						1	1	2	=5
10	ESP - Spain		1		1						1		1	=6
10	ITA - Italy						1		1		1		1	=6
12	CAN - Canada			1	1			1	1			2	2	=5
13	BEL - Belgium							1	1			1	1	=6
13	CHN - China							1	1			1	1	=6
13	DSR - Dream Seeker							1	1			1	1	=6
13	MAS - Malaysia			1	1							1	1	=6
13	USA - United States							1	1			1	1	=6
Total:		7	7	7	21	7	7	7	21	14	14	14	42	

Note:
Rank by Total is calculated by the total number of gold, silver and bronze medals.

Legend:
= Equal sign indicates that two or more Team Codes share the same rank by total
G Gold
S Silver
B Bronze
Tot. Total

Team World Cup Standings / Classement coupe du monde par équipes

As of SUN 2 DEC 2018

Event No 1	Saint-Quentin-en-Yvelines (FRA)	19-21 OCT 2018
Event No 2	Milton (CAN)	26-28 OCT 2018
Event No 3	Berlin (GER)	30 NOV-2 DEC 2018
Event No 4	London (GBR)	14-16 DEC 2018
Event No 5	Cambridge (NZL)	18-20 JAN 2019
Event No 6	Hong-Kong (HKG)	25-27 JAN 2019

Rank	Name	Team Code	Event No 1	Event No 2	Event No 3	Event No 4	Event No 5	Event No 6	Total Points
1	Great Britain	GBR	6837.5	6251.0	5876.0				18964.5
2	Germany	GER	5415.0	4991.0	5885.0				16291.0
3	Australia	AUS	6315.0	3375.0	5225.0				14915.0
4	Netherlands	NED	4636.0	3225.0	5360.0				13221.0
5	France	FRA	5435.0	5687.5	1975.0				13097.5
6	Poland	POL	4839.5	3132.0	3484.5				11456.0
7	Italy	ITA	4551.0	2978.0	3435.0				10964.0
8	Russian Federation	RUS	3740.0	3235.0	3423.5				10398.5
9	New Zealand	NZL	5060.0	4588.5					9648.5
10	Ukraine	UKR	3876.0	1805.0	2725.0				8406.0
11	Denmark	DEN	3055.0	2530.0	2800.0				8385.0
12	Canada	CAN	275.0	3796.0	3227.0				7298.0
13	Spain	ESP	2355.5	2340.5	2272.0				6968.0
14	Belgium	BEL	2110.0	1625.0	2260.0				5995.0
15	Belarus	BLR	2970.0	1515.0	1170.0				5655.0
16	Lithuania	LTU	2021.0	1616.0	1626.0				5263.0
17	United States	USA	170.0	3476.0	1450.0				5096.0
18	Ireland	IRL	2120.0	1511.0	1265.0				4896.0
19	Czech Republic	CZE	1509.5	1454.5	1896.0				4860.0
20	Gazprom-Rusvelo	RVL	1787.5	1126.0	1930.0				4843.5
21	Switzerland	SUI	1710.0	1830.0	975.0				4515.0
22	Hong Kong, China	HKG	2077.0	1787.0	561.0				4425.0
23	Japan	JPN	576.0	2141.0	1682.0				4399.0
24	China	CHN	1207.0	656.0	2522.5				4385.5
25	Beat Cycling Club	BCC	555.0	1350.0	1912.5				3817.5
26	Mexico	MEX		1786.0	1216.0				3002.0
27	Huub Wattbike Test Team	HUB	940.0	1010.0	1000.0				2950.0
28	Colombia	COL	723.5	1004.5	815.0				2543.0
29	Austria	AUT	1585.0	275.0	400.0				2260.0
30	Malaysia	MAS	764.5	685.5	794.5				2244.5
31	Republic of Korea	KOR			1781.0				1781.0
32	Greece	GRE	805.0	400.0	375.0				1580.0
33	Kazakhstan	KAZ	712.0		859.5				1571.5
34	P2m	PTM		1431.0	51.0				1482.0
35	Track-Team Brandenburg	TTB	525.0		910.0				1435.0
36	Portugal	POR	985.0		405.0				1390.0
37	Dream Seeker	DSR	475.0	255.0	480.0				1210.0
38	Japan Professional Cyclist Association	JPC	501.0	485.0	191.0				1177.0
39	Hungary	HUN	565.0	290.0	201.0				1056.0
40	Slovakia	SVK	340.0	425.0	110.0				875.0
41	Norway	NOR	370.0	250.0	225.0				845.0
42	Trinidad and Tobago	TTO			842.5				842.5
43	Giant-Max Success Sports Pro Cycling	MSP	210.0	265.0	101.0				576.0

Team World Cup Standings / Classement coupe du monde par équipes

As of SUN 2 DEC 2018

Rank	Name	Team Code	Event No 1	Event No 2	Event No 3	Event No 4	Event No 5	Event No 6	Total Points
44	Venezuela	VEN	326.0		221.0				547.0
45	Chinese Taipei	TPE			485.0				485.0
46	Eustrak-Euskadi	EUS	420.0						420.0
47	Suriname	SUR	250.0	146.0	1.0				397.0
48	Team Inspired	TIN			395.0				395.0
49	Barbados	BAR	235.0	150.0					385.0
50	Lokosphinx	LOK			380.0				380.0
51	Argentina	ARG	195.0	175.0					370.0
52	Brazil	BRA	191.0	81.0	51.0				323.0
53	Maloja Pushbikers	MPB	310.0						310.0
54	Marathon-Tula Cycling Team	MCT		80.0	220.0				300.0
55	India	IND			266.0				266.0
56	Singapore	SIN	170.0	90.0					260.0
57	T°Red Factory Racing Team	TRD	176.0						176.0
58	Cycling Team Friuli	CTF	82.0		51.0				133.0
59	South Africa	RSA	3.0	81.0					84.0
60	Jamaica	JAM		80.0					80.0
60	Team Drive Phase Sport	DPS		80.0					80.0
62	Egypt	EGY			80.0				80.0
63	Azerbaijan	AZE	1.0	1.0	50.0				52.0
64	Algeria	ALG	50.0						50.0

Number of Entries by Team / Nombre d'inscrits par équipes

As of 2 DEC 2018

Team Code	Men								Women								Total Riders
	Ind. Sprint	Time Trial	Keirin	Omnium	Team Sprint	Team Pursuit	Madison	Riders	Ind. Sprint	Time Trial	Keirin	Omnium	Team Sprint	Team Pursuit	Madison	Riders	
AUS	1	1	1	1		5	2	6	1		1	1		4	2	5	11
AUT							2	2				1				1	3
AZE			1					1									1
BCC	1	1	1		3			3	1		1					1	4
BEL				1		4	2	4				1		4	2	5	9
BLR				1		4	2	4				1		4		4	8
BRA	1		1					1									1
CAN	1	1	1	1		5		6	2		1	1	2	5	2	7	13
CHN	1		1		3			3	1	1	1	1	2	4		6	9
COL	1		1					1	1		1					1	2
CTF									1		1					1	1
CZE	2	1	1	1	3		2	6	1		1	1			2	4	10
DEN		1		1		4	2	4				1			2	2	6
DSR									1		1					1	1
EGY											1					1	1
ESP	2	1	1	1	3		2	5	2	1	1	1	2			3	8
FRA	2	1	1		3			4									4
GBR	2		1	1	4	4	2	9	2	1	1	1	2	5	2	7	16
GER	2	1	1		4	4	2	9	2	1	1	1	3	4	2	8	17
GRE				1				1									1
HKG				1			2	2	2		1	1	2		2	4	6
HUB		1				5		5									5
HUN	1		1	1				2									2
IND									1		1		2			2	2
IRL				1			2	3	1		1	1		4	2	8	11
ITA		1	1	1		4	2	5	1	1	1	1	2	5	2	7	12
JPC	1		1					1									1
JPN	2		1	1	3			4	1		1	1		4	2	5	9
KAZ	2		1	1	3	4		7									7
KOR	1		1			4		5	1		1		2	4		6	11
LOK						4		4									4
LTU	2		1					2	2		1	1	2			3	5
MAS	2	1	1		3			3									3
MCT						4		4									4
MEX				1				1	2	1	1	1	3		2	5	6
NED	2	1	1	1	4		2	6	2	1	1	1	3		2	5	11
NOR												1				1	1
POL	2	1	1	1	3	4	2	11	2	1	1		2	4	2	6	17
POR				1			2	2									2
PTM	1		1					1									1
RUS	2	1	1	1	3	4	2	11		1	1	1	2	4	2	8	19
RVL									2	1	1		2			2	2
SUI				1		4	2	5				1			2	2	7
SUR	1							1									1
SVK												1				1	1
TIN	1	1	1					1									1
TPE		1	1					2			1					1	3
TTB		1		1	3	4		7									7
TTO	2		1		3			3									3
UKR	1		1	1		4	2	5	2	1	1	1	2	4	2	6	11
USA												1		4	2	5	5
VEN	1		1	1				2									2

Number of Entries by Team / Nombre d'inscrits par équipes

As of 2 DEC 2018

Team Code	Men								Women								Total Riders
	Ind. Sprint	Time Trial	Keirin	Omnium	Team Sprint	Team Pursuit	Madison	Riders	Ind. Sprint	Time Trial	Keirin	Omnium	Team Sprint	Team Pursuit	Madison	Riders	
Total	40	17	29	24	48	75	36	174	34	11	26	24	35	63	36	134	308

Index of Communique's by Event

Event / Epreuves	Description	Report	No.	
GENERAL COMMUNIQUE'S / COMMUNIQUE'S GENERAUX				
College of Commissaires	UCI Technical Officials	Officiels Techniques de l'UCI	Information	1
College of Commissaires	General Information	Informations Générales	Information	2
College of Commissaires	Technical Information	Informations Techniques	Information	3
College of Commissaires	Antidoping Control	Contrôle Anti-dopage	Information	4
College of Commissaires	List of Entered Teams	Liste des Equipes Engagées	Information	5
College of Commissaires	Entry List by Team - Men	Liste des Inscrits par Equipes - Hommes	Information	6
College of Commissaires	Entry List by Team - Women	Liste des Inscrits par Equipes - Femmes	Information	7
College of Commissaires	Competition Schedule Day 1	Programme des Compétitions Jour 1	Schedule / Programme	8
College of Commissaires	Competition Schedule Day 2	Programme des Compétitions Jour 2	Schedule / Programme	9
College of Commissaires	Competition Schedule Day 3	Programme des Compétitions Jour 3	Schedule / Programme	10
College of Commissaires	Decisions Day 1	Décisions Jour 1	Information	11
College of Commissaires	Decisions Day 2	Décisions Jour 2	Information	12
College of Commissaires	Decisions Day 3	Décisions Jour 3	Information	13
Day 1	Medallists by Event	Médailles par Epreuve	Standing / Classement	168
Day 1	Medal Standings	Classement des Médailles	Standing / Classement	169
Day 2	Medallists by Event	Médailles par Epreuve	Standing / Classement	170
Day 2	Medal Standings	Classement des Médailles	Standing / Classement	171
Day 3	Medallists by Event	Médailles par Epreuve	Standing / Classement	172
Day 3	Medal Standings	Classement des Médailles	Standing / Classement	173
Final	Team World Cup Standings	Classements Coupe du Monde des équipes	Standing / Classement	174
Final	Number of Entries by Team	Nombre d'Inscrits par Equipes	Standing / Classement	175
College of Commissaires	Index	Table des matières	Information	176
MEN / HOMMES				
M - TEAM SPRINT / H - VITESSE PAR EQUIPES				
Team Sprint	Qualifying	Qualifications	Start List / Liste de départ	14
Team Sprint	1/2 Final	1/2 Finale	Results / Résultats	15
Team Sprint	1/2 Final	1/2 Finale	Start List / Liste de départ	16
Team Sprint	1/2 Final	1/2 Finale	Results / Résultats	17
Team Sprint	Finals 3-4 & 1-2	Finales 3-4 & 1-2	Start List / Liste de départ	18
Team Sprint	Finals 3-4 & 1-2	Finales 3-4 & 1-2	Results / Résultats	19
Team Sprint	World Cup Standings	Classement Coupe du Monde	Standing / Classement	20
M - SPRINT / H - VITESSE				
Sprint 200m t.t.	Qualifying	Qualifications	Start List / Liste de départ	21
Sprint 200m t.t.	1/16 Final	1/16 Finale	Results / Résultats	22
Sprint	1/16 Final	1/16 Finale	Start List / Liste de départ	23
Sprint	1/8 Final	1/8 Finale	Results / Résultats	24
Sprint	1/8 Final	1/8 Finale	Start List / Liste de départ	25
Sprint	1/4 Final	1/4 Finale	Results / Résultats	26
Sprint	1/4 Final	1/4 Finale	Start List / Liste de départ	27
Sprint	1/2 Final	1/2 Finale	Results / Résultats	28
Sprint	1/2 Final	1/2 Finale	Start List / Liste de départ	29
Sprint	1/2 Final	1/2 Finale	Results / Résultats	30
Sprint	Finals 3-4 & 1-2	Finales 3-4 & 1-2	Start List / Liste de départ	31
Sprint	Finals 3-4 & 1-2	Finales 3-4 & 1-2	Results / Résultats	32
Sprint	Summary	Résumé	Results / Résultats	33
Sprint	World Cup Standings	Classement Coupe du Monde	Standing / Classement	34
M - KEIRIN / H - KEIRIN				
Keirin	1st round	1er tour de compétition	Start List / Liste de départ	35
Keirin	1st round	1er tour de compétition	Results / Résultats	36
Keirin	Repechages	Repêchages	Start List / Liste de départ	37
Keirin	Repechages	Repêchages	Results / Résultats	38
Keirin	2nd round	2e tour de compétition	Start List / Liste de départ	39
Keirin	2nd round	2e tour de compétition	Results / Résultats	40
Keirin	Finals places 7-12 & 1-6	Finales places 7-12 & 1-6	Start List / Liste de départ	41
Keirin	Finals places 7-12 & 1-6	Finales places 7-12 & 1-6	Results / Résultats	42
Keirin	World Cup Standings	Classement Coupe du Monde	Standing / Classement	43
M - TEAM PURSUIT / H - POURSUITE PAR EQUIPES				
Team pursuit	Qualifying	Qualifications	Start List / Liste de départ	44
Team pursuit	1/2 Final	1/2 Finale	Results / Résultats	45
Team pursuit	1/2 Final	1/2 Finale	Start List / Liste de départ	46
Team pursuit	1/2 Final	1/2 Finale	Results / Résultats	47
Team pursuit	Finals	Finales	Start List / Liste de départ	48
Team pursuit	Finals	Finales	Results / Résultats	49
Team pursuit	World Cup Standings	Classement Coupe du Monde	Standing / Classement	50
M - OMNIUM / H - OMNIUM				
Omnium I	Scratch 10 km	Scratch 10 km	Start List / Liste de départ	51
Omnium I	Scratch 10 km	Scratch 10 km	Results / Résultats	52
Omnium	Gen. Class. after event 1	Class. Gén. après épreuve 1	Results / Résultats	53
Omnium II	Tempo Race 10 km	Course Tempo 10 km	Start List / Liste de départ	54
Omnium II	Tempo Race 10 km	Course Tempo 10 km	Results / Résultats	55
Omnium	Gen. Class. after event 2	Class. Gén. après épreuve 2	Results / Résultats	56
Omnium III	Elimination	Elimination	Start List / Liste de départ	57
Omnium III	Elimination	Elimination	Results / Résultats	58
Omnium	Gen. Class. after event 3	Class. Gén. après épreuve 3	Results / Résultats	59
Omnium IV	Points Race 25 km	Course aux Points 25 km	Start List / Liste de départ	60
Omnium IV	Points Race 25 km	Course aux Points 25 km	Results / Résultats	61
Omnium	Final Classification	Classement final	Results / Résultats	62
Omnium	World Cup Standings	Classement Coupe du Monde	Standing / Classement	63
M - MADISON / H - MADISON				
Madison 30 km	Final	Finale	Start List / Liste de départ	64
Madison 30 km	Final	Finale	Results / Résultats	65
Madison	World Cup Standings	Classement Coupe du Monde	Standing / Classement	66
M - KILOMETRE T.T. / H - KILOMETRE C.L.M.				
Kilometre t.t.	Qualifying	Qualifications	Start List / Liste de départ	81
Kilometre t.t.	Final	Finale	Results / Résultats	82
Kilometre t.t.	Final	Finale	Start List / Liste de départ	83
Kilometre t.t.	Final	Finale	Results / Résultats	84
Kilometre t.t.	World Cup Standings	Classement Coupe du Monde	Standing / Classement	85

Index of Communique's by Event

Index of Communique's by Event

WOMEN / FEMMES					
W - TEAM SPRINT / F - VITESSE PAR EQUIPES					
Team Sprint	Vitesse par équipes	Qualifying	Qualifications	Start List / Liste de départ	91
Team Sprint	Vitesse par équipes	Qualifying	Qualifications	Results / Résultats	92
Team Sprint	Vitesse par équipes	1/2 Final	1/2 Finale	Start List / Liste de départ	93
Team Sprint	Vitesse par équipes	1/2 Final	1/2 Finale	Results / Résultats	94
Team Sprint	Vitesse par équipes	Finals 3-4 & 1-2	Finales 3-4 & 1-2	Start List / Liste de départ	95
Team Sprint	Vitesse par équipes	Finals 3-4 & 1-2	Finales 3-4 & 1-2	Results / Résultats	96
Team Sprint	Vitesse par équipes	World Cup Standings	Classement Coupe du Monde	Standing / Classement	97
W - SPRINT / F - VITESSE					
Sprint 200m t.t.	Vitesse 200m c.l.m.	Qualifying	Qualifications	Start List / Liste de départ	98
Sprint 200m t.t.	Vitesse 200m c.l.m.	Qualifying	Qualifications	Results / Résultats	99
Sprint	Vitesse	1/16 Final	1/16 Finale	Start List / Liste de départ	100
Sprint	Vitesse	1/16 Final	1/16 Finale	Results / Résultats	101
Sprint	Vitesse	1/8 Final	1/8 Finale	Start List / Liste de départ	102
Sprint	Vitesse	1/8 Final	1/8 Finale	Results / Résultats	103
Sprint	Vitesse	1/4 Final	1/4 Finale	Start List / Liste de départ	104
Sprint	Vitesse	1/4 Final	1/4 Finale	Results / Résultats	105
Sprint	Vitesse	1/2 Final	1/2 Finale	Start List / Liste de départ	106
Sprint	Vitesse	1/2 Final	1/2 Finale	Results / Résultats	107
Sprint	Vitesse	Finals 3-4 & 1-2	Finales 3-4 & 1-2	Start List / Liste de départ	108
Sprint	Vitesse	Finals 3-4 & 1-2	Finales 3-4 & 1-2	Results / Résultats	109
Sprint	Vitesse	Summary	Résumé	Results / Résultats	110
Sprint	Vitesse	World Cup Standings	Classement Coupe du Monde	Results / Résultats	111
W - KEIRIN / F - KEIRIN					
Keirin	Keirin	1st round	1er tour de compétition	Start List / Liste de départ	112
Keirin	Keirin	1st round	1er tour de compétition	Results / Résultats	113
Keirin	Keirin	Repechages	Repêchages	Start List / Liste de départ	114
Keirin	Keirin	Repechages	Repêchages	Results / Résultats	115
Keirin	Keirin	2nd round	2e tour de compétition	Start List / Liste de départ	116
Keirin	Keirin	2nd round	2e tour de compétition	Results / Résultats	117
Keirin	Keirin	Finals places 7-12 & 1-6	Finales places 7-12 & 1-6	Start List / Liste de départ	118
Keirin	Keirin	Finals places 7-12 & 1-6	Finales places 7-12 & 1-6	Results / Résultats	119
Keirin	Keirin	World Cup Standings	Classement Coupe du Monde	Standing / Classement	120
W - TEAM PURSUIT / F - POURSUITE PAR EQUIPES					
Team pursuit	Poursuite par équipes	Qualifying	Qualifications	Start List / Liste de départ	121
Team pursuit	Poursuite par équipes	Qualifying	Qualifications	Results / Résultats	122
Team pursuit	Poursuite par équipes	1/2 Final	1/2 Finale	Start List / Liste de départ	123
Team pursuit	Poursuite par équipes	1/2 Final	1/2 Finale	Results / Résultats	124
Team pursuit	Poursuite par équipes	Finals	Finales	Start List / Liste de départ	125
Team pursuit	Poursuite par équipes	Finals	Finales	Results / Résultats	126
Team pursuit	Poursuite par équipes	World Cup Standings	Classement Coupe du Monde	Standing / Classement	127
W - OMNIUM / F - OMNIUM					
Omnium I	Omnium I	Scratch 10 km	Scratch 10 km	Start List / Liste de départ	128
Omnium I	Omnium I	Scratch 10 km	Scratch 10 km	Results / Résultats	129
Omnium	Omnium	Gen. Class. after event 1	Class. Gén. après épreuve 1	Results / Résultats	130
Omnium II	Omnium II	Tempo Race 10 km	Course Tempo 10 km	Start List / Liste de départ	131
Omnium II	Omnium II	Tempo Race 10 km	Course Tempo 10 km	Results / Résultats	132
Omnium	Omnium	Gen. Class. after event 2	Class. Gén. après épreuve 2	Results / Résultats	133
Omnium III	Omnium III	Elimination	Elimination	Start List / Liste de départ	134
Omnium III	Omnium III	Elimination	Elimination	Results / Résultats	135
Omnium	Omnium	Gen. Class. after event 3	Class. Gén. après épreuve 3	Results / Résultats	136
Omnium IV	Omnium IV	Points Race 25 km	Course aux Points 25 km	Start List / Liste de départ	137
Omnium IV	Omnium IV	Points Race 25 km	Course aux Points 25 km	Results / Résultats	138
Omnium	Omnium	Final Classification	Classement final	Results / Résultats	139
Omnium	Omnium	World Cup Standings	Classement Coupe du Monde	Start List / Liste de départ	140
W - MADISON / F - MADISON					
Madison 20 km	Madison 20 km	Final	Finale	Start List / Liste de départ	141
Madison 20 km	Madison 20 km	Final	Finale	Results / Résultats	142
Madison	Madison	World Cup Standings	Classement Coupe du Monde	Standing / Classement	143
W - 500M T.T. / F - 500M C.L.M.					
500m t.t.	500m c.l.m.	Qualifying	Qualifications	Start List / Liste de départ	158
500m t.t.	500m c.l.m.	Qualifying	Qualifications	Results / Résultats	159
500m t.t.	500m c.l.m.	Final	Finale	Start List / Liste de départ	160
500m t.t.	500m c.l.m.	Final	Finale	Results / Résultats	161
500m t.t.	500m c.l.m.	World Cup Standings	Classement Coupe du Monde	Standing / Classement	162

Men's Team Sprint / Vitesse par équipe hommes
World Cup Standings / Classement coupe du monde
 As of FRI 30 NOV 2018

Event No 1	Saint-Quentin-en-Yvelines (FRA)	19-21 OCT 2018
Event No 2	Milton (CAN)	26-28 OCT 2018
Event No 3	Berlin (GER)	30 NOV-2 DEC 2018
Event No 4	London (GBR)	14-16 DEC 2018
Event No 5	Cambridge (NZL)	18-20 JAN 2019
Event No 6	Hong-Kong (HKG)	25-27 JAN 2019

Rank	Name	Team Code	Event No 1	Event No 2	Event No 3	Event No 4	Event No 5	Event No 6	Total Points
1	NETHERLANDS	NED	750.0	750.0	750.0				2250.0
2	GREAT BRITAIN	GBR	562.5	600.0	675.0				1837.5
3	FRANCE	FRA	675.0	487.5	525.0				1687.5
4	GERMANY	GER	450.0	375.0	600.0				1425.0
5	POLAND	POL	487.5	450.0	412.5				1350.0
6	CZECH REPUBLIC	CZE	412.5	412.5	450.0				1275.0
7	BEAT CYCLING CLUB	BCC		675.0	562.5				1237.5
8	RUSSIAN FEDERATION	RUS	600.0	285.0	307.5				1192.5
9	AUSTRALIA	AUS	525.0	525.0					1050.0
10	SPAIN	ESP	307.5	337.5	285.0				930.0
11	NEW ZEALAND	NZL	285.0	562.5					847.5
12	MALAYSIA	MAS	217.5	262.5	262.5				742.5
13	COLOMBIA	COL	262.5	307.5					570.0
14	PEOPLE'S REPUBLIC OF CHINA	CHN			487.5				487.5
15	KAZAKHSTAN	KAZ	240.0		217.5				457.5
16	JAPAN	JPN			375.0				375.0
17	BELARUS	BLR	375.0						375.0
18	TRINIDAD AND TOBAGO	TTO			337.5				337.5
19	GAZPROM-RUSVELO	RVL	337.5						337.5
20	TRACK-TEAM BRANDENBURG	TTB			240.0				240.0
21	MEXICO	MEX		240.0					240.0

Men's Team Sprint / Vitesse par équipe hommes
Finals / Finales
Results and Final Classification / Résultats et classement final
 Fri 30 Nov 2018 - Race distance: 3 laps

World Record	41.871 GER - Germany	Aguascalientes (MEX)	5 DEC 2013
---------------------	----------------------	----------------------	------------

Rank	Team / Name	Lap 1	Lap 2 Lap 1-2	Time Lap 2-3	Average Speed km/h
------	-------------	-------	------------------	-----------------	--------------------------

Final For Gold

GOLD	1 NED - Netherlands	17.312	29.705	42.467	63.579
	253 van THOENDERDAAL Nils		12.393	12.762	
	250 LAVREYSEN Harrie				
	249 HOOGLAND Jeffrey				
SILVER	2 GBR - Great Britain	17.113	29.778	42.981	62.818
	141 OWENS Ryan		12.665	13.203	
	139 HINDES Philip				
	140 KENNY Jason				

Final For Bronze

BRONZE	3 GER - Germany	17.809	30.589	43.788	61.661
	150 BICHLER Timo		12.780	13.199	
	151 BOTTICHER Stefan				
	152 EILERS Joachim				
	4 BCC - Beat Cycling Club	17.260	29.964	44.220	61.058
	70 van den BERG Roy		12.704	14.256	
	69 BUCHLI Matthijs				
	68 BOS Theo				

Placed after First round

- 5 FRA - France**
 - 135 VIGIER Sebastien
 - 133 HELAL Rayan
 - 134 LAFARGUE Quentin
- 6 CHN - China**
 - 98 GUO Shuai
 - 99 XU Chao
 - 100 ZHOU Yu
- 7 CZE - Czech Republic**
 - 111 KELEMEN Pavel
 - 109 BABEK Tomas
 - 114 WAGNER Robin
- 8 POL - Poland**
 - 259 BIELECKI Maciej
 - 266 RUDYK Mateusz
 - 263 MAKSEL Krzysztof

Did not qualify for First round

- 9 JPN - Japan**
 - 202 AMAGAI Kazuki
 - 204 NITTA Yudai
 - 203 FUKAYA Tomohiro
- 10 TTO - Trinidad and Tobago**
 - 321 PHILLIP Njisane
 - 320 PAUL Nicholas

Men's Team Sprint / Vitesse par équipe hommes
Finals / Finales
Results and Final Classification / Résultats et classement final
 Fri 30 Nov 2018 - Race distance: 3 laps

Rank	Team / Name	Lap 1	Lap 2 Lap 1-2	Time Lap 2-3	Average Speed km/h
11	RUS - Russian Federation				
	279 DMITRIEV Denis				
	289 YAKUSHEVSKIY Pavel				
	283 PERKINS Shane Alan				
12	ESP - Spain				
	126 MARTINEZ CHORRO Alejandro				
	129 PERALTA GASCON Juan				
	128 MORENO SANCHEZ Jose				
13	MAS - Malaysia				
	236 AWANG Mohd Azizulhasni				
	238 SAHROM Muhammad Shah Firdaus				
	237 MOHD ZONIS Muhammad Fadhil				
14	TTB - Track-Team Brandenburg				
	314 ENGLER Eric				
	316 HINZE Carl				
	317 HOHNE Anton				
15	KAZ - Kazakhstan				
	211 NALYOTOV Maxim				
	214 VORZHEV Pavel				
	210 CHUGAY Andrey				

Communiqué approved by the Secretary of the Commissaires Panel:

Note:

Riders are presented in their starting order

30 November-2 December 2018

Men's Team Sprint / Vitesse par équipe hommes
Finals / Finales
Race Analysis / Analyse de course

GOLD

NED - Netherlands				GBR - Great Britain			
Distance	Time	Rank	Lap Time	Distance	Time	Rank	Lap Time
125m	10.595	2		125m	10.586	1	
250m	17.312	2	17.312	250m	17.113	1	17.113
375m	23.491	2		375m	23.367	1	
500m	29.705	1	12.393	500m	29.778	2	12.665
625m	35.954	1		625m	36.308	2	
750m	42.467	1	12.762	750m	42.981	2	13.203

BRONZE

BCC - Beat Cycling Club				GER - Germany			
Distance	Time	Rank	Lap Time	Distance	Time	Rank	Lap Time
125m	10.582	1		125m	10.903	2	
250m	17.260	1	17.260	250m	17.809	2	17.809
375m	23.540	1		375m	24.175	2	
500m	29.964	1	12.704	500m	30.589	2	12.780
625m	37.321	2		625m	37.074	1	
750m	44.220	4	14.256	750m	43.788	3	13.199

Communiqué approved by the Secretary of the Commissaires Panel:

Men's Team Sprint / Vitesse par équipe hommes
Finals / Finales
Start List / Liste de départ

Fri 30 Nov 2018 - Race distance: 3 laps

World Record	41.871 GER - Germany	Aguascalientes (MEX)	5 DEC 2013
---------------------	----------------------	----------------------	------------

Heat	Race Number	Team / Name	Time
FOR BRONZE		BCC - Beat Cycling Club	_____
	70	van den BERG Roy	
	69	BUCHLI Matthijs	
	68	BOS Theo	
		GER - Germany	_____
	150	BICHLER Timo	
	151	BOTTICHER Stefan	
	152	EILERS Joachim	
FOR GOLD		NED - Netherlands	_____
	253	van THOENDERDAAL Nils	
	250	LAVREYSEN Harrie	
	249	HOOGLAND Jeffrey	
		GBR - Great Britain	_____
	141	OWENS Ryan	
	139	HINDES Philip	
	140	KENNY Jason	

Communiqué approved by the Secretary of the Commissaires Panel:

.....

Note:

The composition of the teams may be subject to change up to 30 minutes before the start of the race. Sorted in the order given by the team.

Men's Team Sprint / Vitesse par équipe hommes
First Round / Premier tour
Results / Résultats

Fri 30 Nov 2018 - Race distance: 3 laps

World Record	41.871 GER - Germany	Aguascalientes (MEX)	5 DEC 2013
---------------------	----------------------	----------------------	------------

Heat	Rank	Team / Name	Lap 1	Lap 2 Lap 1-2	Time Lap 2-3	Average Speed km/h			
1	1	GER - Germany	17.808	30.491	43.731	61.741	QB		
		150 BICHLER Timo						12.683	13.240
		151 BOTTICHER Stefan							
		155 LEVY Maximilian							
	2	2	POL - Poland	17.842	30.228	46.674	57.848		
			259 BIELECKI Maciej					12.386	16.446
266 RUDYK Mateusz									
263 MAKSEL Krzysztof									
2	1	BCC - Beat Cycling Club	17.460	30.079	43.420	62.183	QB		
		70 van den BERG Roy						12.619	13.341
		69 BUCHLI Matthijs							
		68 BOS Theo							
	2	2	FRA - France	17.577	30.143	43.807	61.634		
			135 VIGIER Sebastien					12.566	13.664
			133 HELAL Rayan						
			134 LAFARGUE Quentin						
	3	1	GBR - Great Britain	17.246	29.763	42.803	63.080	QG	
			141 OWENS Ryan						12.517
136 CARLIN Jack									
		140 KENNY Jason							
2		2	CHN - China	17.609	30.396	43.864	61.554		
			98 GUO Shuai					12.787	13.468
			99 XU Chao						
			100 ZHOU Yu						
4	1	NED - Netherlands	17.273	29.586	42.586	63.401	QG		
		253 van THOENDERDAAL Nils						12.313	13.000
		250 LAVREYSEN Harrie							
		249 HOOGLAND Jeffrey							
	2	2	CZE - Czech Republic	17.732	30.989	44.384	60.833		
			111 KELEMEN Pavel					13.257	13.395
			109 BABEK Tomas						
			114 WAGNER Robin						

Qualification Rule:

The fastest two winning teams race for the gold and silver medals, and the other two winning teams race for the bronze medal. Losers are classified from 5th to 8th place by their times in the First Round.

Communiqué approved by the Secretary of the Commissaires Panel:

LEGEND

QB Qualified for Bronze **QG** Qualified for Gold

30 November-2 December 2018

Men's Team Sprint / Vitesse par équipe hommes
First Round / Premier tour
Race Analysis / Analyse de course

Heat 1

POL - Poland				GER - Germany			
Distance	Time	Rank	Lap Time	Distance	Time	Rank	Lap Time
125m	10.954	2		125m	10.887	1	
250m	17.842	2	17.842	250m	17.808	1	17.808
375m	24.035	1		375m	24.106	2	
500m	30.228	1	12.386	500m	30.491	2	12.683
625m	38.145	2		625m	36.972	1	
750m	46.674	2	16.446	750m	43.731	1	13.240

Heat 2

FRA - France				BCC - Beat Cycling Club			
Distance	Time	Rank	Lap Time	Distance	Time	Rank	Lap Time
125m	10.865	2		125m	10.757	1	
250m	17.577	2	17.577	250m	17.460	1	17.460
375m	23.886	2		375m	23.744	1	
500m	30.143	2	12.566	500m	30.079	1	12.619
625m	37.071	2		625m	36.646	1	
750m	43.807	2	13.664	750m	43.420	1	13.341

Heat 3

GBR - Great Britain				CHN - China			
Distance	Time	Rank	Lap Time	Distance	Time	Rank	Lap Time
125m	10.670	1		125m	10.810	2	
250m	17.246	1	17.246	250m	17.609	2	17.609
375m	23.446	1		375m	23.946	2	
500m	29.763	1	12.517	500m	30.396	2	12.787
625m	36.182	1		625m	37.019	2	
750m	42.803	1	13.040	750m	43.864	2	13.468

Heat 4

NED - Netherlands				CZE - Czech Republic			
Distance	Time	Rank	Lap Time	Distance	Time	Rank	Lap Time
125m	10.578	1		125m	10.918	2	
250m	17.273	1	17.273	250m	17.732	2	17.732
375m	23.428	1		375m	24.444	2	
500m	29.586	1	12.313	500m	30.989	2	13.257
625m	35.953	1		625m	37.545	2	
750m	42.586	1	13.000	750m	44.384	2	13.395

Communiqué approved by the Secretary of the Commissaires Panel:

Men's Team Sprint / Vitesse par équipe hommes
First Round / Premier tour
Start List / Liste de départ
 Fri 30 Nov 2018 - Race distance: 3 laps

World Record	41.871 GER - Germany	Aguascalientes (MEX)	5 DEC 2013
---------------------	----------------------	----------------------	------------

Heat	Race Number	Team / Name	Time
1		POL - Poland	_____
	259	BIELECKI Maciej	
	266	RUDYK Mateusz	
	263	MAKSEL Krzysztof	
		GER - Germany	_____
	150	BICHLER Timo	
	151	BOTTICHER Stefan	
	155	LEVY Maximilian	
	2		FRA - France
135		VIGIER Sebastien	
133		HELAL Rayan	
134		LAFARGUE Quentin	
		BCC - Beat Cycling Club	_____
70		van den BERG Roy	
68		BOS Theo	
69		BUCHLI Matthijs	
3			GBR - Great Britain
	141	OWENS Ryan	
	136	CARLIN Jack	
	140	KENNY Jason	
		CHN - China	_____
	98	GUO Shuai	
	99	XU Chao	
	100	ZHOU Yu	
	4		NED - Netherlands
253		van THOENDERDAAL Nils	
250		LAVREYSEN Harrie	
249		HOGLAND Jeffrey	
		CZE - Czech Republic	_____
111		KELEMEN Pavel	
109		BABEK Tomas	
114		WAGNER Robin	

Men's Team Sprint / Vitesse par équipe hommes**First Round / Premier tour****Start List / Liste de départ**

Fri 30 Nov 2018 - Race distance: 3 laps

Heat	Race Number	Team / Name	Time
------	----------------	----------------	------

Qualification Rule:

The fastest two winning teams race for the gold and silver medals, and the other two winning teams race for the bronze medal. Losers are classified from 5th to 8th place by their times in the First Round.

Communiqué approved by the Secretary of the Commissaires Panel:

.....

Note:

The composition of the teams may be subject to change up to 30 minutes before the start of the race. Sorted in the order given by the team.

Men's Team Sprint / Vitesse par équipe hommes
Qualifying / Qualifications
Results / Résultats

Fri 30 Nov 2018 - Race distance: 3 laps

World Record	41.871 GER - Germany	Aguascalientes (MEX)	5 DEC 2013
---------------------	----------------------	----------------------	------------

Rank	Team / Name	Lap 1	Lap 2 Lap 1-2	Time Lap 2-3	Average Speed km/h
1	NED - Netherlands 253 van THOENDERDAAL Nils 250 LAVREYSEN Harrie 251 LIGTLEE Sam	17.368 (2)	29.685 (1) 12.317 (1)	42.980 (1) 13.295 (5)	62.820
2	GBR - Great Britain 141 OWENS Ryan 136 CARLIN Jack 140 KENNY Jason	17.204 (1)	29.759 (2) 12.555 (3)	43.045 (2) 13.286 (4)	62.725
3	FRA - France 135 VIGIER Sebastien 133 HELAL Rayan 134 LAFARGUE Quentin	17.686 (7)	30.398 (4) 12.712 (4)	43.570 (3) 13.172 (2)	61.969
4	POL - Poland 259 BIELECKI Maciej 266 RUDYK Mateusz 263 MAKSEL Krzysztof	17.885 (12)	30.308 (3) 12.423 (2)	43.725 (4) 13.417 (6)	61.750
5	GER - Germany 150 BICHLER Timo 151 BOTTICHER Stefan 155 LEVY Maximilian	17.742 (9)	30.593 (7) 12.851 (5)	43.744 (5) 13.151 (1)	61.723
6	BCC - Beat Cycling Club 70 van den BERG Roy 68 BOS Theo 69 BUCHLI Matthijs	17.484 (4)	30.578 (6) 13.094 (11)	43.808 (6) 13.230 (3)	61.633
7	CHN - China 98 GUO Shuai 99 XU Chao 100 ZHOU Yu	17.603 (5)	30.614 (8) 13.011 (8)	44.293 (7) 13.679 (10)	60.958
8	CZE - Czech Republic 111 KELEMEN Pavel 109 BABEK Tomas 114 WAGNER Robin	17.687 (8)	30.748 (10) 13.061 (10)	44.296 (8) 13.548 (8)	60.954
9	JPN - Japan 202 AMAGAI Kazuki 204 NITTA Yudai 203 FUKAYA Tomohiro	17.857 (11)	30.821 (11) 12.964 (6)	44.328 (9) 13.507 (7)	60.910
10	TTO - Trinidad and Tobago 321 PHILLIP Njisane 320 PAUL Nicholas 319 BROWNE Kwesi	17.370 (3)	30.470 (5) 13.100 (12)	44.353 (10) 13.883 (14)	60.875
11	RUS - Russian Federation 279 DMITRIEV Denis 289 YAKUSHEVSKIY Pavel 283 PERKINS Shane Alan	17.632 (6)	30.622 (9) 12.990 (7)	44.459 (11) 13.837 (12)	60.730

Men's Team Sprint / Vitesse par équipe hommes
Qualifying / Qualifications
Results / Résultats

Fri 30 Nov 2018 - Race distance: 3 laps

Rank	Team / Name	Lap 1	Lap 2 Lap 1-2	Time Lap 2-3	Average Speed km/h
12	ESP - Spain	18.103 (15)	31.139 (12)	44.777 (12)	60.299
	126 MARTINEZ CHORRO Alejandro		13.036 (9)	13.638 (9)	
	129 PERALTA GASCON Juan				
	128 MORENO SANCHEZ Jose				
13	MAS - Malaysia	18.098 (14)	31.392 (14)	45.134 (13)	59.822
	236 AWANG Mohd Azizulhasni		13.294 (14)	13.742 (11)	
	238 SAHROM Muhammad Shah Firdaus				
	237 MOHD ZONIS Muhammad Fadhil				
14	TTB - Track-Team Brandenburg	17.988 (13)	31.233 (13)	45.391 (14)	59.483
	314 ENGLER Eric		13.245 (13)	14.158 (15)	
	316 HINZE Carl				
	317 HOHNE Anton				
15	KAZ - Kazakhstan	17.786 (10)	31.886 (15)	45.767 (15)	58.994
	211 NALYOTOV Maxim		14.100 (15)	13.881 (13)	
	214 VORZHEV Pavel				
	210 CHUGAY Andrey				

Qualification Rule:

Fastest 8 teams qualify for the first round.

Communiqué approved by the Secretary of the Commissaires Panel:

30 November-2 December 2018

Men's Team Sprint / Vitesse par équipe hommes
Qualifying / Qualifications
Race Analysis / Analyse de course

Heat 1				Heat 2			
KAZ - Kazakhstan				MAS - Malaysia			
Distance	Time	Rank	Lap Time	Distance	Time	Rank	Lap Time
125m	10.962	11		125m	11.243	15	
250m	17.786	10	17.786	250m	18.098	14	18.098
375m	25.059	15		375m	24.665	14	
500m	31.886	15	14.100	500m	31.392	14	13.294
625m	38.710	15		625m	38.197	14	
750m	45.767	15	13.881	750m	45.134	13	13.742

Heat 3				Heat 4			
TTO - Trinidad and Tobago				JPN - Japan			
Distance	Time	Rank	Lap Time	Distance	Time	Rank	Lap Time
125m	10.754	5		125m	10.960	10	
250m	17.370	3	17.370	250m	17.857	11	17.857
375m	23.883	3		375m	24.286	11	
500m	30.470	5	13.100	500m	30.821	11	12.964
625m	37.214	7		625m	37.476	11	
750m	44.353	10	13.883	750m	44.328	9	13.507

Heat 5				Heat 6			
ESP - Spain				CHN - China			
Distance	Time	Rank	Lap Time	Distance	Time	Rank	Lap Time
125m	11.047	13		125m	10.751	4	
250m	18.103	15	18.103	250m	17.603	5	17.603
375m	24.561	12		375m	24.032	4	
500m	31.139	12	13.036	500m	30.614	8	13.011
625m	37.820	12		625m	37.325	8	
750m	44.777	12	13.638	750m	44.293	7	13.679

Heat 7				Heat 8			
CZE - Czech Republic				POL - Poland			
Distance	Time	Rank	Lap Time	Distance	Time	Rank	Lap Time
125m	10.853	7		125m	10.982	12	
250m	17.687	8	17.687	250m	17.885	12	17.885
375m	24.199	10		375m	24.071	7	
500m	30.748	10	13.061	500m	30.308	3	12.423
625m	37.380	10		625m	36.825	3	
750m	44.296	8	13.548	750m	43.725	4	13.417

Heat 9				Heat 10			
TTB - Track-Team Brandenburg				GER - Germany			
Distance	Time	Rank	Lap Time	Distance	Time	Rank	Lap Time
125m	11.147	14		125m	10.819	6	
250m	17.988	13	17.988	250m	17.742	9	17.742
375m	24.564	13		375m	24.102	8	
500m	31.233	13	13.245	500m	30.593	7	12.851
625m	38.119	13		625m	37.052	5	
750m	45.391	14	14.158	750m	43.744	5	13.151

Heat 11				Heat 12			
RUS - Russian Federation				GBR - Great Britain			
Distance	Time	Rank	Lap Time	Distance	Time	Rank	Lap Time
125m	10.936	9		125m	10.622	2	
250m	17.632	6	17.632	250m	17.204	1	17.204
375m	24.112	9		375m	23.384	1	
500m	30.622	9	12.990	500m	29.759	2	12.555
625m	37.379	9		625m	36.299	2	
750m	44.459	11	13.837	750m	43.045	2	13.286

30 November-2 December 2018

Men's Team Sprint / Vitesse par équipe hommes
Qualifying / Qualifications
Race Analysis / Analyse de course

Heat 13				Heat 14			
Distance	BCC - Beat Cycling Club			Distance	NED - Netherlands		
	Time	Rank	Lap Time		Time	Rank	Lap Time
125m	10.729	3		125m	10.608	1	
250m	17.484	4	17.484	250m	17.368	2	17.368
375m	24.035	5		375m	23.503	2	
500m	30.578	6	13.094	500m	29.685	1	12.317
625m	37.055	6		625m	36.142	1	
750m	43.808	6	13.230	750m	42.980	1	13.295

Heat 15			
Distance	FRA - France		
	Time	Rank	Lap Time
125m	10.901	8	
250m	17.686	7	17.686
375m	24.069	6	
500m	30.398	4	12.712
625m	36.871	4	
750m	43.570	3	13.172

Communiqué approved by the Secretary of the Commissaires Panel:

Men's Team Sprint / Vitesse par équipe hommes
Qualifying / Qualifications
Start List / Liste de départ
 Fri 30 Nov 2018 - Race distance: 3 laps

World Record	41.871 GER - Germany	Aguascalientes (MEX)	5 DEC 2013
---------------------	----------------------	----------------------	------------

Heat	Race Number	Team / Name	Time
1		KAZ - Kazakhstan	_____
	211	NALYOTOV Maxim	
	214	VORZHEV Pavel	
	210	CHUGAY Andrey	
2		MAS - Malaysia	_____
	236	AWANG Mohd Azizulhasni	
	238	SAHROM Muhammad Shah Firdaus	
	237	MOHD ZONIS Muhammad Fadhil	
3		TTO - Trinidad and Tobago	_____
	321	PHILLIP Njisane	
	320	PAUL Nicholas	
	319	BROWNE Kwesi	
4		JPN - Japan	_____
	202	AMAGAI Kazuki	
	204	NITTA Yudai	
	203	FUKAYA Tomohiro	
5		ESP - Spain	_____
	126	MARTINEZ CHORRO Alejandro	
	129	PERALTA GASCON Juan	
	128	MORENO SANCHEZ Jose	
6		CHN - China	_____
	98	GUO Shuai	
	99	XU Chao	
	100	ZHOU Yu	
7		CZE - Czech Republic	_____
	111	KELEMEN Pavel	
	109	BABEK Tomas	
	114	WAGNER Robin	

Men's Team Sprint / Vitesse par équipe hommes
Qualifying / Qualifications
Start List / Liste de départ
 Fri 30 Nov 2018 - Race distance: 3 laps

Heat	Race Number	Team / Name	Time
8		POL - Poland	_____
	259	BIELECKI Maciej	
	266	RUDYK Mateusz	
9		TTB - Track-Team Brandenburg	_____
	314	ENGLER Eric	
	316	HINZE Carl	
10		GER - Germany	_____
	150	BICHLER Timo	
	151	BOTTICHER Stefan	
11		RUS - Russian Federation	_____
	289	YAKUSHEVSKIY Pavel	
	279	DMITRIEV Denis	
12		GBR - Great Britain	_____
	141	OWENS Ryan	
	136	CARLIN Jack	
13		BCC - Beat Cycling Club	_____
	70	van den BERG Roy	
	68	BOS Theo	
14		NED - Netherlands	_____
	253	van THOENDERDAAL Nils	
	250	LAVREYSEN Harrie	
15		FRA - France	_____
	135	VIGIER Sebastien	
	133	HELAL Rayan	
	134	LAFARGUE Quentin	

Men's Team Sprint / Vitesse par équipe hommes
Qualifying / Qualifications
Start List / Liste de départ
Fri 30 Nov 2018 - Race distance: 3 laps

Heat	Race Number	Team / Name	Time
------	----------------	----------------	------

Qualification Rule:

Fastest 8 teams qualify for the first round.

Communiqué approved by the Secretary of the Commissaires Panel:
.....**Note:**

The composition of the teams may be subject to change up to 30 minutes before the start of the race. Sorted in the order given by the team.

Men's Sprint / Vitesse hommes
World Cup Standings / Classement coupe du monde
 As of SUN 2 DEC 2018

Event No 1	Saint-Quentin-en-Yvelines (FRA)	19-21 OCT 2018
Event No 2	Milton (CAN)	26-28 OCT 2018
Event No 3	Berlin (GER)	30 NOV-2 DEC 2018
Event No 4	London (GBR)	14-16 DEC 2018
Event No 5	Cambridge (NZL)	18-20 JAN 2019
Event No 6	Hong-Kong (HKG)	25-27 JAN 2019

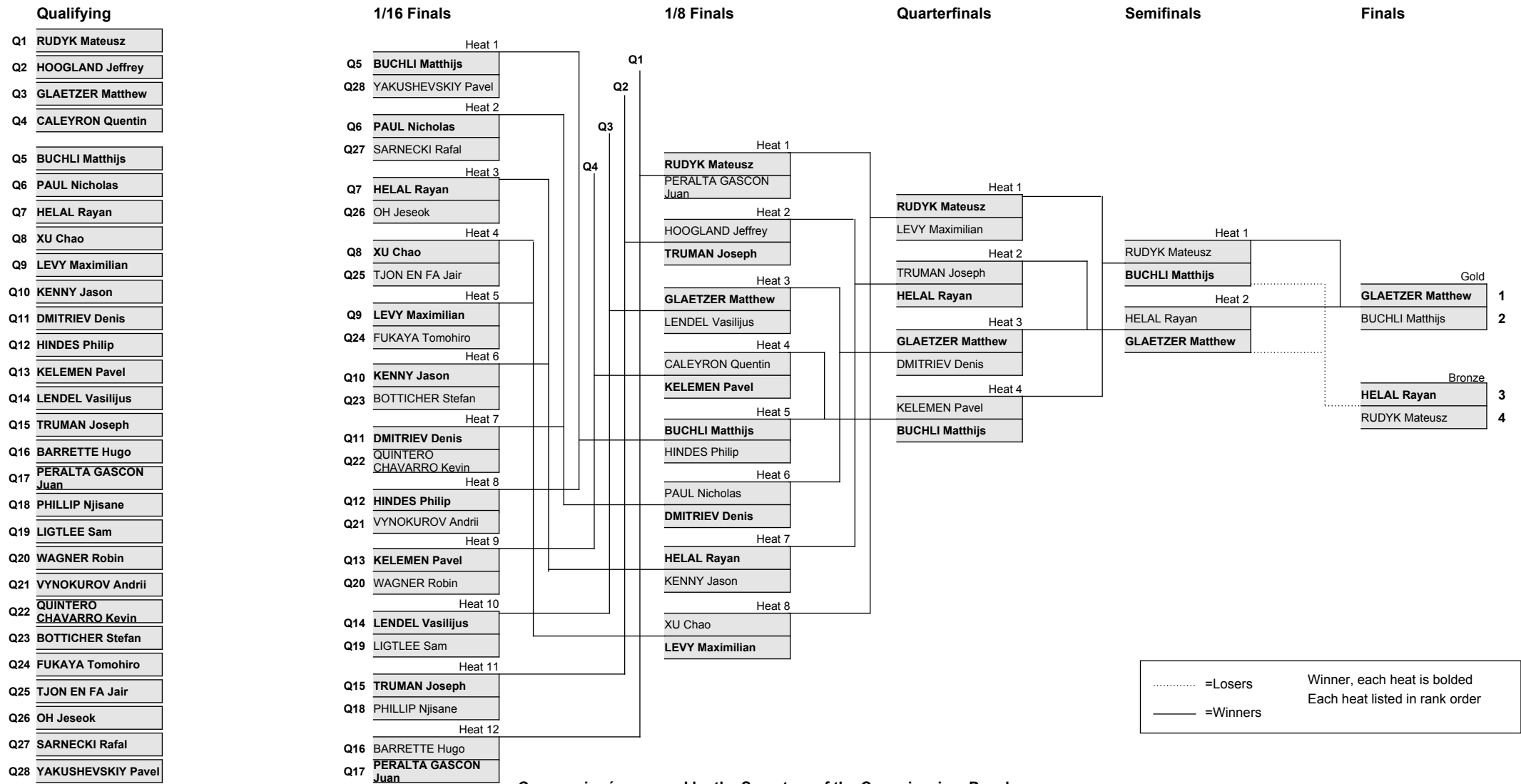
Rank	Name	Team Code	Event No 1	Event No 2	Event No 3	Event No 4	Event No 5	Event No 6	Total Points
1	GLAETZER Matthew	AUS	500.0	500.0	500.0				1500.0
2	HOOGLAND Jeffrey	NED	400.0	400.0	250.0				1050.0
3	RUDYK Mateusz	POL	375.0	250.0	375.0				1000.0
4	LAVREYSEN Harrie	NED	450.0	450.0					900.0
5	DMITRIEV Denis	RUS	175.0	300.0	325.0				800.0
6	LEVY Maximilian	GER	350.0		350.0				700.0
7	BUCHLI Matthijs	BCC	205.0		450.0				655.0
8	BAUGE Gregory	FRA	250.0	350.0					600.0
9	TRUMAN Joseph	GBR	275.0		275.0				550.0
10	KELEMEN Pavel	CZE	100.0	110.0	300.0				510.0
11	LENDEL Vasilijus	LTU	190.0	175.0	145.0				510.0
12	WEBSTER Sam	NZL	300.0	205.0					505.0
13	FUKAYA Tomohiro	JPN	90.0	325.0	50.0				465.0
14	HELAL Rayan	FRA			400.0				400.0
15	HART Nathan	AUS		375.0					375.0
16	HINDES Philip	GBR		190.0	160.0				350.0
17	CARLIN Jack	GBR	325.0						325.0
18	TJON EN FA Jair	SUR	130.0	145.0	1.0				276.0
19	BOS Theo	BCC		275.0					275.0
20	BARRETTE Hugo	CAN		130.0	120.0				250.0
21	YAKUSHEVSKIY Pavel	RUS	160.0	70.0	1.0				231.0
22	MITCHELL Ethan	NZL	110.0	120.0					230.0
23	CALEYRON Quentin	FRA			225.0				225.0
24	D'ALMEIDA Michael	FRA		225.0					225.0
25	SCHMID Jacob	AUS	225.0						225.0
26	ENGLER Eric	GER	145.0	80.0					225.0
27	PAUL Nicholas	TTO			205.0				205.0
28	XU Chao	CHN			190.0				190.0
29	KENNY Jason	GBR			175.0				175.0
30	WAKIMOTO Yuta	JPC	1.0	160.0					161.0
31	KAWABATA Tomoyuki	JPN	70.0	90.0					160.0
32	PERALTA GASCON Juan	ESP	1.0	1.0	130.0				132.0
33	VYNOKUROV Andrii	UKR	1.0	50.0	80.0				131.0
34	QUINTERO CHAVARRO Kevin Santiago	COL	60.0	1.0	70.0				131.0
35	VIGIER Sebastien	FRA	120.0						120.0
36	AWANG Mohd Azizulhasni	MAS	50.0	60.0	1.0				111.0
37	PHILLIP Njisane	TTO			110.0				110.0
38	LIGTLEE Sam	NED			100.0				100.0
39	OWENS Ryan	GBR		100.0					100.0
40	WAGNER Robin	CZE			90.0				90.0
41	SZALONTAY Sandor	HUN	80.0		1.0				81.0
42	BOTTICHER Stefan	GER			60.0				60.0
43	SARNECKI Rafal	POL	1.0	1.0	1.0				3.0

Men's Sprint / Vitesse hommes
World Cup Standings / Classement coupe du monde
 As of SUN 2 DEC 2018

Rank	Name	Team Code	Event No 1	Event No 2	Event No 3	Event No 4	Event No 5	Event No 6	Total Points
44	MORENO SANCHEZ Jose	ESP	1.0	1.0	1.0				3.0
45	JONAUSKAS Svajunas	LTU	1.0	1.0	1.0				3.0
46	SAHROM Muhammad Shah Firdaus	MAS	1.0	1.0	1.0				3.0
47	FREITAS Kacio	BRA	1.0	1.0	1.0				3.0
48	CECHMAN Martin	CZE	1.0	1.0					2.0
49	SPIES Jean	RSA	1.0	1.0					2.0
50	VORZHEV Pavel	KAZ	1.0		1.0				2.0
51	ARCHAMBAULT Joel	PTM		1.0	1.0				2.0
52	CANELON Hersony	VEN	1.0		1.0				2.0
53	RAMIREZ MORALES Santiago	COL	1.0	1.0					2.0
54	LAW Tsz Chun	HKG	1.0	1.0					2.0
55	OH Jeseok	KOR			1.0				1.0
56	DORNBACH Maximilian	GER		1.0					1.0
57	NITTA Yudai	JPN			1.0				1.0
58	WATANABE Kazunari	JPC			1.0				1.0
59	CECI Luca	TRD	1.0						1.0
60	PONOMARYOV Sergey	KAZ	1.0						1.0
61	CHUGAY Andrey	KAZ			1.0				1.0
62	CECI Davide	CTF	1.0						1.0

Men's Sprint / Vitesse hommes

Results Bracket / Tableau des matchs avec résultats



Communiqué approved by the Secretary of the Commissaires Panel:

Men's Sprint / Vitesse hommes
Finals / Finales
Results and Final Classification / Résultats et classement final
 Sun 2 Dec 2018 - Race distance: 3 laps

Rank	Race Number	Name	Team Code	1st Race	2nd Race	Decider
				200m Time:	10.223	10.433
				Average Speed km/h:	70.429	69.012
Final For Gold						
GOLD	1	56 GLAETZER Matthew	AUS	Winner	Winner	
SILVER	2	69 BUCHLI Matthijs	BCC	+0.032	+0.032	
				200m Time:	10.419	10.381
				Average Speed km/h:	69.105	69.357
Final For Bronze						
BRONZE	3	133 HELAL Rayan	FRA	Winner	Winner	
	4	266 RUDYK Mateusz	POL	+0.040	+0.233	

Communiqué approved by the Secretary of the Commissaires Panel:

.....

Men's Sprint / Vitesse hommes
Finals / Finales
Start List / Liste de départ
 Sun 2 Dec 2018 - Race distance: 3 laps

Race Number	Name	Team Code	1st Race	2nd Race	Decider
<i>For Bronze</i>					
		200m Time:			
		Average Speed km/h:			
266	RUDYK Mateusz	POL			
133	HELAL Rayan	FRA			
<i>For Gold</i>					
		200m Time:			
		Average Speed km/h:			
69	BUCHLI Matthijs	BCC			
56	GLAETZER Matthew	AUS			

Communiqué approved by the Secretary of the Commissaires Panel:

.....

Men's Sprint / Vitesse hommes
Semifinals / Demi-finales
Results / Résultats
 Sun 2 Dec 2018 - Race distance: 3 laps

Rank	Race Number	Name	Team Code	1st Race	2nd Race	Decider
			200m Time:	10.296	10.446	
			Average Speed km/h:	69.930	68.926	
Heat 1						
1	69	BUCHLI Matthijs	BCC	Winner	Winner	
2	266	RUDYK Mateusz	POL	+0.143	+0.218	
			200m Time:	10.220	10.316	10.163
			Average Speed km/h:	70.450	69.794	70.845
Heat 2						
1	56	GLAETZER Matthew	AUS	Winner	+0.005	Winner
2	133	HELAL Rayan	FRA	+0.086	Winner	+0.035

Qualification Rule:

The winners race for the gold and silver medals. The losers race for the bronze medal.

Communiqué approved by the Secretary of the Commissaires Panel:

.....

Men's Sprint / Vitesse hommes
Semifinals / Demi-finales
Start List / Liste de départ
 Sun 2 Dec 2018 - Race distance: 3 laps

Race Number	Name	Team Code	1st Race	2nd Race	Decider
Heat 1					
		200m Time:			
		Average Speed km/h:			
266	RUDYK Mateusz	POL			
69	BUCHLI Matthijs	BCC			
Heat 2					
		200m Time:			
		Average Speed km/h:			
133	HELAL Rayan	FRA			
56	GLAETZER Matthew	AUS			

Qualification Rule:

The winners race for the gold and silver medals. The losers race for the bronze medal.

Communiqué approved by the Secretary of the Commissaires Panel:

.....

**Men's Sprint / Vitesse hommes
Quarterfinals / Quart de finales
Results / Résultats**

Sun 2 Dec 2018 - Race distance: 3 laps

Rank	Race Number	Name	Team Code	1st Race	2nd Race	Decider
				200m Time:	10.049	10.090
				Average Speed km/h:	71.649	71.358
Heat 1						
1	266	RUDYK Mateusz	POL	Winner	Winner	
2	155	LEVY Maximilian	GER	+4.984	+0.091	
				200m Time:	10.250	10.295
				Average Speed km/h:	70.244	69.937
Heat 2						
1	133	HELAL Rayan	FRA	Winner	Winner	
2	306	TRUMAN Joseph	TIN	+0.039	+0.048	
				200m Time:	10.220	10.160
				Average Speed km/h:	70.450	70.866
Heat 3						
1	56	GLAETZER Matthew	AUS	Winner	Winner	
2	279	DMITRIEV Denis	RUS	+0.049	+0.448	
				200m Time:	10.271	10.178
				Average Speed km/h:	70.100	70.741
Heat 4						
1	69	BUCHLI Matthijs	BCC	Winner	Winner	
2	111	KELEMEN Pavel	CZE	+0.036	+0.044	

Qualification Rule:

The winner of each heat qualifies to the Semifinals.

Communiqué approved by the Secretary of the Commissaires Panel:

Men's Sprint / Vitesse hommes
Quarterfinals / Quart de finales
Start List / Liste de départ
 Sun 2 Dec 2018 - Race distance: 3 laps

Race Number	Name	Team Code	1st Race	2nd Race	Decider
Heat 1					
		200m Time:			
		Average Speed km/h:			
266	RUDYK Mateusz	POL			
155	LEVY Maximilian	GER			
Heat 2					
		200m Time:			
		Average Speed km/h:			
306	TRUMAN Joseph	TIN			
133	HELAL Rayan	FRA			
Heat 3					
		200m Time:			
		Average Speed km/h:			
56	GLAETZER Matthew	AUS			
279	DMITRIEV Denis	RUS			
Heat 4					
		200m Time:			
		Average Speed km/h:			
111	KELEMEN Pavel	CZE			
69	BUCHLI Matthijs	BCC			

Qualification Rule:

The winner of each heat qualifies to the Semifinals.

 Communiqué approved by the Secretary of the Commissaires Panel:

Men's Sprint / Vitesse hommes
1/8 Finals / 1/8 de finale
Results / Résultats
 Sun 2 Dec 2018 - Race distance: 3 laps

Rank	Race Number	Name	Team Code	
			200m Time:	10.305
			Average Speed km/h:	69.869
Heat 1				
1	266	RUDYK Mateusz	POL	Winner
2	129	PERALTA GASCON Juan	ESP	+0.179
			200m Time:	10.114
			Average Speed km/h:	71.188
Heat 2				
1	306	TRUMAN Joseph	TIN	Winner
2	249	HOOGLAND Jeffrey	NED	+0.037
			200m Time:	10.293
			Average Speed km/h:	69.950
Heat 3				
1	56	GLAETZER Matthew	AUS	Winner
2	233	LENDEL Vasilijus	LTU	+0.079
			200m Time:	10.248
			Average Speed km/h:	70.258
Heat 4				
1	111	KELEMEN Pavel	CZE	Winner
2	132	CALEYRON Quentin	FRA	+0.089
			200m Time:	10.122
			Average Speed km/h:	71.132
Heat 5				
1	69	BUCHLI Matthijs	BCC	Winner
2	139	HINDES Philip	GBR	+0.824
			200m Time:	10.410
			Average Speed km/h:	69.164
Heat 6				
1	279	DMITRIEV Denis	RUS	Winner
2	320	PAUL Nicholas	TTO	+0.063
			200m Time:	10.279
			Average Speed km/h:	70.046
Heat 7				
1	133	HELAL Rayan	FRA	Winner
2	140	KENNY Jason	GBR	+0.149
			200m Time:	10.208
			Average Speed km/h:	70.533
Heat 8				
1	155	LEVY Maximilian	GER	Winner
2	99	XU Chao	CHN	+0.079

Qualification Rule:

The winner of each heat qualifies to the Quarterfinals.

 Communiqué approved by the Secretary of the Commissaires Panel:

Note:

The average speed is taken over the last 200m.

Men's Sprint / Vitesse hommes
1/8 Finals / 1/8 de finale
Start List / Liste de départ
 Sun 2 Dec 2018 - Race distance: 3 laps

Race Number	Name	Team Code	Time
			200m Time:
			Average Speed km/h:
Heat 1			
266	RUDYK Mateusz	POL	
129	PERALTA GASCON Juan	ESP	
			200m Time:
			Average Speed km/h:
Heat 2			
249	HOOGLAND Jeffrey	NED	
306	TRUMAN Joseph	TIN	
			200m Time:
			Average Speed km/h:
Heat 3			
56	GLAETZER Matthew	AUS	
233	LENDEL Vasilijus	LTU	
			200m Time:
			Average Speed km/h:
Heat 4			
132	CALEYRON Quentin	FRA	
111	KELEMEN Pavel	CZE	
			200m Time:
			Average Speed km/h:
Heat 5			
69	BUCHLI Matthijs	BCC	
139	HINDES Philip	GBR	
			200m Time:
			Average Speed km/h:
Heat 6			
320	PAUL Nicholas	TTO	
279	DMITRIEV Denis	RUS	
			200m Time:
			Average Speed km/h:
Heat 7			
133	HELAL Rayan	FRA	
140	KENNY Jason	GBR	
			200m Time:
			Average Speed km/h:
Heat 8			
99	XU Chao	CHN	
155	LEVY Maximilian	GER	

Qualification Rule:

The winner of each heat qualifies to the Quarterfinals.

 Communiqué approved by the Secretary of the Commissaires Panel:

Men's Sprint / Vitesse hommes
1/16 Finals / 1/16 de finale
Results / Résultats
 Sun 2 Dec 2018 - Race distance: 3 laps

Rank	Race Number	Name	Team Code	
			200m Time:	10.468
			Average Speed km/h:	68.781
Heat 1				
1	69	BUCHLI Matthijs	BCC	Winner
2	289	YAKUSHEVSKIY Pavel	RUS	+0.073
			200m Time:	10.256
			Average Speed km/h:	70.203
Heat 2				
1	320	PAUL Nicholas	TTO	Winner
2	267	SARNECKI Rafal	POL	+0.328
			200m Time:	10.282
			Average Speed km/h:	70.025
Heat 3				
1	133	HELAL Rayan	FRA	Winner
2	218	OH Jeseok	KOR	+0.229
			200m Time:	10.299
			Average Speed km/h:	69.910
Heat 4				
1	99	XU Chao	CHN	Winner
2	305	TJON EN FA Jair	SUR	+0.024
			200m Time:	10.380
			Average Speed km/h:	69.364
Heat 5				
1	155	LEVY Maximilian	GER	Winner
2	203	FUKAYA Tomohiro	JPN	+0.010
			200m Time:	10.341
			Average Speed km/h:	69.626
Heat 6				
1	140	KENNY Jason	GBR	Winner
2	151	BOTTICHER Stefan	GER	+0.239
			200m Time:	10.539
			Average Speed km/h:	68.318
Heat 7				
1	279	DMITRIEV Denis	RUS	Winner
2	106	QUINTERO CHAVARRO Kevin Santiago	COL	+0.030
			200m Time:	10.332
			Average Speed km/h:	69.686
Heat 8				
1	139	HINDES Philip	GBR	Winner
2	325	VYNOKUROV Andrii	UKR	+0.108
			200m Time:	10.382
			Average Speed km/h:	69.351
Heat 9				
1	111	KELEMEN Pavel	CZE	Winner
2	114	WAGNER Robin	CZE	+0.051
			200m Time:	10.148
			Average Speed km/h:	70.950
Heat 10				
1	233	LENDEL Vasilijus	LTU	Winner
2	251	LIGTLEE Sam	NED	+0.042

Men's Sprint / Vitesse hommes
1/16 Finals / 1/16 de finale
Results / Résultats
 Sun 2 Dec 2018 - Race distance: 3 laps

Rank	Race Number	Name	Team Code	
			200m Time:	10.258
			Average Speed km/h:	70.189
Heat 11				
1	306	TRUMAN Joseph	TIN	Winner
2	321	PHILLIP Njisane	TTO	+2.227
			200m Time:	10.429
			Average Speed km/h:	69.038
Heat 12				
1	129	PERALTA GASCON Juan	ESP	Winner
	87	BARRETTE Hugo	CAN	REL

Qualification Rule:

The winner of each heat qualifies to the 1/8 Finals.

No 87 BARRETTE Hugo (CAN)

Relegation for entering the sprinter's lane when the opponent was already there

Déclassement pour être entré dans le couloir des sprinters alors que son adversaire s'y trouvait déjà

 Communiqué approved by the Secretary of the Commissaires Panel:

Note:

The average speed is taken over the last 200m.

LEGEND
REL Relegated

Men's Sprint / Vitesse hommes
1/16 Finals / 1/16 de finale
Start List / Liste de départ
 Sun 2 Dec 2018 - Race distance: 3 laps

Race Number	Name	Team Code	Time
			200m Time:
			Average Speed km/h:
Heat 1			
69	BUCHLI Matthijs	BCC	
289	YAKUSHEVSKIY Pavel	RUS	
			200m Time:
			Average Speed km/h:
Heat 2			
320	PAUL Nicholas	TTO	
267	SARNECKI Rafal	POL	
			200m Time:
			Average Speed km/h:
Heat 3			
133	HELAL Rayan	FRA	
218	OH Jeseok	KOR	
			200m Time:
			Average Speed km/h:
Heat 4			
99	XU Chao	CHN	
305	TJON EN FA Jair	SUR	
			200m Time:
			Average Speed km/h:
Heat 5			
155	LEVY Maximilian	GER	
203	FUKAYA Tomohiro	JPN	
			200m Time:
			Average Speed km/h:
Heat 6			
140	KENNY Jason	GBR	
151	BOTTICHER Stefan	GER	
			200m Time:
			Average Speed km/h:
Heat 7			
279	DMITRIEV Denis	RUS	
106	QUINTERO CHAVARRO Kevin Santiago	COL	
			200m Time:
			Average Speed km/h:
Heat 8			
139	HINDES Philip	GBR	
325	VYNOKUROV Andrii	UKR	
			200m Time:
			Average Speed km/h:
Heat 9			
111	KELEMEN Pavel	CZE	
114	WAGNER Robin	CZE	
			200m Time:
			Average Speed km/h:
Heat 10			
233	LENDEL Vasilijus	LTU	
251	LIGTLEE Sam	NED	
			200m Time:
			Average Speed km/h:
Heat 11			
306	TRUMAN Joseph	TIN	
321	PHILLIP Njisane	TTO	

Men's Sprint / Vitesse hommes
1/16 Finals / 1/16 de finale
Start List / Liste de départ
 Sun 2 Dec 2018 - Race distance: 3 laps

Race Number	Name	Team Code	Time
200m Time:			
Average Speed km/h:			
87	BARRETTE Hugo	CAN	
129	PERALTA GASCON Juan	ESP	

Heat 12
Qualification Rule:

The winner of each heat qualifies to the 1/8 Finals.

 Communiqué approved by the Secretary of the Commissaires Panel:

**Men's Sprint / Vitesse hommes
Qualifying / Qualifications
Results / Résultats**

Sun 2 Dec 2018 - Race distance: 200m flying start (3.5 laps)

World Record	9.347	PERVIS Francois	FRA	Aguascalientes (MEX)	6 DEC 2013
---------------------	-------	-----------------	-----	----------------------	------------

Rank	Race Number	Name	Team Code	100m	Time 100-200	Average Speed km/h
1	266	RUDYK Mateusz	POL	4.777 (2)	9.584 4.807 (1)	75.125
2	249	HOOGLAND Jeffrey	NED	4.770 (1)	9.590 4.820 (2)	75.078
3	56	GLAETZER Matthew	AUS	4.795 (3)	9.659 4.864 (3)	74.542
4	132	CALEYRON Quentin	FRA	4.801 (4)	9.704 4.903 (5)	74.196
5	69	BUCHLI Matthijs	BCC	4.826 (6)	9.757 4.931 (8)	73.793
6	320	PAUL Nicholas	TTO	4.802 (5)	9.765 4.963 (14)	73.733
7	133	HELAL Rayan	FRA	4.856 (11)	9.768 4.912 (6)	73.710
8	99	XU Chao	CHN	4.845 (10)	9.774 4.929 (7)	73.665
9	155	LEVY Maximilian	GER	4.831 (7)	9.777 4.946 (10)	73.642
10	140	KENNY Jason	GBR	4.899 (18)	9.792 4.893 (4)	73.529
11	279	DMITRIEV Denis	RUS		9.793	73.522
12	139	HINDES Philip	GBR	4.837 (8)	9.795 4.958 (11)	73.507
13	111	KELEMEN Pavel	CZE	4.863 (13)	9.799 4.936 (9)	73.477
14	233	LENDEL Vasilijus	LTU	4.839 (9)	9.805 4.966 (15)	73.432
15	306	TRUMAN Joseph	TIN	4.856 (11)	9.816 4.960 (12)	73.350
16	87	BARRETTE Hugo	CAN	4.867 (14)	9.827 4.960 (12)	73.268
17	129	PERALTA GASCON Juan	ESP	4.904 (21)	9.872 4.968 (16)	72.934
18	321	PHILLIP Njisane	TTO	4.876 (15)	9.874 4.998 (23)	72.919
19	251	LIGTLEE Sam	NED	4.900 (19)	9.884 4.984 (18)	72.845
20	114	WAGNER Robin	CZE	4.902 (20)	9.886 4.984 (18)	72.830
21	325	VYNOKUROV Andrii	UKR	4.907 (22)	9.892 4.985 (20)	72.786
22	106	QUINTERO CHAVARRO Kevin Santiago	COL	4.923 (25)	9.900 4.977 (17)	72.727

**Men's Sprint / Vitesse hommes
Qualifying / Qualifications
Results / Résultats**

Sun 2 Dec 2018 - Race distance: 200m flying start (3.5 laps)

Rank	Race Number	Name	Team Code	100m	Time 100-200	Average Speed km/h
23	151	BOTTICHER Stefan	GER	4.912 (23)	9.904 4.992 (21)	72.698
24	203	FUKAYA Tomohiro	JPN	4.898 (17)	9.926 5.028 (27)	72.537
25	305	TJON EN FA Jair	SUR	4.912 (23)	9.938 5.026 (26)	72.449
26	218	OH Jeseok	KOR	4.938 (28)	9.942 5.004 (24)	72.420
27	267	SARNECKI Rafal	POL	4.950 (31)	9.943 4.993 (22)	72.413
28	289	YAKUSHEVSKIY Pavel	RUS	4.892 (16)	9.950 5.058 (30)	72.362
29	204	NITTA Yudai	JPN	4.946 (30)	9.954 5.008 (25)	72.333
30	176	SZALONTAY Sandor	HUN	4.934 (27)	9.968 5.034 (29)	72.231
31	201	WATANABE Kazunari	JPC	4.927 (26)	10.012 5.085 (33)	71.914
32	236	AWANG Mohd Azizulhasni	MAS	4.945 (29)	10.017 5.072 (31)	71.878
33	337	CANELON Hersony	VEN	5.009 (35)	10.038 5.029 (28)	71.727
34	214	VORZHEV Pavel	KAZ	4.976 (32)	10.051 5.075 (32)	71.635
35	278	ARCHAMBAULT Joel	PTM	5.003 (34)	10.170 5.167 (37)	70.796
36	238	SAHROM Muhammad Shah Firdaus	MAS	4.985 (33)	10.178 5.193 (39)	70.741
37	232	JONAUSKAS Svajunas	LTU	5.029 (36)	10.195 5.166 (36)	70.623
38	128	MORENO SANCHEZ Jose	ESP	5.061 (39)	10.201 5.140 (34)	70.581
39	210	CHUGAY Andrey	KAZ	5.046 (37)	10.205 5.159 (35)	70.554
40	86	FREITAS Kacio	BRA	5.059 (38)	10.243 5.184 (38)	70.292

Qualification Rule:

Top 4 riders qualify for 1/8 Finals. 5th to 28th places qualify for 1/16 Finals.

Communiqué approved by the Secretary of the Commissaires Panel:

**Men's Sprint / Vitesse hommes
Qualifying / Qualifications
Start List / Liste de départ**

Sun 2 Dec 2018 - Race distance: 200m flying start (3.5 laps)

World Record	9.347 PERVIS Francois	FRA	Aguascalientes (MEX)	6 DEC 2013
---------------------	-----------------------	-----	----------------------	------------

Order	Race Number	Name	Team Code	Time
1	210	CHUGAY Andrey	KAZ	_____
2	278	ARCHAMBAULT Joel	PTM	_____
3	140	KENNY Jason	GBR	_____
4	204	NITTA Yudai	JPN	_____
5	251	LIGTLEE Sam	NED	_____
6	218	OH Jeseok	KOR	_____
7	306	TRUMAN Joseph	TIN	_____
8	267	SARNECKI Rafal	POL	_____
9	132	CALEYRON Quentin	FRA	_____
10	128	MORENO SANCHEZ Jose	ESP	_____
11	114	WAGNER Robin	CZE	_____
12	337	CANELON Hersony	VEN	_____
13	321	PHILLIP Njisane	TTO	_____
14	99	XU Chao	CHN	_____
15	86	FREITAS Kacio	BRA	_____
16	238	SAHROM Muhammad Shah Firdaus	MAS	_____
17	139	HINDES Philip	GBR	_____
18	176	SZALONTAY Sandor	HUN	_____
19	151	BOTTICHER Stefan	GER	_____
20	232	JONAUSKAS Svajunas	LTU	_____
21	111	KELEMEN Pavel	CZE	_____
22	69	BUCHLI Matthijs	BCC	_____
23	106	QUINTERO CHAVARRO Kevin Santiago	COL	_____
24	129	PERALTA GASCON Juan	ESP	_____
25	201	WATANABE Kazunari	JPC	_____
26	133	HELAL Rayan	FRA	_____
27	325	VYNOKUROV Andrii	UKR	_____
28	203	FUKAYA Tomohiro	JPN	_____
29	214	VORZHEV Pavel	KAZ	_____
30	236	AWANG Mohd Azizulhasni	MAS	_____
31	320	PAUL Nicholas	TTO	_____
32	289	YAKUSHEVSKIY Pavel	RUS	_____
33	305	TJON EN FA Jair	SUR	_____
34	155	LEVY Maximilian	GER	_____
35	87	BARRETTE Hugo	CAN	_____

**Men's Sprint / Vitesse hommes
Qualifying / Qualifications
Start List / Liste de départ**

Sun 2 Dec 2018 - Race distance: 200m flying start (3.5 laps)

Order	Race Number	Name	Team Code	Time
36	279	DMITRIEV Denis	RUS	_____
37	266	RUDYK Mateusz	POL	_____
38	233	LENDEL Vasilijus	LTU	_____
39	249	HOOGLAND Jeffrey	NED	_____
40	56	GLAETZER Matthew	AUS	_____

Qualification Rule:

Top 4 riders qualify for 1/8 Finals. 5th to 28th places qualify for 1/16 Finals.

Communiqué approved by the Secretary of the Commissaires Panel:

Men's Keirin / Keirin hommes
World Cup Standings / Classement coupe du monde
 As of SAT 1 DEC 2018

Event No 1	Saint-Quentin-en-Yvelines (FRA)	19-21 OCT 2018
Event No 2	Milton (CAN)	26-28 OCT 2018
Event No 3	Berlin (GER)	30 NOV-2 DEC 2018
Event No 4	London (GBR)	14-16 DEC 2018
Event No 5	Cambridge (NZL)	18-20 JAN 2019
Event No 6	Hong-Kong (HKG)	25-27 JAN 2019

Rank	Name	Team Code	Event No 1	Event No 2	Event No 3	Event No 4	Event No 5	Event No 6	Total Points
1	BUCHLI Matthijs	BCC		400.0	500.0				900.0
2	WAKIMOTO Yuta	JPC	500.0	325.0					825.0
3	VIGIER Sebastien	FRA		375.0	375.0				750.0
4	DAWKINS Edward	NZL	450.0	275.0					725.0
5	GLAETZER Matthew	AUS	250.0		450.0				700.0
6	AWANG Mohd Azizulhasni	MAS	175.0	120.0	400.0				695.0
7	QUINTERO CHAVARRO Kevin Santiago	COL	120.0	225.0	350.0				695.0
8	KENNY Jason	GBR		500.0	110.0				610.0
9	MAKSEL Krzysztof	POL	400.0	190.0					590.0
10	LAVREYSEN Harrie	NED		250.0	325.0				575.0
11	BARRETTE Hugo	CAN		450.0	110.0				560.0
12	CANELON Hersony	VEN	325.0		110.0				435.0
13	BABEK Tomas	CZE	80.0	350.0					430.0
14	CECI Francesco	ITA	80.0	120.0	190.0				390.0
15	PERKINS Shane Alan	RUS	175.0		205.0				380.0
16	CARLIN Jack	GBR	375.0						375.0
17	PERALTA GASCON Juan	ESP	80.0	175.0	110.0				365.0
18	BOS Theo	BCC	350.0						350.0
19	VORZHEV Pavel	KAZ	300.0		50.0				350.0
20	LENDEL Vasilijus	LTU	80.0	80.0	190.0				350.0
21	KAWABATA Tomoyuki	JPN	225.0	120.0					345.0
22	VYNOKUROV Andrii	UKR	120.0	205.0					325.0
23	FREITAS Kacio	BRA	190.0	80.0	50.0				320.0
24	BOTTICHER Stefan	GER			300.0				300.0
25	CONSTABLE Patrick	AUS		300.0					300.0
26	NOVIK Uladzislau	BLR	120.0	175.0					295.0
27	SZALONTAY Sandor	HUN	175.0		110.0				285.0
28	TRUMAN Joseph	TIN			275.0				275.0
29	PERVIS Francois	FRA	275.0						275.0
30	NITTA Yudai	JPN			250.0				250.0
31	XU Chao	CHN			225.0				225.0
32	ARCHAMBAULT Joel	PTM		175.0	50.0				225.0
33	JURCZYK Marc	GER	205.0						205.0
34	BROWNE Kwesi	TTO			190.0				190.0
34	KANG Shih Feng	TPE			190.0				190.0
34	KELEMEN Pavel	CZE			190.0				190.0
34	WATANABE Kazunari	JPC			190.0				190.0
38	DORNBACH Maximilian	GER		175.0					175.0
39	CECI Luca	TRD	175.0						175.0
40	TJON EN FA Jair	SUR	120.0	1.0					121.0
41	DUBCHENKO Aleksandr	RUS		120.0					120.0
42	OH Jeseok	KOR			110.0				110.0
43	SPIES Jean	RSA	1.0	80.0					81.0

Men's Keirin / Keirin hommes
World Cup Standings / Classement coupe du monde
 As of SAT 1 DEC 2018

Rank	Name	Team Code	Event No 1	Event No 2	Event No 3	Event No 4	Event No 5	Event No 6	Total Points
44	VERDUGO OSUNA Edgar Ismael	MEX		80.0					80.0
45	OMELCHENKO Sergii	AZE	1.0	1.0	50.0				52.0
46	LIPA Mateusz	POL			50.0				50.0
47	LAW Tsz Chun	HKG		1.0					1.0
48	LIGTLEE Sam	NED	1.0						1.0
48	LIU Kuan	CHN	1.0						1.0

Men's Keirin / Keirin hommes
Finals / Finales
Results / Résultats
 Sat 1 Dec 2018 - Race distance: 6 laps

Rank	Race Number	Name	Team Code	Time Behind
				200m Time: 10.483
				Average Speed km/h: 68.683
Final 1-6				
1	69	BUCHLI Matthijs	BCC	
2	56	GLAETZER Matthew	AUS	+0.213
3	236	AWANG Mohd Azizulhasni	MAS	+0.240
4	135	VIGIER Sebastien	FRA	+0.258
5	106	QUINTERO CHAVARRO Kevin Santiago	COL	+0.317
6	250	LAVREYSEN Harrie	NED	+0.326
				200m Time: 10.358
				Average Speed km/h: 69.511
Final 7-12				
7	151	BOTTICHER Stefan	GER	
8	306	TRUMAN Joseph	TIN	+0.034
9	204	NITTA Yudai	JPN	+0.086
10	99	XU Chao	CHN	+0.158
11	283	PERKINS Shane Alan	RUS	+0.170
Did not qualify from First round				
13	111	KELEMEN Pavel	CZE	
13	189	CECI Francesco	ITA	
13	201	WATANABE Kazunari	JPC	
13	233	LENDEL Vasilijus	LTU	
13	308	KANG Shih Feng	TPE	
13	319	BROWNE Kwesi	TTO	
19	87	BARRETTE Hugo	CAN	
19	129	PERALTA GASCON Juan	ESP	
19	140	KENNY Jason	GBR	
19	176	SZALONTAY Sandor	HUN	
19	218	OH Jeseok	KOR	
19	337	CANELON Hersony	VEN	
25	67	OMELCHENKO Sergii	AZE	
25	86	FREITAS Kacio	BRA	
25	214	VORZHEV Pavel	KAZ	
25	262	LIPA Mateusz	POL	
25	278	ARCHAMBAULT Joel	PTM	
Did not qualify from First round				
	325	VYNOKUROV Andrii	UKR	DSQ

Men's Keirin / Keirin hommes
Finals / Finales
Results / Résultats
Sat 1 Dec 2018 - Race distance: 6 laps

Rank	Race Number	Name	Team Code	Time Behind
------	-------------	------	-----------	-------------

Communiqué approved by the Secretary of the Commissaires Panel:

.....

LEGEND**DSQ** Disqualified

Men's Keirin / Keirin hommes
Finals / Finales
Start List / Liste de départ
 Sat 1 Dec 2018 - Race distance: 6 laps

Race Number	Name	Team Code
Final 7-12		
99	XU Chao	CHN
151	BOTTICHER Stefan	GER
204	NITTA Yudai	JPN
283	PERKINS Shane Alan	RUS
306	TRUMAN Joseph	TIN
Final 1-6		
56	GLAETZER Matthew	AUS
69	BUCHLI Matthijs	BCC
106	QUINTERO CHAVARRO Kevin Santiago	COL
135	VIGIER Sebastien	FRA
236	AWANG Mohd Azizulhasni	MAS
250	LAVREYSEN Harrie	NED

Communiqué approved by the Secretary of the Commissaires Panel:

.....

Men's Keirin / Keirin hommes
Second Round / Deuxième tour
Results / Résultats
 Sat 1 Dec 2018 - Race distance: 6 laps

Rank	Race Number	Name	Team Code	Time Behind
				200m Time: 10.194
				Average Speed km/h: 70.630
Heat 1				
1	69	BUCHLI Matthijs	BCC	
2	236	AWANG Mohd Azizulhasni	MAS	+0.138
3	135	VIGIER Sebastien	FRA	+0.344
4	204	NITTA Yudai	JPN	+0.405
5	283	PERKINS Shane Alan	RUS	+3.274
	325	VYNOKUROV Andrii	UKR	DSQ
				200m Time: 10.242
				Average Speed km/h: 70.299
Heat 2				
1	56	GLAETZER Matthew	AUS	
2	250	LAVREYSEN Harrie	NED	+0.215
3	106	QUINTERO CHAVARRO Kevin Santiago	COL	+0.255
4	151	BOTTICHER Stefan	GER	+0.275
5	306	TRUMAN Joseph	TIN	+0.368
6	99	XU Chao	CHN	+1.336

Qualification Rule:

The first three riders in each heat qualify to final 1-6, all other riders advance to final 7-12.

No 325 VYNOKUROV Andrii (UKR)

Disqualification for entering the sprinter's lane when the opponent was already there and having been previously warned in round 1.

Disqualification pour être entré dans le couloir des sprinters alors que son adversaire s'y trouvait déjà et qu'il a déjà été averti dans le round 1.

Communiqué approved by the Secretary of the Commissaires Panel:

.....

LEGEND

DSQ Disqualified

Men's Keirin / Keirin hommes
Second Round / Deuxième tour
Start List / Liste de départ
 Sat 1 Dec 2018 - Race distance: 6 laps

Race Number	Name	Team Code
Heat 1		
69	BUCHLI Matthijs	BCC
135	VIGIER Sebastien	FRA
204	NITTA Yudai	JPN
236	AWANG Mohd Azizulhasni	MAS
283	PERKINS Shane Alan	RUS
325 w	VYNOKUROV Andrii	UKR
Heat 2		
56	GLAETZER Matthew	AUS
99	XU Chao	CHN
106	QUINTERO CHAVARRO Kevin Santiago	COL
151	BOTTICHER Stefan	GER
250	LAVREYSEN Harrie	NED
306	TRUMAN Joseph	TIN

Qualification Rule:

The first three riders in each heat qualify to final 1-6, all other riders advance to final 7-12.

Communiqué approved by the Secretary of the Commissaires Panel:

.....

LEGEND

w Warning

Men's Keirin / Keirin hommes
First Round Repechage / Repêchage premier tour
Results / Résultats

Sat 1 Dec 2018 - Race distance: 6 laps

Rank	Race Number	Name	Team Code	Time Behind
				200m Time: 10.237
				Average Speed km/h: 70.333
Heat 1				
1	306	TRUMAN Joseph	TIN	
2	319	BROWNE Kwesi	TTO	+0.071
3	337	CANELON Hersony	VEN	+0.270
4	86	FREITAS Kacio	BRA	+0.323
				200m Time: 10.460
				Average Speed km/h: 68.834
Heat 2				
1	283	PERKINS Shane Alan	RUS	
2	233	LENDEL Vasilijus	LTU	+0.056
3	218	OH Jeseok	KOR	+0.129
4	278	ARCHAMBAULT Joel	PTM	+0.377
				200m Time: 9.994
				Average Speed km/h: 72.043
Heat 3				
1	204	NITTA Yudai	JPN	
2	308	KANG Shih Feng	TPE	+0.595
3	140	KENNY Jason	GBR	+0.653
4	67	OMELCHENKO Sergii	AZE	+1.369
				200m Time: 10.371
				Average Speed km/h: 69.424
Heat 4				
1	99	XU Chao	CHN	
2	189	CECI Francesco	ITA	+0.024
3	129	PERALTA GASCON Juan	ESP	+0.107
				200m Time: 10.100
				Average Speed km/h: 71.287
Heat 5				
1	250	LAVREYSEN Harrie	NED	
2	111	KELEMEN Pavel	CZE	+0.022
3	87	BARRETTE Hugo	CAN	+0.112
4	262	LIPA Mateusz	POL	+0.701
				200m Time: 10.250
				Average Speed km/h: 70.244
Heat 6				
1	69	BUCHLI Matthijs	BCC	
2	201	WATANABE Kazunari	JPC	+0.081
3	176	SZALONTAY Sandor	HUN	+0.161
4	214	VORZHEV Pavel	KAZ	+0.312

Qualification Rule:

The winner of each heat qualifies to the Second round.

Men's Keirin / Keirin hommes
First Round Repechage / Repêchage premier tour
Results / Résultats

Sat 1 Dec 2018 - Race distance: 6 laps

Rank	Race Number	Name	Team Code	Time Behind
------	-------------	------	-----------	-------------

Communiqué approved by the Secretary of the Commissaires Panel:

Men's Keirin / Keirin hommes
First Round Repechage / Repêchage premier tour
Start List / Liste de départ
 Sat 1 Dec 2018 - Race distance: 6 laps

Race Number	Name	Team Code
Heat 1		
86	FREITAS Kacio	BRA
306	TRUMAN Joseph	TIN
319	BROWNE Kwesi	TTO
337	CANELON Hersony	VEN
Heat 2		
218	OH Jeseok	KOR
233	LENDEL Vasilijus	LTU
278	ARCHAMBAULT Joel	PTM
283	PERKINS Shane Alan	RUS
Heat 3		
67	OMELCHENKO Sergii	AZE
140	KENNY Jason	GBR
204	NITTA Yudai	JPN
308	KANG Shih Feng	TPE
Heat 4		
99	XU Chao	CHN
129	PERALTA GASCON Juan	ESP
189	CECI Francesco	ITA
Heat 5		
87	BARRETTE Hugo	CAN
111	KELEMEN Pavel	CZE
250	LAVREYSEN Harrie	NED
262	LIPA Mateusz	POL
Heat 6		
69	BUCHLI Matthijs	BCC
176	SZALONTAY Sandor	HUN
201	WATANABE Kazunari	JPC
214	VORZHEV Pavel	KAZ

Qualification Rule:

The winner of each heat qualifies to the Second round.

 Communiqué approved by the Secretary of the Commissaires Panel:

Men's Keirin / Keirin hommes
First Round / Premier tour
Results / Résultats
 Sat 1 Dec 2018 - Race distance: 6 laps

Rank	Race Number	Name	Team Code	Time Behind
				200m Time: 10.217
				Average Speed km/h: 70.471
Heat 1				
1	325	VYNOKUROV Andrii	UKR	
2	319	BROWNE Kwesi	TTO	+0.039
3	201	WATANABE Kazunari	JPC	+0.120
4	233	LENDEL Vasilijus	LTU	+0.255
				200m Time: 10.339
				Average Speed km/h: 69.639
Heat 2				
1	106	QUINTERO CHAVARRO Kevin Santiago	COL	
2	283	PERKINS Shane Alan	RUS	+0.107
3	250	LAVREYSEN Harrie	NED	+0.214
4	86	FREITAS Kacio	BRA	+0.325
5	140	KENNY Jason	GBR	+0.377
				200m Time: 10.005
				Average Speed km/h: 71.964
Heat 3				
1	151	BOTTICHER Stefan	GER	
2	204	NITTA Yudai	JPN	+0.081
3	129	PERALTA GASCON Juan	ESP	+0.606
4	262	LIPA Mateusz	POL	+0.624
5	214	VORZHEV Pavel	KAZ	+0.637
				200m Time: 10.657
				Average Speed km/h: 67.561
Heat 4				
1	135	VIGIER Sebastien	FRA	
2	99	XU Chao	CHN	+0.091
3	308	KANG Shih Feng	TPE	+0.199
4	176	SZALONTAY Sandor	HUN	+0.250
5	87	BARRETTE Hugo	CAN	+0.477
				200m Time: 10.104
				Average Speed km/h: 71.259
Heat 5				
1	236	AWANG Mohd Azizulhasni	MAS	
2	111	KELEMEN Pavel	CZE	+0.015
3	278	ARCHAMBAULT Joel	PTM	+0.839
4	67	OMELCHENKO Sergii	AZE	+0.918
5	337	CANELON Hersony	VEN	+1.214

Men's Keirin / Keirin hommes
First Round / Premier tour
Results / Résultats
 Sat 1 Dec 2018 - Race distance: 6 laps

Rank	Race Number	Name	Team Code	Time Behind
				200m Time: 10.067
				Average Speed km/h: 71.521
Heat 6				
1	56	GLAETZER Matthew	AUS	
2	69	BUCHLI Matthijs	BCC	+0.267
3	306	TRUMAN Joseph	TIN	+0.440
4	189	CECI Francesco	ITA	+0.530
5	218	OH Jeseok	KOR	+0.659

Qualification Rule:

The first rider in each heat qualify to the Second round, all other riders advance to the First round repechages.

No 325 VYNOKUROV Andrii (UKR)

Warning for entering the sprinter's lane when the opponent was already there

Avertissement pour être entré dans le couloir des sprinters alors que son adversaire s'y trouvait déjà

Communiqué approved by the Secretary of the Commissaires Panel:

.....

Men's Keirin / Keirin hommes
First Round / Premier tour
Start List / Liste de départ
 Sat 1 Dec 2018 - Race distance: 6 laps

Race Number	Name	Team Code
Heat 1		
201	WATANABE Kazunari	JPC
233	LENDEL Vasilijus	LTU
319	BROWNE Kwesi	TTO
325	VYNOKUROV Andrii	UKR
Heat 2		
86	FREITAS Kacio	BRA
106	QUINTERO CHAVARRO Kevin Santiago	COL
140	KENNY Jason	GBR
250	LAVREYSEN Harrie	NED
283	PERKINS Shane Alan	RUS
Heat 3		
129	PERALTA GASCON Juan	ESP
151	BOTTICHER Stefan	GER
204	NITTA Yudai	JPN
214	VORZHEV Pavel	KAZ
262	LIPA Mateusz	POL
Heat 4		
87	BARRETTE Hugo	CAN
99	XU Chao	CHN
135	VIGIER Sebastien	FRA
176	SZALONTAY Sandor	HUN
308	KANG Shih Feng	TPE
Heat 5		
67	OMELCHENKO Sergii	AZE
111	KELEMEN Pavel	CZE
236	AWANG Mohd Azizulhasni	MAS
278	ARCHAMBAULT Joel	PTM
337	CANELON Hersony	VEN
Heat 6		
56	GLAETZER Matthew	AUS
69	BUCHLI Matthijs	BCC
189	CECI Francesco	ITA
218	OH Jeseok	KOR
306	TRUMAN Joseph	TIN

Qualification Rule:

The first rider in each heat qualify to the Second round, all other riders advance to the First round repechages.

Men's Keirin / Keirin hommes
First Round / Premier tour
Start List / Liste de départ
Sat 1 Dec 2018 - Race distance: 6 laps

Race Number	Name	Team Code
------------------------	-------------	----------------------

Communiqué approved by the Secretary of the Commissaires Panel:

.....

Men's Team Pursuit / Poursuite par équipe hommes
World Cup Standings / Classement coupe du monde

As of FRI 30 NOV 2018

Event No 1	Saint-Quentin-en-Yvelines (FRA)	19-21 OCT 2018
Event No 2	Milton (CAN)	26-28 OCT 2018
Event No 3	Berlin (GER)	30 NOV-2 DEC 2018
Event No 4	London (GBR)	14-16 DEC 2018
Event No 5	Cambridge (NZL)	18-20 JAN 2019
Event No 6	Hong-Kong (HKG)	25-27 JAN 2019

Rank	Name	Team Code	Event No 1	Event No 2	Event No 3	Event No 4	Event No 5	Event No 6	Total Points
1	DENMARK	DEN	1000.0	1000.0	900.0				2900.0
2	GREAT BRITAIN	GBR	900.0	800.0	700.0				2400.0
3	HUUB WATTBIKE TEST TEAM	HUB	750.0	900.0	750.0				2400.0
4	GERMANY	GER	700.0	650.0	650.0				2000.0
5	ITALY	ITA	800.0	500.0	500.0				1800.0
6	BELGIUM	BEL	450.0	600.0	600.0				1650.0
7	RUSSIAN FEDERATION	RUS	550.0	410.0	550.0				1510.0
8	CANADA	CAN		700.0	800.0				1500.0
9	FRANCE	FRA	600.0	750.0					1350.0
10	POLAND	POL	500.0	320.0	410.0				1230.0
11	NEW ZEALAND	NZL	650.0	550.0					1200.0
12	SWITZERLAND	SUI	410.0	450.0	290.0				1150.0
13	AUSTRALIA	AUS			1000.0				1000.0
14	BELARUS	BLR	380.0		350.0				730.0
15	TRACK-TEAM BRANDENBURG	TTB	350.0		320.0				670.0
16	UKRAINE	UKR	320.0		260.0				580.0
17	KOREA	KOR			450.0				450.0
18	LOKOSPHINX	LOK			380.0				380.0
19	UNITED STATES OF AMERICA	USA		380.0					380.0
20	P2M	PTM		350.0					350.0
21	JAPAN	JPN		290.0					290.0
22	KAZAKHSTAN	KAZ			240.0				240.0
23	MARATHON-TULA CYCLING TEAM	MCT			220.0				220.0

Men's Team Pursuit / Poursuite par équipe hommes
Finals / Finales
Results and Final Classification / Résultats et classement final
 Fri 30 Nov 2018 - Race distance: 4000m

World Record	3:49.804 AUSTRALIA	Brisbane (AUS)	5 APR 2018
---------------------	--------------------	----------------	------------

Rank	Team / Name	1000m	2000m 1000-2000	3000m 2000-3000	Time 3000-4000	Average Speed km/h
------	-------------	-------	--------------------	--------------------	-------------------	--------------------------

Final for Gold

GOLD	1 AUS - Australia	1:02.308 (1)	1:58.720 (2)	2:54.977 (1)	3:51.210	62.281
	1 WELSFORD Sam		56.412 (2)	56.257 (1)	56.233 (1)	
	58 O'BRIEN Kelland					
	59 PORTER Alexander					
	57 HOWARD Leigh					
SILVER	2 DEN - Denmark	1:02.452 (2)	1:58.337 (1)	2:55.467 (2)	3:54.703	61.354
	13 JOHANSEN Julius		55.885 (1)	57.130 (2)	59.236 (2)	
	119 HANSEN Lasse Norman					
	121 PEDERSEN Rasmus					(X)
	122 von FOLSACH Casper					

Final for Bronze

BRONZE	3 CAN - Canada	1:04.421 (2)	2:01.758 (2)	2:59.074 (2)	3:56.339	60.929
	8 GEE Derek		57.337 (2)	57.316 (1)	57.265 (1)	
	88 CAVES Aidan					
	89 FOLEY Michael					
	91 LAMOUREUX Jay					(X)
	4 HUB - Huub Wattbike Test Team	1:03.677 (1)	2:00.516 (1)	2:58.317 (1)	3:57.094	60.735
	171 ARCHIBALD John		56.839 (1)	57.801 (2)	58.777 (2)	
	172 BIGHAM Daniel					
	173 LAMBIE Ashton					
	175 WALE Jonathan					(X)

Placed after First round

5 GBR - Great Britain	17 WOOD Oliver
	137 CLANCY Edward
	138 EMADI Kian
	143 TANFIELD Charlie
6 GER - Germany	153 GROSS Felix
	156 REINHARDT Theo
	157 ROHDE Leon
	158 WEINSTEIN Domenic
7 BEL - Belgium	4 GHYS Robbe
	72 de KETELE Kenny
	73 de PAUW Moreno
	74 de VYLDER Lindsay
8 RUS - Russian Federation	281 GONOV Lev
	285 SMIRNOV Alexandr
	286 SMIRNOV Ivan
	287 SYRITSA Gleb

Men's Team Pursuit / Poursuite par équipe hommes
Finals / Finales
Results and Final Classification / Résultats et classement final
 Fri 30 Nov 2018 - Race distance: 4000m

Rank	Team / Name	1000m	2000m 1000-2000	3000m 2000-3000	Time 3000-4000	Average Speed km/h
------	-------------	-------	--------------------	--------------------	-------------------	--------------------------

Did not qualify first round

- 9 ITA - Italy**
 - 26 VIVIANI Elia
 - 191 LAMON Francesco
 - 192 PLEBANI Davide
 - 193 SCARTEZZINI Michele
- 10 KOR - Republic of Korea**
 - 216 IM Jaeyeon
 - 217 MIN Kyeongho
 - 219 PARK Keonwoo
 - 220 SHIN Dongin
- 11 POL - Poland**
 - 260 CZUBAK Dawid
 - 261 KAISER Adrian
 - 265 RUDYK Bartosz
 - 268 STANISZEWSKI Daniel
- 12 LOK - Lokosphinx**
 - 227 NIKIFOROV Arseny
 - 228 NOVIKOV Savva
 - 229 SHILOV Sergei
 - 230 SOKOLOV Dmitrii
- 13 BLR - Belarus**
 - 6 TSISHKOU Raman
 - 80 AKHRAMENKA Yauheni
 - 81 KARALIOK Yauheni
 - 82 RAMANAU Raman
- 14 TTB - Track-Team Brandenburg**
 - 44 MALCHAREK Moritz
 - 311 BANUSCH Richard
 - 312 BOKELOH Jonas
 - 315 HENKELMANN Milan
- 15 SUI - Switzerland**
 - 41 IMHOF Claudio
 - 301 PASCHE Frank
 - 302 SCHIR Thery
 - 303 THIERY Cyrille
- 16 UKR - Ukraine**
 - 45 HRYNIV Vitaliy
 - 322 DZHUS Volodymyr
 - 323 MALEEV Timur
 - 324 SHCHERBAN Vladyslav
- 17 KAZ - Kazakhstan**
 - 30 ZAKHAROV Artyom
 - 212 TURAR Assylkhan
 - 213 VASSILENKOV Roman
 - 215 ZHUMAKAN Alisher

Men's Team Pursuit / Poursuite par équipe hommes
Finals / Finales
Results and Final Classification / Résultats et classement final
 Fri 30 Nov 2018 - Race distance: 4000m

Rank	Team / Name	1000m	2000m 1000-2000	3000m 2000-3000	Time 3000-4000	Average Speed km/h
------	-------------	-------	--------------------	--------------------	-------------------	--------------------------

18 MCT - Marathon-Tula Cycling Team

- 239 KOVALEV Evgeny
- 240 PROSTOKISHIN Andrey
- 241 SUKHOV Maxim
- 242 ZHURKIN Nikolay

Communiqué approved by the Secretary of the Commissaires Panel:

LEGEND
(X) Rider pulled out before the finish

30 November-2 December 2018

Men's Team Pursuit / Poursuite par équipe hommes
Finals / Finales
Race Analysis / Analyse de course

GOLD

AUS - Australia				DEN - Denmark			
Distance	Time	Rank	Lap Time	Distance	Time	Rank	Lap Time
125m	12.983	1		125m	13.195	2	
250m	20.634	1	20.634	250m	20.822	2	20.822
375m	27.773	1		375m	28.135	2	
500m	34.668	1	14.034	500m	35.007	2	14.185
625m	41.599	1		625m	41.876	2	
750m	48.442	1	13.774	750m	48.655	2	13.648
875m	55.352	1		875m	55.573	2	
1000m	1:02.308	1	13.866	1000m	1:02.452	2	13.797
1125m	1:09.405	1		1125m	1:09.505	2	
1250m	1:16.418	2	14.110	1250m	1:16.405	1	13.953
1375m	1:23.452	1		1375m	1:23.462	2	
1500m	1:30.500	2	14.082	1500m	1:30.430	1	14.025
1625m	1:37.661	2		1625m	1:37.382	1	
1750m	1:44.716	2	14.216	1750m	1:44.295	1	13.865
1875m	1:51.715	2		1875m	1:51.286	1	
2000m	1:58.720	2	14.004	2000m	1:58.337	1	14.042
2125m	2:05.835	2		2125m	2:05.454	1	
2250m	2:12.804	2	14.084	2250m	2:12.522	1	14.185
2375m	2:19.916	2		2375m	2:19.650	1	
2500m	2:26.906	2	14.102	2500m	2:26.829	1	14.307
2625m	2:33.908	1		2625m	2:34.198	2	
2750m	2:40.936	1	14.030	2750m	2:41.275	2	14.446
2875m	2:47.956	1		2875m	2:48.349	2	
3000m	2:54.977	1	14.041	3000m	2:55.467	2	14.192
3125m	3:02.075	1		3125m	3:02.851	2	
3250m	3:09.075	1	14.098	3250m	3:10.025	2	14.558
3375m	3:16.035	1		3375m	3:17.379	2	
3500m	3:23.035	1	13.960	3500m	3:24.709	2	14.684
3625m	3:30.199	1		3625m	3:32.183	2	
3750m	3:37.195	1	14.160	3750m	3:39.839	2	15.130
3875m	3:44.176	1		3875m	3:47.179	2	
4000m	3:51.210	1	14.015	4000m	3:54.703	2	14.864

30 November-2 December 2018

Men's Team Pursuit / Poursuite par équipe hommes
Finals / Finales
Race Analysis / Analyse de course

BRONZE

HUB - Huub Wattbike Test Team				CAN - Canada			
Distance	Time	Rank	Lap Time	Distance	Time	Rank	Lap Time
125m	13.456	1		125m	13.735	2	
250m	21.079	1	21.079	250m	21.622	2	21.622
375m	28.363	1		375m	28.887	2	
500m	35.437	1	14.358	500m	36.002	2	14.380
625m	42.482	1		625m	42.992	2	
750m	49.548	1	14.111	750m	50.087	2	14.085
875m	56.606	1		875m	57.234	2	
1000m	1:03.677	1	14.129	1000m	1:04.421	2	14.334
1125m	1:10.781	1		1125m	1:11.718	2	
1250m	1:17.869	1	14.192	1250m	1:18.865	2	14.444
1375m	1:24.918	1		1375m	1:25.966	2	
1500m	1:32.130	1	14.261	1500m	1:33.021	2	14.156
1625m	1:39.186	1		1625m	1:40.184	2	
1750m	1:46.265	1	14.135	1750m	1:47.305	2	14.284
1875m	1:53.400	1		1875m	1:54.626	2	
2000m	2:00.516	1	14.251	2000m	2:01.758	2	14.453
2125m	2:07.640	1		2125m	2:08.907	2	
2250m	2:14.881	1	14.365	2250m	2:16.121	2	14.363
2375m	2:22.052	1		2375m	2:23.277	2	
2500m	2:29.263	1	14.382	2500m	2:30.405	2	14.284
2625m	2:36.462	1		2625m	2:37.587	2	
2750m	2:43.886	1	14.623	2750m	2:44.899	2	14.494
2875m	2:51.110	1		2875m	2:52.019	2	
3000m	2:58.317	1	14.431	3000m	2:59.074	2	14.175
3125m	3:05.521	1		3125m	3:06.115	2	
3250m	3:12.745	1	14.428	3250m	3:13.331	2	14.257
3375m	3:19.985	1		3375m	3:20.450	2	
3500m	3:27.322	1	14.577	3500m	3:27.538	2	14.207
3625m	3:34.860	2		3625m	3:34.847	1	
3750m	3:42.297	2	14.975	3750m	3:42.162	1	14.624
3875m	3:49.678	2		3875m	3:49.243	1	
4000m	3:57.094	4	14.797	4000m	3:56.339	3	14.177

Communiqué approved by the Secretary of the Commissaires Panel:

Men's Team Pursuit / Poursuite par équipe hommes
Finals / Finales
Start List / Liste de départ

Fri 30 Nov 2018 - Race distance: 4000m

World Record	3:49.804 AUSTRALIA	Brisbane (AUS)	5 APR 2018
---------------------	--------------------	----------------	------------

Heat	Race Number	Team / Name	Time
FOR BRONZE	HUB - Huub Wattbike Test Team		
	171	ARCHIBALD John	
	172	BIGHAM Daniel	
	173	LAMBIE Ashton	
	175	WALE Jonathan	
	CAN - Canada		
	8	GEE Derek	
	88	CAVES Aidan	
	89	FOLEY Michael	
	91	LAMOUREUX Jay	
FOR GOLD	AUS - Australia		
	1	WELSFORD Sam	
	58	O'BRIEN Kelland	
	59	PORTER Alexander	
	57	HOWARD Leigh	
	DEN - Denmark		
	13	JOHANSEN Julius	
	119	HANSEN Lasse Norman	
	121	PEDERSEN Rasmus	
	122	von FOLSACH Casper	

Communiqué approved by the Secretary of the Commissaires Panel:

Note:

The composition of the teams may be subject to change up to one hour before the start of the race.

Men's Team Pursuit / Poursuite par équipe hommes
First Round / Premier tour
Results / Résultats

Fri 30 Nov 2018 - Race distance: 4000m

World Record	3:49.804 AUSTRALIA	Brisbane (AUS)	5 APR 2018
---------------------	--------------------	----------------	------------

Heat	Rank	Team / Name	1000m	2000m 1000-2000	3000m 2000-3000	Time 3000-4000	Average Speed km/h		
1	1 HUB - Huub Wattbike Test Team		1:03.285 (1)	1:59.300 (1)	2:56.819 (1)	3:54.411	61.431	QB	
		171 ARCHIBALD John		56.015 (1)	57.519 (1)	57.592 (1)			
		172 BIGHAM Daniel							
		173 LAMBIE Ashton							
		175 WALE Jonathan	(X)						
		2 BEL - Belgium		1:03.761 (2)	2:00.923 (2)	2:59.141 (2)	3:58.911	60.273	
			4 GHYS Robbe		57.162 (2)	58.218 (2)	59.770 (2)		
			72 de KETELE Kenny						
			73 de PAUW Moreno						
			74 de VYLDER Lindsay	(X)					
2	1 CAN - Canada		1:03.294 (1)	2:00.798 (1)	2:58.234 (1)	3:54.682	61.360	QB	
		8 GEE Derek		57.504 (1)	57.436 (1)	56.448 (1)			
		89 FOLEY Michael							
		88 CAVES Aidan							
		91 LAMOUREUX Jay							
		2 RUS - Russian Federation		1:04.661 (2)	2:02.783 (2)	3:01.959 (2)	4:14.697	56.538	
			281 GONOV Lev	(X)	58.122 (2)	59.176 (2)	1:12.738 (2)		
			285 SMIRNOV Alexandr						
			286 SMIRNOV Ivan						
			287 SYRITSA Gleb						
3	1 DEN - Denmark		1:02.932 (1)	1:59.029 (1)	2:56.139 (1)	3:54.320	61.454	QG	
		13 JOHANSEN Julius		56.097 (1)	57.110 (1)	58.181 (1)			
		119 HANSEN Lasse Norman							
		121 PEDERSEN Rasmus	(X)						
		122 von FOLSACH Casper							
		2 GER - Germany		1:03.812 (2)	2:00.884 (2)	2:59.216 (2)	3:58.200	60.453	
			153 GROSS Felix		57.072 (2)	58.332 (2)	58.984 (2)		
			156 REINHARDT Theo						
			157 ROHDE Leon	(X)					
			158 WEINSTEIN Domenic						
4	1 AUS - Australia		1:02.222 (1)	1:58.394 (1)	2:55.647 (1)	3:53.033	61.794	QG	
		1 WELSFORD Sam		56.172 (1)	57.253 (2)	57.386 (1)			
		60 SCOTT Cameron	(X)						
		58 O'BRIEN Kelland							
		59 PORTER Alexander							
		2 GBR - Great Britain		1:02.872 (2)	1:59.634 (2)	2:56.649 (2)	3:55.124	61.244	
			17 WOOD Oliver		56.762 (2)	57.015 (1)	58.475 (2)		
			137 CLANCY Edward						
			138 EMADI Kian	(X)					
			143 TANFIELD Charlie						

Men's Team Pursuit / Poursuite par équipe hommes
First Round / Premier tour
Results / Résultats

Fri 30 Nov 2018 - Race distance: 4000m

Heat	Rank	Team / Name	1000m	2000m 1000-2000	3000m 2000-3000	Time 3000-4000	Average Speed km/h
------	------	----------------	-------	--------------------	--------------------	-------------------	--------------------------

Qualification Rule:

The winners of heats 3 and 4 in the First Round ride the final for the gold and silver medals.

The remaining six teams will be ranked by their times in the First Round and will be paired as follows:

The two fastest teams ride the final for the bronze medal.

Communiqué approved by the Secretary of the Commissaires Panel:

LEGEND

(X)	Rider pulled out before the finish	QB	Qualified for Bronze	QG	Qualified for Gold
------------	------------------------------------	-----------	----------------------	-----------	--------------------

30 November-2 December 2018

Men's Team Pursuit / Poursuite par équipe hommes
First Round / Premier tour
Race Analysis / Analyse de course

Heat 1

HUB - Huub Wattbike Test Team				BEL - Belgium			
Distance	Time	Rank	Lap Time	Distance	Time	Rank	Lap Time
125m	13.405	1		125m	13.440	2	
250m	21.073	2	21.073	250m	21.026	1	21.026
375m	28.351	2		375m	28.187	1	
500m	35.295	2	14.222	500m	35.287	1	14.261
625m	42.298	1		625m	42.328	2	
750m	49.282	1	13.987	750m	49.529	2	14.242
875m	56.291	1		875m	56.656	2	
1000m	1:03.285	1	14.003	1000m	1:03.761	2	14.232
1125m	1:10.212	1		1125m	1:10.861	2	
1250m	1:17.142	1	13.857	1250m	1:18.043	2	14.282
1375m	1:24.052	1		1375m	1:25.081	2	
1500m	1:31.024	1	13.882	1500m	1:32.119	2	14.076
1625m	1:38.214	1		1625m	1:39.195	2	
1750m	1:45.193	1	14.169	1750m	1:46.527	2	14.408
1875m	1:52.244	1		1875m	1:53.722	2	
2000m	1:59.300	1	14.107	2000m	2:00.923	2	14.396
2125m	2:06.327	1		2125m	2:08.200	2	
2250m	2:13.484	1	14.184	2250m	2:15.614	2	14.691
2375m	2:20.696	1		2375m	2:22.882	2	
2500m	2:27.820	1	14.336	2500m	2:30.261	2	14.647
2625m	2:34.966	1		2625m	2:37.437	2	
2750m	2:42.135	1	14.315	2750m	2:44.619	2	14.358
2875m	2:49.344	1		2875m	2:51.813	2	
3000m	2:56.819	1	14.684	3000m	2:59.141	2	14.522
3125m	3:04.051	1		3125m	3:06.496	2	
3250m	3:11.230	1	14.411	3250m	3:14.138	2	14.997
3375m	3:18.410	1		3375m	3:21.696	2	
3500m	3:25.613	1	14.383	3500m	3:29.452	2	15.314
3625m	3:32.784	1		3625m	3:36.888	2	
3750m	3:39.985	1	14.372	3750m	3:44.061	2	14.609
3875m	3:47.174	1		3875m	3:51.379	2	
4000m	3:54.411	1	14.426	4000m	3:58.911	2	14.850

30 November-2 December 2018

Men's Team Pursuit / Poursuite par équipe hommes
First Round / Premier tour
Race Analysis / Analyse de course

Heat 2

CAN - Canada				RUS - Russian Federation			
Distance	Time	Rank	Lap Time	Distance	Time	Rank	Lap Time
125m	13.506	2		125m	13.267	1	
250m	21.231	2	21.231	250m	21.081	1	21.081
375m	28.286	1		375m	28.579	2	
500m	35.240	1	14.009	500m	35.777	2	14.696
625m	42.095	1		625m	43.051	2	
750m	49.144	1	13.904	750m	50.207	2	14.430
875m	56.185	1		875m	57.443	2	
1000m	1:03.294	1	14.150	1000m	1:04.661	2	14.454
1125m	1:10.556	1		1125m	1:12.008	2	
1250m	1:17.733	1	14.439	1250m	1:19.182	2	14.521
1375m	1:24.832	1		1375m	1:26.472	2	
1500m	1:31.921	1	14.188	1500m	1:33.600	2	14.418
1625m	1:39.108	1		1625m	1:40.878	2	
1750m	1:46.329	1	14.408	1750m	1:48.142	2	14.542
1875m	1:53.656	1		1875m	1:55.541	2	
2000m	2:00.798	1	14.469	2000m	2:02.783	2	14.641
2125m	2:07.849	1		2125m	2:10.151	2	
2250m	2:15.050	1	14.252	2250m	2:17.381	2	14.598
2375m	2:22.213	1		2375m	2:24.738	2	
2500m	2:29.448	1	14.398	2500m	2:31.992	2	14.611
2625m	2:36.702	1		2625m	2:39.349	2	
2750m	2:44.017	1	14.569	2750m	2:46.827	2	14.835
2875m	2:51.172	1		2875m	2:54.326	2	
3000m	2:58.234	1	14.217	3000m	3:01.959	2	15.132
3125m	3:05.215	1		3125m	3:09.285	2	
3250m	3:12.314	1	14.080	3250m	3:17.513	2	15.554
3375m	3:19.234	1		3375m	3:25.785	2	
3500m	3:26.259	1	13.945	3500m	3:33.957	2	16.444
3625m	3:33.325	1		3625m	3:42.235	2	
3750m	3:40.472	1	14.213	3750m	3:51.143	2	17.186
3875m	3:47.606	1		3875m	4:01.825	2	
4000m	3:54.682	1	14.210	4000m	4:14.697	2	23.554

30 November-2 December 2018

Men's Team Pursuit / Poursuite par équipe hommes
First Round / Premier tour
Race Analysis / Analyse de course

Heat 3

DEN - Denmark				GER - Germany			
Distance	Time	Rank	Lap Time	Distance	Time	Rank	Lap Time
125m	13.427	1		125m	13.503	2	
250m	21.107	1	21.107	250m	21.384	2	21.384
375m	28.398	1		375m	28.637	2	
500m	35.325	1	14.218	500m	35.688	2	14.304
625m	42.276	1		625m	42.811	2	
750m	49.100	1	13.775	750m	49.791	2	14.103
875m	56.042	1		875m	56.801	2	
1000m	1:02.932	1	13.832	1000m	1:03.812	2	14.021
1125m	1:09.980	1		1125m	1:10.965	2	
1250m	1:16.843	1	13.911	1250m	1:18.025	2	14.213
1375m	1:23.835	1		1375m	1:25.094	2	
1500m	1:30.772	1	13.929	1500m	1:32.258	2	14.233
1625m	1:37.830	1		1625m	1:39.340	2	
1750m	1:44.847	1	14.075	1750m	1:46.436	2	14.178
1875m	1:51.989	1		1875m	1:53.562	2	
2000m	1:59.029	1	14.182	2000m	2:00.884	2	14.448
2125m	2:06.188	1		2125m	2:08.090	2	
2250m	2:13.221	1	14.192	2250m	2:15.400	2	14.516
2375m	2:20.260	1		2375m	2:22.770	2	
2500m	2:27.451	1	14.230	2500m	2:29.945	2	14.545
2625m	2:34.570	1		2625m	2:37.227	2	
2750m	2:41.795	1	14.344	2750m	2:44.786	2	14.841
2875m	2:48.856	1		2875m	2:52.025	2	
3000m	2:56.139	1	14.344	3000m	2:59.216	2	14.430
3125m	3:03.278	1		3125m	3:06.342	2	
3250m	3:10.573	1	14.434	3250m	3:13.652	2	14.436
3375m	3:17.762	1		3375m	3:20.735	2	
3500m	3:24.993	1	14.420	3500m	3:27.870	2	14.218
3625m	3:32.262	1		3625m	3:35.338	2	
3750m	3:39.557	1	14.564	3750m	3:42.864	2	14.994
3875m	3:46.913	1		3875m	3:50.428	2	
4000m	3:54.320	1	14.763	4000m	3:58.200	2	15.336

30 November-2 December 2018

Men's Team Pursuit / Poursuite par équipe hommes
First Round / Premier tour
Race Analysis / Analyse de course

Heat 4

AUS - Australia				GBR - Great Britain			
Distance	Time	Rank	Lap Time	Distance	Time	Rank	Lap Time
125m	12.877	1		125m	13.190	2	
250m	20.465	1	20.465	250m	20.831	2	20.831
375m	27.526	1		375m	27.925	2	
500m	34.493	1	14.028	500m	34.985	2	14.154
625m	41.350	1		625m	41.860	2	
750m	48.250	1	13.757	750m	48.778	2	13.793
875m	55.267	1		875m	55.768	2	
1000m	1:02.222	1	13.972	1000m	1:02.872	2	14.094
1125m	1:09.173	1		1125m	1:09.969	2	
1250m	1:16.289	1	14.067	1250m	1:17.083	2	14.211
1375m	1:23.301	1		1375m	1:24.183	2	
1500m	1:30.304	1	14.015	1500m	1:31.387	2	14.304
1625m	1:37.303	1		1625m	1:38.418	2	
1750m	1:44.300	1	13.996	1750m	1:45.459	2	14.072
1875m	1:51.297	1		1875m	1:52.459	2	
2000m	1:58.394	1	14.094	2000m	1:59.634	2	14.175
2125m	2:05.383	1		2125m	2:06.731	2	
2250m	2:12.513	1	14.119	2250m	2:13.793	2	14.159
2375m	2:19.575	1		2375m	2:20.960	2	
2500m	2:26.654	1	14.141	2500m	2:27.955	2	14.162
2625m	2:33.865	1		2625m	2:34.969	2	
2750m	2:41.027	1	14.373	2750m	2:42.061	2	14.106
2875m	2:48.266	1		2875m	2:49.399	2	
3000m	2:55.647	1	14.620	3000m	2:56.649	2	14.588
3125m	3:02.849	1		3125m	3:03.876	2	
3250m	3:09.990	1	14.343	3250m	3:11.154	2	14.505
3375m	3:17.073	1		3375m	3:18.607	2	
3500m	3:24.161	1	14.171	3500m	3:25.857	2	14.703
3625m	3:31.266	1		3625m	3:33.096	2	
3750m	3:38.546	1	14.385	3750m	3:40.370	2	14.513
3875m	3:45.720	1		3875m	3:47.671	2	
4000m	3:53.033	1	14.487	4000m	3:55.124	2	14.754

Communiqué approved by the Secretary of the Commissaires Panel:

Men's Team Pursuit / Poursuite par équipe hommes
First Round / Premier tour
Start List / Liste de départ

Fri 30 Nov 2018 - Race distance: 4000m

World Record	3:49.804 AUSTRALIA	Brisbane (AUS)	5 APR 2018
---------------------	--------------------	----------------	------------

Heat	Race Number	Team / Name	Time
1		HUB - Huub Wattbike Test Team	_____
	171	ARCHIBALD John	
	172	BIGHAM Daniel	
	173	LAMBIE Ashton	
	175	WALE Jonathan	
		BEL - Belgium	_____
	4	GHYS Robbe	
	72	de KETELE Kenny	
	73	de PAUW Moreno	
	74	de VYLDER Lindsay	
2		CAN - Canada	_____
	8	GEE Derek	
	89	FOLEY Michael	
	88	CAVES Aidan	
	91	LAMOUREUX Jay	
		RUS - Russian Federation	_____
	281	GONOV Lev	
	285	SMIRNOV Alexandr	
	286	SMIRNOV Ivan	
	287	SYRITSA Gleb	
3		DEN - Denmark	_____
	13	JOHANSEN Julius	
	119	HANSEN Lasse Norman	
	121	PEDERSEN Rasmus	
	122	von FOLSACH Casper	
		GER - Germany	_____
	153	GROSS Felix	
	156	REINHARDT Theo	
	157	ROHDE Leon	
	158	WEINSTEIN Domenic	

Men's Team Pursuit / Poursuite par équipe hommes
First Round / Premier tour
Start List / Liste de départ

Fri 30 Nov 2018 - Race distance: 4000m

Heat	Race Number	Team / Name	Time
4		AUS - Australia	
	1	WELSFORD Sam	
	60	SCOTT Cameron	
	58	O'BRIEN Kelland	
	59	PORTER Alexander	
		GBR - Great Britain	
	17	WOOD Oliver	
	137	CLANCY Edward	
	138	EMADI Kian	
	143	TANFIELD Charlie	

Qualification Rule:

The winners of heats 3 and 4 in the First Round ride the final for the gold and silver medals.

The remaining six teams will be ranked by their times in the First Round and will be paired as follows:

The two fastest teams ride the final for the bronze medal.

The next two fastest teams ride the final for 5th and 6th places.

The last two teams ride the final for 7th and 8th places.

Communiqué approved by the Secretary of the Commissaires Panel:

Note:

The composition of the teams may be subject to change up to one hour before the start of the race.

Men's Team Pursuit / Poursuite par équipe hommes
Qualifying / Qualifications
Results / Résultats

Fri 30 Nov 2018 - Race distance: 4000m

World Record	3:49.804 AUSTRALIA	Brisbane (AUS)	5 APR 2018
---------------------	--------------------	----------------	------------

Rank	Team / Name	1000m	2000m 1000-2000	3000m 2000-3000	Time 3000-4000	Average Speed km/h
1	AUS - Australia	1:02.843 (2)	1:59.009 (1)	2:56.097 (1)	3:53.426	61.690
	1 WELSFORD Sam		56.166 (1)	57.088 (2)	57.329 (2)	
	57 HOWARD Leigh					
	58 O'BRIEN Kelland					
	59 PORTER Alexander					
2	DEN - Denmark	1:02.794 (1)	1:59.185 (2)	2:56.263 (2)	3:54.611	61.378
	13 JOHANSEN Julius		56.391 (2)	57.078 (1)	58.348 (5)	
	119 HANSEN Lasse Norman					
	121 PEDERSEN Rasmus					(X)
	122 von FOLSACH Casper					
3	GER - Germany	1:03.723 (5)	2:00.992 (4)	2:58.652 (4)	3:55.467	61.155
	153 GROSS Felix		57.269 (4)	57.660 (5)	56.815 (1)	
	156 REINHARDT Theo					
	157 ROHDE Leon					
	158 WEINSTEIN Domenic					
4	GBR - Great Britain	1:03.490 (3)	2:00.334 (3)	2:57.442 (3)	3:56.318	60.935
	17 WOOD Oliver		56.844 (3)	57.108 (3)	58.876 (6)	
	137 CLANCY Edward					
	138 EMADI Kian					(X)
	143 TANFIELD Charlie					
5	CAN - Canada	1:04.440 (9)	2:01.986 (8)	2:59.460 (5)	3:57.684	60.585
	8 GEE Derek		57.546 (6)	57.474 (4)	58.224 (4)	
	89 FOLEY Michael					
	90 JAMIESON Adam					(X)
	91 LAMOUREUX Jay					
6	HUB - Huub Wattbike Test Team	1:04.201 (6)	2:01.817 (7)	3:00.007 (6)	3:58.086	60.482
	171 ARCHIBALD John		57.616 (7)	58.190 (6)	58.079 (3)	
	172 BIGHAM Daniel					
	174 TANFIELD Harry					
	175 WALE Jonathan					(X)
7	BEL - Belgium	1:03.536 (4)	2:01.417 (5)	3:00.259 (7)	4:00.020	59.995
	4 GHYS Robbe		57.881 (8)	58.842 (9)	59.761 (10)	
	72 de KETELE Kenny					
	73 de PAUW Moreno					
	74 de VYLDER Lindsay					(X)
8	RUS - Russian Federation	1:04.454 (10)	2:02.427 (9)	3:01.000 (8)	4:00.313	59.922
	281 GONOV Lev		57.973 (9)	58.573 (7)	59.313 (9)	
	285 SMIRNOV Alexandr					
	286 SMIRNOV Ivan					
	287 SYRITSA Gleb					(X)
9	ITA - Italy	1:04.436 (8)	2:02.572 (10)	3:01.369 (9)	4:00.440	59.890
	26 VIVIANI Elia		58.136 (10)	58.797 (8)	59.071 (8)	
	191 LAMON Francesco					
	192 PLEBANI Davide					(X)
	193 SCARTEZZINI Michele					

Men's Team Pursuit / Poursuite par équipe hommes
Qualifying / Qualifications
Results / Résultats

Fri 30 Nov 2018 - Race distance: 4000m

Rank	Team / Name	1000m	2000m 1000-2000	3000m 2000-3000	Time 3000-4000	Average Speed km/h
10	KOR - Republic of Korea	1:04.630 (11)	2:03.398 (12)	3:02.741 (11)	4:01.721	59.573
	216 IM Jaeyeon		58.768 (13)	59.343 (10)	58.980 (7)	
	217 MIN Kyeongho (X)					
	219 PARK Keonwoo					
	220 SHIN Dongjin					
11	POL - Poland	1:05.034 (14)	2:04.247 (14)	3:03.734 (13)	4:05.088	58.754
	260 CZUBAK Dawid (X)		59.213 (15)	59.487 (11)	1:01.354 (11)	
	261 KAISER Adrian					
	265 RUDYK Bartosz					
	268 STANISZEWSKI Daniel					
12	LOK - Lokosphinx	1:04.686 (12)	2:03.339 (11)	3:03.679 (12)	4:05.711	58.605
	227 NIKIFOROV Arseny		58.653 (12)	1:00.340 (14)	1:02.032 (13)	
	228 NOVIKOV Savva (X)					
	229 SHILOV Sergei					
	230 SOKOLOV Dmitrii					
13	BLR - Belarus	1:05.454 (16)	2:04.420 (15)	3:04.751 (14)	4:06.918	58.319
	6 TSISHKOU Raman		58.966 (14)	1:00.331 (13)	1:02.167 (15)	
	80 AKHRAMENKA Yauheni					
	81 KARALIOK Yauheni					
	82 RAMANAU Raman (X)					
14	TTB - Track-Team Brandenburg	1:05.052 (15)	2:03.451 (13)	3:05.074 (15)	4:07.195	58.254
	44 MALCHAREK Moritz		58.399 (11)	1:01.623 (16)	1:02.121 (14)	
	311 BANUSCH Richard					
	312 BOKELOH Jonas (X)					
	315 HENKELMANN Milan					
15	SUI - Switzerland	1:04.287 (7)	2:01.655 (6)	3:01.887 (10)	4:08.173	58.024
	41 IMHOF Claudio		57.368 (5)	1:00.232 (12)	1:06.286 (16)	
	301 PASCHÉ Frank (X)					
	302 SCHIR Thery					
	303 THIERY Cyrille					
16	UKR - Ukraine	1:06.249 (18)	2:06.677 (18)	3:07.876 (16)	4:09.631	57.685
	45 HRYNIV Vitaliy		1:00.428 (16)	1:01.199 (15)	1:01.755 (12)	
	322 DZHUS Volodymyr					
	323 MALEEV Timur (X)					
	324 SHCHERBAN Vladyslav					
17	KAZ - Kazakhstan	1:05.915 (17)	2:06.576 (17)	3:08.499 (17)	4:16.601	56.118
	30 ZAKHAROV Artyom		1:00.661 (17)	1:01.923 (17)	1:08.102 (18)	
	212 TURAR Assylkhan					
	213 VASSILENKOV Roman (X)					
	215 ZHUMAKAN Alisher					
18	MCT - Marathon-Tula Cycling Team	1:04.704 (13)	2:05.755 (16)	3:10.327 (18)	4:18.393	55.729
	239 KOVALEV Evgeny		1:01.051 (18)	1:04.572 (18)	1:08.066 (17)	
	240 PROSTOKISHIN Andrey					
	241 SUKHOV Maxim					
	242 ZHURKIN Nikolay (X)					

Men's Team Pursuit / Poursuite par équipe hommes
Qualifying / Qualifications
Results / Résultats

Fri 30 Nov 2018 - Race distance: 4000m

Rank	Team / Name	1000m	2000m 1000-2000	3000m 2000-3000	Time 3000-4000	Average Speed km/h
------	-------------	-------	--------------------	--------------------	-------------------	--------------------------

Qualification Rule:

The eight teams recording the best times in the qualifying round will be matched in the First round as follows:

The 6th fastest team against the 7th fastest team.

The 5th fastest team against the 8th fastest team.

The 2nd fastest team against the 3rd fastest team.

The fastest team against the 4th fastest team.

The winners of heats 3 and 4 in the First round ride the final for the gold and silver medals.

The remaining six teams will be ranked by their times in the First round and will be paired as follows:

The two fastest teams ride the final for the bronze medal.

Communiqué approved by the Secretary of the Commissaires Panel:

LEGEND

(X) Rider pulled out before the finish

30 November-2 December 2018

Men's Team Pursuit / Poursuite par équipe hommes
Qualifying / Qualifications
Race Analysis / Analyse de course

Heat 1				Heat 2			
Distance	KAZ - Kazakhstan		Lap Time	Distance	AUS - Australia		Lap Time
	Time	Rank			Time	Rank	
125m	13.613	14		125m	12.983	1	
250m	21.333	13	21.333	250m	20.711	1	20.711
375m	28.638	11		375m	27.817	1	
500m	36.008	14	14.675	500m	34.802	1	14.091
625m	43.369	15		625m	41.729	1	
750m	50.967	16	14.959	750m	48.714	1	13.912
875m	58.392	17		875m	55.814	1	
1000m	1:05.915	17	14.948	1000m	1:02.843	2	14.129
1125m	1:13.304	17		1125m	1:09.742	1	
1250m	1:20.858	17	14.943	1250m	1:16.633	1	13.790
1375m	1:28.370	17		1375m	1:23.693	1	
1500m	1:35.820	17	14.962	1500m	1:30.687	1	14.054
1625m	1:43.465	17		1625m	1:37.734	1	
1750m	1:51.149	17	15.329	1750m	1:44.787	1	14.100
1875m	1:58.961	18		1875m	1:51.929	1	
2000m	2:06.576	17	15.427	2000m	1:59.009	1	14.222
2125m	2:14.278	18		2125m	2:06.201	1	
2250m	2:21.781	16	15.205	2250m	2:13.302	1	14.293
2375m	2:29.394	16		2375m	2:20.372	1	
2500m	2:36.890	16	15.109	2500m	2:27.490	1	14.188
2625m	2:44.682	16		2625m	2:34.670	1	
2750m	2:52.701	17	15.811	2750m	2:41.792	1	14.302
2875m	3:00.554	17		2875m	2:48.922	1	
3000m	3:08.499	17	15.798	3000m	2:56.097	1	14.305
3125m	3:16.669	17		3125m	3:03.419	1	
3250m	3:25.069	17	16.570	3250m	3:10.586	1	14.489
3375m	3:33.740	17		3375m	3:17.697	1	
3500m	3:42.555	17	17.486	3500m	3:24.803	1	14.217
3625m	3:51.263	17		3625m	3:32.041	1	
3750m	4:00.049	17	17.494	3750m	3:39.259	1	14.456
3875m	4:08.326	17		3875m	3:46.310	1	
4000m	4:16.601	17	16.552	4000m	3:53.426	1	14.167

30 November-2 December 2018

Men's Team Pursuit / Poursuite par équipe hommes
Qualifying / Qualifications
Race Analysis / Analyse de course

Heat 3				Heat 4			
Distance	UKR - Ukraine		Lap Time	Distance	KOR - Republic of Korea		Lap Time
	Time	Rank			Time	Rank	
125m	13.676	15		125m	13.272	5	
250m	21.477	17	21.477	250m	21.027	6	21.027
375m	28.846	17		375m	28.442	8	
500m	36.278	17	14.801	500m	35.694	10	14.667
625m	43.662	17		625m	43.025	12	
750m	51.274	18	14.996	750m	50.230	12	14.536
875m	58.687	18		875m	57.560	13	
1000m	1:06.249	18	14.975	1000m	1:04.630	11	14.400
1125m	1:13.612	18		1125m	1:11.906	12	
1250m	1:21.104	18	14.855	1250m	1:19.226	13	14.596
1375m	1:28.564	18		1375m	1:26.702	13	
1500m	1:36.226	18	15.122	1500m	1:34.014	13	14.788
1625m	1:43.760	18		1625m	1:41.289	13	
1750m	1:51.408	18	15.182	1750m	1:48.646	13	14.632
1875m	1:58.946	17		1875m	1:55.938	12	
2000m	2:06.677	18	15.269	2000m	2:03.398	12	14.752
2125m	2:14.218	17		2125m	2:10.614	11	
2250m	2:21.887	18	15.210	2250m	2:17.897	11	14.499
2375m	2:29.469	17		2375m	2:25.352	11	
2500m	2:37.133	17	15.246	2500m	2:32.750	11	14.853
2625m	2:44.970	17		2625m	2:40.328	11	
2750m	2:52.548	16	15.415	2750m	2:47.791	11	15.041
2875m	3:00.244	16		2875m	2:55.259	11	
3000m	3:07.876	16	15.328	3000m	3:02.741	11	14.950
3125m	3:15.725	16		3125m	3:10.304	11	
3250m	3:23.331	16	15.455	3250m	3:17.743	11	15.002
3375m	3:30.870	16		3375m	3:25.283	10	
3500m	3:38.547	16	15.216	3500m	3:32.562	10	14.819
3625m	3:46.327	16		3625m	3:39.853	10	
3750m	3:53.871	16	15.324	3750m	3:47.094	10	14.532
3875m	4:01.632	16		3875m	3:54.327	10	
4000m	4:09.631	16	15.760	4000m	4:01.721	10	14.627

30 November-2 December 2018

Men's Team Pursuit / Poursuite par équipe hommes
Qualifying / Qualifications
Race Analysis / Analyse de course

Heat 5				Heat 6			
Distance	BEL - Belgium		Lap Time	Distance	BLR - Belarus		Lap Time
	Time	Rank			Time	Rank	
125m	13.485	10		125m	13.541	12	
250m	21.012	5	21.012	250m	21.327	11	21.327
375m	28.139	3		375m	28.802	15	
500m	35.280	4	14.268	500m	36.067	15	14.740
625m	42.238	4		625m	43.554	16	
750m	49.359	4	14.079	750m	50.841	15	14.774
875m	56.451	4		875m	58.219	16	
1000m	1:03.536	4	14.177	1000m	1:05.454	16	14.613
1125m	1:10.662	4		1125m	1:12.829	16	
1250m	1:17.949	4	14.413	1250m	1:20.105	16	14.651
1375m	1:25.084	4		1375m	1:27.599	16	
1500m	1:32.289	4	14.340	1500m	1:34.868	15	14.763
1625m	1:39.493	4		1625m	1:42.090	15	
1750m	1:46.834	5	14.545	1750m	1:49.489	15	14.621
1875m	1:54.090	5		1875m	1:56.865	15	
2000m	2:01.417	5	14.583	2000m	2:04.420	15	14.931
2125m	2:08.880	5		2125m	2:11.810	15	
2250m	2:16.426	6	15.009	2250m	2:19.297	15	14.877
2375m	2:23.742	6		2375m	2:26.662	15	
2500m	2:31.140	7	14.714	2500m	2:34.276	15	14.979
2625m	2:38.343	7		2625m	2:41.696	15	
2750m	2:45.584	7	14.444	2750m	2:49.349	14	15.073
2875m	2:52.831	7		2875m	2:56.926	14	
3000m	3:00.259	7	14.675	3000m	3:04.751	14	15.402
3125m	3:07.486	7		3125m	3:12.600	14	
3250m	3:14.835	7	14.576	3250m	3:20.596	14	15.845
3375m	3:22.262	7		3375m	3:28.312	14	
3500m	3:29.895	7	15.060	3500m	3:36.012	14	15.416
3625m	3:37.524	7		3625m	3:43.689	14	
3750m	3:44.924	7	15.029	3750m	3:51.534	14	15.522
3875m	3:52.370	7		3875m	3:59.136	13	
4000m	4:00.020	7	15.096	4000m	4:06.918	13	15.384

30 November-2 December 2018

Men's Team Pursuit / Poursuite par équipe hommes
Qualifying / Qualifications
Race Analysis / Analyse de course

Heat 7				Heat 8			
Distance	POL - Poland		Lap Time	Distance	LOK - Lokosphinx		Lap Time
	Time	Rank			Time	Rank	
125m	13.865	17		125m	13.689	16	
250m	21.396	14	21.396	250m	21.409	16	21.409
375m	28.658	12		375m	28.839	16	
500m	35.861	12	14.465	500m	36.067	15	14.658
625m	43.188	13		625m	43.292	14	
750m	50.349	13	14.488	750m	50.369	14	14.302
875m	57.700	14		875m	57.447	12	
1000m	1:05.034	14	14.685	1000m	1:04.686	12	14.317
1125m	1:12.516	15		1125m	1:11.842	11	
1250m	1:19.832	15	14.798	1250m	1:19.180	11	14.494
1375m	1:27.247	14		1375m	1:26.461	12	
1500m	1:34.521	14	14.689	1500m	1:33.902	12	14.722
1625m	1:41.911	14		1625m	1:41.196	11	
1750m	1:49.203	14	14.682	1750m	1:48.613	11	14.711
1875m	1:56.682	14		1875m	1:55.929	11	
2000m	2:04.247	14	15.044	2000m	2:03.339	11	14.726
2125m	2:11.579	14		2125m	2:10.885	12	
2250m	2:19.035	14	14.788	2250m	2:18.330	12	14.991
2375m	2:26.370	14		2375m	2:25.964	12	
2500m	2:33.722	13	14.687	2500m	2:33.456	12	15.126
2625m	2:40.986	12		2625m	2:41.075	13	
2750m	2:48.460	12	14.738	2750m	2:48.551	13	15.095
2875m	2:56.150	13		2875m	2:56.128	12	
3000m	3:03.734	13	15.274	3000m	3:03.679	12	15.128
3125m	3:11.532	13		3125m	3:11.313	12	
3250m	3:19.112	12	15.378	3250m	3:19.221	13	15.542
3375m	3:26.770	12		3375m	3:27.042	13	
3500m	3:34.516	12	15.404	3500m	3:34.661	13	15.440
3625m	3:42.392	12		3625m	3:42.212	11	
3750m	3:50.009	12	15.493	3750m	3:49.917	11	15.256
3875m	3:57.535	11		3875m	3:57.755	12	
4000m	4:05.088	11	15.079	4000m	4:05.711	12	15.794

30 November-2 December 2018

Men's Team Pursuit / Poursuite par équipe hommes
Qualifying / Qualifications
Race Analysis / Analyse de course

Heat 9				Heat 10			
MCT - Marathon-Tula Cycling Team				RUS - Russian Federation			
Distance	Time	Rank	Lap Time	Distance	Time	Rank	Lap Time
125m	13.233	4		125m	13.129	2	
250m	20.791	3	20.791	250m	20.971	4	20.971
375m	28.150	4		375m	28.468	9	
500m	35.368	5	14.577	500m	35.677	9	14.706
625m	42.693	7		625m	42.915	10	
750m	49.914	7	14.546	750m	50.014	10	14.337
875m	57.343	11		875m	57.234	9	
1000m	1:04.704	13	14.790	1000m	1:04.454	10	14.440
1125m	1:12.197	14		1125m	1:11.827	10	
1250m	1:19.740	14	15.036	1250m	1:19.032	10	14.578
1375m	1:27.451	15		1375m	1:26.313	10	
1500m	1:35.031	16	15.291	1500m	1:33.424	9	14.392
1625m	1:42.731	16		1625m	1:40.656	9	
1750m	1:50.248	16	15.217	1750m	1:47.877	9	14.453
1875m	1:57.984	16		1875m	1:55.194	9	
2000m	2:05.755	16	15.507	2000m	2:02.427	9	14.550
2125m	2:13.680	16		2125m	2:09.739	9	
2250m	2:21.782	17	16.027	2250m	2:16.952	9	14.525
2375m	2:29.624	18		2375m	2:24.301	9	
2500m	2:37.683	18	15.901	2500m	2:31.495	8	14.543
2625m	2:45.534	18		2625m	2:38.813	8	
2750m	2:53.631	18	15.948	2750m	2:46.229	8	14.734
2875m	3:02.066	18		2875m	2:53.551	8	
3000m	3:10.327	18	16.696	3000m	3:01.000	8	14.771
3125m	3:18.726	18		3125m	3:08.283	8	
3250m	3:27.294	18	16.967	3250m	3:15.758	8	14.758
3375m	3:36.016	18		3375m	3:23.077	8	
3500m	3:44.471	18	17.177	3500m	3:30.466	8	14.708
3625m	3:52.977	18		3625m	3:38.059	8	
3750m	4:01.268	18	16.797	3750m	3:45.583	9	15.117
3875m	4:09.778	18		3875m	3:52.859	8	
4000m	4:18.393	18	17.125	4000m	4:00.313	8	14.730

30 November-2 December 2018

Men's Team Pursuit / Poursuite par équipe hommes
Qualifying / Qualifications
Race Analysis / Analyse de course

Heat 11				Heat 12			
CAN - Canada				DEN - Denmark			
Distance	Time	Rank	Lap Time	Distance	Time	Rank	Lap Time
125m	13.500	11		125m	13.372	7	
250m	21.401	15	21.401	250m	21.043	7	21.043
375m	28.714	14		375m	28.351	7	
500m	35.916	13	14.515	500m	35.276	3	14.233
625m	42.975	11		625m	42.121	3	
750m	50.167	11	14.251	750m	48.911	2	13.635
875m	57.301	10		875m	55.879	2	
1000m	1:04.440	9	14.273	1000m	1:02.794	1	13.883
1125m	1:11.604	7		1125m	1:09.842	2	
1250m	1:18.923	9	14.483	1250m	1:16.788	2	13.994
1375m	1:26.025	8		1375m	1:23.868	2	
1500m	1:33.169	8	14.246	1500m	1:30.865	2	14.077
1625m	1:40.388	8		1625m	1:37.978	2	
1750m	1:47.572	8	14.403	1750m	1:44.981	2	14.116
1875m	1:54.830	8		1875m	1:52.133	2	
2000m	2:01.986	8	14.414	2000m	1:59.185	2	14.204
2125m	2:09.106	6		2125m	2:06.408	2	
2250m	2:16.387	5	14.401	2250m	2:13.491	2	14.306
2375m	2:23.476	5		2375m	2:20.555	2	
2500m	2:30.562	5	14.175	2500m	2:27.742	2	14.251
2625m	2:37.686	5		2625m	2:34.830	2	
2750m	2:44.995	5	14.433	2750m	2:41.929	2	14.187
2875m	2:52.200	5		2875m	2:49.072	2	
3000m	2:59.460	5	14.465	3000m	2:56.263	2	14.334
3125m	3:06.901	5		3125m	3:03.622	2	
3250m	3:14.205	5	14.745	3250m	3:10.880	2	14.617
3375m	3:21.634	5		3375m	3:18.254	2	
3500m	3:28.906	5	14.701	3500m	3:25.498	2	14.618
3625m	3:36.100	5		3625m	3:32.717	2	
3750m	3:43.273	5	14.367	3750m	3:39.941	2	14.443
3875m	3:50.433	5		3875m	3:47.215	2	
4000m	3:57.684	5	14.411	4000m	3:54.611	2	14.670

30 November-2 December 2018

Men's Team Pursuit / Poursuite par équipe hommes
Qualifying / Qualifications
Race Analysis / Analyse de course

Heat 13				Heat 14			
Distance	SUI - Switzerland		Lap Time	Distance	TTB - Track-Team Brandenburg		Lap Time
	Time	Rank			Time	Rank	
125m	13.447	9		125m	13.928	18	
250m	21.121	9	21.121	250m	21.887	18	21.887
375m	28.326	5		375m	29.390	18	
500m	35.527	7	14.406	500m	36.894	18	15.007
625m	42.660	6		625m	43.976	18	
750m	49.956	8	14.429	750m	50.980	17	14.086
875m	57.116	8		875m	58.081	15	
1000m	1:04.287	7	14.331	1000m	1:05.052	15	14.072
1125m	1:11.630	8		1125m	1:12.122	13	
1250m	1:18.725	7	14.438	1250m	1:19.202	12	14.150
1375m	1:25.698	7		1375m	1:26.349	11	
1500m	1:32.687	6	13.962	1500m	1:33.727	11	14.525
1625m	1:39.815	6		1625m	1:41.271	12	
1750m	1:46.905	6	14.218	1750m	1:48.643	12	14.916
1875m	1:54.131	6		1875m	1:56.018	13	
2000m	2:01.655	6	14.750	2000m	2:03.451	13	14.808
2125m	2:09.131	8		2125m	2:11.051	13	
2250m	2:16.823	8	15.168	2250m	2:18.743	13	15.292
2375m	2:24.282	8		2375m	2:26.354	13	
2500m	2:31.728	9	14.905	2500m	2:34.003	14	15.260
2625m	2:39.203	10		2625m	2:41.672	14	
2750m	2:46.720	10	14.992	2750m	2:49.577	15	15.574
2875m	2:54.302	10		2875m	2:57.314	15	
3000m	3:01.887	10	15.167	3000m	3:05.074	15	15.497
3125m	3:09.604	10		3125m	3:12.849	15	
3250m	3:17.561	10	15.674	3250m	3:20.687	15	15.613
3375m	3:25.714	11		3375m	3:28.626	15	
3500m	3:34.074	11	16.513	3500m	3:36.519	15	15.832
3625m	3:42.498	13		3625m	3:44.168	15	
3750m	3:51.081	13	17.007	3750m	3:51.799	15	15.280
3875m	3:59.626	15		3875m	3:59.444	14	
4000m	4:08.173	15	17.092	4000m	4:07.195	14	15.396

30 November-2 December 2018

Men's Team Pursuit / Poursuite par équipe hommes
Qualifying / Qualifications
Race Analysis / Analyse de course

Heat 15				Heat 16			
Distance	GER - Germany		Lap Time	Distance	ITA - Italy		Lap Time
	Time	Rank			Time	Rank	
125m	13.323	6		125m	13.405	8	
250m	21.118	8	21.118	250m	21.215	10	21.215
375m	28.333	6		375m	28.473	10	
500m	35.375	6	14.257	500m	35.533	8	14.318
625m	42.505	5		625m	42.705	8	
750m	49.572	5	14.197	750m	49.829	6	14.296
875m	56.674	5		875m	57.068	7	
1000m	1:03.723	5	14.151	1000m	1:04.436	8	14.607
1125m	1:10.910	5		1125m	1:11.672	9	
1250m	1:18.051	5	14.328	1250m	1:18.888	8	14.452
1375m	1:25.213	5		1375m	1:26.223	9	
1500m	1:32.335	5	14.284	1500m	1:33.507	10	14.619
1625m	1:39.650	5		1625m	1:40.712	10	
1750m	1:46.769	4	14.434	1750m	1:48.053	10	14.546
1875m	1:53.871	4		1875m	1:55.299	10	
2000m	2:00.992	4	14.223	2000m	2:02.572	10	14.519
2125m	2:08.186	4		2125m	2:09.935	10	
2250m	2:15.380	4	14.388	2250m	2:17.234	10	14.662
2375m	2:22.527	4		2375m	2:24.544	10	
2500m	2:29.827	4	14.447	2500m	2:31.926	10	14.692
2625m	2:36.982	4		2625m	2:39.201	9	
2750m	2:44.157	4	14.330	2750m	2:46.707	9	14.781
2875m	2:51.458	4		2875m	2:54.044	9	
3000m	2:58.652	4	14.495	3000m	3:01.369	9	14.662
3125m	3:05.871	4		3125m	3:08.823	9	
3250m	3:13.215	4	14.563	3250m	3:16.199	9	14.830
3375m	3:20.197	4		3375m	3:23.497	9	
3500m	3:27.185	4	13.970	3500m	3:30.772	9	14.573
3625m	3:34.202	4		3625m	3:38.142	9	
3750m	3:41.241	3	14.056	3750m	3:45.480	8	14.708
3875m	3:48.330	3		3875m	3:53.010	9	
4000m	3:55.467	3	14.226	4000m	4:00.440	9	14.960

30 November-2 December 2018

Men's Team Pursuit / Poursuite par équipe hommes
Qualifying / Qualifications
Race Analysis / Analyse de course

Heat 17				Heat 18			
Distance	GBR - Great Britain		Lap Time	Distance	HUB - Huub Wattbike Test Team		Lap Time
	Time	Rank			Time	Rank	
125m	13.175	3		125m	13.547	13	
250m	20.773	2	20.773	250m	21.331	12	21.331
375m	27.910	2		375m	28.665	13	
500m	34.990	2	14.217	500m	35.783	11	14.452
625m	41.996	2		625m	42.877	9	
750m	49.104	3	14.114	750m	49.975	9	14.192
875m	56.257	3		875m	57.055	6	
1000m	1:03.490	3	14.386	1000m	1:04.201	6	14.226
1125m	1:10.634	3		1125m	1:11.339	6	
1250m	1:17.783	3	14.293	1250m	1:18.532	6	14.331
1375m	1:24.900	3		1375m	1:25.681	6	
1500m	1:32.149	3	14.366	1500m	1:32.873	7	14.341
1625m	1:39.227	3		1625m	1:40.172	7	
1750m	1:46.244	3	14.095	1750m	1:47.369	7	14.496
1875m	1:53.267	3		1875m	1:54.568	7	
2000m	2:00.334	3	14.090	2000m	2:01.817	7	14.448
2125m	2:07.327	3		2125m	2:09.108	7	
2250m	2:14.381	3	14.047	2250m	2:16.591	7	14.774
2375m	2:21.459	3		2375m	2:23.765	7	
2500m	2:28.660	3	14.279	2500m	2:30.973	6	14.382
2625m	2:35.753	3		2625m	2:38.134	6	
2750m	2:42.869	3	14.209	2750m	2:45.360	6	14.387
2875m	2:50.185	3		2875m	2:52.799	6	
3000m	2:57.442	3	14.573	3000m	3:00.007	6	14.647
3125m	3:04.727	3		3125m	3:07.244	6	
3250m	3:12.037	3	14.595	3250m	3:14.481	6	14.474
3375m	3:19.533	3		3375m	3:21.727	6	
3500m	3:26.832	3	14.795	3500m	3:28.989	6	14.508
3625m	3:34.095	3		3625m	3:36.234	6	
3750m	3:41.347	4	14.515	3750m	3:43.566	6	14.577
3875m	3:48.802	4		3875m	3:50.824	6	
4000m	3:56.318	4	14.971	4000m	3:58.086	6	14.520

Communiqué approved by the Secretary of the Commissaires Panel:

Men's Team Pursuit / Poursuite par équipe hommes
Qualifying / Qualifications
Start List / Liste de départ
 Fri 30 Nov 2018 - Race distance: 4000m

World Record	3:49.804 AUSTRALIA	Brisbane (AUS)	5 APR 2018
---------------------	--------------------	----------------	------------

Heat	Race Number	Team / Name	Time
1		KAZ - Kazakhstan	_____
	30	ZAKHAROV Artyom	
	212	TURAR Assylkhan	
	213	VASSILENKOV Roman	
	215	ZHUMAKAN Alisher	
2		AUS - Australia	_____
	1	WELSFORD Sam	
	57	HOWARD Leigh	
	58	O'BRIEN Kelland	
	59	PORTER Alexander	
3		UKR - Ukraine	_____
	45	HRYNIV Vitaliy	
	322	DZHUS Volodymyr	
	323	MALEEV Timur	
	324	SHCHERBAN Vladyslav	
4		KOR - Republic of Korea	_____
	216	IM Jaeyeon	
	217	MIN Kyeongho	
	219	PARK Keonwoo	
	220	SHIN Dongin	
5		BEL - Belgium	_____
	4	GHYS Robbe	
	72	de KETELE Kenny	
	73	de PAUW Moreno	
	74	de VYLDER Lindsay	
6		BLR - Belarus	_____
	6	TSISHKOU Raman	
	80	AKHRAMENKA Yauheni	
	81	KARALIOK Yauheni	
	82	RAMANAU Raman	

Men's Team Pursuit / Poursuite par équipe hommes
Qualifying / Qualifications
Start List / Liste de départ
 Fri 30 Nov 2018 - Race distance: 4000m

Heat	Race Number	Team / Name	Time
7		POL - Poland	_____
	260	CZUBAK Dawid	
	261	KAISER Adrian	
	265	RUDYK Bartosz	
	268	STANISZEWSKI Daniel	
8		LOK - Lokosphinx	_____
	227	NIKIFOROV Arseny	
	228	NOVIKOV Savva	
	229	SHILOV Sergei	
	230	SOKOLOV Dmitrii	
9		MCT - Marathon-Tula Cycling Team	_____
	239	KOVALEV Evgeny	
	240	PROSTOKISHIN Andrey	
	241	SUKHOV Maxim	
	242	ZHURKIN Nikolay	
10		RUS - Russian Federation	_____
	281	GONOV Lev	
	285	SMIRNOV Alexandr	
	286	SMIRNOV Ivan	
	287	SYRITSA Gleb	
11		CAN - Canada	_____
	8	GEE Derek	
	89	FOLEY Michael	
	90	JAMIESON Adam	
	91	LAMOUREUX Jay	
12		DEN - Denmark	_____
	13	JOHANSEN Julius	
	119	HANSEN Lasse Norman	
	121	PEDERSEN Rasmus	
	122	von FOLSACH Casper	
13		SUI - Switzerland	_____
	41	IMHOF Claudio	
	301	PASCHE Frank	
	302	SCHIR Thery	
	303	THIERY Cyrille	

Men's Team Pursuit / Poursuite par équipe hommes
Qualifying / Qualifications
Start List / Liste de départ
 Fri 30 Nov 2018 - Race distance: 4000m

Heat	Race Number	Team / Name	Time
14		TTB - Track-Team Brandenburg	_____
	44	MALCHAREK Moritz	
	311	BANUSCH Richard	
	312	BOKELOH Jonas	
	315	HENKELMANN Milan	
15		GER - Germany	_____
	153	GROSS Felix	
	156	REINHARDT Theo	
	157	ROHDE Leon	
	158	WEINSTEIN Domenic	
16		ITA - Italy	_____
	26	VIVIANI Elia	
	191	LAMON Francesco	
	192	PLEBANI Davide	
	193	SCARTEZZINI Michele	
17		GBR - Great Britain	_____
	17	WOOD Oliver	
	137	CLANCY Edward	
	138	EMADI Kian	
	143	TANFIELD Charlie	
18		HUB - Huub Wattbike Test Team	_____
	171	ARCHIBALD John	
	172	BIGHAM Daniel	
	174	TANFIELD Harry	
	175	WALE Jonathan	

Qualification Rule:

The eight teams recording the best times in the qualifying round will be matched in the First round as follows:

The 6th fastest team against the 7th fastest team.

The 5th fastest team against the 8th fastest team.

The 2nd fastest team against the 3rd fastest team.

The fastest team against the 4th fastest team.

The winners of heats 3 and 4 in the First round ride the final for the gold and silver medals.

The remaining six teams will be ranked by their times in the First round and will be paired as follows:

The two fastest teams ride the final for the bronze medal.

Men's Team Pursuit / Poursuite par équipe hommes
Qualifying / Qualifications
Start List / Liste de départ
Fri 30 Nov 2018 - Race distance: 4000m

Heat	Race Number	Team / Name	Time
------	----------------	----------------	------

Communiqué approved by the Secretary of the Commissaires Panel:

.....

Note:

The composition of the teams may be subject to change up to one hour before the start of the race.

Men's Omnium / Omnium hommes
World Cup Standings / Classement coupe du monde
 As of SUN 2 DEC 2018

Event No 1	Saint-Quentin-en-Yvelines (FRA)	19-21 OCT 2018
Event No 2	Milton (CAN)	26-28 OCT 2018
Event No 3	Berlin (GER)	30 NOV-2 DEC 2018
Event No 4	London (GBR)	14-16 DEC 2018
Event No 5	Cambridge (NZL)	18-20 JAN 2019
Event No 6	Hong-Kong (HKG)	25-27 JAN 2019

Rank	Name	Team Code	Event No 1	Event No 2	Event No 3	Event No 4	Event No 5	Event No 6	Total Points
1	TORRES BARCELO Albert	ESP	500.0	300.0	450.0				1250.0
2	THOMAS Benjamin	FRA	400.0	500.0					900.0
3	van SCHIP Jan Willem	NED	375.0		400.0				775.0
4	VOLIKAKIS Christos	GRE	325.0		375.0				700.0
5	WOOD Oliver	GBR	450.0		205.0				655.0
6	MALCHAREK Moritz	GER		325.0	300.0				625.0
7	IMHOF Claudio	SUI		350.0	190.0				540.0
8	TSISHKOU Raman	BLR	300.0		225.0				525.0
9	GEE Derek	CAN	275.0		250.0				525.0
10	WELSFORD Sam	AUS			500.0				500.0
11	JOHANSEN Julius	DEN	225.0		275.0				500.0
12	STEWART Mark	GBR		450.0					450.0
13	ZAKHAROV Artyom	KAZ	60.0		350.0				410.0
14	STEWART Campbell	NZL		400.0					400.0
15	de VYLLDER Lindsay	BEL		375.0					375.0
16	GHYS Robbe	BEL	205.0		160.0				365.0
17	SAJNOK Szymon	POL	350.0						350.0
18	VIVIANI Elia	ITA			325.0				325.0
19	LEUNG Chun Wing	HKG	110.0	110.0	80.0				300.0
20	POTTS Marc	IRL	100.0	190.0					290.0
21	PRADO JUAREZ Ignacio Jesus	MEX		145.0	145.0				290.0
22	LAMON Francesco	ITA		275.0					275.0
23	LOVASSY Krisztian	HUN	80.0	100.0	90.0				270.0
24	HOLLOWAY Daniel	USA		250.0					250.0
25	CONSONNI Simone	ITA	250.0						250.0
26	FOLEY Michael	CAN		225.0					225.0
27	CONTTE Tomas	ARG	50.0	175.0					225.0
28	von FOLSACH Casper	DEN		205.0					205.0
29	SCHIR Thery	SUI	190.0						190.0
30	KUBOKI Kazushige	JPN			175.0				175.0
31	VASYLIEV Maksym	UKR	175.0						175.0
32	SLAWEK Damian	POL		160.0					160.0
33	MATIAS Joao	POR	160.0						160.0
34	BEYER Maximilian	GER	145.0						145.0
35	OLIVEIRA Rui	POR			130.0				130.0
36	IMAMURA Shunsuke	JPN		130.0					130.0
37	ROSTOVTSEV Sergei	RUS	130.0						130.0
38	MURPHY Jb	IRL			120.0				120.0
39	HRYNIV Vitaliy	UKR		120.0					120.0
40	KERGOZOU Nicholas	NZL	120.0						120.0
41	PULGAR Angel	VEN			110.0				110.0
42	MANAKOV Viktor	RUS			100.0				100.0
43	STASH Mamyr	RUS		90.0					90.0

Men's Omnium / Omnium hommes
World Cup Standings / Classement coupe du monde

As of SUN 2 DEC 2018

Rank	Name	Team Code	Event No 1	Event No 2	Event No 3	Event No 4	Event No 5	Event No 6	Total Points
44	HARRISON Joshua	MPB	90.0						90.0
45	KARALIOK Yauheni	BLR		80.0					80.0
46	RUGOVAC Denis	CZE			70.0				70.0
47	KLINE Shane	USA	70.0						70.0
48	SHCHERBAN Vladyslav	UKR			60.0				60.0

Men's Omnium / Omnium hommes

Final Classification / Classement final

Rank	Race No.	Name	Team Code	Scratch Race 1¼	Tempo Race 2¼	Elimination Race 3¼	Sub Total Points	Points Race 4/4 (100 Laps - 25 Km)										Total Points			
								Sprint Points											Lap Points		Finish Order
								1	2	3	4	5	6	7	8	9	10		+	-	
1	1	WELSFORD Sam	AUS	32 (5)	38 (2)	40 (1)	110 (2)				5			3		10			1	128	
2	15	TORRES BARCELO Albert	ESP	38 (2)	40 (1)	34 (4)	112 (1)				3		1			2			4	118	
3	34	van SCHIP Jan Willem	NED	40 (1)	20 (11)	38 (2)	98 (3)				2	5	5		1	2			6	113	
4	20	VOLIKAKIS Christos	GRE	30 (6)	16 (13)	18 (12)	64 (10)	2		2				3	2		6	20	2	99	
5	30	ZAKHAROV Artyom	KAZ	36 (3)	28 (7)	26 (8)	90 (4)				1	3	3	2					15	99	
6	26	VIVIANI Elia	ITA	26 (8)	30 (6)	32 (5)	88 (5)							5		1	4		3	98	
7	44	MALCHAREK Moritz	TTB	16 (13)	34 (4)	20 (11)	70 (7)			3							20		7	93	
8	13	JOHANSEN Julius	DEN	34 (4)	1 (22)	30 (6)	65 (9)	2									20		17	87	
9	8	GEE Derek	CAN	18 (12)	22 (10)	14 (14)	54 (12)	5	1				1				20		14	81	
10	6	TSISHKOU Raman	BLR	22 (10)	14 (14)	24 (9)	60 (11)										20		11	80	
11	17	WOOD Oliver	GBR	24 (9)	24 (9)	1 (21)	49 (13)			5			2				20		5	76	
12	41	IMHOF Claudio	SUI	28 (7)	10 (16)	36 (3)	74 (6)												10	74	
13	28	KUBOKI Kazushige	JPN	20 (11)	18 (12)	28 (7)	66 (8)					2				3			9	71	
14	4	GHYS Robbe	BEL	12 (15)	26 (8)	6 (18)	44 (15)	5	3										22	52	
15	32	PRADO JUAREZ Ignacio	MEX	1 (21)	32 (5)	12 (15)	45 (14)		1						5				13	51	
16	38	OLIVEIRA Rui	POR	14 (14)	4 (19)	22 (10)	40 (17)	3											21	43	
17	24	MURPHY Jb	IRL	2 (20)	36 (3)	2 (20)	40 (16)												12	40	
18	48	PULGAR Angel	VEN	10 (16)	12 (15)	1 (22)	23 (19)					1							8	24	
19	39	MANAKOV Viktor	RUS	6 (18)	2 (20)	16 (13)	24 (18)												19	24	
20	23	LOVASSY Krisztian	HUN	4 (19)	6 (18)	1 (23)	11 (22)									5			20	16	
21	21	LEUNG Chun Wing	HKG	1 (23)	8 (17)	1 (24)	10 (24)	1											16	11	
22	11	RUGOVAC Denis	CZE	1 (22)	1 (24)	10 (16)	12 (21)											40	23	-28	
23	324	SHCHERBAN Vladyslav	UKR	1 (24)	1 (23)	8 (17)	10 (23)											40		18	-30
	37	SAJNOK Szymon	POL	8 (17)	1 (21)	4 (19)	13 (20)												DNF		DNF

Elapsed Time: 28:26 - Average Speed: 52.742km/h

Communiqué approved by the Secretary of the Commissaires Panel:

NOTES

Points scale for the first three phases: 1st: 40 points, 2nd: 38 points, 3rd: 36 points, etc.

LEGEND

- Points lost
No. Number

+ Points gained
Rk Rank

DNF Did Not Finish

nn (x) Points (Rank)

Men's Omnium / Omnium hommes
Results Progression / Progression des résultats

Rank	Race No.	Name	Team Code		Scratch Race 1¼		Tempo Race 2¼		Elimination Race 3¼		Points Race 4¼
					Rk	Pts	Rk	Pts	Rk	Pts	Pts
1	1	WELSFORD Sam	AUS	Race result:	5	32	2	38	1	40	18
				Overall:	5	32	2	70	2	110	128
2	15	TORRES BARCELO Albert	ESP	Race result:	2	38	1	40	4	34	6
				Overall:	2	38	1	78	1	112	118
3	34	van SCHIP Jan Willem	NED	Race result:	1	40	11	20	2	38	15
				Overall:	1	40	4	60	3	98	113
4	20	VOLIKAKIS Christos	GRE	Race result:	6	30	13	16	12	18	35
				Overall:	6	30	8	46	10	64	99
5	30	ZAKHAROV Artyom	KAZ	Race result:	3	36	7	28	8	26	9
				Overall:	3	36	3	64	4	90	99
6	26	VIVIANI Elia	ITA	Race result:	8	26	6	30	5	32	10
				Overall:	8	26	5	56	5	88	98
7	44	MALCHAREK Moritz	TTB	Race result:	13	16	4	34	11	20	23
				Overall:	13	16	6	50	7	70	93
8	13	JOHANSEN Julius	DEN	Race result:	4	34	22	1	6	30	22
				Overall:	4	34	15	35	9	65	87
9	8	GEE Derek	CAN	Race result:	12	18	10	22	14	14	27
				Overall:	12	18	9	40	12	54	81
10	6	TSISHKOU Raman	BLR	Race result:	10	22	14	14	9	24	20
				Overall:	10	22	14	36	11	60	80
11	17	WOOD Oliver	GBR	Race result:	9	24	9	24	21	1	27
				Overall:	9	24	7	48	13	49	76
12	41	IMHOF Claudio	SUI	Race result:	7	28	16	10	3	36	0
				Overall:	7	28	11	38	6	74	74
13	28	KUBOKI Kazushige	JPN	Race result:	11	20	12	18	7	28	5
				Overall:	11	20	13	38	8	66	71
14	4	GHYS Robbe	BEL	Race result:	15	12	8	26	18	6	8
				Overall:	15	12	12	38	15	44	52
15	32	PRADO JUAREZ Ignacio	MEX	Race result:	21	1	5	32	15	12	6
				Overall:	21	1	16	33	14	45	51
16	38	OLIVEIRA Rui	POR	Race result:	14	14	19	4	10	22	3
				Overall:	14	14	18	18	17	40	43
17	24	MURPHY Jb	IRL	Race result:	20	2	3	36	20	2	0
				Overall:	20	2	10	38	16	40	40
18	48	PULGAR Angel	VEN	Race result:	16	10	15	12	22	1	1
				Overall:	16	10	17	22	19	23	24
19	39	MANAKOV Viktor	RUS	Race result:	18	6	20	2	13	16	0
				Overall:	18	6	22	8	18	24	24
20	23	LOVASSY Krisztian	HUN	Race result:	19	4	18	6	23	1	5
				Overall:	19	4	19	10	22	11	16
21	21	LEUNG Chun Wing	HKG	Race result:	23	1	17	8	24	1	1
				Overall:	23	1	21	9	24	10	11
22	11	RUGOVAC Denis	CZE	Race result:	22	1	24	1	16	10	-40
				Overall:	22	1	23	2	21	12	-28
23	324	SHCHERBAN Vladyslav	UKR	Race result:	24	1	23	1	17	8	-40
				Overall:	24	1	24	2	23	10	-30
DNF	37	SAJNOK Szymon	POL	Race result:	17	8	21	1	19	4	DNF
				Overall:	17	8	20	9	20	13	

30 November-2 December 2018

Men's Omnium / Omnium hommes
Results Progression / Progression des résultats

Rank	Race No.	Name	Team Code	Scratch Race 1/4		Tempo Race 2/4		Elimination Race 3/4		Points Race 4/4
				Rk	Pts	Rk	Pts	Rk	Pts	Pts

Note:
Points scale for the first 4 phases : 1st: 40 points, 2nd: 38 points, 3rd: 36 points, etc.

LEGEND
DNF Did Not Finish **No.** Number **Pts** Points **Rk** Rank

**Men's Omnium / Omnium hommes
Points Race 4\4 / Course aux points 4\4
Start List / Liste de départ**

Sun 2 Dec 2018 - Race distance: 100 laps (25km) with 10 sprints

Race Number	Name	Team Code
At the fence		
15	TORRES BARCELO Albert	ESP
34	van SCHIP Jan Willem	NED
26	VIVIANI Elia	ITA
44	MALCHAREK Moritz	TTB
13	JOHANSEN Julius	DEN
6	TSISHKOU Raman	BLR
17	WOOD Oliver	GBR
4	GHYS Robbe	BEL
38	OLIVEIRA Rui	POR
48	PULGAR Angel	VEN
11	RUGOVAC Denis	CZE
324	SHCHERBAN Vladyslav	UKR
At the blue band		
1	WELSFORD Sam	AUS
30	ZAKHAROV Artyom	KAZ
41	IMHOF Claudio	SUI
28	KUBOKI Kazushige	JPN
20	VOLIKAKIS Christos	GRE
8	GEE Derek	CAN
32	PRADO JUAREZ Ignacio	MEX
24	MURPHY Jb	IRL
39	MANAKOV Viktor	RUS
37	SAJNOK Szymon	POL
23	LOVASSY Krisztian	HUN
21	LEUNG Chun Wing	HKG

Communiqué approved by the Secretary of the Commissaires Panel:

.....

Men's Omnium / Omnium hommes
Elimination Race 3\4 / Course par élimination 3\4
Results / Résultats
 Sun 2 Dec 2018

 Elapsed time: **12:41**

 Average Speed: **53.203km/h**

Rank	Race Number	Name	Team Code
1	1	WELSFORD Sam	AUS
2	34	van SCHIP Jan Willem	NED
3	41	IMHOF Claudio	SUI
4	15	TORRES BARCELO Albert	ESP
5	26	VIVIANI Elia	ITA
6	13	JOHANSEN Julius	DEN
7	28	KUBOKI Kazushige	JPN
8	30	ZAKHAROV Artyom	KAZ
9	6	TSISHKOU Raman	BLR
10	38	OLIVEIRA Rui	POR
11	44	MALCHAREK Moritz	TTB
12	20	VOLIKAKIS Christos	GRE
13	39	MANAKOV Viktor	RUS
14	8	GEE Derek	CAN
15	32	PRADO JUAREZ Ignacio	MEX
16	11	RUGOVAC Denis	CZE
17	324	SHCHERBAN Vladyslav	UKR
18	4	GHYS Robbe	BEL
19	37	SAJNOK Szymon	POL
20	24	MURPHY Jb	IRL
21	17	WOOD Oliver	GBR
22	48	PULGAR Angel	VEN
23	23	LOVASSY Krisztian	HUN
24	21	LEUNG Chun Wing	HKG

 Communiqué approved by the Secretary of the Commissaires Panel:

Men's Omnium / Omnium hommes
Elimination Race 3\4 / Course par élimination 3\4
Start List / Liste de départ

Race Number	Name	Team Code
At the fence		
15	TORRES BARCELO Albert	ESP
30	ZAKHAROV Artyom	KAZ
26	VIVIANI Elia	ITA
17	WOOD Oliver	GBR
8	GEE Derek	CAN
41	IMHOF Claudio	SUI
28	KUBOKI Kazushige	JPN
13	JOHANSEN Julius	DEN
48	PULGAR Angel	VEN
23	LOVASSY Krisztian	HUN
21	LEUNG Chun Wing	HKG
11	RUGOVAC Denis	CZE
At the blue band		
1	WELSFORD Sam	AUS
34	van SCHIP Jan Willem	NED
44	MALCHAREK Moritz	TTB
20	VOLIKAKIS Christos	GRE
24	MURPHY Jb	IRL
4	GHYS Robbe	BEL
6	TSISHKOU Raman	BLR
32	PRADO JUAREZ Ignacio	MEX
38	OLIVEIRA Rui	POR
37	SAJNOK Szymon	POL
39	MANAKOV Viktor	RUS
324	SHCHERBAN Vladyslav	UKR

Communiqué approved by the Secretary of the Commissaires Panel:

.....

**Men's Omnium / Omnium hommes
Tempo Race 2\4 / Course tempo 2\4
Results / Résultats**

Sun 2 Dec 2018 - Race distance: 40 laps (10km)

Elapsed time: **10:51**

Average Speed: **55.228km/h**

Rank	Race No.	Name	Team Code	Sprints Won	Finish Order	Lap Points			Total Points
						+	-	Balance	
1	15	TORRES BARCELO Albert	ESP	29, 30, 31, 32, 33, 34, 35, 36	1				8
2	1	WELSFORD Sam	AUS	13, 14, 16, 18, 20, 22, 24, 27	6				8
3	24	MURPHY Jb	IRL	1, 2, 3, 4	23				4
4	44	MALCHAREK Moritz	TTB	17, 19, 21, 23	24				4
5	32	PRADO JUAREZ Ignacio	MEX	5, 6, 7	14				3
6	26	VIVIANI Elia	ITA	25, 28	8				2
7	30	ZAKHAROV Artyom	KAZ	8, 9	17				2
8	4	GHYS Robbe	BEL	26	2				1
9	17	WOOD Oliver	GBR	11	3				1
10	8	GEE Derek	CAN	10	4				1
11	34	van SCHIP Jan Willem	NED	12	7				1
12	28	KUBOKI Kazushige	JPN	15	19				1
13	20	VOLIKAKIS Christos	GRE		5				0
14	6	TSISHKOU Raman	BLR		9				0
15	48	PULGAR Angel	VEN		10				0
16	41	IMHOF Claudio	SUI		11				0
17	21	LEUNG Chun Wing	HKG		13				0
18	23	LOVASSY Krisztian	HUN		15				0
19	38	OLIVEIRA Rui	POR		16				0
20	39	MANAKOV Viktor	RUS		18				0
21	37	SAJNOK Szymon	POL		21				0
22	13	JOHANSEN Julius	DEN		22				0
23	324	SHCHERBAN Vladyslav	UKR		12		20	-20	-20
24	11	RUGOVAC Denis	CZE		20		40	-40	-40

Communiqué approved by the Secretary of the Commissaires Panel:

LEGEND

- Points lost + Points gained No. Number

Men's Omnium / Omnium hommes
Tempo Race 2\4 / Course tempo 2\4
Start List / Liste de départ
 Sun 2 Dec 2018 - Race distance: 40 laps (10km)

Race Number	Name	Team Code
At the fence		
34	van SCHIP Jan Willem	NED
30	ZAKHAROV Artyom	KAZ
1	WELSFORD Sam	AUS
41	IMHOF Claudio	SUI
17	WOOD Oliver	GBR
28	KUBOKI Kazushige	JPN
44	MALCHAREK Moritz	TTB
4	GHYS Robbe	BEL
37	SAJNOK Szymon	POL
23	LOVASSY Krisztian	HUN
32	PRADO JUAREZ Ignacio	MEX
21	LEUNG Chun Wing	HKG
At the blue band		
15	TORRES BARCELO Albert	ESP
13	JOHANSEN Julius	DEN
20	VOLIKAKIS Christos	GRE
26	VIVIANI Elia	ITA
6	TSISHKOU Raman	BLR
8	GEE Derek	CAN
38	OLIVEIRA Rui	POR
48	PULGAR Angel	VEN
39	MANAKOV Viktor	RUS
24	MURPHY Jb	IRL
11	RUGOVAC Denis	CZE
324	SHCHERBAN Vladyslav	UKR

Communiqué approved by the Secretary of the Commissaires Panel:

.....

**Men's Omnium / Omnium hommes
Scratch Race 1\4 / Course scratch 1\4
Results / Résultats**

Sun 2 Dec 2018 - Race distance: 40 laps (10km)

Elapsed time: **11:23**

Average Speed: **52.691km/h**

Rank	Race Number	Name	Team Code	Laps Down
1	34	van SCHIP Jan Willem	NED	
2	15	TORRES BARCELO Albert	ESP	
3	30	ZAKHAROV Artyom	KAZ	
4	13	JOHANSEN Julius	DEN	
5	1	WELSFORD Sam	AUS	
6	20	VOLIKAKIS Christos	GRE	
7	41	IMHOF Claudio	SUI	
8	26	VIVIANI Elia	ITA	
9	17	WOOD Oliver	GBR	
10	6	TSISHKOU Raman	BLR	
11	28	KUBOKI Kazushige	JPN	
12	8	GEE Derek	CAN	
13	44	MALCHAREK Moritz	TTB	
14	38	OLIVEIRA Rui	POR	
15	4	GHYS Robbe	BEL	
16	48	PULGAR Angel	VEN	
17	37	SAJNOK Szymon	POL	
18	39	MANAKOV Viktor	RUS	
19	23	LOVASSY Krisztian	HUN	
20	24	MURPHY Jb	IRL	
21	32	PRADO JUAREZ Ignacio	MEX	
22	11	RUGOVAC Denis	CZE	
23	21	LEUNG Chun Wing	HKG	
24	324	SHCHERBAN Vladyslav	UKR	

Communiqué approved by the Secretary of the Commissaires Panel:

.....

Men's Omnium / Omnium hommes
Scratch Race 1\4 / Course scratch 1\4
Start List / Liste de départ
 Sun 2 Dec 2018 - Race distance: 40 laps (10km)

Race Number	Name	Team Code
At the fence		
37	SAJNOK Szymon	POL
20	VOLIKAKIS Christos	GRE
21	LEUNG Chun Wing	HKG
41	IMHOF Claudio	SUI
15	TORRES BARCELO Albert	ESP
4	GHYS Robbe	BEL
23	LOVASSY Krisztian	HUN
48	PULGAR Angel	VEN
44	MALCHAREK Moritz	TTB
13	JOHANSEN Julius	DEN
324	SHCHERBAN Vladyslav	UKR
24	MURPHY Jb	IRL
At the blue band		
6	TSISHKOU Raman	BLR
34	van SCHIP Jan Willem	NED
32	PRADO JUAREZ Ignacio	MEX
17	WOOD Oliver	GBR
1	WELSFORD Sam	AUS
38	OLIVEIRA Rui	POR
30	ZAKHAROV Artyom	KAZ
26	VIVIANI Elia	ITA
8	GEE Derek	CAN
11	RUGOVAC Denis	CZE
39	MANAKOV Viktor	RUS
28	KUBOKI Kazushige	JPN

Communiqué approved by the Secretary of the Commissaires Panel:

.....

Men's Madison / Madison hommes
World Cup Standings / Classement coupe du monde
 As of SAT 1 DEC 2018

Event No 1	Saint-Quentin-en-Yvelines (FRA)	19-21 OCT 2018
Event No 2	Milton (CAN)	26-28 OCT 2018
Event No 3	Berlin (GER)	30 NOV-2 DEC 2018
Event No 4	London (GBR)	14-16 DEC 2018
Event No 5	Cambridge (NZL)	18-20 JAN 2019
Event No 6	Hong-Kong (HKG)	25-27 JAN 2019

Rank	Name	Team Code	Event No 1	Event No 2	Event No 3	Event No 4	Event No 5	Event No 6	Total Points
1	DENMARK	DEN	500.0	500.0	500.0				1500.0
2	GREAT BRITAIN	GBR	375.0	450.0	450.0				1275.0
3	GERMANY	GER	325.0	190.0	400.0				915.0
4	SPAIN	ESP	350.0	325.0	205.0				880.0
5	BELGIUM	BEL	160.0	375.0	300.0				835.0
6	ITALY	ITA	250.0	175.0	375.0				800.0
7	AUSTRALIA	AUS	400.0		350.0				750.0
8	POLAND	POL	450.0	110.0	175.0				735.0
9	AUSTRIA	AUT	300.0	145.0	225.0				670.0
10	HONG KONG, CHINA	HKG	190.0	275.0	160.0				625.0
11	SWITZERLAND	SUI	175.0	250.0	190.0				615.0
12	BELARUS	BLR	145.0	300.0	145.0				590.0
13	IRELAND	IRL	110.0	205.0	250.0				565.0
14	FRANCE	FRA	205.0	350.0					555.0
15	NETHERLANDS	NED	225.0		325.0				550.0
16	PORTUGAL	POR	275.0		275.0				550.0
17	UNITED STATES OF AMERICA	USA		400.0					400.0
18	UKRAINE	UKR	130.0	120.0	120.0				370.0
19	NEW ZEALAND	NZL	120.0	225.0					345.0
20	RUSSIAN FEDERATION	RUS		160.0	130.0				290.0
21	CZECH REPUBLIC	CZE		130.0	110.0				240.0

Men's Madison / Madison hommes
Final / Finale
Results / Résultats

Sat 1 Dec 2018 - Race distance: 120 laps (30km) with 12 sprints

 Elapsed time: **31:04**

 Average Speed: **57.932km/h**

Rank	Race Number	Name	Sprint Number												Lap Points			Finish Order	Points	
			1	2	3	4	5	6	7	8	9	10	11	12	+	-	Balance			
1	12	DEN - Denmark	3			2	5		5	5					4	20		20	3	44
		Black HANSEN Lasse Norman																		
		Red von FOLSACH Casper																		
2	5	GBR - Great Britain		5	5		2			3			5	10					1	30
		Black STEWART Mark																		
		Red WOOD Oliver																		
3	8	GER - Germany		3	3			5	2	2	3	3	3						5	24
		Black KLUGE Roger																		
		Red REINHARDT Theo																		
4	6	ITA - Italy				5	3				5		2						4	15
		Black SCARTEZZINI Michele																		
		Red LAMON Francesco																		
5	16	AUS - Australia	5	2	1	1			3										16	12
		Black SCOTT Cameron																		
		Red O'BRIEN Kelland																		
6	18	NED - Netherlands	1			3	1				2	2	2						7	11
		Black BEUKEBOOM Dion																		
		Red van SCHIP Jan Willem																		
7	2	BEL - Belgium						2	1	1				6					2	10
		Black de VYLDER Lindsay																		
		Red de KETELE Kenny																		
8	14	POR - Portugal			2						5								12	7
		Black MATIAS Joao																		
		Red OLIVEIRA Rui																		
9	11	IRL - Ireland						3			1	1							14	5
		Black DOWNEY Mark																		
		Red ENGLISH Felix																		
10	1	AUT - Austria		1				1				1							8	3
		Black GRAF Andreas																		
		Red MULLER Andreas																		
11	4	ESP - Spain	2																6	2
		Black TORRES BARCELO Albert																		
		Red MORA VEDRI Sebastian																		
12	13	SUI - Switzerland																	9	0
		Black SCHIR Thery																		
		Red MARGUET Tristan																		
13	7	POL - Poland																	10	0
		Black STANISZEWSKI Daniel																		
		Red PSZCZOLARSKI Wojciech																		
14	3	HKG - Hong Kong, China																	15	0
		Black CHEUNG King Lok																		
		Red LEUNG Chun Wing																		
15	10	BLR - Belarus														40	-40		11	-40
		Black TSISHKOU Raman																		
		Red KARALIOK Yauheni																		
16	15	RUS - Russian Federation														40	-40		13	-40
		Black ERSHOV Artur																		
		Red PISKUNOV Maksim																		
	9	UKR - Ukraine														60	-60			DNF
		Black SHCHERBAN Vladyslav																		
		Red HRYNIV Vitaliy																		

Men's Madison / Madison hommes
Final / Finale
Results / Résultats

Sat 1 Dec 2018 - Race distance: 120 laps (30km) with 12 sprints

 Elapsed time: **31:04**

 Average Speed: **57.932km/h**

Rank	Race Number	Name	Sprint Number												Lap Points			Finish Order	Points			
			1	2	3	4	5	6	7	8	9	10	11	12	+	-	Balance					
	17	CZE - Czech Republic																40	-40			DNF
	Black	LICHNOVSKY Ludek																				
	Red	BABOR Daniel																				

Communiqué approved by the Secretary of the Commissaires Panel:

LEGEND
DNF Did Not Finish

Men's Madison / Madison hommes
Final / Finale
Start List / Liste de départ

Sat 1 Dec 2018 - Race distance: 120 laps (30km) with 12 sprints

Race Number	Team	Colour	Name
1	AUT - Austria	BLACK RED	GRAF Andreas MULLER Andreas
2	BEL - Belgium	BLACK RED	de VYLDER Lindsay de KETELE Kenny
3	HKG - Hong Kong, China	BLACK RED	CHEUNG King Lok LEUNG Chun Wing
4	ESP - Spain	BLACK RED	TORRES BARCELO Albert MORA VEDRI Sebastian
5	GBR - Great Britain	BLACK RED	STEWART Mark WOOD Oliver
6	ITA - Italy	BLACK RED	SCARTEZZINI Michele LAMON Francesco
7	POL - Poland	BLACK RED	STANISZEWSKI Daniel PSZCZOLARSKI Wojciech
8	GER - Germany	BLACK RED	KLUGE Roger REINHARDT Theo
9	UKR - Ukraine	BLACK RED	SHCHERBAN Vladyslav HRYNIV Vitaliy
10	BLR - Belarus	BLACK RED	TSISHKOU Raman KARALIOK Yauheni
11	IRL - Ireland	BLACK RED	DOWNEY Mark ENGLISH Felix
12	DEN - Denmark	BLACK RED	HANSEN Lasse Norman von FOLSACH Casper
13	SUI - Switzerland	BLACK RED	SCHIR Thery MARGUET Tristan
14	POR - Portugal	BLACK RED	MATIAS Joao OLIVEIRA Rui
15	RUS - Russian Federation	BLACK RED	ERSHOV Artur PISKUNOV Maksim
16	AUS - Australia	BLACK RED	SCOTT Cameron O'BRIEN Kelland
17	CZE - Czech Republic	BLACK RED	LICHNOVSKY Ludek BABOR Daniel

Men's Madison / Madison hommes**Final / Finale****Start List / Liste de départ**

Sat 1 Dec 2018 - Race distance: 120 laps (30km) with 12 sprints

Race Number	Team	Colour	Name
18	NED - Netherlands	BLACK RED	BEUKEBOOM Dion van SCHIP Jan Willem

Communiqué approved by the Secretary of the Commissaires Panel:
.....

Men's 1Km Time Trial / 1Km Contre la montre hommes
World Cup Standings / Classement coupe du monde
 As of SAT 1 DEC 2018

Event No 1	Saint-Quentin-en-Yvelines (FRA)	19-21 OCT 2018
Event No 2	Milton (CAN)	26-28 OCT 2018
Event No 3	Berlin (GER)	30 NOV-2 DEC 2018
Event No 4	London (GBR)	14-16 DEC 2018
Event No 5	Cambridge (NZL)	18-20 JAN 2019
Event No 6	Hong-Kong (HKG)	25-27 JAN 2019

Rank	Name	Team Code	Event No 1	Event No 2	Event No 3	Event No 4	Event No 5	Event No 6	Total Points
1	EILERS Joachim	GER			500.0				500.0
2	LAFARGUE Quentin	FRA			450.0				450.0
3	BOS Theo	BCC			400.0				400.0
4	LIGTLEE Sam	NED			375.0				375.0
5	ENGLER Eric	TTB			350.0				350.0
6	PEDERSEN Rasmus	DEN			325.0				325.0
7	MAKSEL Krzysztof	POL			300.0				300.0
8	BABEK Tomas	CZE			275.0				275.0
9	WALE Jonathan	HUB			250.0				250.0
10	CAVES Aidan	CAN			225.0				225.0
11	MORENO SANCHEZ Jose	ESP			190.0				190.0
12	HSIEH Nien Hsing	TPE			175.0				175.0
13	CECI Francesco	ITA			160.0				160.0
14	VASYUKHNO Alexandr	RUS			145.0				145.0
15	MOHD ZONIS Muhammad Fadhil	MAS			130.0				130.0
16	TRUMAN Joseph	TIN			120.0				120.0

Men's 1Km Time Trial / 1Km Contre la montre hommes

Final / Finale

Results / Résultats

Sat 1 Dec 2018 - Race distance: 1000m

World Record	56.303 PERVIS Francois	FRA	Aguascalientes (MEX)	7 DEC 2013
---------------------	------------------------	-----	----------------------	------------

Rank	Race Number	Name	Team Code	250m	500m 250-500	750m 500-750	Time 750-1000	Average Speed km/h
1	152	EILERS Joachim	GER	18.736 (4)	32.081 (4) 13.345 (4)	45.931 (4) 13.850 (3)	1:00.645 14.714 (3)	59.362
2	134	LAFARGUE Quentin	FRA	18.536 (3)	31.674 (2) 13.138 (1)	45.526 (1) 13.852 (4)	1:00.660 15.134 (5)	59.347
3	68	BOS Theo	BCC	19.072 (6)	32.621 (6) 13.549 (8)	46.445 (5) 13.824 (2)	1:00.868 14.423 (1)	59.144
4	251	LIGTLEE Sam	NED	18.378 (1)	31.641 (1) 13.263 (2)	45.629 (2) 13.988 (5)	1:01.233 15.604 (8)	58.792
5	314	ENGLER Eric	TTB	18.500 (2)	31.834 (3) 13.334 (3)	45.889 (3) 14.055 (6)	1:01.333 15.444 (7)	58.696
6	121	PEDERSEN Rasmus	DEN	19.564 (8)	33.055 (8) 13.491 (5)	46.700 (7) 13.645 (1)	1:01.410 14.710 (2)	58.622
7	263	MAKSEL Krzysztof	POL	18.825 (5)	32.351 (5) 13.526 (7)	46.497 (6) 14.146 (8)	1:01.626 15.129 (4)	58.417
8	109	BABEK Tomas	CZE	19.149 (7)	32.649 (7) 13.500 (6)	46.766 (8) 14.117 (7)	1:02.021 15.255 (6)	58.045
9	175	WALE Jonathan	HUB					
10	88	CAVES Aidan	CAN					
12	128	MORENO SANCHEZ Jose	ESP					
13	307	HSIEH Nien Hsing	TPE					
14	189	CECI Francesco	ITA					
15	288	VASYUKHNO Alexandr	RUS					
16	237	MOHD ZONIS Muhammad Fadhil	MAS					
17	306	TRUMAN Joseph	TIN					

Communiqué approved by the Secretary of the Commissaires Panel:

30 November-2 December 2018

Men's 1Km Time Trial / 1Km Contre la montre hommes
Final / Finale
Race Analysis / Analyse de course

Heat 1				Heat 2			
109 BABEK Tomas - CZE				263 MAKSEL Krzysztof - POL			
Distance	Time	Rank	Lap Time	Distance	Time	Rank	Lap Time
125m	11.973	7		125m	11.623	4	
250m	19.149	7	19.149	250m	18.825	5	18.825
375m	25.900	7		375m	25.596	5	
500m	32.649	7	13.500	500m	32.351	5	13.526
625m	39.579	7		625m	39.292	5	
750m	46.766	8	14.117	750m	46.497	6	14.146
875m	54.251	8		875m	53.951	7	
1000m	1:02.021	8	15.255	1000m	1:01.626	7	15.129

Heat 3				Heat 4			
251 LIGTLEE Sam - NED				121 PEDERSEN Rasmus - DEN			
Distance	Time	Rank	Lap Time	Distance	Time	Rank	Lap Time
125m	11.431	1		125m	12.277	8	
250m	18.378	1	18.378	250m	19.564	8	19.564
375m	24.992	1		375m	26.379	8	
500m	31.641	1	13.263	500m	33.055	8	13.491
625m	38.490	2		625m	39.793	8	
750m	45.629	2	13.988	750m	46.700	7	13.645
875m	53.167	2		875m	53.905	6	
1000m	1:01.233	4	15.604	1000m	1:01.410	6	14.710

Heat 5				Heat 6			
68 BOS Theo - NED				314 ENGLER Eric - GER			
Distance	Time	Rank	Lap Time	Distance	Time	Rank	Lap Time
125m	11.924	6		125m	11.568	2	
250m	19.072	6	19.072	250m	18.500	2	18.500
375m	25.867	6		375m	25.153	3	
500m	32.621	6	13.549	500m	31.834	3	13.334
625m	39.480	6		625m	38.709	3	
750m	46.445	5	13.824	750m	45.889	3	14.055
875m	53.562	5		875m	53.415	4	
1000m	1:00.868	3	14.423	1000m	1:01.333	5	15.444

Heat 7				Heat 8			
152 EILERS Joachim - GER				134 LAFARGUE Quentin - FRA			
Distance	Time	Rank	Lap Time	Distance	Time	Rank	Lap Time
125m	11.739	5		125m	11.578	3	
250m	18.736	4	18.736	250m	18.536	3	18.536
375m	25.400	4		375m	25.101	2	
500m	32.081	4	13.345	500m	31.674	2	13.138
625m	38.898	4		625m	38.458	1	
750m	45.931	4	13.850	750m	45.526	1	13.852
875m	53.185	3		875m	52.921	1	
1000m	1:00.645	1	14.714	1000m	1:00.660	2	15.134

Communiqué approved by the Secretary of the Commissaires Panel:

Men's 1Km Time Trial / 1Km Contre la montre hommes
Final / Finale
Start List / Liste de départ

Sat 1 Dec 2018 - Race distance: 1000m

World Record	56.303 PERVIS Francois	FRA	Aguascalientes (MEX)	7 DEC 2013
---------------------	------------------------	-----	----------------------	------------

Order	Race Number	Name	Team Code	Time
1	109	BABEK Tomas	CZE	_____
2	263	MAKSEL Krzysztof	POL	_____
3	251	LIGTLEE Sam	NED	_____
4	121	PEDERSEN Rasmus	DEN	_____
5	68	BOS Theo	BCC	_____
6	314	ENGLER Eric	TTB	_____
7	152	EILERS Joachim	GER	_____
8	134	LAFARGUE Quentin	FRA	_____

Communiqué approved by the Secretary of the Commissaires Panel:

Men's 1Km Time Trial / 1Km Contre la montre hommes
Qualifying / Qualifications
Results / Résultats

Sat 1 Dec 2018 - Race distance: 1000m

World Record	56.303 PERVIS Francois	FRA	Aguascalientes (MEX)	7 DEC 2013
---------------------	------------------------	-----	----------------------	------------

Rank	Race Number	Name	Team Code	250m	500m 250-500	750m 500-750	Time 750-1000	Average Speed km/h
1	134	LAFARGUE Quentin	FRA	18.838 (5)	32.013 (3) 13.175 (1)	45.758 (3) 13.745 (3)	1:00.657 14.899 (7)	59.350
2	152	EILERS Joachim	GER	18.808 (4)	32.264 (4) 13.456 (6)	46.081 (4) 13.817 (5)	1:00.745 14.664 (4)	59.264
3	314	ENGLER Eric	TTB	18.517 (3)	31.770 (2) 13.253 (2)	45.678 (1) 13.908 (7)	1:00.909 15.231 (9)	59.105
4	68	BOS Theo	BCC	19.339 (11)	32.923 (10) 13.584 (9)	46.694 (7) 13.771 (4)	1:01.043 14.349 (3)	58.975
5	121	PEDERSEN Rasmus	DEN	19.236 (10)	32.494 (7) 13.258 (3)	46.162 (5) 13.668 (2)	1:01.067 14.905 (8)	58.952
6	251	LIGTLEE Sam	NED	18.336 (2)	31.618 (1) 13.282 (4)	45.699 (2) 14.081 (11)	1:01.339 15.640 (14)	58.690
7	263	MAKSEL Krzysztof	POL	19.141 (9)	32.796 (9) 13.655 (12)	46.783 (9) 13.987 (9)	1:01.580 14.797 (6)	58.461
8	109	BABEK Tomas	CZE	19.056 (8)	32.473 (6) 13.417 (5)	46.486 (6) 14.013 (10)	1:01.720 15.234 (11)	58.328
9	175	WALE Jonathan	HUB	20.105 (16)	34.029 (16) 13.924 (16)	47.899 (16) 13.870 (6)	1:01.957 14.058 (1)	58.105
10	88	CAVES Aidan	CAN	20.525 (17)	34.172 (17) 13.647 (11)	47.753 (15) 13.581 (1)	1:01.978 14.225 (2)	58.085
11	57	HOWARD Leigh	AUS	19.627 (13)	33.445 (14) 13.818 (15)	47.404 (12) 13.959 (8)	1:02.132 14.728 (5)	57.941
12	128	MORENO SANCHEZ Jose	ESP	18.933 (6)	32.402 (5) 13.469 (7)	46.763 (8) 14.361 (15)	1:02.596 15.833 (15)	57.512
13	307	HSIEH Nien Hsing	TPE	19.491 (12)	33.058 (11) 13.567 (8)	47.303 (10) 14.245 (14)	1:02.809 15.506 (13)	57.317
14	189	CECI Francesco	ITA	19.782 (14)	33.390 (12) 13.608 (10)	47.570 (13) 14.180 (12)	1:02.837 15.267 (12)	57.291
15	288	VASYUKHNO Alexandr	RUS	19.782 (14)	33.533 (15) 13.751 (14)	47.719 (14) 14.186 (13)	1:02.951 15.232 (10)	57.187
16	237	MOHD ZONIS Muhammad Fadhil	MAS	19.044 (7)	32.763 (8) 13.719 (13)	47.358 (11) 14.595 (16)	1:03.275 15.917 (16)	56.895
17	306	TRUMAN Joseph	TIN	18.036 (1)	33.421 (13) 15.385 (17)	53.946 (17) 20.525 (17)	1:17.700 23.754 (17)	46.332

Qualification Rule:

Top 8 riders qualify for final.

Communiqué approved by the Secretary of the Commissaires Panel:

30 November-2 December 2018

Men's 1Km Time Trial / 1Km Contre la montre hommes
Qualifying / Qualifications
Race Analysis / Analyse de course

Heat 1

57 HOWARD Leigh - AUS							
Distance	Time	Rank	Lap Time	Distance	Time	Rank	Lap Time
125m	12.359	13		125m			
250m	19.627	13	19.627	250m			
375m	26.574	13		375m			
500m	33.445	14	13.818	500m			
625m	40.364	13		625m			
750m	47.404	12	13.959	750m			
875m	54.669	10		875m			
1000m	1:02.132	11	14.728	1000m			

Heat 2

121 PEDERSEN Rasmus - DEN				307 HSIEH Nien Hsing - TPE			
Distance	Time	Rank	Lap Time	Distance	Time	Rank	Lap Time
125m	12.079	10		125m	12.289	12	
250m	19.236	10	19.236	250m	19.491	12	19.491
375m	25.911	9		375m	26.272	12	
500m	32.494	7	13.258	500m	33.058	11	13.567
625m	39.212	5		625m	40.052	11	
750m	46.162	5	13.668	750m	47.303	10	14.245
875m	53.434	5		875m	54.875	12	
1000m	1:01.067	5	14.905	1000m	1:02.809	13	15.506

Heat 3

263 MAKSEL Krzysztof - POL				88 CAVES Aidan - CAN			
Distance	Time	Rank	Lap Time	Distance	Time	Rank	Lap Time
125m	11.875	7		125m	12.938	17	
250m	19.141	9	19.141	250m	20.525	17	20.525
375m	25.988	10		375m	27.457	17	
500m	32.796	9	13.655	500m	34.172	17	13.647
625m	39.715	8		625m	40.894	15	
750m	46.783	9	13.987	750m	47.753	15	13.581
875m	54.086	8		875m	54.777	11	
1000m	1:01.580	7	14.797	1000m	1:01.978	10	14.225

Heat 4

109 BABEK Tomas - CZE				175 WALE Jonathan - GBR			
Distance	Time	Rank	Lap Time	Distance	Time	Rank	Lap Time
125m	11.902	8		125m	12.670	16	
250m	19.056	8	19.056	250m	20.105	16	20.105
375m	25.765	7		375m	27.123	16	
500m	32.473	6	13.417	500m	34.029	16	13.924
625m	39.348	6		625m	40.958	16	
750m	46.486	6	14.013	750m	47.899	16	13.870
875m	53.944	7		875m	54.895	13	
1000m	1:01.720	8	15.234	1000m	1:01.957	9	14.058

Heat 5

237 MOHD ZONIS Muhammad Fadhil - MAS				189 CECI Francesco - ITA			
Distance	Time	Rank	Lap Time	Distance	Time	Rank	Lap Time
125m	11.934	9		125m	12.566	15	
250m	19.044	7	19.044	250m	19.782	14	19.782
375m	25.872	8		375m	26.585	14	
500m	32.763	8	13.719	500m	33.390	12	13.608
625m	39.912	10		625m	40.362	12	
750m	47.358	11	14.595	750m	47.570	13	14.180
875m	55.150	15		875m	55.071	14	
1000m	1:03.275	16	15.917	1000m	1:02.837	14	15.267

30 November-2 December 2018

Men's 1Km Time Trial / 1Km Contre la montre hommes
Qualifying / Qualifications
Race Analysis / Analyse de course

Heat 6

314 ENGLER Eric - GER				128 MORENO SANCHEZ Jose - ESP			
Distance	Time	Rank	Lap Time	Distance	Time	Rank	Lap Time
125m	11.571	3		125m	11.854	6	
250m	18.517	3	18.517	250m	18.933	6	18.933
375m	25.125	2		375m	25.644	6	
500m	31.770	2	13.253	500m	32.402	5	13.469
625m	38.580	2		625m	39.409	7	
750m	45.678	1	13.908	750m	46.763	8	14.361
875m	53.118	2		875m	54.478	9	
1000m	1:00.909	3	15.231	1000m	1:02.596	12	15.833

Heat 7

306 TRUMAN Joseph - GBR				152 EILERS Joachim - GER			
Distance	Time	Rank	Lap Time	Distance	Time	Rank	Lap Time
125m	11.220	1		125m	11.753	4	
250m	18.036	1	18.036	250m	18.808	4	18.808
375m	25.139	3		375m	25.526	5	
500m	33.421	13	15.385	500m	32.264	4	13.456
625m	43.085	17		625m	39.082	4	
750m	53.946	17	20.525	750m	46.081	4	13.817
875m	1:05.499	17		875m	53.319	4	
1000m	1:17.700	17	23.754	1000m	1:00.745	2	14.664

Heat 8

288 VASYUKHNO Alexandr - RUS				68 BOS Theo - NED			
Distance	Time	Rank	Lap Time	Distance	Time	Rank	Lap Time
125m	12.503	14		125m	12.168	11	
250m	19.782	14	19.782	250m	19.339	11	19.339
375m	26.651	15		375m	26.157	11	
500m	33.533	15	13.751	500m	32.923	10	13.584
625m	40.523	14		625m	39.742	9	
750m	47.719	14	14.186	750m	46.694	7	13.771
875m	55.167	16		875m	53.769	6	
1000m	1:02.951	15	15.232	1000m	1:01.043	4	14.349

Heat 9

134 LAFARGUE Quentin - FRA				251 LIGTLEE Sam - NED			
Distance	Time	Rank	Lap Time	Distance	Time	Rank	Lap Time
125m	11.823	5		125m	11.417	2	
250m	18.838	5	18.838	250m	18.336	2	18.336
375m	25.430	4		375m	24.960	1	
500m	32.013	3	13.175	500m	31.618	1	13.282
625m	38.765	3		625m	38.480	1	
750m	45.758	3	13.745	750m	45.699	2	14.081
875m	53.034	1		875m	53.298	3	
1000m	1:00.657	1	14.899	1000m	1:01.339	6	15.640

Communiqué approved by the Secretary of the Commissaires Panel:

Men's 1Km Time Trial / 1Km Contre la montre hommes
Qualifying / Qualifications
Start List / Liste de départ

Sat 1 Dec 2018 - Race distance: 1000m

World Record	56.303 PERVIS Francois	FRA	Aguascalientes (MEX)	7 DEC 2013
---------------------	------------------------	-----	----------------------	------------

Heat	Race Number	Name	Team Code	Time
1	57	HOWARD Leigh	AUS	_____
2	121	PEDERSEN Rasmus	DEN	_____
	307	HSIEH Nien Hsing	TPE	_____
3	263	MAKSEL Krzysztof	POL	_____
	88	CAVES Aidan	CAN	_____
4	109	BABEK Tomas	CZE	_____
	175	WALE Jonathan	HUB	_____
5	237	MOHD ZONIS Muhammad Fadhil	MAS	_____
	189	CECI Francesco	ITA	_____
6	314	ENGLER Eric	TTB	_____
	128	MORENO SANCHEZ Jose	ESP	_____
7	306	TRUMAN Joseph	TIN	_____
	152	EILERS Joachim	GER	_____
8	288	VASYUKHNO Alexandr	RUS	_____
	68	BOS Theo	BCC	_____
9	134	LAFARGUE Quentin	FRA	_____
	251	LIGTLEE Sam	NED	_____

Qualification Rule:

Top 8 riders qualify for final.

Communiqué approved by the Secretary of the Commissaires Panel:

Women's Team Sprint / Vitesse par équipe femmes
World Cup Standings / Classement coupe du monde

As of FRI 30 NOV 2018

Event No 1	Saint-Quentin-en-Yvelines (FRA)	19-21 OCT 2018
Event No 2	Milton (CAN)	26-28 OCT 2018
Event No 3	Berlin (GER)	30 NOV-2 DEC 2018
Event No 4	London (GBR)	14-16 DEC 2018
Event No 5	Cambridge (NZL)	18-20 JAN 2019
Event No 6	Hong-Kong (HKG)	25-27 JAN 2019

Rank	Name	Team Code	Event No 1	Event No 2	Event No 3	Event No 4	Event No 5	Event No 6	Total Points
1	GAZPROM-RUSVELO	RVL	500.0	400.0	500.0				1400.0
2	GERMANY	GER	350.0	450.0	450.0				1250.0
3	UKRAINE	UKR	400.0	350.0	325.0				1075.0
4	NETHERLANDS	NED	225.0	375.0	375.0				975.0
5	AUSTRALIA	AUS	450.0	500.0					950.0
6	GREAT BRITAIN	GBR	300.0	250.0	350.0				900.0
7	POLAND	POL	250.0	300.0	250.0				800.0
8	LITHUANIA	LTU	275.0	225.0	225.0				725.0
9	NEW ZEALAND	NZL	375.0	325.0					700.0
10	FRANCE	FRA	325.0	275.0					600.0
11	SPAIN	ESP	205.0	205.0	190.0				600.0
12	PEOPLE'S REPUBLIC OF CHINA	CHN	190.0		400.0				590.0
13	ITALY	ITA	175.0	130.0	160.0				465.0
14	MEXICO	MEX		175.0	275.0				450.0
15	HONG KONG, CHINA	HKG	160.0	145.0	130.0				435.0
16	CANADA	CAN		190.0	175.0				365.0
17	RUSSIAN FEDERATION	RUS			300.0				300.0
18	MALAYSIA	MAS	145.0	120.0					265.0
19	KOREA	KOR			205.0				205.0
20	UNITED STATES OF AMERICA	USA		160.0					160.0
21	INDIA	IND			145.0				145.0

Women's Team Sprint / Vitesse par équipe femmes
Finals / Finales
Results and Final Classification / Résultats et classement final
 Fri 30 Nov 2018 - Race distance: 2 laps

World Record	32.034 CHN - China	Saint-Quentin-En-Yvelines (FRA)	18 FEB 2015
---------------------	--------------------	---------------------------------	-------------

Rank	Team / Name	Lap 1	Time Lap 1-2	Average Speed km/h
------	-------------	-------	--------------	--------------------

Final For Gold

GOLD	1 RVL - Gazprom-Rusvelo	18.405	32.633	55.159
	297 SHMELEVA Daria		14.228	
	298 VOINOVA Anastasiia			

SILVER	2 GER - Germany	18.992	32.922	54.675
	166 WELTE Miriam		13.930	
	162 HINZE Emma			

Final For Bronze

BRONZE	3 CHN - China	19.021	33.336	53.996
	102 LIN Junhong		14.315	
	105 ZHONG Tianshi			

	4 NED - Netherlands	19.135	33.395	53.900
	256 LAMBERINK Kyra		14.260	
	257 LIGTLEE Elis			

Placed after First round

	5 GBR - Great Britain			
	147 MARCHANT Katy			
	144 BATE Lauren			

	6 UKR - Ukraine			
	331 STARIKOVA Olena			
	326 BASOVA Liubov			

	7 RUS - Russian Federation			
	290 ANTONOVA Natalia			
	293 GNIDENKO Ekaterina			

	8 MEX - Mexico			
	245 SALAZAR VALLES Jessica			
	244 GAXIOLA GONZALEZ Luz Daniela			

Did not qualify for First round

	9 POL - Poland			
	270 KARWACKA Marlena			
	271 LOS Urszula			

	10 LTU - Lithuania			
	235 MAROZAITE Migle			
	234 KRUPECKAITE Simona			

	11 KOR - Republic of Korea			
	222 KIM Soohyun			
	224 LEE Hyejin			

	12 ESP - Spain			
	130 CALVO BARBERO Tania			
	131 CASAS ROIGE Helena			

	13 CAN - Canada			
	97 WALSH Amelia			
	94 GENEST Lauriane			

Women's Team Sprint / Vitesse par équipe femmes
Finals / Finales
Results and Final Classification / Résultats et classement final
 Fri 30 Nov 2018 - Race distance: 2 laps

Rank	Team / Name	Lap 1	Time Lap 1-2	Average Speed km/h
14	ITA - Italy			
	199 MANZONI Gloria			
	200 VECE Miriam			
15	IND - India			
	178 DEBORAH Deborah			
	177 CHANU M Sonali			
16	HKG - Hong Kong, China			
	169 LI Yin Yin			
	168 LEE Hoi Yan Jessica			

Communiqué approved by the Secretary of the Commissaires Panel:

Note:
Riders are presented in their starting order

30 November-2 December 2018

Women's Team Sprint / Vitesse par équipe femmes
Finals / Finales
Race Analysis / Analyse de course

GOLD

RVL - Gazprom-Rusvelo				GER - Germany			
Distance	Time	Rank	Lap Time	Distance	Time	Rank	Lap Time
125m	11.179	1		125m	11.579	2	
250m	18.405	1	18.405	250m	18.992	2	18.992
375m	25.542	1		375m	25.896	2	
500m	32.633	1	14.228	500m	32.922	2	13.930

BRONZE

NED - Netherlands				CHN - China			
Distance	Time	Rank	Lap Time	Distance	Time	Rank	Lap Time
125m	11.737	2		125m	11.689	1	
250m	19.135	2	19.135	250m	19.021	1	19.021
375m	26.199	2		375m	26.198	1	
500m	33.395	4	14.260	500m	33.336	3	14.315

Communiqué approved by the Secretary of the Commissaires Panel:

Women's Team Sprint / Vitesse par équipe femmes
Finals / Finales
Start List / Liste de départ
 Fri 30 Nov 2018 - Race distance: 2 laps

World Record	32.034 CHN - China	Saint-Quentin-En-Yvelines (FRA)	18 FEB 2015
---------------------	--------------------	---------------------------------	-------------

Heat	Race Number	Team / Name	Time
FOR BRONZE		NED - Netherlands	_____
	256	LAMBERINK Kyra	
	257	LIGTLEE Elis	
		CHN - China	_____
	102	LIN Junhong	
	105	ZHONG Tianshi	
FOR GOLD		RVL - Gazprom-Rusvelo	_____
	297	SHMELEVA Daria	
	298	VOINOVA Anastasiia	
		GER - Germany	_____
	166	WELTE Miriam	
	162	HINZE Emma	

Communiqué approved by the Secretary of the Commissaires Panel:

.....

Note:
The composition of the teams may be subject to change up to 30 minutes before the start of the race. Sorted in the order given by the team.

Women's Team Sprint / Vitesse par équipe femmes
First Round / Premier tour
Results / Résultats

Fri 30 Nov 2018 - Race distance: 2 laps

World Record	32.034 CHN - China	Saint-Quentin-En-Yvelines (FRA)	18 FEB 2015
---------------------	--------------------	---------------------------------	-------------

Heat	Rank	Team / Name	Lap 1	Time Lap 1-2	Average Speed km/h		
1	1	GER - Germany	18.955	32.931	54.660	QG	
		166 WELTE Miriam		13.976			
		162 HINZE Emma					
	2	GBR - Great Britain		18.938	33.430	53.844	
		147 MARCHANT Katy			14.492		
		144 BATE Lauren					
2	1	CHN - China	19.066	33.265	54.111	QB	
		102 LIN Junhong		14.199			
		105 ZHONG Tianshi					
	2	UKR - Ukraine		18.855	33.720	53.381	
		331 STARIKOVA Olena			14.865		
		326 BASOVA Liubov					
3	1	NED - Netherlands	19.072	33.123	54.343	QB	
		256 LAMBERINK Kyra		14.051			
		254 BRASPENNINCX Shanne					
	2	RUS - Russian Federation		19.235	33.818	53.226	
		290 ANTONOVA Natalia			14.583		
		293 GNIDENKO Ekaterina					
4	1	RVL - Gazprom-Rusvelo	18.476	32.432	55.501	QG	
		297 SHMELEVA Daria		13.956			
		298 VOINOVA Anastasiia					
	2	MEX - Mexico		19.220	33.832	53.204	
		245 SALAZAR VALLES Jessica			14.612		
		244 GAXIOLA GONZALEZ Luz Daniela					

Qualification Rule:

The fastest two winning teams race for the gold and silver medals, and the other two winning teams race for the bronze medal. Losers are classified from 5th to 8th place by their times in the First Round.

Communiqué approved by the Secretary of the Commissaires Panel:

LEGEND
QB Qualified for Bronze **QG** Qualified for Gold

30 November-2 December 2018

Women's Team Sprint / Vitesse par équipe femmes
First Round / Premier tour
Race Analysis / Analyse de course

Heat 1

GER - Germany				GBR - Great Britain			
Distance	Time	Rank	Lap Time	Distance	Time	Rank	Lap Time
125m	11.563	2		125m	11.525	1	
250m	18.955	2	18.955	250m	18.938	1	18.938
375m	25.904	1		375m	26.099	2	
500m	32.931	1	13.976	500m	33.430	2	14.492

Heat 2

CHN - China				UKR - Ukraine			
Distance	Time	Rank	Lap Time	Distance	Time	Rank	Lap Time
125m	11.717	2		125m	11.690	1	
250m	19.066	2	19.066	250m	18.855	1	18.855
375m	26.135	1		375m	26.434	2	
500m	33.265	1	14.199	500m	33.720	2	14.865

Heat 3

NED - Netherlands				RUS - Russian Federation			
Distance	Time	Rank	Lap Time	Distance	Time	Rank	Lap Time
125m	11.689	1		125m	11.813	2	
250m	19.072	1	19.072	250m	19.235	2	19.235
375m	26.013	1		375m	26.472	2	
500m	33.123	1	14.051	500m	33.818	2	14.583

Heat 4

RVL - Gazprom-Rusvelo				MEX - Mexico			
Distance	Time	Rank	Lap Time	Distance	Time	Rank	Lap Time
125m	11.266	1		125m	11.829	2	
250m	18.476	1	18.476	250m	19.220	2	19.220
375m	25.381	1		375m	26.403	2	
500m	32.432	1	13.956	500m	33.832	2	14.612

Communiqué approved by the Secretary of the Commissaires Panel:

Women's Team Sprint / Vitesse par équipe femmes
First Round / Premier tour
Start List / Liste de départ

Fri 30 Nov 2018 - Race distance: 2 laps

World Record	32.034 CHN - China	Saint-Quentin-En-Yvelines (FRA)	18 FEB 2015
---------------------	--------------------	---------------------------------	-------------

Heat	Race Number	Team / Name	Time
1		GER - Germany	_____
	166	WELTE Miriam	
	162	HINZE Emma	
		GBR - Great Britain	_____
	147	MARCHANT Katy	
	144	BATE Lauren	
2		CHN - China	_____
	102	LIN Junhong	
	105	ZHONG Tianshi	
		UKR - Ukraine	_____
	331	STARIKOVA Olena	
	326	BASOVA Liubov	
3		NED - Netherlands	_____
	256	LAMBERINK Kyra	
	254	BRASPENNINCX Shanne	
		RUS - Russian Federation	_____
	290	ANTONOVA Natalia	
	293	GNIDENKO Ekaterina	
4		RVL - Gazprom-Rusvelo	_____
	297	SHMELEVA Daria	
	298	VOINOVA Anastasiia	
		MEX - Mexico	_____
	245	SALAZAR VALLES Jessica	
	244	GAXIOLA GONZALEZ Luz Daniela	

Qualification Rule:

The fastest two winning teams race for the gold and silver medals, and the other two winning teams race for the bronze medal. Losers are classified from 5th to 8th place by their times in the First Round.

Communiqué approved by the Secretary of the Commissaires Panel:

.....

Note:

The composition of the teams may be subject to change up to 30 minutes before the start of the race. Sorted in the order given by the team.

Women's Team Sprint / Vitesse par équipe femmes
Qualifying / Qualifications
Results / Résultats

Fri 30 Nov 2018 - Race distance: 2 laps

World Record	32.034 CHN - China	Saint-Quentin-En-Yvelines (FRA)	18 FEB 2015
---------------------	--------------------	---------------------------------	-------------

Rank	Team / Name	Lap 1	Time Lap 1-2	Average Speed km/h
1	RVL - Gazprom-Rusvelo 297 SHMELEVA Daria 298 VOINOVA Anastasiia	18.492 (1)	32.698 (1) 14.206 (3)	55.049
2	NED - Netherlands 256 LAMBERINK Kyra 254 BRASPENNINCX Shanne	19.015 (5)	33.181 (2) 14.166 (1)	54.248
3	CHN - China 102 LIN Junhong 105 ZHONG Tianshi	19.011 (4)	33.200 (3) 14.189 (2)	54.217
4	GER - Germany 166 WELTE Miriam 161 GRABOSCH Pauline Sophie	19.099 (7)	33.569 (4) 14.470 (6)	53.621
5	GBR - Great Britain 147 MARCHANT Katy 144 BATE Lauren	19.000 (2)	33.615 (5) 14.615 (11)	53.548
6	UKR - Ukraine 331 STARIKOVA Olena 326 BASOVA Liubov	19.001 (3)	33.763 (6) 14.762 (14)	53.313
7	RUS - Russian Federation 290 ANTONOVA Natalia 293 GNIDENKO Ekaterina	19.092 (6)	33.765 (7) 14.673 (12)	53.310
8	MEX - Mexico 245 SALAZAR VALLES Jessica 246 VERDUGO OSUNA Yuli	19.398 (9)	33.872 (8) 14.474 (7)	53.141
9	POL - Poland 270 KARWACKA Marlina 271 LOS Urszula	19.558 (12)	33.893 (9) 14.335 (4)	53.108
10	LTU - Lithuania 235 MAROZAITE Migle 234 KRUPECKAITE Simona	19.464 (11)	33.900 (10) 14.436 (5)	53.097
11	KOR - Republic of Korea 222 KIM Soohyun 224 LEE Hyejin	19.433 (10)	33.996 (11) 14.563 (10)	52.947
12	ESP - Spain 130 CALVO BARBERO Tania 131 CASAS ROIGE Helena	19.320 (8)	34.022 (12) 14.702 (13)	52.907
13	CAN - Canada 97 WALSH Amelia 94 GENEST Lauriane	19.600 (13)	34.129 (13) 14.529 (9)	52.741
14	ITA - Italy 199 MANZONI Gloria 200 VECE Miriam	20.055 (15)	34.581 (14) 14.526 (8)	52.052
15	IND - India 178 DEBORAH Deborah 177 CHANU M Sonali	19.859 (14)	35.689 (15) 15.830 (16)	50.436

Women's Team Sprint / Vitesse par équipe femmes
Qualifying / Qualifications
Results / Résultats

Fri 30 Nov 2018 - Race distance: 2 laps

Rank	Team / Name	Lap 1	Time Lap 1-2	Average Speed km/h
16	HKG - Hong Kong, China	20.411 (16)	35.719 (16)	50.393
	169 LI Yin Yin		15.308 (15)	
	168 LEE Hoi Yan Jessica			

Qualification Rule:

Fastest 8 teams qualify for the first round.

Communiqué approved by the Secretary of the Commissaires Panel:

30 November-2 December 2018

Women's Team Sprint / Vitesse par équipe femmes
Qualifying / Qualifications
Race Analysis / Analyse de course

Heat 1				Heat 2			
CAN - Canada				LTU - Lithuania			
Distance	Time	Rank	Lap Time	Distance	Time	Rank	Lap Time
125m	11.955	13		125m	11.952	12	
250m	19.600	13	19.600	250m	19.464	11	19.464
375m	26.824	13		375m	26.589	8	
500m	34.129	13	14.529	500m	33.900	10	14.436

Heat 3				Heat 4			
IND - India				ITA - Italy			
Distance	Time	Rank	Lap Time	Distance	Time	Rank	Lap Time
125m	12.157	15		125m	12.138	14	
250m	19.859	14	19.859	250m	20.055	15	20.055
375m	27.766	15		375m	27.342	14	
500m	35.689	15	15.830	500m	34.581	14	14.526

Heat 5				Heat 6			
HKG - Hong Kong, China				ESP - Spain			
Distance	Time	Rank	Lap Time	Distance	Time	Rank	Lap Time
125m	12.524	16		125m	11.882	9	
250m	20.411	16	20.411	250m	19.320	8	19.320
375m	28.176	16		375m	26.593	9	
500m	35.719	16	15.308	500m	34.022	12	14.702

Heat 7				Heat 8			
MEX - Mexico				UKR - Ukraine			
Distance	Time	Rank	Lap Time	Distance	Time	Rank	Lap Time
125m	11.944	10		125m	11.810	7	
250m	19.398	9	19.398	250m	19.001	3	19.001
375m	26.617	10		375m	26.427	7	
500m	33.872	8	14.474	500m	33.763	6	14.762

Heat 9				Heat 10			
KOR - Republic of Korea				POL - Poland			
Distance	Time	Rank	Lap Time	Distance	Time	Rank	Lap Time
125m	11.825	8		125m	11.947	11	
250m	19.433	10	19.433	250m	19.558	12	19.558
375m	26.681	12		375m	26.676	11	
500m	33.996	11	14.563	500m	33.893	9	14.335

Heat 11				Heat 12			
NED - Netherlands				GBR - Great Britain			
Distance	Time	Rank	Lap Time	Distance	Time	Rank	Lap Time
125m	11.622	3		125m	11.567	2	
250m	19.015	5	19.015	250m	19.000	2	19.000
375m	25.972	2		375m	26.186	4	
500m	33.181	2	14.166	500m	33.615	5	14.615

Heat 13				Heat 14			
CHN - China				RUS - Russian Federation			
Distance	Time	Rank	Lap Time	Distance	Time	Rank	Lap Time
125m	11.667	4		125m	11.683	5	
250m	19.011	4	19.011	250m	19.092	6	19.092
375m	26.056	3		375m	26.300	6	
500m	33.200	3	14.189	500m	33.765	7	14.673

30 November-2 December 2018

Women's Team Sprint / Vitesse par équipe femmes
Qualifying / Qualifications
Race Analysis / Analyse de course

Heat 15				Heat 16			
Distance	RVL - Gazprom-Rusvelo			Distance	GER - Germany		
	Time	Rank	Lap Time		Time	Rank	Lap Time
125m	11.235	1		125m	11.720	6	
250m	18.492	1	18.492	250m	19.099	7	19.099
375m	25.473	1		375m	26.279	5	
500m	32.698	1	14.206	500m	33.569	4	14.470

Communiqué approved by the Secretary of the Commissaires Panel:

Women's Team Sprint / Vitesse par équipe femmes
Qualifying / Qualifications
Start List / Liste de départ
 Fri 30 Nov 2018 - Race distance: 2 laps

World Record	32.034 CHN - China	Saint-Quentin-En-Yvelines (FRA)	18 FEB 2015
---------------------	--------------------	---------------------------------	-------------

Heat	Race Number	Team / Name	Time
1		CAN - Canada	_____
	97	WALSH Amelia	
	94	GENEST Lauriane	
2		LTU - Lithuania	_____
	235	MAROZAITE Migle	
	234	KRUPECKAITE Simona	
3		IND - India	_____
	178	DEBORAH Deborah	
	177	CHANU M Sonali	
4		ITA - Italy	_____
	199	MANZONI Gloria	
	200	VECE Miriam	
5		HKG - Hong Kong, China	_____
	169	LI Yin Yin	
	168	LEE Hoi Yan Jessica	
6		ESP - Spain	_____
	130	CALVO BARBERO Tania	
	131	CASAS ROIGE Helena	
7		MEX - Mexico	_____
	245	SALAZAR VALLES Jessica	
	246	VERDUGO OSUNA Yuli	
8		UKR - Ukraine	_____
	331	STARIKOVA Olena	
	326	BASOVA Liubov	
9		KOR - Republic of Korea	_____
	222	KIM Soohyun	
	224	LEE Hyejin	

Women's Team Sprint / Vitesse par équipe femmes
Qualifying / Qualifications
Start List / Liste de départ
 Fri 30 Nov 2018 - Race distance: 2 laps

Heat	Race Number	Team / Name	Time
10		POL - Poland	_____
	270	KARWACKA Marlena	
	271	LOS Urszula	
11		NED - Netherlands	_____
	256	LAMBERINK Kyra	
	254	BRASPENNINCX Shanne	
12		GBR - Great Britain	_____
	147	MARCHANT Katy	
	144	BATE Lauren	
13		CHN - China	_____
	102	LIN Junhong	
	105	ZHONG Tianshi	
14		RUS - Russian Federation	_____
	290	ANTONOVA Natalia	
	293	GNIDENKO Ekaterina	
15		RVL - Gazprom-Rusvelo	_____
	297	SHMELEVA Daria	
	298	VOINOVA Anastasiia	
16		GER - Germany	_____
	166	WELTE Miriam	
	161	GRABOSCH Pauline Sophie	

Qualification Rule:

Fastest 8 teams qualify for the first round.

 Communiqué approved by the Secretary of the Commissaires Panel:

.....

Note:

The composition of the teams may be subject to change up to 30 minutes before the start of the race. Sorted in the order given by the team.

Women's Sprint / Vitesse femmes
World Cup Standings / Classement coupe du monde
 As of SAT 1 DEC 2018

Event No 1	Saint-Quentin-en-Yvelines (FRA)	19-21 OCT 2018
Event No 2	Milton (CAN)	26-28 OCT 2018
Event No 3	Berlin (GER)	30 NOV-2 DEC 2018
Event No 4	London (GBR)	14-16 DEC 2018
Event No 5	Cambridge (NZL)	18-20 JAN 2019
Event No 6	Hong-Kong (HKG)	25-27 JAN 2019

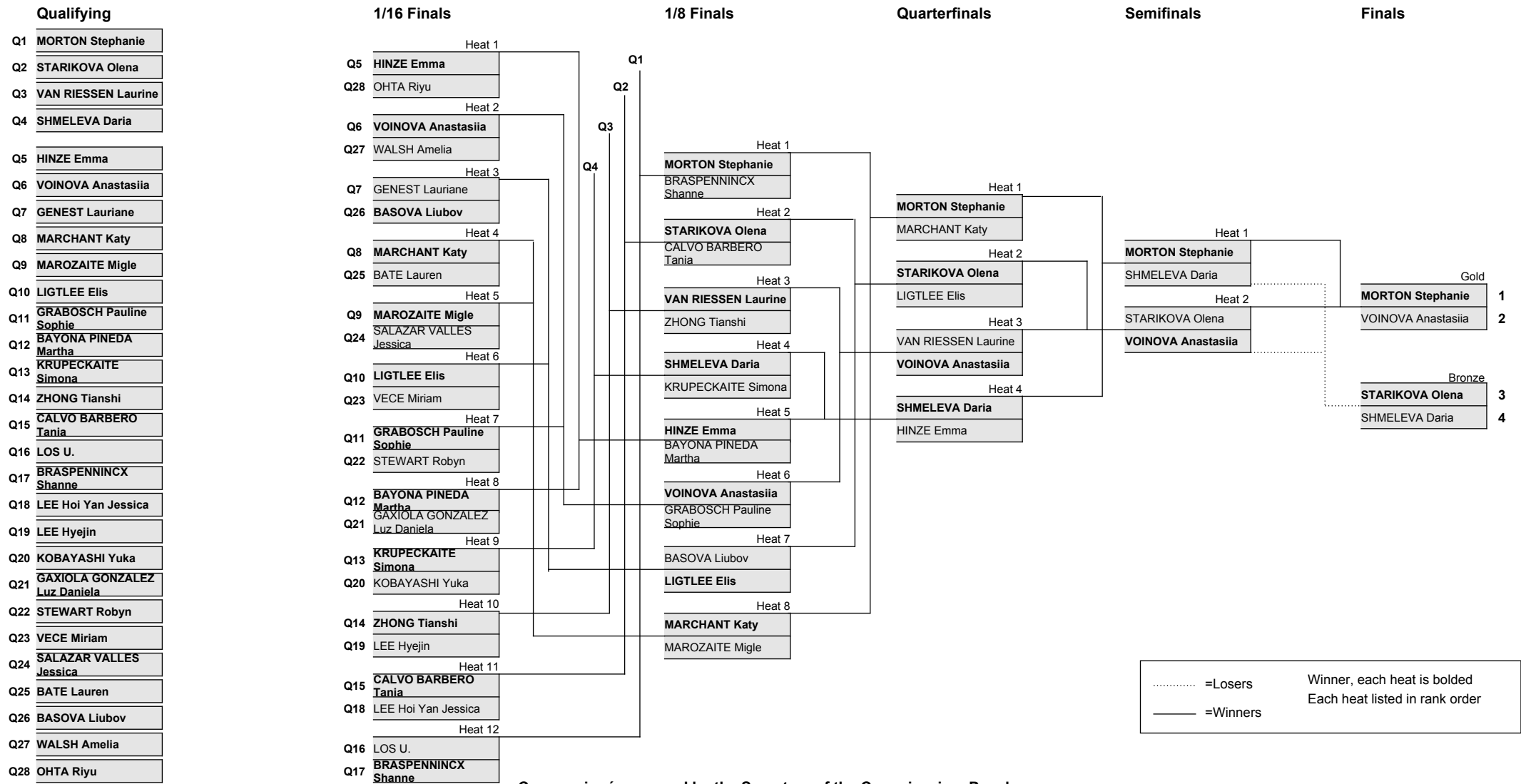
Rank	Name	Team Code	Event No 1	Event No 2	Event No 3	Event No 4	Event No 5	Event No 6	Total Points
1	MORTON Stephanie	AUS	450.0	400.0	500.0				1350.0
2	SHMELEVA Daria	RVL	400.0	375.0	375.0				1150.0
3	LEE Wai Sze	HKG	500.0	500.0					1000.0
4	van RIESSEN Laurine	NED	325.0	250.0	350.0				925.0
5	STARIKOVA Olena	UKR	275.0	225.0	400.0				900.0
6	MARCHANT Katy	GBR	300.0	190.0	300.0				790.0
7	HINZE Emma	GER		450.0	325.0				775.0
8	GROS Mathilde	FRA	375.0	350.0					725.0
9	MAROZAITÉ Migle	LTU	225.0	110.0	250.0				585.0
10	McCULLOCH Kaarle	AUS	250.0	325.0					575.0
11	VOINOVA Anastasiia	RVL	100.0	1.0	450.0				551.0
12	GRABOSCH Pauline Sophie	GER		275.0	225.0				500.0
13	BAYONA PINEDA Martha	COL	160.0	70.0	205.0				435.0
14	HANSEN Natasha	NZL	120.0	300.0					420.0
15	KRUPECKAITE Simona	LTU	70.0	160.0	190.0				420.0
16	los Urszula	POL	130.0	175.0	110.0				415.0
17	CALVO BARBERO Tania	ESP	80.0	130.0	160.0				370.0
18	FRIEDRICH Lea Sophie	GER	350.0						350.0
19	KOBAYASHI Yuka	DSR	175.0	80.0	80.0				335.0
20	BASOVA Liubov	UKR	145.0	60.0	130.0				335.0
21	LEE Hoi Yan Jessica	MSP	90.0	145.0	100.0				335.0
22	van de WOUW Hetty	NED	110.0	205.0					315.0
23	LIGTLEE Elis	NED			275.0				275.0
24	GENEST Lauriane	CAN		120.0	120.0				240.0
25	BRASPENNINCX Shanne	NED		90.0	145.0				235.0
26	CUMMING Emma	NZL	205.0	1.0					206.0
27	DEGRENDELE Nicky	BEL	190.0						190.0
28	ZHONG Tianshi	CHN			175.0				175.0
29	STEWART Robyn	IRL	60.0	1.0	60.0				121.0
30	GODBY Madalyn	USA		100.0					100.0
31	LEE Hyejin	KOR			90.0				90.0
32	GAXIOLA GONZALEZ Luz Daniela	MEX			70.0				70.0
33	BATE Lauren	GBR	50.0	1.0	1.0				52.0
34	VECE Miriam	ITA	1.0	1.0	50.0				52.0
35	SALAZAR VALLES Jessica	MEX		50.0	1.0				51.0
36	OHTA Riyu	JPN	1.0	1.0	1.0				3.0
37	KARWACKA Marlena	POL	1.0	1.0	1.0				3.0
38	KANKOVSKA Sara	CZE	1.0	1.0	1.0				3.0
39	CASAS ROIGE Helena	ESP	1.0	1.0	1.0				3.0
40	WALSH Amelia	CAN		1.0	1.0				2.0
41	MUSTAPA Fatehah	MAS	1.0	1.0					2.0
42	ANDREOTTI Maila	CTF	1.0		1.0				2.0
43	TANG Mengqi	CHN	1.0						1.0

Women's Sprint / Vitesse femmes
World Cup Standings / Classement coupe du monde
 As of SAT 1 DEC 2018

Rank	Name	Team Code	Event No 1	Event No 2	Event No 3	Event No 4	Event No 5	Event No 6	Total Points
44	MARQUARDT Mandy	USA		1.0					1.0
45	DEBORAH Deborah	IND			1.0				1.0
46	VERDUGO OSUNA Yuli Paola	MEX		1.0					1.0
47	MA Wing Yu	HKG	1.0						1.0
48	LI Yin Yin	HKG			1.0				1.0
49	SHEN Yan	CHN		1.0					1.0
50	MOHD ADNAN Farina Shawati	MAS		1.0					1.0
51	MANZONI Gloria	ITA		1.0					1.0

Women's Sprint / Vitesse femmes

Results Bracket / Tableau des matchs avec résultats



Communiqué approved by the Secretary of the Commissaires Panel:

Women's Sprint / Vitesse femmes
Finals / Finales
Results and Final Classification / Résultats et classement final
 Sat 1 Dec 2018 - Race distance: 3 laps

Rank	Race Number	Name	Team Code	1st Race	2nd Race	Decider
				200m Time:	11.412	11.380
				Average Speed km/h:	63.091	63.269
Final For Gold						
GOLD	1	64 MORTON Stephanie	AUS	Winner	Winner	
SILVER	2	298 VOINOVA Anastasiia	RVL	+0.071	+0.182	
Final For Bronze						
				200m Time:	11.534	11.369
				Average Speed km/h:	62.424	63.330
BRONZE	3	331 STARIKOVA Olena	UKR	Winner	+0.015	Winner
	4	297 SHMELEVA Daria	RVL	+0.294	Winner	+0.033
Did not qualify for semifinals						
				200m Time:		
				Average Speed km/h:		
	5	71 van RIESSEN Laurine	BCC			
	6	162 HINZE Emma	GER			
	7	147 MARCHANT Katy	GBR			
	8	257 LIGTLEE Elis	NED			
Did not qualify for 1/4 finals						
				200m Time:		
				Average Speed km/h:		
	9	235 MAROZAITE Migle	LTU			
	10	161 GRABOSCH Pauline Sophie	GER			
	11	107 BAYONA PINEDA Martha	COL			
	12	234 KRUPECKAITE Simona	LTU			
	13	105 ZHONG Tianshi	CHN			
	14	130 CALVO BARBERO Tania	ESP			
	15	254 BRASPENNINCX Shanne	NED			
	16	326 BASOVA Liubov	UKR			
Did not qualify for 1/8 finals						
				200m Time:		
				Average Speed km/h:		
	17	94 GENEST Lauriane	CAN			
	18	271 LOS Urszula	POL			
	19	168 LEE Hoi Yan Jessica	HKG			
	20	224 LEE Hyejin	KOR			
	21	124 KOBAYASHI Yuka	DSR			
	22	244 GAXIOLA GONZALEZ Luz Daniela	MEX			
	23	187 STEWART Robyn	IRL			
	24	200 VECE Miriam	ITA			
	25	245 SALAZAR VALLES Jessica	MEX			
	26	144 BATE Lauren	GBR			
	27	97 WALSH Amelia	CAN			
	28	207 OHTA Riyu	JPN			
Did not qualify for 1/16 finals						
				200m Time:		
				Average Speed km/h:		
	29	116 KANKOVSKA Sara	CZE			
	30	270 KARWACKA Marlena	POL			
	31	131 CASAS ROIGE Helena	ESP			
	32	178 DEBORAH Deborah	IND			
	33	169 LI Yin Yin	HKG			
	34	108 ANDREOTTI Maila	CTF			

Communiqué approved by the Secretary of the Commissaires Panel:

Women's Sprint / Vitesse femmes
Finals / Finales
Start List / Liste de départ
 Sat 1 Dec 2018 - Race distance: 3 laps

Race Number	Name	Team Code	1st Race	2nd Race	Decider
For Bronze					
		200m Time:			
		Average Speed km/h:			
297	SHMELEVA Daria	RVL			
331	STARIKOVA Olena	UKR			
For Gold					
		200m Time:			
		Average Speed km/h:			
64	MORTON Stephanie	AUS			
298	VOINOVA Anastasiia	RVL			

Communiqué approved by the Secretary of the Commissaires Panel:

.....

**Women's Sprint / Vitesse femmes
Semifinals / Demi-finales
Results / Résultats**

Sat 1 Dec 2018 - Race distance: 3 laps

Rank	Race Number	Name	Team Code	1st Race	2nd Race	Decider
				200m Time:	11.327	12.180
				Average Speed km/h:	63.565	59.113
Heat 1						
1	64	MORTON Stephanie	AUS	Winner	Winner	
2	297	SHMELEVA Daria	RVL	+0.030	+1.648	
				200m Time:	11.306	11.293
				Average Speed km/h:	63.683	63.756
Heat 2						
1	298	VOINOVA Anastasiia	RVL	+0.029	Winner	Winner
2	331	STARIKOVA Olena	UKR	Winner	+0.019	+0.027

Qualification Rule:

The winners race for the gold and silver medals. The losers race for the bronze medal.

Communiqué approved by the Secretary of the Commissaires Panel:

.....

Women's Sprint / Vitesse femmes
Semifinals / Demi-finales
Start List / Liste de départ
 Sat 1 Dec 2018 - Race distance: 3 laps

Race Number	Name	Team Code	1st Race	2nd Race	Decider
Heat 1					
		200m Time:			
		Average Speed km/h:			
64	MORTON Stephanie	AUS			
297	SHMELEVA Daria	RVL			
Heat 2					
		200m Time:			
		Average Speed km/h:			
331	STARIKOVA Olena	UKR			
298	VOINOVA Anastasiia	RVL			

Qualification Rule:

The winners race for the gold and silver medals. The losers race for the bronze medal.

Communiqué approved by the Secretary of the Commissaires Panel:

.....

Women's Sprint / Vitesse femmes
Quarterfinals / Quart de finales
Results / Résultats

Sat 1 Dec 2018 - Race distance: 3 laps

Rank	Race Number	Name	Team Code	1st Race	2nd Race	Decider
			200m Time:	11.326	11.322	
			Average Speed km/h:	63.571	63.593	
Heat 1						
1	64	MORTON Stephanie	AUS	Winner	Winner	
2	147	MARCHANT Katy	GBR	+0.154	+0.180	
			200m Time:	11.668	11.216	
			Average Speed km/h:	61.707	64.194	
Heat 2						
1	331	STARIKOVA Olena	UKR	Winner	Winner	
2	257	LIGTLEE Elis	NED	+0.267	+0.441	
			200m Time:	11.338	11.238	
			Average Speed km/h:	63.503	64.068	
Heat 3						
1	298	VOINOVA Anastasiia	RVL	Winner	Winner	
2	71	van RIESSEN Laurine	BCC	+0.080	+0.160	
			200m Time:	11.531	11.515	
			Average Speed km/h:	62.440	62.527	
Heat 4						
1	297	SHMELEVA Daria	RVL	Winner	Winner	
2	162	HINZE Emma	GER	+0.148	+0.041	

Qualification Rule:

The winner of each heat qualifies to the Semifinals.

Communiqué approved by the Secretary of the Commissaires Panel:

Women's Sprint / Vitesse femmes
Quarterfinals / Quart de finales
Start List / Liste de départ
 Sat 1 Dec 2018 - Race distance: 3 laps

Race Number	Name	Team Code	1st Race	2nd Race	Decider
Heat 1					
		200m Time:			
		Average Speed km/h:			
64	MORTON Stephanie	AUS			
147	MARCHANT Katy	GBR			
Heat 2					
		200m Time:			
		Average Speed km/h:			
331	STARIKOVA Olena	UKR			
257	LIGTLEE Elis	NED			
Heat 3					
		200m Time:			
		Average Speed km/h:			
71	van RIESSEN Laurine	BCC			
298	VOINOVA Anastasiia	RVL			
Heat 4					
		200m Time:			
		Average Speed km/h:			
297	SHMELEVA Daria	RVL			
162	HINZE Emma	GER			

Qualification Rule:

The winner of each heat qualifies to the Semifinals.

 Communiqué approved by the Secretary of the Commissaires Panel:

Women's Sprint / Vitesse femmes
1/8 Finals / 1/8 de finale
Results / Résultats
 Sat 1 Dec 2018 - Race distance: 3 laps

Rank	Race Number	Name	Team Code	
			200m Time:	11.257
			Average Speed km/h:	63.960
Heat 1				
1	64	MORTON Stephanie	AUS	Winner
2	254	BRASPENNINCX Shanne	NED	+0.174
			200m Time:	11.358
			Average Speed km/h:	63.391
Heat 2				
1	331	STARIKOVA Olena	UKR	Winner
2	130	CALVO BARBERO Tania	ESP	+0.085
			200m Time:	11.429
			Average Speed km/h:	62.998
Heat 3				
1	71	van RIESSEN Laurine	BCC	Winner
2	105	ZHONG Tianshi	CHN	+0.007
			200m Time:	11.210
			Average Speed km/h:	64.228
Heat 4				
1	297	SHMELEVA Daria	RVL	Winner
2	234	KRUPECKAITE Simona	LTU	+0.147
			200m Time:	11.393
			Average Speed km/h:	63.197
Heat 5				
1	162	HINZE Emma	GER	Winner
2	107	BAYONA PINEDA Martha	COL	+0.100
			200m Time:	11.328
			Average Speed km/h:	63.559
Heat 6				
1	298	VOINOVA Anastasiia	RVL	Winner
2	161	GRABOSCH Pauline Sophie	GER	+0.338
			200m Time:	11.755
			Average Speed km/h:	61.251
Heat 7				
1	257	LIGTLEE Elis	NED	Winner
2	326	BASOVA Liubov	UKR	+0.026
			200m Time:	11.512
			Average Speed km/h:	62.543
Heat 8				
1	147	MARCHANT Katy	GBR	Winner
2	235	MAROZAITE Migle	LTU	+0.010

Qualification Rule:

The winner of each heat qualifies to the Quarterfinals.

 Communiqué approved by the Secretary of the Commissaires Panel:

Note:

The average speed is taken over the last 200m.

Women's Sprint / Vitesse femmes
1/8 Finals / 1/8 de finale
Start List / Liste de départ

Sat 1 Dec 2018 - Race distance: 3 laps

Race Number	Name	Team Code	Time
Heat 1			
		200m Time:	
		Average Speed km/h:	
64	MORTON Stephanie	AUS	
254	BRASPENNINCX Shanne	NED	
Heat 2			
		200m Time:	
		Average Speed km/h:	
331	STARIKOVA Olena	UKR	
130	CALVO BARBERO Tania	ESP	
Heat 3			
		200m Time:	
		Average Speed km/h:	
71	van RIESSEN Laurine	BCC	
105	ZHONG Tianshi	CHN	
Heat 4			
		200m Time:	
		Average Speed km/h:	
297	SHMELEVA Daria	RVL	
234	KRUPECKAITE Simona	LTU	
Heat 5			
		200m Time:	
		Average Speed km/h:	
162	HINZE Emma	GER	
107	BAYONA PINEDA Martha	COL	
Heat 6			
		200m Time:	
		Average Speed km/h:	
298	VOINOVA Anastasiia	RVL	
161	GRABOSCH Pauline Sophie	GER	
Heat 7			
		200m Time:	
		Average Speed km/h:	
326	BASOVA Liubov	UKR	
257	LIGTLEE Elis	NED	
Heat 8			
		200m Time:	
		Average Speed km/h:	
147	MARCHANT Katy	GBR	
235	MAROZAITE Migle	LTU	

Qualification Rule:

The winner of each heat qualifies to the Quarterfinals.

Communiqué approved by the Secretary of the Commissaires Panel:

Women's Sprint / Vitesse femmes
1/16 Finals / 1/16 de finale
Results / Résultats

Sat 1 Dec 2018 - Race distance: 3 laps

Rank	Race Number	Name	Team Code	
				200m Time: 11.401
				Average Speed km/h: 63.152
Heat 1				
1	162	HINZE Emma	GER	Winner
2	207	OHTA Riyu	JPN	+0.270
				200m Time: 11.732
				Average Speed km/h: 61.371
Heat 2				
1	298	VOINOVA Anastasiia	RVL	Winner
2	97	WALSH Amelia	CAN	+0.131
				200m Time: 11.247
				Average Speed km/h: 64.017
Heat 3				
1	326	BASOVA Liubov	UKR	Winner
	94	GENEST Lauriane	CAN	REL
				200m Time: 11.574
				Average Speed km/h: 62.208
Heat 4				
1	147	MARCHANT Katy	GBR	Winner
2	144	BATE Lauren	GBR	+0.108
				200m Time: 11.672
				Average Speed km/h: 61.686
Heat 5				
1	235	MAROZAITE Migle	LTU	Winner
2	245	SALAZAR VALLES Jessica	MEX	+0.060
				200m Time: 11.652
				Average Speed km/h: 61.792
Heat 6				
1	257	LIGTLEE Elis	NED	Winner
2	200	VECE Miriam	ITA	+0.032
				200m Time: 11.529
				Average Speed km/h: 62.451
Heat 7				
1	161	GRABOSCH Pauline Sophie	GER	Winner
2	187	STEWART Robyn	IRL	+0.245
				200m Time: 11.570
				Average Speed km/h: 62.230
Heat 8				
1	107	BAYONA PINEDA Martha	COL	Winner
2	244	GAXIOLA GONZALEZ Luz Daniela	MEX	+0.145
				200m Time: 11.615
				Average Speed km/h: 61.989
Heat 9				
1	234	KRUPECKAITE Simona	LTU	Winner
2	124	KOBAYASHI Yuka	DSR	+0.040
				200m Time: 11.606
				Average Speed km/h: 62.037
Heat 10				
1	105	ZHONG Tianshi	CHN	Winner
2	224	LEE Hyejin	KOR	+0.197

Women's Sprint / Vitesse femmes
1/16 Finals / 1/16 de finale
Results / Résultats
 Sat 1 Dec 2018 - Race distance: 3 laps

Rank	Race Number	Name	Team Code	
				200m Time: 11.629
				Average Speed km/h: 61.914
Heat 11				
1	130	CALVO BARBERO Tania	ESP	Winner
2	168	LEE Hoi Yan Jessica	HKG	+0.033
				200m Time: 11.450
				Average Speed km/h: 62.882
Heat 12				
1	254	BRASPENNINCX Shanne	NED	Winner
2	271	LOS Urszula	POL	+0.067

Qualification Rule:

The winner of each heat qualifies to the 1/8 Finals.

No 94 GENEST Lauriane (CAN)

 Relegation for not holding his/her line during the final sprint
 Déclassement pour avoir quitté sa ligne pendant le sprint final

 Communiqué approved by the Secretary of the Commissaires Panel:

Note:

The average speed is taken over the last 200m.

LEGEND
REL Relegated

Women's Sprint / Vitesse femmes
1/16 Finals / 1/16 de finale
Start List / Liste de départ

Sat 1 Dec 2018 - Race distance: 3 laps

Race Number	Name	Team Code	Time
			200m Time: Average Speed km/h:
Heat 1			
162	HINZE Emma	GER	
207	OHTA Riyu	JPN	
			200m Time: Average Speed km/h:
Heat 2			
298	VOINOVA Anastasiia	RVL	
97	WALSH Amelia	CAN	
			200m Time: Average Speed km/h:
Heat 3			
94	GENEST Lauriane	CAN	
326	BASOVA Liubov	UKR	
			200m Time: Average Speed km/h:
Heat 4			
147	MARCHANT Katy	GBR	
144	BATE Lauren	GBR	
			200m Time: Average Speed km/h:
Heat 5			
235	MAROZAITE Migle	LTU	
245	SALAZAR VALLES Jessica	MEX	
			200m Time: Average Speed km/h:
Heat 6			
257	LIGHTLEE Elis	NED	
200	VECE Miriam	ITA	
			200m Time: Average Speed km/h:
Heat 7			
161	GRABOSCH Pauline Sophie	GER	
187	STEWART Robyn	IRL	
			200m Time: Average Speed km/h:
Heat 8			
107	BAYONA PINEDA Martha	COL	
244	GAXIOLA GONZALEZ Luz Daniela	MEX	
			200m Time: Average Speed km/h:
Heat 9			
234	KRUPECKAITE Simona	LTU	
124	KOBAYASHI Yuka	DSR	
			200m Time: Average Speed km/h:
Heat 10			
105	ZHONG Tianshi	CHN	
224	LEE Hyejin	KOR	
			200m Time: Average Speed km/h:
Heat 11			
130	CALVO BARBERO Tania	ESP	
168	LEE Hoi Yan Jessica	HKG	

Women's Sprint / Vitesse femmes
1/16 Finals / 1/16 de finale
Start List / Liste de départ

Sat 1 Dec 2018 - Race distance: 3 laps

Race Number	Name	Team Code	Time
200m Time:			
Average Speed km/h:			
271	LOS Urszula	POL	
254	BRASPENNINCX Shanne	NED	

Heat 12
Qualification Rule:

The winner of each heat qualifies to the 1/8 Finals.

Communiqué approved by the Secretary of the Commissaires Panel:

**Women's Sprint / Vitesse femmes
Qualifying / Qualifications
Results / Résultats**

Sat 1 Dec 2018 - Race distance: 200m flying start (3.5 laps)

World Record	10.384	VOGEL Kristina	GER	Aguascalientes (MEX)	7 DEC 2013
---------------------	--------	----------------	-----	----------------------	------------

Rank	Race Number	Name	Team Code	100m	Time 100-200	Average Speed km/h
1	64	MORTON Stephanie	AUS	5.207 (1)	10.484 5.277 (1)	68.676
2	331	STARIKOVA Olena	UKR	5.257 (2)	10.670 5.413 (2)	67.479
3	71	van RIESSSEN Laurine	BCC	5.275 (3)	10.695 5.420 (3)	67.321
4	297	SHMELEVA Daria	RVL	5.297 (4)	10.785 5.488 (6)	66.759
5	162	HINZE Emma	GER	5.359 (8)	10.820 5.461 (4)	66.543
6	298	VOINOVA Anastasiia	RVL	5.329 (7)	10.843 5.514 (7)	66.402
7	94	GENEST Lauriane	CAN	5.319 (5)	10.859 5.540 (13)	66.304
8	147	MARCHANT Katy	GBR	5.390 (10)	10.870 5.480 (5)	66.237
9	235	MAROZAITE Migle	LTU	5.319 (5)	10.887 5.568 (17)	66.134
10	257	LIGTLEE Elis	NED	5.392 (11)	10.915 5.523 (9)	65.964
11	161	GRABOSCH Pauline Sophie	GER	5.388 (9)	10.919 5.531 (11)	65.940
12	107	BAYONA PINEDA Martha	COL	5.398 (13)	10.933 5.535 (12)	65.856
13	234	KRUPECKAITE Simona	LTU	5.394 (12)	10.938 5.544 (15)	65.826
14	105	ZHONG Tianshi	CHN	5.430 (19)	10.951 5.521 (8)	65.747
15	130	CALVO BARBERO Tania	ESP	5.424 (18)	10.953 5.529 (10)	65.735
16	271	LOS Urszula	POL	5.419 (17)	10.962 5.543 (14)	65.681
17	254	BRASPENNINCX Shanne	NED	5.403 (14)	10.971 5.568 (17)	65.628
18	168	LEE Hoi Yan Jessica	HKG	5.409 (15)	10.988 5.579 (19)	65.526
19	224	LEE Hyejin	KOR	5.414 (16)	11.010 5.596 (20)	65.395
20	124	KOBAYASHI Yuka	DSR	5.462 (21)	11.017 5.555 (16)	65.354
21	244	GAXIOLA GONZALEZ Luz Daniela	MEX	5.461 (20)	11.098 5.637 (21)	64.877
22	187	STEWART Robyn	IRL	5.488 (22)	11.152 5.664 (23)	64.562

**Women's Sprint / Vitesse femmes
Qualifying / Qualifications
Results / Résultats**

Sat 1 Dec 2018 - Race distance: 200m flying start (3.5 laps)

Rank	Race Number	Name	Team Code	100m	Time 100-200	Average Speed km/h
23	200	VECE Miriam	ITA	5.505 (25)	11.179 5.674 (24)	64.406
24	245	SALAZAR VALLES Jessica	MEX	5.497 (24)	11.181 5.684 (26)	64.395
25	144	BATE Lauren	GBR	5.541 (27)	11.199 5.658 (22)	64.291
26	326	BASOVA Liubov	UKR	5.525 (26)	11.204 5.679 (25)	64.263
27	97	WALSH Amelia	CAN	5.495 (23)	11.215 5.720 (27)	64.200
28	207	OHTA Riyu	JPN	5.569 (28)	11.336 5.767 (28)	63.514
29	116	KANKOVSKA Sara	CZE	5.591 (29)	11.366 5.775 (29)	63.347
30	270	KARWACKA Marlena	POL	5.603 (31)	11.384 5.781 (30)	63.247
31	131	CASAS ROIGE Helena	ESP	5.596 (30)	11.435 5.839 (31)	62.965
32	178	DEBORAH Deborah	IND	5.704 (32)	11.622 5.918 (32)	61.951
33	169	LI Yin Yin	HKG	5.780 (33)	11.757 5.977 (33)	61.240
34	108	ANDREOTTI Maila	CTF	5.836 (34)	11.875 6.039 (34)	60.632

Qualification Rule:

Top 4 riders qualify for 1/8 Finals. 5th to 28th places qualify for 1/16 Finals.

Communiqué approved by the Secretary of the Commissaires Panel:

**Women's Sprint / Vitesse femmes
Qualifying / Qualifications
Start List / Liste de départ**

Sat 1 Dec 2018 - Race distance: 200m flying start (3.5 laps)

World Record	10.384 VOGEL Kristina	GER	Aguascalientes (MEX)	7 DEC 2013
---------------------	-----------------------	-----	----------------------	------------

Order	Race Number	Name	Team Code	Time
1	169	LI Yin Yin	HKG	_____
2	270	KARWACKA Marlena	POL	_____
3	131	CASAS ROIGE Helena	ESP	_____
4	178	DEBORAH Deborah	IND	_____
5	207	OHTA Riyu	JPN	_____
6	116	KANKOVSKA Sara	CZE	_____
7	108	ANDREOTTI Maila	CTF	_____
8	257	LIGTLEE Elis	NED	_____
9	244	GAXIOLA GONZALEZ Luz Daniela	MEX	_____
10	144	BATE Lauren	GBR	_____
11	245	SALAZAR VALLES Jessica	MEX	_____
12	168	LEE Hoi Yan Jessica	HKG	_____
13	200	VECE Miriam	ITA	_____
14	97	WALSH Amelia	CAN	_____
15	271	LOS Urszula	POL	_____
16	105	ZHONG Tianshi	CHN	_____
17	187	STEWART Robyn	IRL	_____
18	124	KOBAYASHI Yuka	DSR	_____
19	94	GENEST Lauriane	CAN	_____
20	130	CALVO BARBERO Tania	ESP	_____
21	162	HINZE Emma	GER	_____
22	107	BAYONA PINEDA Martha	COL	_____
23	147	MARCHANT Katy	GBR	_____
24	298	VOINOVA Anastasiia	RVL	_____
25	161	GRABOSCH Pauline Sophie	GER	_____
26	235	MAROZAITE Migle	LTU	_____
27	71	van RIESSSEN Laurine	BCC	_____
28	326	BASOVA Liubov	UKR	_____
29	254	BRASPENNINCX Shanne	NED	_____
30	224	LEE Hyejin	KOR	_____
31	331	STARIKOVA Olena	UKR	_____
32	234	KRUPECKAITE Simona	LTU	_____
33	297	SHMELEVA Daria	RVL	_____
34	64	MORTON Stephanie	AUS	_____

Qualification Rule:

Top 4 riders qualify for 1/8 Finals. 5th to 28th places qualify for 1/16 Finals.

Women's Sprint / Vitesse femmes**Qualifying / Qualifications****Start List / Liste de départ**

Sat 1 Dec 2018 - Race distance: 200m flying start (3.5 laps)

Order	Race Number	Name	Team Code	Time
-------	-------------	------	-----------	------

Communiqué approved by the Secretary of the Commissaires Panel:

Women's Keirin / Keirin femmes
World Cup Standings / Classement coupe du monde
 As of SUN 2 DEC 2018

Event No 1	Saint-Quentin-en-Yvelines (FRA)	19-21 OCT 2018
Event No 2	Milton (CAN)	26-28 OCT 2018
Event No 3	Berlin (GER)	30 NOV-2 DEC 2018
Event No 4	London (GBR)	14-16 DEC 2018
Event No 5	Cambridge (NZL)	18-20 JAN 2019
Event No 6	Hong-Kong (HKG)	25-27 JAN 2019

Rank	Name	Team Code	Event No 1	Event No 2	Event No 3	Event No 4	Event No 5	Event No 6	Total Points
1	van RIESSEN Laurine	NED	500.0	205.0	500.0				1205.0
2	MORTON Stephanie	AUS	250.0	450.0	325.0				1025.0
3	KRUPECKAITE Simona	LTU	375.0	225.0	350.0				950.0
4	KOBAYASHI Yuka	DSR	300.0	175.0	400.0				875.0
5	SHMELEVA Daria	RVL	450.0	350.0					800.0
6	LEE Wai Sze	HKG	400.0	375.0					775.0
7	HINZE Emma	GER		300.0	450.0				750.0
8	BAYONA PINEDA Martha	COL	120.0	400.0	190.0				710.0
9	OHTA Riyu	JPN	190.0	175.0	300.0				665.0
10	BRASPENNINCX Shanne	NED		250.0	375.0				625.0
11	GROS Mathilde	FRA	275.0	275.0					550.0
12	GODBY Madalyn	USA		500.0					500.0
13	HANSEN Natasha	NZL	350.0	120.0					470.0
14	STEWART Robyn	IRL	120.0	190.0	120.0				430.0
15	MERCHANT Katy	GBR	175.0	80.0	175.0				430.0
16	GNIDENKO Ekaterina	RUS	175.0		225.0				400.0
17	los Urszula	POL	225.0	175.0					400.0
18	BASOVA Liubov	UKR	80.0	175.0	120.0				375.0
19	KANKOVSKA Sara	CZE	80.0	80.0	175.0				335.0
20	GENEST Lauriane	CAN		325.0	1.0				326.0
21	DEGRENDELE Nicky	BEL	325.0						325.0
22	GAXIOLA GONZALEZ Luz Daniela	MEX		120.0	175.0				295.0
23	MUSTAPA Fatehah	MAS	175.0	120.0					295.0
24	LEE Hyejin	KOR			275.0				275.0
25	ZHONG Tianshi	CHN			250.0				250.0
26	LEE Hoi Yan Jessica	MSP	120.0	120.0	1.0				241.0
27	VOINOVA Anastasiia	RVL			205.0				205.0
28	FRIEDRICH Lea Sophie	GER	205.0						205.0
29	CASAS ROIGE Helena	ESP	120.0		80.0				200.0
30	KARWACKA Marlena	POL			175.0				175.0
31	TANG Mengqi	CHN	175.0						175.0
32	ANDREOTTI Maila	CTF	80.0		50.0				130.0
33	DEBORAH Deborah	IND			120.0				120.0
33	WANG Tzu Chun	TPE			120.0				120.0
35	VECE Miriam	ITA		1.0	80.0				81.0
36	ZAYED AHMED Ebtissam	EGY			80.0				80.0
37	MANZONI Gloria	ITA	80.0						80.0
38	CALVO BARBERO Tania	ESP		80.0					80.0
38	PALMER Dahlia	JAM		80.0					80.0
40	du PREEZ Charlene	RSA	1.0						1.0

**Women's Keirin / Keirin femmes
Finals / Finales
Results / Résultats**

Sun 2 Dec 2018 - Race distance: 6 laps

Rank	Race Number	Name	Team Code	Time Behind
				200m Time: 11.515
				Average Speed km/h: 62.527
Final 1-6				
1	71	van RIESEN Laurine	BCC	
2	162	HINZE Emma	GER	+0.071
3	124	KOBAYASHI Yuka	DSR	+0.128
4	254	BRASPENNINCX Shanne	NED	+0.144
5	234	KRUPECKAITE Simona	LTU	+0.599
6	64	MORTON Stephanie	AUS	+1.587
				200m Time: 11.466
				Average Speed km/h: 62.794
Final 7-12				
7	207	OHTA Riyu	JPN	
8	224	LEE Hyejin	KOR	+0.005
9	105	ZHONG Tianshi	CHN	+0.081
10	293	GNIDENKO Ekaterina	RUS	+0.115
11	298	VOINOVA Anastasiia	RVL	+0.127
12	107	BAYONA PINEDA Martha	COL	+0.137
Did not qualify from First round				
13	116	KANKOVSKA Sara	CZE	
13	147	MARCHANT Katy	GBR	
13	244	GAXIOLA GONZALEZ Luz Daniela	MEX	
13	270	KARWACKA Marlena	POL	
17	178	DEBORAH Deborah	IND	
17	187	STEWART Robyn	IRL	
17	309	WANG Tzu Chun	TPE	
17	326	BASOVA Liubov	UKR	
21	125	ZAYED AHMED Ebtissam	EGY	
21	131	CASAS ROIGE Helena	ESP	
21	200	VECE Miriam	ITA	
24	108	ANDREOTTI Maila	CTF	
25	94	GENEST Lauriane	CAN	
25	168	LEE Hoi Yan Jessica	HKG	

Communiqué approved by the Secretary of the Commissaires Panel:

.....

Women's Keirin / Keirin femmes
Finals / Finales
Start List / Liste de départ
 Sun 2 Dec 2018 - Race distance: 6 laps

Race Number	Name	Team Code
Final 7-12		
105	ZHONG Tianshi	CHN
107	BAYONA PINEDA Martha	COL
207	OHTA Riyu	JPN
224	LEE Hyejin	KOR
293	GNIDENKO Ekaterina	RUS
298	VOINOVA Anastasiia	RVL
Final 1-6		
64	MORTON Stephanie	AUS
71	van RIESSEN Laurine	BCC
124	KOBAYASHI Yuka	DSR
162	HINZE Emma	GER
234	KRUPECKAITE Simona	LTU
254	BRASPENNINCX Shanne	NED

Communiqué approved by the Secretary of the Commissaires Panel:

.....

**Women's Keirin / Keirin femmes
Second Round / Deuxième tour
Results / Résultats**

Sun 2 Dec 2018 - Race distance: 6 laps

Rank	Race Number	Name	Team Code	Time Behind
				200m Time: 11.429
				Average Speed km/h: 62.998
Heat 1				
1	162	HINZE Emma	GER	
2	71	van RIESSEN Laurine	BCC	+0.035
3	234	KRUPECKAITE Simona	LTU	+0.086
4	293	GNIDENKO Ekaterina	RUS	+0.114
5	207	OHTA Riyu	JPN	+0.201
6	105	ZHONG Tianshi	CHN	+0.313
				200m Time: 11.147
				Average Speed km/h: 64.591
Heat 2				
1	64	MORTON Stephanie	AUS	
2	254	BRASPENNINCX Shanne	NED	+0.048
3	124	KOBAYASHI Yuka	DSR	+0.136
4	224	LEE Hyejin	KOR	+0.200
5	298	VOINOVA Anastasiia	RVL	+0.319
6	107	BAYONA PINEDA Martha	COL	+0.334

Qualification Rule:

The first three riders in each heat qualify to final 1-6, all other riders advance to final 7-12.

Communiqué approved by the Secretary of the Commissaires Panel:

Women's Keirin / Keirin femmes
Second Round / Deuxième tour
Start List / Liste de départ
 Sun 2 Dec 2018 - Race distance: 6 laps

Race Number	Name	Team Code
Heat 1		
71	van RIESSSEN Laurine	BCC
105	ZHONG Tianshi	CHN
162	HINZE Emma	GER
207	OHTA Riyu	JPN
234	KRUPECKAITE Simona	LTU
293	GNIDENKO Ekaterina	RUS
Heat 2		
64	MORTON Stephanie	AUS
107	BAYONA PINEDA Martha	COL
124	KOBAYASHI Yuka	DSR
224	LEE Hyejin	KOR
254	BRASPENNINCX Shanne	NED
298	VOINOVA Anastasiia	RVL

Qualification Rule:

The first three riders in each heat qualify to final 1-6, all other riders advance to final 7-12.

Communiqué approved by the Secretary of the Commissaires Panel:

.....

**Women's Keirin / Keirin femmes
First Round Repechage / Repêchage premier tour
Results / Résultats**

Sun 2 Dec 2018 - Race distance: 6 laps

Rank	Race Number	Name	Team Code	Time Behind
				200m Time: 11.682
				Average Speed km/h: 61.633
Heat 1				
1	105	ZHONG Tianshi	CHN	
2	244	GAXIOLA GONZALEZ Luz Daniela	MEX	+0.060
3	187	STEWART Robyn	IRL	+0.243
	94	GENEST Lauriane	CAN	DNF
				200m Time: 11.671
				Average Speed km/h: 61.691
Heat 2				
1	298	VOINOVA Anastasiia	RVL	
2	147	MARCHANT Katy	GBR	+0.714
3	309	WANG Tzu Chun	TPE	+0.718
4	125	ZAYED AHMED Ebtissam	EGY	+2.728
	168	LEE Hoi Yan Jessica	HKG	DNF
				200m Time: 11.609
				Average Speed km/h: 62.021
Heat 3				
1	107	BAYONA PINEDA Martha	COL	
2	270	KARWACKA Marlina	POL	+0.275
3	326	BASOVA Liubov	UKR	+0.334
4	131	CASAS ROIGE Helena	ESP	+0.378
5	108	ANDREOTTI Maila	CTF	+0.467
				200m Time: 11.999
				Average Speed km/h: 60.005
Heat 4				
1	293	GNIDENKO Ekaterina	RUS	
2	116	KANKOVSKA Sara	CZE	+0.025
3	178	DEBORAH Deborah	IND	+0.209
4	200	VECE Miriam	ITA	+0.747

Qualification Rule:

The winner of each heat qualifies to the Second round.

Communiqué approved by the Secretary of the Commissaires Panel:

LEGEND

DNF Did Not Finish

Women's Keirin / Keirin femmes
First Round Repechage / Repêchage premier tour
Start List / Liste de départ
 Sun 2 Dec 2018 - Race distance: 6 laps

Race Number	Name	Team Code
Heat 1		
94	GENEST Lauriane	CAN
105	ZHONG Tianshi	CHN
187	STEWART Robyn	IRL
244	GAXIOLA GONZALEZ Luz Daniela	MEX
Heat 2		
125	ZAYED AHMED Ebtissam	EGY
147	MARCHANT Katy	GBR
168	LEE Hoi Yan Jessica	HKG
298	VOINOVA Anastasiia	RVL
309	WANG Tzu Chun	TPE
Heat 3		
107	BAYONA PINEDA Martha	COL
108	ANDREOTTI Maila	CTF
131	CASAS ROIGE Helena	ESP
270	KARWACKA Marlena	POL
326	BASOVA Liubov	UKR
Heat 4		
116	KANKOVSKA Sara	CZE
178	DEBORAH Deborah	IND
200	VECE Miriam	ITA
293	GNIDENKO Ekaterina	RUS

Qualification Rule:

The winner of each heat qualifies to the Second round.

 Communiqué approved by the Secretary of the Commissaires Panel:

Women's Keirin / Keirin femmes
First Round / Premier tour
Results / Résultats
 Sun 2 Dec 2018 - Race distance: 6 laps

Rank	Race Number	Name	Team Code	Time Behind
				200m Time: 11.353
				Average Speed km/h: 63.419
Heat 1				
1	234	KRUPECKAITE Simona	LTU	
2	224	LEE Hyejin	KOR	+0.178
3	244	GAXIOLA GONZALEZ Luz Daniela	MEX	+0.208
4	116	KANKOVSKA Sara	CZE	+0.312
5	108	ANDREOTTI Maila	CTF	+0.756
6	125	ZAYED AHMED Ebtissam	EGY	+1.110
				200m Time: 11.287
				Average Speed km/h: 63.790
Heat 2				
1	124	KOBAYASHI Yuka	DSR	
2	71	van RIESSEN Laurine	BCC	+0.009
3	147	MARCHANT Katy	GBR	+0.076
4	270	KARWACKA Marlina	POL	+0.259
5	309	WANG Tzu Chun	TPE	+0.388
6	105	ZHONG Tianshi	CHN	+0.763
				200m Time: 11.210
				Average Speed km/h: 64.228
Heat 3				
1	64	MORTON Stephanie	AUS	
2	207	OHTA Riyu	JPN	+0.112
3	107	BAYONA PINEDA Martha	COL	+0.189
4	168	LEE Hoi Yan Jessica	HKG	+0.211
5	187	STEWART Robyn	IRL	+0.755
6	293	GNIDENKO Ekaterina	RUS	+1.280
7	131	CASAS ROIGE Helena	ESP	+1.526
				200m Time: 11.736
				Average Speed km/h: 61.350
Heat 4				
1	162	HINZE Emma	GER	
2	254	BRASPENNINCX Shanne	NED	+0.078
3	178	DEBORAH Deborah	IND	+0.212
4	94	GENEST Lauriane	CAN	+0.283
5	326	BASOVA Liubov	UKR	+0.324
6	200	VECE Miriam	ITA	+0.514
7	298	VOINOVA Anastasiia	RVL	+0.853

Qualification Rule:

The first two riders in each heat qualify to the Second round, all other riders advance to the First round repechages.

 Communiqué approved by the Secretary of the Commissaires Panel:

Women's Keirin / Keirin femmes
First Round / Premier tour
Start List / Liste de départ
 Sun 2 Dec 2018 - Race distance: 6 laps

Race Number	Name	Team Code
Heat 1		
108	ANDREOTTI Maila	CTF
116	KANKOVSKA Sara	CZE
125	ZAYED AHMED Ebtissam	EGY
224	LEE Hyejin	KOR
234	KRUPECKAITE Simona	LTU
244	GAXIOLA GONZALEZ Luz Daniela	MEX
Heat 2		
71	van RIESEN Laurine	BCC
105	ZHONG Tianshi	CHN
124	KOBAYASHI Yuka	DSR
147	MARCHANT Katy	GBR
270	KARWACKA Marlena	POL
309	WANG Tzu Chun	TPE
Heat 3		
64	MORTON Stephanie	AUS
107	BAYONA PINEDA Martha	COL
131	CASAS ROIGE Helena	ESP
168	LEE Hoi Yan Jessica	HKG
187	STEWART Robyn	IRL
207	OHTA Riyu	JPN
293	GNIDENKO Ekaterina	RUS
Heat 4		
94	GENEST Lauriane	CAN
162	HINZE Emma	GER
178	DEBORAH Deborah	IND
200	VECE Miriam	ITA
254	BRASPENNINCX Shanne	NED
298	VOINOVA Anastasiia	RVL
326	BASOVA Liubov	UKR

Qualification Rule:

The first two riders in each heat qualify to the Second round, all other riders advance to the First round repechages.

Communiqué approved by the Secretary of the Commissaires Panel:

.....

Women's Team Pursuit / Poursuite par équipe femmes
World Cup Standings / Classement coupe du monde

As of FRI 30 NOV 2018

Event No 1	Saint-Quentin-en-Yvelines (FRA)	19-21 OCT 2018
Event No 2	Milton (CAN)	26-28 OCT 2018
Event No 3	Berlin (GER)	30 NOV-2 DEC 2018
Event No 4	London (GBR)	14-16 DEC 2018
Event No 5	Cambridge (NZL)	18-20 JAN 2019
Event No 6	Hong-Kong (HKG)	25-27 JAN 2019

Rank	Name	Team Code	Event No 1	Event No 2	Event No 3	Event No 4	Event No 5	Event No 6	Total Points
1	GREAT BRITAIN	GBR	700.0	1000.0	1000.0				2700.0
2	ITALY	ITA	800.0	900.0	750.0				2450.0
3	GERMANY	GER	750.0	750.0	550.0				2050.0
4	AUSTRALIA	AUS	1000.0		900.0				1900.0
5	NEW ZEALAND	NZL	900.0	800.0					1700.0
6	POLAND	POL	500.0	450.0	600.0				1550.0
7	CANADA	CAN		700.0	800.0				1500.0
8	PEOPLE'S REPUBLIC OF CHINA	CHN	600.0	410.0	450.0				1460.0
9	RUSSIAN FEDERATION	RUS	550.0	500.0	350.0				1400.0
10	UNITED STATES OF AMERICA	USA		650.0	700.0				1350.0
11	FRANCE	FRA	650.0	550.0					1200.0
12	JAPAN	JPN		600.0	290.0				890.0
13	UKRAINE	UKR	410.0		410.0				820.0
14	BELARUS	BLR	450.0		320.0				770.0
15	KOREA	KOR			650.0				650.0
16	BELGIUM	BEL			500.0				500.0
17	IRELAND	IRL			380.0				380.0
18	P2M	PTM		380.0					380.0

Women's Team Pursuit / Poursuite par équipe femmes
Finals / Finales
Results and Final Classification / Résultats et classement final
 Fri 30 Nov 2018 - Race distance: 4000m

World Record	4:10.236 GBR - Great Britain	Rio de Janeiro (BRA)	13 AUG 2016
---------------------	------------------------------	----------------------	-------------

Rank	Team / Name	1000m	2000m 1000-2000	3000m 2000-3000	Time 3000-4000	Average Speed km/h
------	-------------	-------	--------------------	--------------------	-------------------	--------------------------

Final for Gold

GOLD	1 GBR - Great Britain	1:09.404 (2)	2:11.276 (2)	3:13.909 (2)	4:16.153	56.216
	18 ARCHIBALD Katie		1:01.872 (2)	1:02.633 (1)	1:02.244 (1)	
	145 KAY Emily	(X)				
	146 KENNY Laura					
	148 NELSON Emily					

SILVER	2 AUS - Australia	1:08.424 (1)	2:09.673 (1)	3:12.513 (1)	4:16.413	56.159
	2 EDMONDSON Annette		1:01.249 (1)	1:02.840 (2)	1:03.900 (2)	
	61 ANKUDINOFF Ashlee					
	62 BAKER Georgia	(X)				
	63 CURE Amy					

Final for Bronze

BRONZE	3 CAN - Canada	1:08.697 (1)	2:11.523 (1)			
	9 BEVERIDGE Allison		1:02.826 (1)			
	92 BONHOMME Ariane	(X)				
	93 FOREMAN-MACKEY Annie					
	96 ROORDA Stephanie					
	4 ITA - Italy	1:11.069 (2)	2:16.592 (2)		OVL	
	194 BARBIERI Rachele		1:05.523 (2)			
	196 CONFALONIERI Maria Giulia					
	197 FIDANZA Martina					
	198 FRAPPORTI Simona					

Placed after First round

5 USA - United States	47 VALENTE Jennifer
	332 BIRCH Christina
	333 CATLIN Kelly
	334 GEIST Kimberly
6 KOR - Republic of Korea	221 KIM Hyunji
	223 KIM Youri
	225 LEE Jumi
	226 NA Ahreum
7 POL - Poland	269 KACZKOWSKA Justyna
	272 PIETRZAK Lucja
	273 PIKULIK Daria
	275 PLOSAJ Nikol
8 GER - Germany	19 PALLER Tatjana
	159 BRAUSSE Franziska
	163 STOCK Gudrun
	164 SUSSEMILCH Laura

Women's Team Pursuit / Poursuite par équipe femmes
Finals / Finales
Results and Final Classification / Résultats et classement final
 Fri 30 Nov 2018 - Race distance: 4000m

Rank	Team / Name	1000m	2000m 1000-2000	3000m 2000-3000	Time 3000-4000	Average Speed km/h
------	-------------	-------	--------------------	--------------------	-------------------	--------------------------

Did not qualify first round
9 BEL - Belgium

- 5 KOPECKY Lotte
- 76 BOSSUYT Shari
- 77 CROKET Gilke
- 79 DOM Annelies

10 CHN - China

- 10 WANG Xiaofei
- 101 CHEN Qiaolin
- 103 LIU Jiali
- 104 WANG Hong

11 UKR - Ukraine

- 46 NAHIRNA Anna
- 327 KLIACHINA Oksana
- 328 KONONENKO Valeriya
- 330 SOLOVEI Ganna

12 IRL - Ireland

- 181 GRIFFIN Mia
- 185 MURPHY Kelly
- 186 SHARPE Alice
- 188 WALSH Orla

13 RUS - Russian Federation

- 291 AUGUSTINAS Evgenia
- 292 BALABOLINA Tamara
- 294 IAKOVENKO Anastasiia
- 295 MALKOVA Daria

14 BLR - Belarus

- 7 SAVENKA Ina
- 83 PIVOVAROVA Polina
- 84 SALAUYEVA Aksana
- 85 TSERAKH Hanna

15 JPN - Japan

- 29 FURUYAMA Kie
- 205 HASHIMOTO Yuya
- 206 NAKAMURA Kisato
- 209 YOSHIKAWA Miho

Communiqué approved by the Secretary of the Commissaires Panel:

LEGEND
(X) Rider pulled out before the finish
OVL Overlapped

30 November-2 December 2018

**Women's Team Pursuit / Poursuite par équipe femmes
Finals / Finales
Race Analysis / Analyse de course**

GOLD

GBR - Great Britain				AUS - Australia			
Distance	Time	Rank	Lap Time	Distance	Time	Rank	Lap Time
125m	14.210	2		125m	13.880	1	
250m	22.612	2	22.612	250m	21.912	1	21.912
375m	30.467	2		375m	29.680	1	
500m	38.266	2	15.654	500m	37.473	1	15.561
625m	45.947	2		625m	45.128	1	
750m	53.736	2	15.470	750m	52.825	1	15.352
875m	1:01.677	2		875m	1:00.586	1	
1000m	1:09.404	2	15.668	1000m	1:08.424	1	15.599
1125m	1:17.007	2		1125m	1:16.023	1	
1250m	1:24.706	2	15.302	1250m	1:23.619	1	15.195
1375m	1:32.322	2		1375m	1:31.207	1	
1500m	1:39.971	2	15.265	1500m	1:38.843	1	15.224
1625m	1:47.725	2		1625m	1:46.558	1	
1750m	1:55.682	2	15.711	1750m	1:54.365	1	15.522
1875m	2:03.493	2		1875m	2:02.030	1	
2000m	2:11.276	2	15.594	2000m	2:09.673	1	15.308
2125m	2:19.016	2		2125m	2:17.318	1	
2250m	2:26.765	2	15.489	2250m	2:25.121	1	15.448
2375m	2:34.606	2		2375m	2:32.830	1	
2500m	2:42.387	2	15.622	2500m	2:40.724	1	15.603
2625m	2:50.205	2		2625m	2:48.516	1	
2750m	2:58.046	2	15.659	2750m	2:56.389	1	15.665
2875m	3:05.887	2		2875m	3:04.393	1	
3000m	3:13.909	2	15.863	3000m	3:12.513	1	16.124
3125m	3:21.717	2		3125m	3:20.396	1	
3250m	3:29.505	2	15.596	3250m	3:28.268	1	15.755
3375m	3:37.300	2		3375m	3:36.149	1	
3500m	3:45.243	2	15.738	3500m	3:44.202	1	15.934
3625m	3:53.071	2		3625m	3:52.173	1	
3750m	4:01.003	2	15.760	3750m	4:00.353	1	16.151
3875m	4:08.594	2		3875m	4:08.518	1	
4000m	4:16.153	1	15.150	4000m	4:16.413	2	16.060

30 November-2 December 2018

**Women's Team Pursuit / Poursuite par équipe femmes
Finals / Finales
Race Analysis / Analyse de course**

BRONZE

CAN - Canada				ITA - Italy			
Distance	Time	Rank	Lap Time	Distance	Time	Rank	Lap Time
125m	14.050	1		125m	14.404	2	
250m	22.082	1	22.082	250m	23.059	2	23.059
375m	29.736	1		375m	31.127	2	
500m	37.474	1	15.392	500m	39.128	2	16.069
625m	45.151	1		625m	46.885	2	
750m	52.921	1	15.447	750m	54.884	2	15.756
875m	1:00.713	1		875m	1:02.934	2	
1000m	1:08.697	1	15.776	1000m	1:11.069	2	16.185
1125m	1:16.544	1		1125m	1:19.029	2	
1250m	1:24.436	1	15.739	1250m	1:27.100	2	16.031
1375m	1:32.426	1		1375m	1:35.165	2	
1500m	1:40.306	1	15.870	1500m	1:43.455	2	16.355
1625m	1:48.139	1		1625m	1:51.597	2	
1750m	1:55.921	1	15.615	1750m	1:59.953	2	16.498
1875m	2:03.818	1		1875m	2:08.198	2	
2000m	2:11.523	1	15.602	2000m	2:16.592	2	16.639
2125m	2:19.219	1		2125m	2:24.834	2	
2250m	2:27.056	1	15.533	2250m	2:33.197	2	16.605
2375m	2:34.759	1		2375m	2:41.502	2	
2500m	2:42.483	1	15.427	2500m	2:50.251	2	17.054
2625m	2:50.929	1		2625m	3:00.349	2	
2750m	3:01.289	1	18.806	2750m	OVL		
2875m				2875m			
3000m				3000m			
3125m				3125m			
3250m				3250m			
3375m				3375m			
3500m				3500m			
3625m				3625m			
3750m				3750m			
3875m				3875m			
4000m				4000m			

Communiqué approved by the Secretary of the Commissaires Panel:

LEGEND
OVL Overlapped

Women's Team Pursuit / Poursuite par équipe femmes
Finals / Finales
Start List / Liste de départ

Fri 30 Nov 2018 - Race distance: 4000m

World Record	4:10.236 GBR - Great Britain	Rio de Janeiro (BRA)	13 AUG 2016
---------------------	------------------------------	----------------------	-------------

Heat	Race Number	Team / Name	Time
FOR BRONZE		CAN - Canada	_____
	9	BEVERIDGE Allison	
	92	BONHOMME Ariane	
	93	FOREMAN-MACKEY Annie	
	96	ROORDA Stephanie	
		ITA - Italy	_____
	194	BARBIERI Rachele	
	196	CONFALONIERI Maria Giulia	
	197	FIDANZA Martina	
	198	FRAPPORTI Simona	
FOR GOLD		GBR - Great Britain	_____
	18	ARCHIBALD Katie	
	145	KAY Emily	
	146	KENNY Laura	
	148	NELSON Emily	
		AUS - Australia	_____
	2	EDMONDSON Annette	
	61	ANKUDINOFF Ashlee	
	62	BAKER Georgia	
	63	CURE Amy	

Communiqué approved by the Secretary of the Commissaires Panel:

.....

Note:

The composition of the teams may be subject to change up to one hour before the start of the race.

Women's Team Pursuit / Poursuite par équipe femmes
First Round / Premier tour
Results / Résultats

Fri 30 Nov 2018 - Race distance: 4000m

World Record	4:10.236 GBR - Great Britain	Rio de Janeiro (BRA)	13 AUG 2016
---------------------	------------------------------	----------------------	-------------

Heat	Rank	Team / Name	1000m	2000m 1000-2000	3000m 2000-3000	Time 3000-4000	Average Speed km/h	
1	1	ITA - Italy	1:11.186 (2)	2:14.894 (1)	3:19.703 (1)	4:24.912	54.358	QB
		27 PATERNOSTER Letizia		1:03.708 (1)	1:04.809 (1)	1:05.209 (1)		
		198 FRAPPORTI Simona		(X)				
		196 CONFALONIERI Maria Giulia						
		197 FIDANZA Martina						
	2	POL - Poland	1:10.780 (1)	2:15.559 (2)	3:20.886 (2)	4:27.587	53.814	
		269 KACZKOWSKA Justyna		1:04.779 (2)	1:05.327 (2)	1:06.701 (2)		
		272 PIETRZAK Lucja		(X)				
		273 PIKULIK Daria						
		275 PLOSAJ Nikol						
2	1	KOR - Republic of Korea	1:09.743 (1)	2:13.490 (1)	3:18.738 (1)	4:25.506	54.236	
		221 KIM Hyunji		1:03.747 (1)	1:05.248 (1)	1:06.768 (1)		
		223 KIM Youri						
		225 LEE Jumi						
		226 NA Ahreum						
	2	GER - Germany	1:11.909 (2)	2:16.323 (2)	3:22.856 (2)	4:31.425	53.053	
		19 PALLER Tatjana		1:04.414 (2)	1:06.533 (2)	1:08.569 (2)		
		159 BRAUSSE Franziska		(X)				
		163 STOCK Gudrun						
		164 SUSSEMILCH Laura						
3	1	GBR - Great Britain	1:08.658 (1)	2:10.463 (1)	3:13.082 (1)	4:17.196	55.988	QG
		18 ARCHIBALD Katie		1:01.805 (1)	1:02.619 (1)	1:04.114 (1)		
		145 KAY Emily						
		146 KENNY Laura						
		149 ROBERTS Jessica						
	2	USA - United States	1:09.758 (2)	2:14.277 (2)	3:18.776 (2)	4:25.088	54.322	
		47 VALENTE Jennifer		1:04.519 (2)	1:04.499 (2)	1:06.312 (2)		
		332 BIRCH Christina		(X)				
		333 CATLIN Kelly						
		334 GEIST Kimberly						
4	1	AUS - Australia	1:08.909 (1)	2:11.710 (1)	3:14.629 (1)	4:18.083	55.796	QG
		2 EDMONDSON Annette		1:02.801 (1)	1:02.919 (1)	1:03.454 (1)		
		61 ANKUDINOFF Ashlee						
		62 BAKER Georgia		(X)				
		63 CURE Amy						
	2	CAN - Canada	1:09.198 (2)	2:12.267 (2)	3:16.237 (2)	4:20.153	55.352	QB
		92 BONHOMME Ariane		1:03.069 (2)	1:03.970 (2)	1:03.916 (2)		
		93 FOREMAN-MACKEY Annie						
		95 GIBSON Kinley		(X)				
		9 BEVERIDGE Allison						

Women's Team Pursuit / Poursuite par équipe femmes
First Round / Premier tour
Results / Résultats

Fri 30 Nov 2018 - Race distance: 4000m

Heat	Rank	Team / Name	1000m	2000m 1000-2000	3000m 2000-3000	Time 3000-4000	Average Speed km/h
------	------	----------------	-------	--------------------	--------------------	-------------------	--------------------------

Qualification Rule:

The winners of heats 3 and 4 in the First Round ride the final for the gold and silver medals.

The remaining six teams will be ranked by their times in the First Round and will be paired as follows:

The two fastest teams ride the final for the bronze medal.

Communiqué approved by the Secretary of the Commissaires Panel:

LEGEND

(X)	Rider pulled out before the finish	QB	Qualified for Bronze	QG	Qualified for Gold
------------	------------------------------------	-----------	----------------------	-----------	--------------------

30 November-2 December 2018

Women's Team Pursuit / Poursuite par équipe femmes
First Round / Premier tour
Race Analysis / Analyse de course

Heat 1

ITA - Italy				POL - Poland			
Distance	Time	Rank	Lap Time	Distance	Time	Rank	Lap Time
125m	14.606	2		125m	14.321	1	
250m	23.290	2	23.290	250m	22.562	1	22.562
375m	31.416	2		375m	30.603	1	
500m	39.275	2	15.985	500m	38.463	1	15.901
625m	47.222	2		625m	46.518	1	
750m	55.127	2	15.852	750m	54.596	1	16.133
875m	1:03.034	2		875m	1:02.797	1	
1000m	1:11.186	2	16.059	1000m	1:10.780	1	16.184
1125m	1:19.263	2		1125m	1:18.756	1	
1250m	1:27.388	2	16.202	1250m	1:26.909	1	16.129
1375m	1:35.336	2		1375m	1:34.895	1	
1500m	1:43.269	2	15.881	1500m	1:43.047	1	16.138
1625m	1:51.210	2		1625m	1:51.050	1	
1750m	1:59.100	1	15.831	1750m	1:59.231	2	16.184
1875m	2:06.939	1		1875m	2:07.324	2	
2000m	2:14.894	1	15.794	2000m	2:15.559	2	16.328
2125m	2:22.928	1		2125m	2:23.642	2	
2250m	2:30.917	1	16.023	2250m	2:31.883	2	16.324
2375m	2:39.215	1		2375m	2:39.983	2	
2500m	2:47.308	1	16.391	2500m	2:48.276	2	16.393
2625m	2:55.553	1		2625m	2:56.335	2	
2750m	3:03.595	1	16.287	2750m	3:04.405	2	16.129
2875m	3:11.637	1		2875m	3:12.559	2	
3000m	3:19.703	1	16.108	3000m	3:20.886	2	16.481
3125m	3:27.676	1		3125m	3:28.998	2	
3250m	3:35.779	1	16.076	3250m	3:37.445	2	16.559
3375m	3:43.970	1		3375m	3:45.580	2	
3500m	3:52.557	1	16.778	3500m	3:53.987	2	16.542
3625m	4:00.766	1		3625m	4:02.190	2	
3750m	4:08.903	1	16.346	3750m	4:10.689	2	16.702
3875m	4:16.907	1		3875m	4:19.233	2	
4000m	4:24.912	1	16.009	4000m	4:27.587	2	16.898

30 November-2 December 2018

Women's Team Pursuit / Poursuite par équipe femmes
First Round / Premier tour
Race Analysis / Analyse de course

Heat 2

KOR - Republic of Korea				GER - Germany			
Distance	Time	Rank	Lap Time	Distance	Time	Rank	Lap Time
125m	14.029	1		125m	14.879	2	
250m	22.364	1	22.364	250m	23.770	2	23.770
375m	30.460	1		375m	32.021	2	
500m	38.284	1	15.920	500m	40.130	2	16.360
625m	46.176	1		625m	48.006	2	
750m	53.981	1	15.697	750m	55.843	2	15.713
875m	1:01.785	1		875m	1:03.944	2	
1000m	1:09.743	1	15.762	1000m	1:11.909	2	16.066
1125m	1:17.551	1		1125m	1:20.082	2	
1250m	1:25.369	1	15.626	1250m	1:27.995	2	16.086
1375m	1:33.360	1		1375m	1:36.095	2	
1500m	1:41.289	1	15.920	1500m	1:44.108	2	16.113
1625m	1:49.414	1		1625m	1:52.065	2	
1750m	1:57.389	1	16.100	1750m	2:00.012	2	15.904
1875m	2:05.469	1		1875m	2:08.202	2	
2000m	2:13.490	1	16.101	2000m	2:16.323	2	16.311
2125m	2:21.554	1		2125m	2:24.672	2	
2250m	2:29.786	1	16.296	2250m	2:32.852	2	16.529
2375m	2:37.753	1		2375m	2:41.201	2	
2500m	2:45.701	1	15.915	2500m	2:49.401	2	16.549
2625m	2:53.698	1		2625m	2:57.724	2	
2750m	3:01.877	1	16.176	2750m	3:06.228	2	16.827
2875m	3:10.144	1		2875m	3:14.606	2	
3000m	3:18.738	1	16.861	3000m	3:22.856	2	16.628
3125m	3:27.416	1		3125m	3:31.179	2	
3250m	3:35.944	1	17.206	3250m	3:39.496	2	16.640
3375m	3:44.531	1		3375m	3:48.174	2	
3500m	3:52.960	1	17.016	3500m	3:56.901	2	17.405
3625m	4:01.169	1		3625m	4:05.442	2	
3750m	4:09.269	1	16.309	3750m	4:13.966	2	17.065
3875m	4:17.314	1		3875m	4:22.696	2	
4000m	4:25.506	1	16.237	4000m	4:31.425	2	17.459

30 November-2 December 2018

Women's Team Pursuit / Poursuite par équipe femmes
First Round / Premier tour
Race Analysis / Analyse de course

Heat 3

GBR - Great Britain				USA - United States			
Distance	Time	Rank	Lap Time	Distance	Time	Rank	Lap Time
125m	14.137	2		125m	14.006	1	
250m	22.492	2	22.492	250m	21.914	1	21.914
375m	30.270	2		375m	29.813	1	
500m	37.989	2	15.497	500m	37.565	1	15.651
625m	45.529	1		625m	45.645	2	
750m	53.132	1	15.143	750m	53.583	2	16.018
875m	1:00.926	1		875m	1:01.774	2	
1000m	1:08.658	1	15.526	1000m	1:09.758	2	16.175
1125m	1:16.283	1		1125m	1:17.753	2	
1250m	1:24.057	1	15.399	1250m	1:25.676	2	15.918
1375m	1:31.725	1		1375m	1:33.732	2	
1500m	1:39.415	1	15.358	1500m	1:41.668	2	15.992
1625m	1:47.124	1		1625m	1:49.799	2	
1750m	1:55.008	1	15.593	1750m	1:57.878	2	16.210
1875m	2:02.763	1		1875m	2:06.154	2	
2000m	2:10.463	1	15.455	2000m	2:14.277	2	16.399
2125m	2:18.083	1		2125m	2:22.641	2	
2250m	2:25.832	1	15.369	2250m	2:30.832	2	16.555
2375m	2:33.579	1		2375m	2:38.939	2	
2500m	2:41.393	1	15.561	2500m	2:46.971	2	16.139
2625m	2:49.355	1		2625m	2:55.073	2	
2750m	2:57.319	1	15.926	2750m	3:02.983	2	16.012
2875m	3:05.320	1		2875m	3:10.826	2	
3000m	3:13.082	1	15.763	3000m	3:18.776	2	15.793
3125m	3:20.853	1		3125m	3:27.048	2	
3250m	3:28.806	1	15.724	3250m	3:35.220	2	16.444
3375m	3:36.688	1		3375m	3:43.517	2	
3500m	3:44.712	1	15.906	3500m	3:51.719	2	16.499
3625m	3:52.608	1		3625m	4:00.008	2	
3750m	4:00.563	1	15.851	3750m	4:08.391	2	16.672
3875m	4:08.787	1		3875m	4:16.764	2	
4000m	4:17.196	1	16.633	4000m	4:25.088	2	16.697

30 November-2 December 2018

Women's Team Pursuit / Poursuite par équipe femmes
First Round / Premier tour
Race Analysis / Analyse de course

Heat 4

AUS - Australia				CAN - Canada			
Distance	Time	Rank	Lap Time	Distance	Time	Rank	Lap Time
125m	13.972	1		125m	14.219	2	
250m	21.979	1	21.979	250m	22.444	2	22.444
375m	29.846	1		375m	30.228	2	
500m	37.821	1	15.842	500m	38.052	2	15.608
625m	45.542	1		625m	45.756	2	
750m	53.282	1	15.461	750m	53.470	2	15.418
875m	1:01.174	1		875m	1:01.258	2	
1000m	1:08.909	1	15.627	1000m	1:09.198	2	15.728
1125m	1:16.781	1		1125m	1:17.096	2	
1250m	1:24.521	1	15.612	1250m	1:24.975	2	15.777
1375m	1:32.241	1		1375m	1:33.005	2	
1500m	1:39.984	1	15.463	1500m	1:40.847	2	15.872
1625m	1:47.915	1		1625m	1:48.675	2	
1750m	1:55.859	1	15.875	1750m	1:56.487	2	15.640
1875m	2:03.708	1		1875m	2:04.437	2	
2000m	2:11.710	1	15.851	2000m	2:12.267	2	15.780
2125m	2:19.545	1		2125m	2:20.139	2	
2250m	2:27.357	1	15.647	2250m	2:28.123	2	15.856
2375m	2:35.174	1		2375m	2:36.027	2	
2500m	2:42.970	1	15.613	2500m	2:43.970	2	15.847
2625m	2:50.973	1		2625m	2:52.129	2	
2750m	2:58.812	1	15.842	2750m	3:00.120	2	16.150
2875m	3:06.711	1		2875m	3:08.330	2	
3000m	3:14.629	1	15.817	3000m	3:16.237	2	16.117
3125m	3:22.560	1		3125m	3:24.099	2	
3250m	3:30.696	1	16.067	3250m	3:31.881	2	15.644
3375m	3:38.585	1		3375m	3:39.755	2	
3500m	3:46.588	1	15.892	3500m	3:47.691	2	15.810
3625m	3:54.399	1		3625m	3:55.827	2	
3750m	4:02.171	1	15.583	3750m	4:04.012	2	16.321
3875m	4:09.998	1		3875m	4:12.103	2	
4000m	4:18.083	1	15.912	4000m	4:20.153	2	16.141

Communiqué approved by the Secretary of the Commissaires Panel:

Women's Team Pursuit / Poursuite par équipe femmes
First Round / Premier tour
Start List / Liste de départ

Fri 30 Nov 2018 - Race distance: 4000m

World Record	4:10.236 GBR - Great Britain	Rio de Janeiro (BRA)	13 AUG 2016
---------------------	------------------------------	----------------------	-------------

Heat	Race Number	Team / Name	Time
1		ITA - Italy	_____
	27	PATERNOSTER Letizia	
	198	FRAPPORTI Simona	
	196	CONFALONIERI Maria Giulia	
	197	FIDANZA Martina	
		POL - Poland	_____
	269	KACZKOWSKA Justyna	
	272	PIETRZAK Lucja	
	273	PIKULIK Daria	
	275	PLOSAJ Nikol	
2		KOR - Republic of Korea	_____
	221	KIM Hyunji	
	223	KIM Youri	
	225	LEE Jumi	
	226	NA Ahreum	
		GER - Germany	_____
	19	PALLER Tatjana	
	159	BRAUSSE Franziska	
	163	STOCK Gudrun	
	164	SUSSEMILCH Laura	
3		GBR - Great Britain	_____
	18	ARCHIBALD Katie	
	145	KAY Emily	
	146	KENNY Laura	
	149	ROBERTS Jessica	
		USA - United States	_____
	47	VALENTE Jennifer	
	332	BIRCH Christina	
	333	CATLIN Kelly	
	334	GEIST Kimberly	

Women's Team Pursuit / Poursuite par équipe femmes
First Round / Premier tour
Start List / Liste de départ

Fri 30 Nov 2018 - Race distance: 4000m

Heat	Race Number	Team / Name	Time
4		AUS - Australia	
	2	EDMONDSON Annette	
	61	ANKUDINOFF Ashlee	
	62	BAKER Georgia	
	63	CURE Amy	
		CAN - Canada	
	92	BONHOMME Ariane	
	93	FOREMAN-MACKEY Annie	
	95	GIBSON Kinley	
	9	BEVERIDGE Allison	

Qualification Rule:

The winners of heats 3 and 4 in the First Round ride the final for the gold and silver medals.
 The remaining six teams will be ranked by their times in the First Round and will be paired as follows:
 The two fastest teams ride the final for the bronze medal.
 The next two fastest teams ride the final for 5th and 6th places.
 The last two teams ride the final for 7th and 8th places.

Communiqué approved by the Secretary of the Commissaires Panel:

Note:

The composition of the teams may be subject to change up to one hour before the start of the race.

Women's Team Pursuit / Poursuite par équipe femmes
Qualifying / Qualifications
Results / Résultats

Fri 30 Nov 2018 - Race distance: 4000m

World Record	4:10.236 GBR - Great Britain	Rio de Janeiro (BRA)	13 AUG 2016
---------------------	------------------------------	----------------------	-------------

Rank	Team / Name	1000m	2000m 1000-2000	3000m 2000-3000	Time 3000-4000	Average Speed km/h
1	AUS - Australia	1:09.281 (1)	2:12.119 (1)	3:15.951 (1)	4:19.073	55.583
	2 EDMONDSON Annette		1:02.838 (1)	1:03.832 (2)	1:03.122 (2)	
	61 ANKUDINOFF Ashlee					
	62 BAKER Georgia (X)					
	63 CURE Amy					
2	GBR - Great Britain	1:10.021 (2)	2:13.605 (2)	3:16.661 (2)	4:19.683	55.452
	18 ARCHIBALD Katie		1:03.584 (2)	1:03.056 (1)	1:03.022 (1)	
	145 KAY Emily					
	146 KENNY Laura					
	148 NELSON Emily (X)					
3	USA - United States	1:10.917 (6)	2:16.266 (7)	3:20.351 (4)	4:25.760	54.184
	47 VALENTE Jennifer		1:05.349 (10)	1:04.085 (3)	1:05.409 (3)	
	332 BIRCH Christina					
	333 CATLIN Kelly					
	334 GEIST Kimberly (X)					
4	CAN - Canada	1:11.117 (7)	2:15.246 (4)	3:20.470 (5)	4:25.931	54.149
	92 BONHOMME Ariane		1:04.129 (5)	1:05.224 (4)	1:05.461 (4)	
	93 FOREMAN-MACKEY Annie					
	95 GIBSON Kinley					
	96 ROORDA Stephanie (X)					
5	KOR - Republic of Korea	1:10.675 (4)	2:14.757 (3)	3:20.167 (3)	4:26.858	53.961
	221 KIM Hyunji		1:04.082 (4)	1:05.410 (5)	1:06.691 (6)	
	223 KIM Youri					
	225 LEE Jumi					
	226 NA Ahreum (X)					
6	ITA - Italy	1:11.471 (8)	2:15.393 (6)	3:21.588 (7)	4:27.974	53.737
	27 PATERNOSTER Letizia		1:03.922 (3)	1:06.195 (7)	1:06.386 (5)	
	194 BARBIERI Rachele (X)					
	196 CONFALONIERI Maria Giulia					
	197 FIDANZA Martina					
7	POL - Poland	1:10.391 (3)	2:15.367 (5)	3:21.317 (6)	4:28.896	53.552
	269 KACZKOWSKA Justyna (X)		1:04.976 (7)	1:05.950 (6)	1:07.579 (9)	
	272 PIETRZAK Lucja					
	273 PIKULIK Daria					
	275 PLOSAJ Nikol					
8	GER - Germany	1:11.739 (9)	2:16.599 (8)	3:23.829 (8)	4:31.457	53.047
	19 PALLER Tatjana (X)		1:04.860 (6)	1:07.230 (11)	1:07.628 (10)	
	159 BRAUSSE Franziska					
	163 STOCK Gudrun					
	164 SUSSEMILCH Laura					
9	BEL - Belgium	1:12.376 (12)	2:17.612 (10)	3:24.582 (9)	4:31.782	52.984
	5 KOPECKY Lotte		1:05.236 (8)	1:06.970 (10)	1:07.200 (8)	
	76 BOSSUYT Shari					
	77 CROKET Gilke (X)					
	79 DOM Annelies					

Women's Team Pursuit / Poursuite par équipe femmes
Qualifying / Qualifications
Results / Résultats

Fri 30 Nov 2018 - Race distance: 4000m

Rank	Team / Name	1000m	2000m 1000-2000	3000m 2000-3000	Time 3000-4000	Average Speed km/h
10	CHN - China	1:12.589 (14)	2:18.940 (14)	3:25.767 (13)	4:32.753	52.795
	10 WANG Xiaofei (X)		1:06.351 (14)	1:06.827 (9)	1:06.986 (7)	
	101 CHEN Qiaolin					
	103 LIU Jiali					
	104 WANG Hong					
11	UKR - Ukraine	1:11.838 (10)	2:17.835 (11)	3:25.500 (12)	4:33.175	52.713
	46 NAHIRNA Anna		1:05.997 (13)	1:07.665 (13)	1:07.675 (11)	
	327 KLIACHINA Oksana					
	328 KONONENKO Valeriya					
	330 SOLOVEI Ganna					
12	IRL - Ireland	1:12.576 (13)	2:18.386 (13)	3:24.699 (10)	4:33.296	52.690
	181 GRIFFIN Mia		1:05.810 (12)	1:06.313 (8)	1:08.597 (12)	
	185 MURPHY Kelly					
	186 SHARPE Alice					
	188 WALSH Orla (X)					
13	RUS - Russian Federation	1:11.900 (11)	2:17.226 (9)	3:24.821 (11)	4:34.291	52.499
	291 AUGUSTINAS Evgenia		1:05.326 (9)	1:07.595 (12)	1:09.470 (13)	
	292 BALABOLINA Tamara					
	294 IAKOVENKO Anastasiia					
	295 MALKOVA Daria (X)					
14	BLR - Belarus	1:13.163 (15)	2:18.944 (15)	3:26.747 (15)	4:36.491	52.081
	7 SAVENKA Ina		1:05.781 (11)	1:07.803 (14)	1:09.744 (14)	
	83 PIVOVAROVA Polina					
	84 SALAUYEVA Aksana					
	85 TSERAKH Hanna (X)					
15	JPN - Japan	1:10.908 (5)	2:17.836 (12)	3:25.850 (14)	4:38.119	51.776
	29 FURUYAMA Kie		1:06.928 (15)	1:08.014 (15)	1:12.269 (15)	
	205 HASHIMOTO Yuya					
	206 NAKAMURA Kisato					
	209 YOSHIKAWA Miho (X)					

Qualification Rule:

The eight teams recording the best times in the qualifying round will be matched in the First round as follows:

The 6th fastest team against the 7th fastest team.

The 5th fastest team against the 8th fastest team.

The 2nd fastest team against the 3rd fastest team.

The fastest team against the 4th fastest team.

The winners of heats 3 and 4 in the First round ride the final for the gold and silver medals.

The remaining six teams will be ranked by their times in the First round and will be paired as follows:

The two fastest teams ride the final for the bronze medal.

Communiqué approved by the Secretary of the Commissaires Panel:

LEGEND

(X) Rider pulled out before the finish

30 November-2 December 2018

Women's Team Pursuit / Poursuite par équipe femmes
Qualifying / Qualifications
Race Analysis / Analyse de course

Heat 1				Heat 2			
Distance	IRL - Ireland		Lap Time	Distance	BEL - Belgium		Lap Time
	Time	Rank			Time	Rank	
125m	15.115	13		125m	14.755	12	
250m	23.731	14	23.731	250m	23.662	12	23.662
375m	31.819	12		375m	32.087	14	
500m	40.037	13	16.306	500m	40.131	14	16.469
625m	48.143	14		625m	48.076	13	
750m	56.446	14	16.409	750m	56.116	13	15.985
875m	1:04.530	14		875m	1:04.099	12	
1000m	1:12.576	13	16.130	1000m	1:12.376	12	16.260
1125m	1:20.647	13		1125m	1:20.468	12	
1250m	1:28.990	13	16.414	1250m	1:28.463	12	16.087
1375m	1:37.202	13		1375m	1:36.419	11	
1500m	1:45.444	13	16.454	1500m	1:44.558	11	16.095
1625m	1:53.666	13		1625m	1:52.810	11	
1750m	2:02.133	13	16.689	1750m	2:01.008	11	16.450
1875m	2:10.239	13		1875m	2:09.194	10	
2000m	2:18.386	13	16.253	2000m	2:17.612	10	16.604
2125m	2:26.769	13		2125m	2:25.992	10	
2250m	2:34.960	13	16.574	2250m	2:34.525	10	16.913
2375m	2:43.150	11		2375m	2:42.871	10	
2500m	2:51.502	11	16.542	2500m	2:51.165	10	16.640
2625m	2:59.633	11		2625m	2:59.410	10	
2750m	3:07.857	11	16.355	2750m	3:07.824	10	16.659
2875m	3:16.246	11		2875m	3:16.144	10	
3000m	3:24.699	10	16.842	3000m	3:24.582	9	16.758
3125m	3:33.362	10		3125m	3:32.905	9	
3250m	3:41.843	10	17.144	3250m	3:41.427	9	16.845
3375m	3:50.306	10		3375m	3:49.870	9	
3500m	3:58.839	10	16.996	3500m	3:58.449	9	17.022
3625m	4:07.589	10		3625m	4:06.736	9	
3750m	4:16.120	10	17.281	3750m	4:15.017	9	16.568
3875m	4:24.758	12		3875m	4:23.328	9	
4000m	4:33.296	12	17.176	4000m	4:31.782	9	16.765

30 November-2 December 2018

Women's Team Pursuit / Poursuite par équipe femmes
Qualifying / Qualifications
Race Analysis / Analyse de course

Heat 3				Heat 4			
Distance	KOR - Republic of Korea			Distance	UKR - Ukraine		
	Time	Rank	Lap Time		Time	Rank	Lap Time
125m	14.450	9		125m	14.291	6	
250m	22.912	8	22.912	250m	22.909	7	22.909
375m	31.066	7		375m	31.221	8	
500m	38.929	6	16.017	500m	39.263	7	16.354
625m	46.865	6		625m	47.475	9	
750m	54.748	6	15.819	750m	55.538	9	16.275
875m	1:02.649	4		875m	1:03.792	10	
1000m	1:10.675	4	15.927	1000m	1:11.838	10	16.300
1125m	1:18.547	4		1125m	1:20.047	11	
1250m	1:26.458	3	15.783	1250m	1:28.211	11	16.373
1375m	1:34.528	3		1375m	1:36.558	12	
1500m	1:42.436	3	15.978	1500m	1:44.771	12	16.560
1625m	1:50.524	3		1625m	1:53.160	12	
1750m	1:58.494	3	16.058	1750m	2:01.336	12	16.565
1875m	2:06.638	3		1875m	2:09.607	12	
2000m	2:14.757	3	16.263	2000m	2:17.835	11	16.499
2125m	2:22.828	3		2125m	2:26.255	12	
2250m	2:31.093	3	16.336	2250m	2:34.795	12	16.960
2375m	2:39.143	3		2375m	2:43.247	12	
2500m	2:47.226	3	16.133	2500m	2:51.937	12	17.142
2625m	2:55.359	3		2625m	3:00.334	12	
2750m	3:03.714	3	16.488	2750m	3:08.802	12	16.865
2875m	3:11.847	3		2875m	3:17.250	12	
3000m	3:20.167	3	16.453	3000m	3:25.500	12	16.698
3125m	3:28.458	3		3125m	3:33.764	12	
3250m	3:36.935	3	16.768	3250m	3:42.257	12	16.757
3375m	3:45.157	4		3375m	3:50.804	11	
3500m	3:53.370	4	16.435	3500m	3:59.297	11	17.040
3625m	4:01.664	4		3625m	4:08.016	12	
3750m	4:09.998	5	16.628	3750m	4:16.440	12	17.143
3875m	4:18.539	5		3875m	4:24.751	11	
4000m	4:26.858	5	16.860	4000m	4:33.175	11	16.735

30 November-2 December 2018

Women's Team Pursuit / Poursuite par équipe femmes
Qualifying / Qualifications
Race Analysis / Analyse de course

Heat 5				Heat 6			
AUS - Australia				BLR - Belarus			
Distance	Time	Rank	Lap Time	Distance	Time	Rank	Lap Time
125m	14.007	2		125m	15.161	14	
250m	22.154	2	22.154	250m	23.951	15	23.951
375m	30.051	2		375m	32.393	15	
500m	38.000	2	15.846	500m	40.522	15	16.571
625m	45.789	1		625m	48.794	15	
750m	53.599	1	15.599	750m	56.925	15	16.403
875m	1:01.487	1		875m	1:05.151	15	
1000m	1:09.281	1	15.682	1000m	1:13.163	15	16.238
1125m	1:17.171	1		1125m	1:21.206	15	
1250m	1:24.941	1	15.660	1250m	1:29.297	15	16.134
1375m	1:32.676	1		1375m	1:37.610	15	
1500m	1:40.448	1	15.507	1500m	1:45.811	15	16.514
1625m	1:48.428	1		1625m	1:54.240	15	
1750m	1:56.333	1	15.885	1750m	2:02.718	15	16.907
1875m	2:04.316	1		1875m	2:10.859	15	
2000m	2:12.119	1	15.786	2000m	2:18.944	15	16.226
2125m	2:20.025	1		2125m	2:27.179	14	
2250m	2:27.932	1	15.813	2250m	2:35.662	14	16.718
2375m	2:35.937	1		2375m	2:43.977	14	
2500m	2:44.045	1	16.113	2500m	2:52.461	15	16.799
2625m	2:51.993	1		2625m	3:00.729	15	
2750m	2:59.984	1	15.939	2750m	3:09.293	15	16.832
2875m	3:07.963	1		2875m	3:18.092	15	
3000m	3:15.951	1	15.967	3000m	3:26.747	15	17.454
3125m	3:23.916	1		3125m	3:35.459	15	
3250m	3:32.097	1	16.146	3250m	3:43.962	15	17.215
3375m	3:40.143	2		3375m	3:52.694	15	
3500m	3:47.983	2	15.886	3500m	4:01.634	15	17.672
3625m	3:55.697	2		3625m	4:10.523	14	
3750m	4:03.451	1	15.468	3750m	4:19.448	14	17.814
3875m	4:11.218	1		3875m	4:27.994	14	
4000m	4:19.073	1	15.622	4000m	4:36.491	14	17.043

30 November-2 December 2018

Women's Team Pursuit / Poursuite par équipe femmes
Qualifying / Qualifications
Race Analysis / Analyse de course

Heat 7				Heat 8			
RUS - Russian Federation				POL - Poland			
Distance	Time	Rank	Lap Time	Distance	Time	Rank	Lap Time
125m	14.514	10		125m	14.119	3	
250m	23.312	11	23.312	250m	22.299	3	22.299
375m	31.826	13		375m	30.346	3	
500m	39.933	12	16.621	500m	38.200	3	15.901
625m	48.055	12		625m	46.232	3	
750m	55.969	11	16.036	750m	54.237	2	16.037
875m	1:03.979	11		875m	1:02.411	3	
1000m	1:11.900	11	15.931	1000m	1:10.391	3	16.154
1125m	1:19.932	10		1125m	1:18.540	3	
1250m	1:27.918	10	16.018	1250m	1:26.569	4	16.178
1375m	1:36.070	10		1375m	1:34.743	4	
1500m	1:44.320	10	16.402	1500m	1:42.740	4	16.171
1625m	1:52.372	9		1625m	1:50.922	4	
1750m	2:00.629	9	16.309	1750m	1:59.089	4	16.349
1875m	2:08.832	9		1875m	2:07.304	5	
2000m	2:17.226	9	16.597	2000m	2:15.367	5	16.278
2125m	2:25.516	9		2125m	2:23.428	5	
2250m	2:33.904	9	16.678	2250m	2:31.714	5	16.347
2375m	2:42.292	9		2375m	2:39.889	4	
2500m	2:50.491	9	16.587	2500m	2:48.256	5	16.542
2625m	2:58.890	9		2625m	2:56.337	5	
2750m	3:07.359	9	16.868	2750m	3:04.463	5	16.207
2875m	3:16.102	9		2875m	3:12.793	6	
3000m	3:24.821	11	17.462	3000m	3:21.317	6	16.854
3125m	3:33.626	11		3125m	3:29.560	6	
3250m	3:42.163	11	17.342	3250m	3:38.066	7	16.749
3375m	3:50.814	12		3375m	3:46.405	7	
3500m	3:59.500	13	17.337	3500m	3:54.982	6	16.916
3625m	4:08.324	13		3625m	4:03.635	7	
3750m	4:16.970	13	17.470	3750m	4:12.038	7	17.056
3875m	4:25.488	13		3875m	4:20.402	7	
4000m	4:34.291	13	17.321	4000m	4:28.896	7	16.858

30 November-2 December 2018

Women's Team Pursuit / Poursuite par équipe femmes
Qualifying / Qualifications
Race Analysis / Analyse de course

Heat 9				Heat 10			
Distance	CHN - China		Lap Time	Distance	JPN - Japan		Lap Time
	Time	Rank			Time	Rank	
125m	14.186	5		125m	14.128	4	
250m	22.773	6	22.773	250m	22.562	4	22.562
375m	31.043	6		375m	30.387	4	
500m	39.362	8	16.589	500m	38.279	4	15.717
625m	47.742	11		625m	46.301	4	
750m	55.973	12	16.611	750m	54.641	5	16.362
875m	1:04.294	13		875m	1:02.759	6	
1000m	1:12.589	14	16.616	1000m	1:10.908	5	16.267
1125m	1:21.023	14		1125m	1:19.250	7	
1250m	1:29.197	14	16.608	1250m	1:27.513	7	16.605
1375m	1:37.385	14		1375m	1:35.796	8	
1500m	1:45.746	14	16.549	1500m	1:44.192	9	16.679
1625m	1:54.001	14		1625m	1:52.523	10	
1750m	2:02.414	14	16.668	1750m	2:00.848	10	16.656
1875m	2:10.594	14		1875m	2:09.241	11	
2000m	2:18.940	14	16.526	2000m	2:17.836	12	16.988
2125m	2:27.260	15		2125m	2:26.224	11	
2250m	2:35.756	15	16.816	2250m	2:34.729	11	16.893
2375m	2:43.981	15		2375m	2:43.414	13	
2500m	2:52.265	14	16.509	2500m	2:51.974	13	17.245
2625m	3:00.690	14		2625m	3:00.522	13	
2750m	3:09.037	13	16.772	2750m	3:09.155	14	17.181
2875m	3:17.503	14		2875m	3:17.447	13	
3000m	3:25.767	13	16.730	3000m	3:25.850	14	16.695
3125m	3:34.032	13		3125m	3:34.526	14	
3250m	3:42.559	13	16.792	3250m	3:43.613	14	17.763
3375m	3:51.064	13		3375m	3:52.523	14	
3500m	3:59.378	12	16.819	3500m	4:01.631	14	18.018
3625m	4:07.729	11		3625m	4:11.078	15	
3750m	4:16.259	11	16.881	3750m	4:20.272	15	18.641
3875m	4:24.546	10		3875m	4:29.280	15	
4000m	4:32.753	10	16.494	4000m	4:38.119	15	17.847

30 November-2 December 2018

Women's Team Pursuit / Poursuite par équipe femmes
Qualifying / Qualifications
Race Analysis / Analyse de course

Heat 11				Heat 12			
Distance	GER - Germany		Lap Time	Distance	USA - United States		Lap Time
	Time	Rank			Time	Rank	
125m	14.432	8		125m	13.993	1	
250m	23.137	9	23.137	250m	22.034	1	22.034
375m	31.332	9		375m	29.978	1	
500m	39.591	11	16.454	500m	37.948	1	15.914
625m	47.627	10		625m	46.083	2	
750m	55.578	10	15.987	750m	54.261	3	16.313
875m	1:03.566	9		875m	1:02.650	5	
1000m	1:11.739	9	16.161	1000m	1:10.917	6	16.656
1125m	1:19.727	9		1125m	1:18.967	5	
1250m	1:27.877	9	16.138	1250m	1:27.056	6	16.139
1375m	1:35.854	9		1375m	1:34.962	6	
1500m	1:44.001	8	16.124	1500m	1:43.069	6	16.013
1625m	1:52.029	8		1625m	1:51.212	6	
1750m	2:00.091	8	16.090	1750m	1:59.498	7	16.429
1875m	2:08.356	8		1875m	2:07.807	7	
2000m	2:16.599	8	16.508	2000m	2:16.266	7	16.768
2125m	2:24.797	8		2125m	2:24.483	7	
2250m	2:33.003	8	16.404	2250m	2:32.609	7	16.343
2375m	2:41.279	8		2375m	2:40.640	7	
2500m	2:49.586	8	16.583	2500m	2:48.719	7	16.110
2625m	2:58.141	8		2625m	2:56.629	6	
2750m	3:06.625	8	17.039	2750m	3:04.500	6	15.781
2875m	3:15.329	8		2875m	3:12.409	5	
3000m	3:23.829	8	17.204	3000m	3:20.351	4	15.851
3125m	3:32.537	8		3125m	3:28.520	4	
3250m	3:41.026	8	17.197	3250m	3:36.975	4	16.624
3375m	3:49.312	8		3375m	3:45.196	5	
3500m	3:57.591	8	16.565	3500m	3:53.484	5	16.509
3625m	4:06.028	8		3625m	4:01.702	5	
3750m	4:14.462	8	16.871	3750m	4:09.867	4	16.383
3875m	4:23.009	8		3875m	4:17.968	4	
4000m	4:31.457	8	16.995	4000m	4:25.760	3	15.893

30 November-2 December 2018

Women's Team Pursuit / Poursuite par équipe femmes
Qualifying / Qualifications
Race Analysis / Analyse de course

Heat 13				Heat 14			
CAN - Canada				GBR - Great Britain			
Distance	Time	Rank	Lap Time	Distance	Time	Rank	Lap Time
125m	15.178	15		125m	14.357	7	
250m	23.676	13	23.676	250m	22.678	5	22.678
375m	31.627	11		375m	30.624	5	
500m	39.528	10	15.852	500m	38.550	5	15.872
625m	47.247	7		625m	46.315	5	
750m	55.039	7	15.511	750m	54.278	4	15.728
875m	1:02.946	7		875m	1:02.155	2	
1000m	1:11.117	7	16.078	1000m	1:10.021	2	15.743
1125m	1:18.999	6		1125m	1:17.875	2	
1250m	1:26.866	5	15.749	1250m	1:25.855	2	15.834
1375m	1:34.884	5		1375m	1:33.728	2	
1500m	1:42.854	5	15.988	1500m	1:41.616	2	15.761
1625m	1:50.925	5		1625m	1:49.472	2	
1750m	1:59.155	5	16.301	1750m	1:57.521	2	15.905
1875m	2:07.200	4		1875m	2:05.519	2	
2000m	2:15.246	4	16.091	2000m	2:13.605	2	16.084
2125m	2:23.393	4		2125m	2:21.467	2	
2250m	2:31.592	4	16.346	2250m	2:29.339	2	15.734
2375m	2:40.015	5		2375m	2:37.164	2	
2500m	2:48.130	4	16.538	2500m	2:45.191	2	15.852
2625m	2:56.154	4		2625m	2:53.077	2	
2750m	3:04.111	4	15.981	2750m	3:00.979	2	15.788
2875m	3:12.292	4		2875m	3:08.841	2	
3000m	3:20.470	5	16.359	3000m	3:16.661	2	15.682
3125m	3:28.891	5		3125m	3:24.393	2	
3250m	3:37.015	5	16.545	3250m	3:32.140	2	15.479
3375m	3:45.061	3		3375m	3:39.877	1	
3500m	3:53.158	3	16.143	3500m	3:47.762	1	15.622
3625m	4:01.298	3		3625m	3:55.604	1	
3750m	4:09.488	3	16.330	3750m	4:03.698	2	15.936
3875m	4:17.645	3		3875m	4:11.660	2	
4000m	4:25.931	4	16.443	4000m	4:19.683	2	15.985

30 November-2 December 2018

Women's Team Pursuit / Poursuite par équipe femmes
Qualifying / Qualifications
Race Analysis / Analyse de course

Heat 15

Distance	ITA - Italy		Lap Time
	Time	Rank	
125m	14.672	11	
250m	23.242	10	23.242
375m	31.392	10	
500m	39.483	9	16.241
625m	47.387	8	
750m	55.280	8	15.797
875m	1:03.400	8	
1000m	1:11.471	8	16.191
1125m	1:19.626	8	
1250m	1:27.613	8	16.142
1375m	1:35.537	7	
1500m	1:43.474	7	15.861
1625m	1:51.423	7	
1750m	1:59.343	6	15.869
1875m	2:07.375	6	
2000m	2:15.393	6	16.050
2125m	2:23.663	6	
2250m	2:31.944	6	16.551
2375m	2:40.395	6	
2500m	2:48.656	6	16.712
2625m	2:56.976	7	
2750m	3:05.178	7	16.522
2875m	3:13.398	7	
3000m	3:21.588	7	16.410
3125m	3:29.766	7	
3250m	3:37.953	6	16.365
3375m	3:46.342	6	
3500m	3:55.030	7	17.077
3625m	4:03.392	6	
3750m	4:11.879	6	16.849
3875m	4:19.981	6	
4000m	4:27.974	6	16.095

Communiqué approved by the Secretary of the Commissaires Panel:

Women's Team Pursuit / Poursuite par équipe femmes
Qualifying / Qualifications
Start List / Liste de départ

Fri 30 Nov 2018 - Race distance: 4000m

World Record	4:10.236 GBR - Great Britain	Rio de Janeiro (BRA)	13 AUG 2016
---------------------	------------------------------	----------------------	-------------

Heat	Race Number	Team / Name	Time
1		IRL - Ireland	_____
	181	GRIFFIN Mia	
	185	MURPHY Kelly	
	186	SHARPE Alice	
	188	WALSH Orla	
2		BEL - Belgium	_____
	5	KOPECKY Lotte	
	76	BOSSUYT Shari	
	77	CROKET Gilke	
	79	DOM Annelies	
3		KOR - Republic of Korea	_____
	221	KIM Hyunji	
	223	KIM Youri	
	225	LEE Jumi	
	226	NA Ahreum	
4		UKR - Ukraine	_____
	46	NAHIRNA Anna	
	327	KLIACHINA Oksana	
	328	KONONENKO Valeriya	
	330	SOLOVEI Ganna	
5		AUS - Australia	_____
	2	EDMONDSON Annette	
	61	ANKUDINOFF Ashlee	
	62	BAKER Georgia	
	63	CURE Amy	
6		BLR - Belarus	_____
	7	SAVENKA Ina	
	83	PIVOVAROVA Polina	
	84	SALAUYEVA Aksana	
	85	TSERAKH Hanna	

Women's Team Pursuit / Poursuite par équipe femmes
Qualifying / Qualifications
Start List / Liste de départ
 Fri 30 Nov 2018 - Race distance: 4000m

Heat	Race Number	Team / Name	Time
7		RUS - Russian Federation	_____
	291	AUGUSTINAS Evgenia	
	292	BALABOLINA Tamara	
	294	IAKOVENKO Anastasiia	
	295	MALKOVA Daria	
8		POL - Poland	_____
	269	KACZKOWSKA Justyna	
	272	PIETRZAK Lucja	
	273	PIKULIK Daria	
	275	PLOSAJ Nikol	
9		CHN - China	_____
	10	WANG Xiaofei	
	101	CHEN Qiaolin	
	103	LIU Jiali	
	104	WANG Hong	
10		JPN - Japan	_____
	29	FURUYAMA Kie	
	205	HASHIMOTO Yuya	
	206	NAKAMURA Kisato	
	209	YOSHIKAWA Miho	
11		GER - Germany	_____
	19	PALLER Tatjana	
	159	BRAUSSE Franziska	
	163	STOCK Gudrun	
	164	SUSSEMILCH Laura	
12		USA - United States	_____
	47	VALENTE Jennifer	
	332	BIRCH Christina	
	333	CATLIN Kelly	
	334	GEIST Kimberly	
13		CAN - Canada	_____
	92	BONHOMME Ariane	
	93	FOREMAN-MACKEY Annie	
	95	GIBSON Kinley	
	96	ROORDA Stephanie	

Women's Team Pursuit / Poursuite par équipe femmes
Qualifying / Qualifications
Start List / Liste de départ

Fri 30 Nov 2018 - Race distance: 4000m

Heat	Race Number	Team / Name	Time
14		GBR - Great Britain	_____
	18	ARCHIBALD Katie	
	145	KAY Emily	
	146	KENNY Laura	
	148	NELSON Emily	
15		ITA - Italy	_____
	27	PATERNOSTER Letizia	
	194	BARBIERI Rachele	
	196	CONFALONIERI Maria Giulia	
	197	FIDANZA Martina	

Qualification Rule:

The eight teams recording the best times in the qualifying round will be matched in the First round as follows:

The 6th fastest team against the 7th fastest team.

The 5th fastest team against the 8th fastest team.

The 2nd fastest team against the 3rd fastest team.

The fastest team against the 4th fastest team.

The winners of heats 3 and 4 in the First round ride the final for the gold and silver medals.

The remaining six teams will be ranked by their times in the First round and will be paired as follows:

The two fastest teams ride the final for the bronze medal.

Communiqué approved by the Secretary of the Commissaires Panel:

.....

Note:

The composition of the teams may be subject to change up to one hour before the start of the race.

Women's Omnium / Omnium femmes
World Cup Standings / Classement coupe du monde
 As of SAT 1 DEC 2018

Event No 1	Saint-Quentin-en-Yvelines (FRA)	19-21 OCT 2018
Event No 2	Milton (CAN)	26-28 OCT 2018
Event No 3	Berlin (GER)	30 NOV-2 DEC 2018
Event No 4	London (GBR)	14-16 DEC 2018
Event No 5	Cambridge (NZL)	18-20 JAN 2019
Event No 6	Hong-Kong (HKG)	25-27 JAN 2019

Rank	Name	Team Code	Event No 1	Event No 2	Event No 3	Event No 4	Event No 5	Event No 6	Total Points
1	PATERNOSTER Letizia	ITA	450.0		450.0				900.0
2	BALEISYTE Olivija	LTU	375.0	190.0	275.0				840.0
3	VALENTE Jennifer	USA		400.0	400.0				800.0
4	DIDERIKSEN Amalie	DEN	325.0	375.0					700.0
5	SALAZAR VAZQUEZ Lizeth Yarely	MEX		450.0	190.0				640.0
6	BEVERIDGE Allison	CAN		205.0	325.0				530.0
7	ARCHIBALD Katie	GBR			500.0				500.0
8	KENNY Laura	GBR		500.0					500.0
9	WILD Kirsten	NED	500.0						500.0
10	STENBERG Anita Yvonne	NOR	120.0	130.0	225.0				475.0
11	EVANS Neah	GBR	400.0						400.0
12	USABIAGA BALERDI Ana	ESP	145.0	110.0	145.0				400.0
13	BOYLAN Lydia	IRL		225.0	160.0				385.0
14	SAVENKA Ina	BLR	250.0		130.0				380.0
15	EDMONDSON Annette	AUS			375.0				375.0
16	LETH Julie	DEN			350.0				350.0
17	BERTHON Laurie	FRA		350.0					350.0
18	AUGUSTINAS Evgenia	RUS	350.0						350.0
19	NAHIRNA Anna	UKR	275.0		70.0				345.0
20	EBERHARDT Verena	AUT	160.0		175.0				335.0
21	BACIKOVA Alzbeta	SVK	100.0	120.0	110.0				330.0
22	BALSAMO Elisa	ITA		325.0					325.0
23	KOPECKY Lotte	BEL			300.0				300.0
24	KAJIHARA Yumi	JPN		300.0					300.0
25	CLONAN Kristina	AUS	300.0						300.0
26	WALDIS Andrea	SUI	190.0		100.0				290.0
27	SEITZ Aline	SUI		275.0					275.0
28	PIETERS Amy	NED			250.0				250.0
29	BUCHANAN Rushlee	NZL		250.0					250.0
30	MACHACOVA Jarmila	CZE	110.0	50.0	90.0				250.0
31	SHEATH Racquel	NZL	225.0						225.0
32	BADYKOVA Gulnaz	RUS			205.0				205.0
33	McCURLLEY Shannon	IRL	205.0						205.0
34	WANG Xiaofei	CHN		70.0	120.0				190.0
35	YANG Qianyu	HKG	90.0	100.0					190.0
36	GONCHAROVA Alexandra	RUS		175.0					175.0
37	JEULAND Pascale	FRA	175.0						175.0
38	PIVOVAROVA Polina	BLR		160.0					160.0
39	LUO Yiwei	SIN	70.0	90.0					160.0
40	BRAUSSE Franziska	GER		145.0					145.0
41	LIU Jiali	CHN	130.0						130.0
42	FURUYAMA Kie	JPN			80.0				80.0
43	KACZKOWSKA Justyna	POL		80.0					80.0

Women's Omnium / Omnium femmes
World Cup Standings / Classement coupe du monde

As of SAT 1 DEC 2018

Rank	Name	Team Code	Event No 1	Event No 2	Event No 3	Event No 4	Event No 5	Event No 6	Total Points
44	DOM Annelies	BEL	80.0						80.0
45	PANG Yao	HKG			60.0				60.0
46	JOSEPH Amber	BAR		60.0					60.0
47	PALLER Tatjana	GER			50.0				50.0

Women's Omnium / Omnium femmes

Final Classification / Classement final

Rank	Race No.	Name	Team Code	Scratch Race 1¼	Tempo Race 2¼	Elimination Race 3¼	Sub Total Points	Points Race 4/4 (80 Laps - 20 Km)										Total Points	
								Sprint Points								Lap Points			Finish Order
								1	2	3	4	5	6	7	8	+	-		
1	18	ARCHIBALD Katie	GBR	40 (1)	40 (1)	40 (1)	120 (1)			2	5	2		3			13	132	
2	27	PATERNOSTER Letizia	ITA	36 (3)	36 (3)	32 (5)	104 (2)		1	3						10		118	
3	47	VALENTE Jennifer	USA	34 (4)	34 (4)	36 (3)	104 (3)		2	5	1	1		1	2			116	
4	2	EDMONDSON Annette	AUS	32 (5)	26 (8)	38 (2)	96 (4)						5				5	101	
5	14	LETH Julie	DEN	26 (8)	38 (2)	26 (8)	90 (5)					3	1				16	94	
6	9	BEVERIDGE Allison	CAN	38 (2)	10 (16)	30 (6)	78 (6)				3						12	81	
7	5	KOPECKY Lotte	BEL	14 (14)	28 (7)	34 (4)	76 (7)										23	76	
8	31	BALEISYTE Olivija	LTU	28 (7)	18 (12)	22 (10)	68 (8)										17	68	
9	35	PIETERS Amy	NED	22 (10)	16 (13)	18 (12)	56 (10)				2		3		6			67	
10	36	STENBERG Anita Yvonne	NOR	30 (6)	24 (9)	6 (18)	60 (9)	1									14	61	
11	40	BADYKOVA Gulnaz	RUS	10 (16)	20 (11)	20 (11)	50 (14)			1		5	2	2			6	60	
12	33	SALAZAR VAZQUEZ Lizbeth Yareli	MEX	16 (13)	22 (10)	16 (13)	54 (11)									4		58	
13	3	EBERHARDT Verena	AUT	12 (15)	30 (6)	10 (16)	52 (12)	3	3								7	58	
14	25	BOYLAN Lydia	IRL	24 (9)	14 (14)	1 (21)	39 (17)	5	5					5			8	54	
15	16	USABIAGA BALERDI Ana	ESP	18 (12)	8 (17)	24 (9)	50 (13)										22	50	
16	7	SAVENKA Ina	BLR	1 (21)	32 (5)	8 (17)	41 (15)										11	41	
17	10	WANG Xiaofei	CHN	1 (24)	12 (15)	28 (7)	41 (16)										15	41	
18	43	BACIKOVA Alzbeta	SVK	20 (11)	1 (24)	14 (14)	35 (18)										24	35	
19	42	WALDIS Andrea	SUI	4 (19)	2 (20)	12 (15)	18 (19)										18	18	
20	12	MACHACOVA Jarmila	CZE	6 (18)	6 (18)	1 (22)	13 (20)										10	13	
21	29	FURUYAMA Kie	JPN	8 (17)	1 (21)	2 (20)	11 (21)	2									20	13	
22	46	NAHIRNA Anna	UKR	2 (20)	4 (19)	4 (19)	10 (22)										19	10	
23	22	PANG Yao	HKG	1 (23)	1 (22)	1 (23)	3 (23)										9	3	
24	19	PALLER Tatjana	GER	1 (22)	1 (23)	1 (24)	3 (24)										21	3	

Elapsed Time: 31:54 - Average Speed: 37.601 km/h

Communiqué approved by the Secretary of the Commissaires Panel:

NOTES

Points scale for the first three phases: 1st: 40 points, 2nd: 38 points, 3rd: 36 points, etc.

LEGEND

-	Points lost	+	Points gained	nn (x)	Points (Rank)	No.	Number
Rk	Rank						

30 November-2 December 2018

Women's Omnium / Omnium femmes
Results Progression / Progression des résultats

Rank	Race No.	Name	Team Code	Scratch Race 1¼		Tempo Race 2¼		Elimination Race 3¼		Points Race 4¼	
				Rk	Pts	Rk	Pts	Rk	Pts	Pts	
1	18	ARCHIBALD Katie	GBR	Race result:	1	40	1	40	1	40	12
				Overall:	1	40	1	80	1	120	132
2	27	PATERNOSTER Letizia	ITA	Race result:	3	36	3	36	5	32	14
				Overall:	3	36	2	72	2	104	118
3	47	VALENTE Jennifer	USA	Race result:	4	34	4	34	3	36	12
				Overall:	4	34	3	68	3	104	116
4	2	EDMONDSON Annette	AUS	Race result:	5	32	8	26	2	38	5
				Overall:	5	32	5	58	4	96	101
5	14	LETH Julie	DEN	Race result:	8	26	2	38	8	26	4
				Overall:	8	26	4	64	5	90	94
6	9	BEVERIDGE Allison	CAN	Race result:	2	38	16	10	6	30	3
				Overall:	2	38	7	48	6	78	81
7	5	KOPECKY Lotte	BEL	Race result:	14	14	7	28	4	34	0
				Overall:	14	14	10	42	7	76	76
8	31	BALEISYTE Olivija	LTU	Race result:	7	28	12	18	10	22	0
				Overall:	7	28	8	46	8	68	68
9	35	PIETERS Amy	NED	Race result:	10	22	13	16	12	18	11
				Overall:	10	22	13	38	10	56	67
10	36	STENBERG Anita Yvonne	NOR	Race result:	6	30	9	24	18	6	1
				Overall:	6	30	6	54	9	60	61
11	40	BADYKOVA Gulnaz	RUS	Race result:	16	10	11	20	11	20	10
				Overall:	16	10	15	30	14	50	60
12	33	SALAZAR VAZQUEZ Lizbeth Yareli	MEX	Race result:	13	16	10	22	13	16	4
				Overall:	13	16	12	38	11	54	58
13	3	EBERHARDT Verena	AUT	Race result:	15	12	6	30	16	10	6
				Overall:	15	12	9	42	12	52	58
14	25	BOYLAN Lydia	IRL	Race result:	9	24	14	14	21	1	15
				Overall:	9	24	11	38	17	39	54
15	16	USABIAGA BALERDI Ana	ESP	Race result:	12	18	17	8	9	24	0
				Overall:	12	18	16	26	13	50	50
16	7	SAVENKA Ina	BLR	Race result:	21	1	5	32	17	8	0
				Overall:	21	1	14	33	15	41	41
17	10	WANG Xiaofei	CHN	Race result:	24	1	15	12	7	28	0
				Overall:	24	1	18	13	16	41	41
18	43	BACIKOVA Alzbeta	SVK	Race result:	11	20	24	1	14	14	0
				Overall:	11	20	17	21	18	35	35
19	42	WALDIS Andrea	SUI	Race result:	19	4	20	2	15	12	0
				Overall:	19	4	22	6	19	18	18
20	12	MACHACOVA Jarmila	CZE	Race result:	18	6	18	6	22	1	0
				Overall:	18	6	19	12	20	13	13
21	29	FURUYAMA Kie	JPN	Race result:	17	8	21	1	20	2	2
				Overall:	17	8	20	9	21	11	13
22	46	NAHIRNA Anna	UKR	Race result:	20	2	19	4	19	4	0
				Overall:	20	2	21	6	22	10	10
23	22	PANG Yao	HKG	Race result:	23	1	22	1	23	1	0
				Overall:	23	1	23	2	23	3	3
24	19	PALLER Tatjana	GER	Race result:	22	1	23	1	24	1	0
				Overall:	22	1	24	2	24	3	3

30 November-2 December 2018

Women's Omnium / Omnium femmes
Results Progression / Progression des résultats

Rank	Race No.	Name	Team Code	Scratch Race 1/4		Tempo Race 2/4		Elimination Race 3/4		Points Race 4/4
				Rk	Pts	Rk	Pts	Rk	Pts	Pts

Note:
Points scale for the first 4 phases : 1st: 40 points, 2nd: 38 points, 3rd: 36 points, etc.

LEGEND
No. Number Pts Points Rk Rank

**Women's Omnium / Omnium femmes
Points Race 4\4 / Course aux points 4\4
Start List / Liste de départ**

Sat 1 Dec 2018 - Race distance: 80 laps (20km) with 8 sprints

Race Number	Name	Team Code
At the fence		
18	ARCHIBALD Katie	GBR
47	VALENTE Jennifer	USA
14	LETH Julie	DEN
5	KOPECKY Lotte	BEL
36	STENBERG Anita Yvonne	NOR
33	SALAZAR VAZQUEZ Lizbeth Yareli	MEX
16	USABIAGA BALERDI Ana	ESP
7	SAVENKA Ina	BLR
25	BOYLAN Lydia	IRL
42	WALDIS Andrea	SUI
29	FURUYAMA Kie	JPN
22	PANG Yao	HKG
At the blue band		
27	PATERNOSTER Letizia	ITA
2	EDMONDSON Annette	AUS
9	BEVERIDGE Allison	CAN
31	BALEISYTE Olivija	LTU
35	PIETERS Amy	NED
3	EBERHARDT Verena	AUT
40	BADYKOVA Gulnaz	RUS
10	WANG Xiaofei	CHN
43	BACIKOVA Alzbeta	SVK
12	MACHACOVA Jarmila	CZE
46	NAHIRNA Anna	UKR
19	PALLER Tatjana	GER

Communiqué approved by the Secretary of the Commissaires Panel:

.....

Women's Omnium / Omnium femmes
Elimination Race 3\4 / Course par élimination 3\4
Results / Résultats
 Sat 1 Dec 2018

 Elapsed time: **14:09**

 Average Speed: **47.703km/h**

Rank	Race Number	Name	Team Code
1	18	ARCHIBALD Katie	GBR
2	2	EDMONDSON Annette	AUS
3	47	VALENTE Jennifer	USA
4	5	KOPECKY Lotte	BEL
5	27	PATERNOSTER Letizia	ITA
6	9	BEVERIDGE Allison	CAN
7	10	WANG Xiaofei	CHN
8	14	LETH Julie	DEN
9	16	USABIAGA BALERDI Ana	ESP
10	31	BALEISYTE Olivija	LTU
11	40	BADYKOVA Gulnaz	RUS
12	35	PIETERS Amy	NED
13	33	SALAZAR VAZQUEZ Lizbeth Yareli	MEX
14	43	BACIKOVA Alzbeta	SVK
15	42	WALDIS Andrea	SUI
16	3	EBERHARDT Verena	AUT
17	7	SAVENKA Ina	BLR
18	36	STENBERG Anita Yvonne	NOR
19	46	NAHIRNA Anna	UKR
20	29	FURUYAMA Kie	JPN
21	25	BOYLAN Lydia	IRL
22	12	MACHACOVA Jarmila	CZE
23	22	PANG Yao	HKG
24	19	PALLER Tatjana	GER

 Communiqué approved by the Secretary of the Commissaires Panel:

Women's Omnium / Omnium femmes
Elimination Race 3\4 / Course par élimination 3\4
Start List / Liste de départ

Race Number	Name	Team Code
At the fence		
18	ARCHIBALD Katie	GBR
47	VALENTE Jennifer	USA
2	EDMONDSON Annette	AUS
9	BEVERIDGE Allison	CAN
3	EBERHARDT Verena	AUT
25	BOYLAN Lydia	IRL
35	PIETERS Amy	NED
40	BADYKOVA Gulnaz	RUS
43	BACIKOVA Alzbeta	SVK
12	MACHACOVA Jarmila	CZE
46	NAHIRNA Anna	UKR
22	PANG Yao	HKG
At the blue band		
27	PATERNOSTER Letizia	ITA
14	LETH Julie	DEN
36	STENBERG Anita Yvonne	NOR
31	BALEISYTE Olivija	LTU
5	KOPECKY Lotte	BEL
33	SALAZAR VAZQUEZ Lizbeth Yareli	MEX
7	SAVENKA Ina	BLR
16	USABIAGA BALERDI Ana	ESP
10	WANG Xiaofei	CHN
29	FURUYAMA Kie	JPN
42	WALDIS Andrea	SUI
19	PALLER Tatjana	GER

Communiqué approved by the Secretary of the Commissaires Panel:

.....

**Women's Omnium / Omnium femmes
Tempo Race 2\4 / Course tempo 2\4
Results / Résultats**

Sat 1 Dec 2018 - Race distance: 30 laps (7.5km)

Elapsed time: **8:39**

Average Speed: **51.980km/h**

Rank	Race No.	Name	Team Code	Sprints Won	Finish Order	Lap Points			Total Points
						+	-	Balance	
1	18	ARCHIBALD Katie	GBR	10, 11, 12, 13	13				4
2	14	LETH Julie	DEN	22, 23, 24	6				3
3	27	PATERNOSTER Letizia	ITA	16, 17, 18	15				3
4	47	VALENTE Jennifer	USA	14, 26	1				2
5	7	SAVENKA Ina	BLR	1, 3	16	20	20	0	2
6	3	EBERHARDT Verena	AUT	2, 4	18	20	20	0	2
7	5	KOPECKY Lotte	BEL	25	3				1
8	2	EDMONDSON Annette	AUS	19	7				1
9	36	STENBERG Anita Yvonne	NOR	21	9				1
10	33	SALAZAR VAZQUEZ Lizbeth Yareli	MEX	20	11				1
11	40	BADYKOVA Gulnaz	RUS	15	22				1
12	31	BALEISYTE Olivija	LTU		2				0
13	35	PIETERS Amy	NED		4				0
14	25	BOYLAN Lydia	IRL		5				0
15	10	WANG Xiaofei	CHN		8				0
16	9	BEVERIDGE Allison	CAN		10				0
17	16	USABIAGA BALERDI Ana	ESP		12				0
18	12	MACHACOVA Jarmila	CZE		19				0
19	46	NAHIRNA Anna	UKR		21				0
20	42	WALDIS Andrea	SUI	5, 6, 8, 9	23		20	-20	-16
21	29	FURUYAMA Kie	JPN	7	20		20	-20	-19
22	22	PANG Yao	HKG		14		20	-20	-20
23	19	PALLER Tatjana	GER		17		20	-20	-20
24	43	BACIKOVA Alzbeta	SVK		24		20	-20	-20

Communiqué approved by the Secretary of the Commissaires Panel:

LEGEND			
-	Points lost	+	Points gained
No.	Number		

Women's Omnium / Omnium femmes
Tempo Race 2\4 / Course tempo 2\4
Start List / Liste de départ
 Sat 1 Dec 2018 - Race distance: 30 laps (7.5km)

Race Number	Name	Team Code
-------------	------	-----------

At the fence

18	ARCHIBALD Katie	GBR
27	PATERNOSTER Letizia	ITA
2	EDMONDSON Annette	AUS
31	BALEISYTE Olivija	LTU
25	BOYLAN Lydia	IRL
43	BACIKOVA Alzbeta	SVK
33	SALAZAR VAZQUEZ Lizbeth Yareli	MEX
3	EBERHARDT Verena	AUT
29	FURUYAMA Kie	JPN
42	WALDIS Andrea	SUI
7	SAVENKA Ina	BLR
22	PANG Yao	HKG

At the blue band

9	BEVERIDGE Allison	CAN
47	VALENTE Jennifer	USA
36	STENBERG Anita Yvonne	NOR
14	LETH Julie	DEN
35	PIETERS Amy	NED
16	USABIAGA BALERDI Ana	ESP
5	KOPECKY Lotte	BEL
40	BADYKOVA Gulnaz	RUS
12	MACHACOVA Jarmila	CZE
46	NAHIRNA Anna	UKR
19	PALLER Tatjana	GER
10	WANG Xiaofei	CHN

Communiqué approved by the Secretary of the Commissaires Panel:

.....

**Women's Omnium / Omnium femmes
Scratch Race 1\4 / Course scratch 1\4
Results / Résultats**

Sat 1 Dec 2018 - Race distance: 30 laps (7.5km)

Elapsed time: **9:45**

Average Speed: **46.096km/h**

Rank	Race Number	Name	Team Code	Laps Down
1	18	ARCHIBALD Katie	GBR	
2	9	BEVERIDGE Allison	CAN	
3	27	PATERNOSTER Letizia	ITA	
4	47	VALENTE Jennifer	USA	
5	2	EDMONDSON Annette	AUS	
6	36	STENBERG Anita Yvonne	NOR	
7	31	BALEISYTE Olivija	LTU	
8	14	LETH Julie	DEN	
9	25	BOYLAN Lydia	IRL	
10	35	PIETERS Amy	NED	
11	43	BACIKOVA Alzbeta	SVK	
12	16	USABIAGA BALERDI Ana	ESP	
13	33	SALAZAR VAZQUEZ Lizbeth Yareli	MEX	
14	5	KOPECKY Lotte	BEL	
15	3	EBERHARDT Verena	AUT	
16	40	BADYKOVA Gulnaz	RUS	
17	29	FURUYAMA Kie	JPN	
18	12	MACHACOVA Jarmila	CZE	
19	42	WALDIS Andrea	SUI	
20	46	NAHIRNA Anna	UKR	
21	7	SAVENKA Ina	BLR	
22	19	PALLER Tatjana	GER	
23	22	PANG Yao	HKG	
24	10	WANG Xiaofei	CHN	

Communiqué approved by the Secretary of the Commissaires Panel:

.....

Women's Omnium / Omnium femmes
Scratch Race 1\4 / Course scratch 1\4
Start List / Liste de départ
 Sat 1 Dec 2018 - Race distance: 30 laps (7.5km)

Race Number	Name	Team Code
At the fence		
47	VALENTE Jennifer	USA
36	STENBERG Anita Yvonne	NOR
27	PATERNOSTER Letizia	ITA
12	MACHACOVA Jarmila	CZE
5	KOPECKY Lotte	BEL
9	BEVERIDGE Allison	CAN
3	EBERHARDT Verena	AUT
22	PANG Yao	HKG
18	ARCHIBALD Katie	GBR
46	NAHIRNA Anna	UKR
29	FURUYAMA Kie	JPN
40	BADYKOVA Gulnaz	RUS
At the blue band		
31	BALEISYTE Olivija	LTU
33	SALAZAR VAZQUEZ Lizbeth Yareli	MEX
42	WALDIS Andrea	SUI
16	USABIAGA BALERDI Ana	ESP
43	BACIKOVA Alzbeta	SVK
25	BOYLAN Lydia	IRL
7	SAVENKA Ina	BLR
10	WANG Xiaofei	CHN
19	PALLER Tatjana	GER
2	EDMONDSON Annette	AUS
14	LETH Julie	DEN
35	PIETERS Amy	NED

Communiqué approved by the Secretary of the Commissaires Panel:

.....

Women's Madison / Madison femmes
World Cup Standings / Classement coupe du monde
 As of SUN 2 DEC 2018

Event No 1	Saint-Quentin-en-Yvelines (FRA)	19-21 OCT 2018
Event No 2	Milton (CAN)	26-28 OCT 2018
Event No 3	Berlin (GER)	30 NOV-2 DEC 2018
Event No 4	London (GBR)	14-16 DEC 2018
Event No 5	Cambridge (NZL)	18-20 JAN 2019
Event No 6	Hong-Kong (HKG)	25-27 JAN 2019

Rank	Name	Team Code	Event No 1	Event No 2	Event No 3	Event No 4	Event No 5	Event No 6	Total Points
1	GREAT BRITAIN	GBR	450.0	500.0	500.0				1450.0
2	DENMARK	DEN	500.0	450.0	450.0				1400.0
3	RUSSIAN FEDERATION	RUS	275.0	375.0	375.0				1025.0
4	GERMANY	GER	190.0	350.0	225.0				765.0
5	AUSTRALIA	AUS	400.0		325.0				725.0
6	ITALY	ITA	325.0	275.0	120.0				720.0
7	CANADA	CAN		400.0	300.0				700.0
8	POLAND	POL	205.0	205.0	275.0				685.0
9	FRANCE	FRA	350.0	300.0					650.0
10	UKRAINE	UKR	375.0		250.0				625.0
11	IRELAND	IRL	225.0	225.0	175.0				625.0
12	SWITZERLAND	SUI	190.0	190.0	205.0				585.0
13	BELARUS	BLR	190.0	325.0					515.0
14	UNITED STATES OF AMERICA	USA		145.0	350.0				495.0
15	CZECH REPUBLIC	CZE	190.0	160.0	145.0				495.0
16	NETHERLANDS	NED	250.0		190.0				440.0
17	NEW ZEALAND	NZL	300.0	130.0					430.0
18	BELGIUM	BEL			400.0				400.0
19	HONG KONG, CHINA	HKG	130.0	120.0	130.0				380.0
20	MEXICO	MEX		250.0	110.0				360.0
21	JAPAN	JPN		110.0	160.0				270.0
22	PEOPLE'S REPUBLIC OF CHINA	CHN		175.0					175.0

Women's Madison / Madison femmes
Final / Finale
Results / Résultats

Sun 2 Dec 2018 - Race distance: 80 laps (20km) with 8 sprints

 Elapsed time: **30:52**

 Average Speed: **38.871km/h**

Rank	Race Number	Name	Sprint Number								Lap Points			Finish Order	Points	
			1	2	3	4	5	6	7	8	+	-	Balance			
1	14	GBR - Great Britain	5	3	5	5	3	3	3	10				1	37	
		Black KENNY Laura														
		Red NELSON Emily														
2	2	DEN - Denmark				3				5		20		20	7	28
		Black LETH Julie														
		Red SCHMIDT Trine														
3	13	BEL - Belgium		2	2	2	1	1		6					2	14
		Black D'HOORE Jolien														
		Red KOPECKY Lotte														
4	7	RUS - Russian Federation	2	5	1		2		2	2					4	14
		Black NOVOLODSKAYA Maria														
		Red BADKOVA Gulnaz														
5	18	USA - United States			3					1	4				3	8
		Black VALENTE Jennifer														
		Red RYAN Kendall														
6	16	AUS - Australia					5	2							11	7
		Black ANKUDINOFF Ashlee														
		Red CURE Amy														
7	9	CAN - Canada							5						13	5
		Black ROORDA Stephanie														
		Red BEVERIDGE Allison														
8	12	POL - Poland	1	1		1									6	3
		Black PIKULIK Daria														
		Red PLOSAJ Nikol														
9	4	UKR - Ukraine													5	0
		Black NAHIRNA Anna														
		Red SOLOVEI Ganna														
10	17	GER - Germany													8	0
		Black BRAUSSE Franziska														
		Red TEUTENBERG Lea Lin														
11	5	SUI - Switzerland													9	0
		Black SEITZ Aline														
		Red WALDIS Andrea														
12	10	NED - Netherlands													10	0
		Black PIETERS Amy														
		Red de ZOETE Mylene														
13	8	IRL - Ireland													12	0
		Black GURLEY Lydia														
		Red McCURLEY Shannon														
14	15	JPN - Japan													15	0
		Black HASHIMOTO Yuya														
		Red NAKAMURA Kisato														
15	11	CZE - Czech Republic											20	-20	14	-20
		Black KOHOUTKOVA Katerina														
		Red HOCHMANN Lucie														
16	6	HKG - Hong Kong, China											20	-20	16	-20
		Black YANG Qianyu														
		Red PANG Yao														
	1	ITA - Italy	3													DNF
		Black PATERNOSTER Letizia														
		Red BARBIERI Rachele														

Women's Madison / Madison femmes
Final / Finale
Results / Résultats

Sun 2 Dec 2018 - Race distance: 80 laps (20km) with 8 sprints

 Elapsed time: **30:52**

 Average Speed: **38.871km/h**

Rank	Race Number	Name	Sprint Number								Lap Points			Finish Order	Points		
			1	2	3	4	5	6	7	8	+	-	Balance				
	3	MEX - Mexico												20	-20		DNF
	Black	ARREOLA NAVARRO Sofia															
	Red	SALAZAR VAZQUEZ Lizbeth Yareli															

Communiqué approved by the Secretary of the Commissaires Panel:

LEGEND
DNF Did Not Finish

Women's Madison / Madison femmes
Final / Finale
Start List / Liste de départ

Sun 2 Dec 2018 - Race distance: 80 laps (20km) with 8 sprints

Race Number	Team	Colour	Name
1	ITA - Italy	BLACK RED	PATERNOSTER Letizia BARBIERI Rachele
2	DEN - Denmark	BLACK RED	LETH Julie SCHMIDT Trine
3	MEX - Mexico	BLACK RED	ARREOLA NAVARRO Sofia SALAZAR VAZQUEZ Lizbeth Yareli
4	UKR - Ukraine	BLACK RED	NAHIRNA Anna SOLOVEI Ganna
5	SUI - Switzerland	BLACK RED	SEITZ Aline WALDIS Andrea
6	HKG - Hong Kong, China	BLACK RED	YANG Qianyu PANG Yao
7	RUS - Russian Federation	BLACK RED	NOVOLODSKAYA Maria BADYKOVA Gulnaz
8	IRL - Ireland	BLACK RED	GURLEY Lydia McCURLEY Shannon
9	CAN - Canada	BLACK RED	ROORDA Stephanie BEVERIDGE Allison
10	NED - Netherlands	BLACK RED	PIETERS Amy de ZOETE Mylene
11	CZE - Czech Republic	BLACK RED	KOHOUTKOVA Katerina HOCHMANN Lucie
12	POL - Poland	BLACK RED	PIKULIK Daria PLOSAJ Nikol
13	BEL - Belgium	BLACK RED	D'HOORE Jolien KOPECKY Lotte
14	GBR - Great Britain	BLACK RED	KENNY Laura NELSON Emily
15	JPN - Japan	BLACK RED	HASHIMOTO Yuya NAKAMURA Kisato
16	AUS - Australia	BLACK RED	ANKUDINOFF Ashlee CURE Amy
17	GER - Germany	BLACK RED	BRAUSSE Franziska TEUTENBERG Lea Lin

Women's Madison / Madison femmes**Final / Finale****Start List / Liste de départ**

Sun 2 Dec 2018 - Race distance: 80 laps (20km) with 8 sprints

Race Number	Team	Colour	Name
18	USA - United States	BLACK	VALENTE Jennifer
		RED	RYAN Kendall

Communiqué approved by the Secretary of the Commissaires Panel:
.....

Women's 500m Time Trial / 500m Contre la montre femmes
World Cup Standings / Classement coupe du monde
 As of SUN 2 DEC 2018

Event No 1	Saint-Quentin-en-Yvelines (FRA)	19-21 OCT 2018
Event No 2	Milton (CAN)	26-28 OCT 2018
Event No 3	Berlin (GER)	30 NOV-2 DEC 2018
Event No 4	London (GBR)	14-16 DEC 2018
Event No 5	Cambridge (NZL)	18-20 JAN 2019
Event No 6	Hong-Kong (HKG)	25-27 JAN 2019

Rank	Name	Team Code	Event No 1	Event No 2	Event No 3	Event No 4	Event No 5	Event No 6	Total Points
1	STARIKOVA Olena	UKR			500.0				500.0
2	WELTE Miriam	GER			450.0				450.0
3	SHMELEVA Daria	RVL			400.0				400.0
4	LIGTLEE Elis	NED			375.0				375.0
5	LOS Urszula	POL			350.0				350.0
6	CALVO BARBERO Tania	ESP			325.0				325.0
7	BATE Lauren	GBR			300.0				300.0
8	VECE Miriam	ITA			275.0				275.0
9	SALAZAR VALLES Jessica	MEX			250.0				250.0
10	LIN Junhong	CHN			225.0				225.0
11	ANTONOVA Natalia	RUS			205.0				205.0

Women's 500m Time Trial / 500m Contre la montre femmes

Final / Finale

Results / Résultats

Sun 2 Dec 2018 - Race distance: 500m

World Record	32.268 SALAZAR Jessica	MEX	Aguascalientes (MEX)	7 OCT 2016
---------------------	------------------------	-----	----------------------	------------

Rank	Race Number	Name	Team Code	250m	Time 250-500	Average Speed km/h
1	331	STARIKOVA Olena	UKR	18.853 (1)	33.210 14.357 (2)	54.201
2	166	WELTE Miriam	GER	18.868 (2)	33.400 14.532 (4)	53.892
3	297	SHMELEVA Daria	RVL	19.099 (3)	33.435 14.336 (1)	53.836
4	257	LIGTLEE Elis	NED	19.434 (6)	33.828 14.394 (3)	53.210
5	271	LOS Urszula	POL	19.400 (5)	34.144 14.744 (5)	52.718
6	130	CALVO BARBERO Tania	ESP	19.508 (8)	34.317 14.809 (6)	52.452
7	144	BATE Lauren	GBR	19.390 (4)	34.379 14.989 (8)	52.358
8	200	VECE Miriam	ITA	19.494 (7)	34.390 14.896 (7)	52.341
9	245	SALAZAR VALLES Jessica	MEX			
10	102	LIN Junhong	CHN			
11	290	ANTONOVA Natalia	RUS			

Communiqué approved by the Secretary of the Commissaires Panel:

30 November-2 December 2018

Women's 500m Time Trial / 500m Contre la montre femmes
Final / Finale
Race Analysis / Analyse de course

Heat 1				Heat 2			
200 VECE Miriam - ITA				144 BATE Lauren - GBR			
Distance	Time	Rank	Lap Time	Distance	Time	Rank	Lap Time
125m	11.958	5		125m	11.848	4	
250m	19.494	7	19.494	250m	19.390	4	19.390
375m	26.813	8		375m	26.763	6	
500m	34.390	8	14.896	500m	34.379	7	14.989

Heat 3				Heat 4			
130 CALVO BARBERO Tania - ESP				271 LOS Urszula - POL			
Distance	Time	Rank	Lap Time	Distance	Time	Rank	Lap Time
125m	12.071	8		125m	11.967	6	
250m	19.508	8	19.508	250m	19.400	5	19.400
375m	26.770	7		375m	26.662	5	
500m	34.317	6	14.809	500m	34.144	5	14.744

Heat 5				Heat 6			
257 LIGTLEE Elis - NED				331 STARIKOVA Olena - UKR			
Distance	Time	Rank	Lap Time	Distance	Time	Rank	Lap Time
125m	12.039	7		125m	11.665	2	
250m	19.434	6	19.434	250m	18.853	1	18.853
375m	26.563	4		375m	25.895	1	
500m	33.828	4	14.394	500m	33.210	1	14.357

Heat 7				Heat 8			
166 WELTE Miriam - GER				297 SHMELEVA Daria - RUS			
Distance	Time	Rank	Lap Time	Distance	Time	Rank	Lap Time
125m	11.618	1		125m	11.747	3	
250m	18.868	2	18.868	250m	19.099	3	19.099
375m	26.005	2		375m	26.218	3	
500m	33.400	2	14.532	500m	33.435	3	14.336

Communiqué approved by the Secretary of the Commissaires Panel:

Women's 500m Time Trial / 500m Contre la montre femmes
Final / Finale
Start List / Liste de départ

Sun 2 Dec 2018 - Race distance: 500m

World Record	32.268 SALAZAR Jessica	MEX	Aguascalientes (MEX)	7 OCT 2016
---------------------	------------------------	-----	----------------------	------------

Order	Race Number	Name	Team Code	Time
1	200	VECE Miriam	ITA	_____
2	144	BATE Lauren	GBR	_____
3	130	CALVO BARBERO Tania	ESP	_____
4	271	LOS Urszula	POL	_____
5	257	LIGTLEE Elis	NED	_____
6	331	STARIKOVA Olena	UKR	_____
7	166	WELTE Miriam	GER	_____
8	297	SHMELEVA Daria	RVL	_____

Communiqué approved by the Secretary of the Commissaires Panel:

Women's 500m Time Trial / 500m Contre la montre femmes
Results / Résultats

Sun 2 Dec 2018 - Race distance: 500m

World Record	32.268 SALAZAR Jessica	MEX	Aguascalientes (MEX)	7 OCT 2016
---------------------	------------------------	-----	----------------------	------------

Rank	Race Number	Name	Team Code	250m	Time 250-500	Average Speed km/h
1	297	SHMELEVA Daria	RVL	18.925 (1)	33.243 14.318 (1)	54.147
2	166	WELTE Miriam	GER	18.956 (2)	33.570 14.614 (4)	53.619
3	331	STARIKOVA Olena	UKR	19.162 (3)	33.602 14.440 (2)	53.568
4	257	LIGTLEE Elis	NED	19.598 (10)	34.078 14.480 (3)	52.820
5	271	LOS Urszula	POL	19.403 (5)	34.135 14.732 (5)	52.732
6	130	CALVO BARBERO Tania	ESP	19.479 (6)	34.249 14.770 (6)	52.556
7	144	BATE Lauren	GBR	19.491 (7)	34.356 14.865 (8)	52.393
8	200	VECE Miriam	ITA	19.630 (11)	34.434 14.804 (7)	52.274
9	245	SALAZAR VALLES Jessica	MEX	19.571 (9)	34.460 14.889 (9)	52.234
10	102	LIN Junhong	CHN	19.351 (4)	34.573 15.222 (11)	52.064
11	290	ANTONOVA Natalia	RUS	19.533 (8)	34.715 15.182 (10)	51.851

Qualification Rule:

Top 8 riders qualify for final.

Communiqué approved by the Secretary of the Commissaires Panel:

30 November-2 December 2018

Women's 500m Time Trial / 500m Contre la montre femmes
Race Analysis / Analyse de course
Heat 1

102 LIN Junhong - CHN							
Distance	Time	Rank	Lap Time				
125m	11.921	4		125m			
250m	19.351	4	19.351	250m			
375m	26.736	6		375m			
500m	34.573	10	15.222	500m			

Heat 2

144 BATE Lauren - GBR				290 ANTONOVA Natalia - RUS			
Distance	Time	Rank	Lap Time	Distance	Time	Rank	Lap Time
125m	11.946	5		125m	12.060	7	
250m	19.491	7	19.491	250m	19.533	8	19.533
375m	26.821	8		375m	26.930	10	
500m	34.356	7	14.865	500m	34.715	11	15.182

Heat 3

257 LIGTLEE Elis - NED				271 LOS Urszula - POL			
Distance	Time	Rank	Lap Time	Distance	Time	Rank	Lap Time
125m	12.142	11		125m	11.971	6	
250m	19.598	10	19.598	250m	19.403	5	19.403
375m	26.770	7		375m	26.637	4	
500m	34.078	4	14.480	500m	34.135	5	14.732

Heat 4

130 CALVO BARBERO Tania - ESP				200 VECE Miriam - ITA			
Distance	Time	Rank	Lap Time	Distance	Time	Rank	Lap Time
125m	12.064	8		125m	12.079	9	
250m	19.479	6	19.479	250m	19.630	11	19.630
375m	26.721	5		375m	26.956	11	
500m	34.249	6	14.770	500m	34.434	8	14.804

Heat 5

331 STARIKOVA Olena - UKR				245 SALAZAR VALLES Jessica - MEX			
Distance	Time	Rank	Lap Time	Distance	Time	Rank	Lap Time
125m	11.856	3		125m	12.120	10	
250m	19.162	3	19.162	250m	19.571	9	19.571
375m	26.266	3		375m	26.893	9	
500m	33.602	3	14.440	500m	34.460	9	14.889

Heat 6

166 WELTE Miriam - GER				297 SHMELEVA Daria - RUS			
Distance	Time	Rank	Lap Time	Distance	Time	Rank	Lap Time
125m	11.664	2		125m	11.631	1	
250m	18.956	2	18.956	250m	18.925	1	18.925
375m	26.133	2		375m	26.020	1	
500m	33.570	2	14.614	500m	33.243	1	14.318

Communiqué approved by the Secretary of the Commissaires Panel:

Women's 500m Time Trial / 500m Contre la montre femmes
Start List / Liste de départ

Sun 2 Dec 2018 - Race distance: 500m

World Record	32.268 SALAZAR Jessica	MEX	Aguascalientes (MEX)	7 OCT 2016
---------------------	------------------------	-----	----------------------	------------

Heat	Race Number	Name	Team Code	Time
1	102	LIN Junhong	CHN	_____
2	144	BATE Lauren	GBR	_____
	290	ANTONOVA Natalia	RUS	_____
3	257	LIGTLEE Elis	NED	_____
	271	LOS Urszula	POL	_____
4	130	CALVO BARBERO Tania	ESP	_____
	200	VECE Miriam	ITA	_____
5	331	STARIKOVA Olena	UKR	_____
	245	SALAZAR VALLES Jessica	MEX	_____
6	166	WELTE Miriam	GER	_____
	297	SHMELEVA Daria	RVL	_____

Qualification Rule:

Top 8 riders qualify for final.

Communiqué approved by the Secretary of the Commissaires Panel: