

UCI TECHNICAL OFFICIALS / OFFICIELS TECHNIQUES DE L'UCI

Commissaires Panel appointed by the UCI Management Committee *Collège des Commissaires désigné par le Comité Directeur UCI*

Wayne POMARIO	CAN	President / <i>Président</i>
Catherine GASTOU	FRA	Secretary / <i>Secrétaire</i>
Hans-Christian LYKKEGAARD	DEN	Starter / <i>Starter</i>
Randall SHAFER	USA	Judge – Referee / <i>Juge arbitre</i>
Hector Fabio ARCILA ECHEVERY	COL	Member / <i>Membre</i>

Assistant National Commissaires appointed by the National Federation *Commissaires nationaux adjoints désignés par la Fédération Nationale*

Jose Alonso ALEJOS ACOSTA
Francisco CALDERA DE LOS REYES
Gabriel ESPINOZA CASTILLO
Francisco GONZALEZ GUZMAN
Carlos Uriel LOPEZ GUTIERREZ
Jose Arturo LOPEZ GUTIERREZ
Moises MARTINEZ GARDUNO
Arturo MENESES PEREZ
Jose Rigoberto RAMIREZ CASTRO
Humberto ZAVALA MURGUIA

UCI Technical Delegate / <i>Délégué Technique de l'UCI</i>	Bernard DARMET	FRA
Official Doctor / <i>Médecin Officiel</i>	Jose Manuel MARTINEZ CANCHOLA	MEX
Doping Control Officers / <i>Agents de Contrôle du Dopage</i>	Jürgen HEISE	USA
	Cristian MORAGA ROJAS	CRC
	Juan Manuel ARINO GARCIA	ARG
Speaker / <i>Speaker</i>	Enrique ROMERO	

GENERAL INFORMATION – REMINDER OF DISPOSITIONS

- **The confirmation of the riders** done on Wednesday, January 16th is final; nevertheless, Team Managers will have the opportunity to forward modifications to the Secretary of College of Commissaires (Mrs. Catherine GASTOU) until 3pm the day before each event, which means:

Thursday, January 17	Omnium	Women
	Sprint	Women
	Keirin	Men
	Individual Pursuit	Women

Friday, January 18	Sprint	Men
	Keirin	Women
	Madison	Men

Any rider replacement to a confirmed selection may only come from the list of already registered riders.

Any Team Pursuit modification must be provided to the secretary of the commissaires panel at least 1 hour before the relevant competition round start.

Any Team Sprint modification must be provided to the secretary of the commissaires panel at least 30 minutes before the relevant competition round start (article 3.2.149).

- The wearing of the rigid safety helmet, done up in a correct manner, is mandatory for riders at all times when riding on the track surface and safety zone.
- **As of 1st October 2012, the use of shoe covers is prohibited during events on a covered track (1.3.033).**
- Riders may not wear headphones attached to devices such as radios, music players, telephone, etc., while riding on the track.
- The use of the derny and the use of starting blocks during the official training are not permitted. Standing starts are permitted one rider at a time only in the sprinters lane on the home straight and only with the assistance of someone waving a flag at the exit of the bend.
- Riders are reminded that they must wear their respective apparel (national team or UCI Track Team) during the races as well as during award ceremonies. UCI World Cup Leaders, World Champions and National Champions have to wear their jersey in the discipline, specialty, and category in which they hold their title, subject to article 1.3.071 of the UCI regulations.

Riders participating in the awards ceremony must present themselves in due time, bare-headed and without headband or glasses, wearing proper footwear, until after they leave the official ceremony enclosure.

17-19 January 2013

Communiqué n°2

- Riders shall ensure that the body number is visible and legible at all times. The body number shall be well fixed and may not be folded or altered. When two numbers are required to be worn, these should be placed low down and on either side of the back. When a single number is required to be worn, this should be placed low down in the center of the back. **Body numbers will be distributed at the Team Manager's meeting.**
- Transponders, fitted to the bikes, are mandatory for all events.
The transponders will be distributed at the Team Manager's meeting. These should be returned once the rider has completed all their events to Swiss Timing.
- LED devices for the Elimination races (Men and Women) shall be collected next to the timing podium one hour prior to the start of each event and returned to the same place at the end of each race as well.
- All bicycle measurement checking shall be carried out in the equipment check area before entering the track. Riders must come for bicycle-check in adequate time prior to their start. Checking will also be carried out 15 minutes prior to commencing each stage of the competition. Commissaires are entitled to double check positions after the race. Should the bicycle or position have been modified in contravention of the regulations, the rider may be disqualified.
- Any rider who considers that he needs to use a bicycle that presents a technical innovation or particularity must inform the Commissaire's Panel to that effect when presenting his license.
- Bicycles or other equipment may not be left on the safety zone of the track.
- Teams are also reminded that only the coaches of the riders currently on the track are permitted on the safety zone. This is also limited to one coach per rider.
No other people are permitted in this zone.
- Any offence not specifically penalized and any unsporting behaviour shall be punished by a warning, indicated by a yellow flag, or by disqualification from the race, indicated by a red flag, according to the gravity of the fault. A rider receives only one warning prior to disqualification.
The warning and disqualification are relative to each specific competition only.
If a rider is relegated in a competition, that relegation may also carry with it a warning, depending on the gravity, intent and impact of the fault. A rider receiving a second warning, or being relegated for the third time, is disqualified.
- The starters' podium access is only for officials. All others are asked not to use this podium. Access to the awards ceremony podium is forbidden except for official ceremonies.
- If a rider or team is disqualified from one round of a particular event, no rider or team from a previous round of that event will have their ranking advanced.

17-19 January 2013

Communiqué n°2

INFORMATIONS GENERALES – RAPPEL DES DISPOSITIONS

- La confirmation des partants faite le mercredi 16 janvier est définitive, néanmoins les chefs d'équipes auront la possibilité de transmettre des modifications au Secrétaire du Collège des Commissaires (Mme Catherine GASTOU) jusqu'à 15h00 la veille de la première épreuve de chaque compétition soit

Jeudi 17 janvier	Omnium	Femmes
	Sprint	Femmes
	Keirin	Hommes
	Poursuite Individuelle	Femmes

Vendredi 18 janvier	Vitesse	Hommes
	Keirin	Femmes
	Madison	Hommes

Tout remplacement d'un coureur confirmé ne peut se faire que par un autre coureur figurant sur la liste des coureurs déjà inscrits.

Tout changement de composition de la poursuite par équipes doit être communiqué au Secrétaire du Collège des Commissaires au moins 1 heure avant que la manche de la compétition en question commence.

Tout changement de composition de la vitesse par équipes doit être communiqué au Secrétaire du Collège des Commissaires 30 minutes avant que la manche de la compétition en question commence (article 3.2.149).

- Le port du casque de sécurité rigide, correctement ajusté, est toujours obligatoire pour les coureurs roulant sur la surface de la piste et la zone de sécurité.
- Depuis le 1^{er} octobre 2012, le port de couvre-chaussures lors des épreuves sur piste couverte est interdit (1.3.033).**
- Les coureurs roulant sur la piste ne peuvent pas porter d'écouteurs reliés à des appareils électroniques tels que radios, appareil de musique, téléphones, etc...
- L'utilisation du deryn et des blocs de départ lors des entraînements officiels ne sont pas autorisés. Les départs arrêtés sont autorisés pour un seul coureur à la fois uniquement dans le couloir des sprinters sur la ligne droite d'arrivée et uniquement avec l'assistance de quelqu'un agitant un drapeau à la sortie du virage.
- Les coureurs doivent porter leur maillot respectif (équipe nationale ou Equipes Piste UCI) dans les épreuves ainsi que pour la présentation à la cérémonie protocolaire. Les Leaders de la Coupe du Monde UCI, les Champions du Monde et Nationaux doivent porter leur maillot dans la discipline, spécialité, et catégorie dans laquelle ils détiennent le titre, selon l'article 1.3.071 du Règlement UCI.
Les coureurs doivent se présenter pour la cérémonie protocolaire dans le délai imparti tête nue, sans bandeau ni lunettes, portant des chaussures convenables, jusqu'à ce qu'ils quittent l'enceinte de la cérémonie officielle.
- Les coureurs doivent veiller à ce que le dossard soit toujours bien visible et lisible. Le dossard doit être bien fixé et ne peut être plié ou transformé. Lorsque le port de deux dossards est requis, ces derniers doivent être placés

17-19 January 2013

Communiqué n°2

au bas et de chaque côté du dos. Lorsqu'un seul dossard est requis, il doit être placé au centre et au bas du dos. **Les dossards seront distribués lors de la réunion des Chefs d'Equipe.**

- *Tous les coureurs doivent avoir leur transpondeur fixé sur leur bicyclette pour toutes les courses. Les transpondeurs seront distribués lors de la réunion des Chefs d'Equipe. Ces derniers devront être retournés une fois que le coureur aura terminé toutes ses épreuves à Swiss Timing.*
- *Les boîtiers LED pour l'Elimination (Hommes et Femmes) doivent être retirés à côté du podium du chronométrage une heure avant le départ de chaque épreuve et retournés au même endroit à l'issue de l'épreuve.*
- *Les contrôles des bicyclettes doivent s'effectuer avant l'entrée en piste à l'endroit du contrôle du matériel. Les coureurs doivent se présenter pour le contrôle des bicyclettes suffisamment à l'avance avant leur départ. Les contrôles s'effectueront 15 minutes avant le départ de chaque compétition. Les commissaires sont autorisés à contrôler à nouveau les bicyclettes et les positions après la course de manière aléatoire. Si la bicyclette ou les positions ont été modifiées hors des limites réglementaires, le coureur peut être disqualifié.*
- *Le coureur qui estime utiliser une bicyclette présentant une nouveauté ou une particularité doit en informer le collègue des commissaires au moment de la présentation de la licence.*
- *Il est interdit d'entreposer des bicyclettes ou tout autre équipement sur la zone de sécurité de la piste. On rappelle également aux équipes que seuls les entraîneurs des coureurs qui se trouvent sur la piste sont autorisés sur la zone de sécurité. Ceci est également limité à un entraîneur par coureur.*
- *Toute infraction non sanctionnée spécifiquement et tout comportement non sportif sera sanctionné par un avertissement, indiqué par un drapeau jaune, ou par une mise hors course, indiqué par un drapeau rouge, suivant la gravité de la faute. Le coureur reçoit un seul avertissement avant d'être disqualifié. L'avertissement et la mise hors course ne portent que sur une seule épreuve en particulier. Si un coureur est relégué dans la compétition, cette relégation peut également comporter un avertissement, suivant la gravité, l'intention et l'impact de la faute. Un coureur recevant un deuxième avertissement, ou étant relégué pour la troisième fois, est disqualifié.*
- *L'accès au podium du starter est uniquement pour les officiels. Toutes les autres personnes sont priées de ne pas faire usage du podium. L'accès au podium des cérémonies protocolaire est interdit excepté pour les cérémonies officielles.*
- *Si un coureur ou une équipe est disqualifié d'un tour de compétition d'une épreuve en particulier, aucun coureur ou équipe du tour précédent de cette même épreuve ne verra son rang modifié.*

GENERAL INFORMATION
INFORMACIONES GENERALES

Riders are reminded that unless they are the current World Champion in the specific discipline and specialty, they may not have the rainbow stripes on any piece of their equipment, including helmets.

Seuls les coureurs Champions du monde en titre ont le droit de porter les bandes arc-en-ciel sur leur équipement (y compris les casques) et uniquement dans l'épreuve dans laquelle ils ont remporté le titre.

TECHNICAL INFORMATION – REMINDER OF DISPOSITIONS

General

- If riders wearing the same team clothing ride in the same race, they shall bear some item to clearly distinguish between them.
- Riders may carry no object on them or on their bicycles that could drop onto the track. Any electronic device with a display must be hidden from the rider's sight so that it cannot be read by the rider.
- Road bikes are not allowed on the track, including the safety zone.
- While riding on the track, riders shall at all times be in firm control of the bicycle and have at least one hand on the handlebar (or extension).

Sprint & 200 meter Time Trial

- Riders shall wear both number panels during the 200 meters Time Trial.
- In case of a dead heat, the riders concerned will be classified according to the best time in the last 100 metres. In the case that the riders are still tied, the riders concerned will be classified by drawing lots.

Team Pursuit

- **Women – Mishaps during the qualifying round:** (particular case)
If a mishap occurs after the first half-lap, the team **MUST** stop within one lap of the place of the mishap or they face disqualification.
The team of a rider that has stopped following a mishap shall restart at the end of the qualifying Rounds.
If a team suffers a mishap during its subsequent ride, it shall continue with 3 riders or be disqualified.

Madison

- The final shall be run over 40 km with 8 sprints.
- Should both teammates fall simultaneously, the team shall be entitled to a neutralization equal to 4 laps. Neutralized riders are not allowed to return to the track during the last kilometre, but shall nevertheless appear in the final placing depending on the points accumulated and laps gained or lost prior to the mishap.
- No feeding will be permitted in the Madison race.

Team Sprint

- During its last session of September, the UCI Management Committee has approved an amendment to the article 3.2.153. You will find hereunder the new text which is applicable as of 1st October 2012.

17-19 January 2013

Communiqué n°3

At the completion of his lap, the rear of the leading rider's back wheel must cross the pursuit line ahead of the leading edge of the front wheel of the following rider. Thereafter, the leading rider must draw aside immediately and ride above the sprinter's line within 15 meters after the pursuit line. Pushing between members of the same team is strictly forbidden. If any of the requirements above is not met, the team shall be relegated to the last place in the stage of the competition.

Keirin

- The competition will be organized according to the tables as shown in article 3.2.135 of the UCI Regulations.

Points race

- Final race (24 riders maximum) shall be run over 20 km, 80 laps with 8 sprints (every 10 laps) for Women.
- In the case of a recognised mishap, the rider shall be entitled to a neutralization during the number of laps closest to 1300 metres. On returning to the track, he shall resume the position he occupied before the mishap.
- A rider suffering a recognised mishap in the last five laps may not return to the track but shall nevertheless appear in the final placings depending on the laps won or lost and the points accumulated prior to the mishap.

Omnium

- Riders shall bear two body numbers in all events in the Omnium competition.
- The Flying Lap (250 meters Time Trial) that is part of the Omnium shall be ridden as if it were a Sprint Qualification, for the purpose of art. 1.3.023. This means that no extension may be added to the steering system.
- For the purpose of art. 3.2.247 events 4 and 6 (Individual Pursuit and Kilometer / 500 m Time Trial), the seeding will be based upon the inverse order of the omnium standings following the previous event.
- For all the Points Race, Elimination and Scratch Race, riders shall be lined up in single file along the railing and in the sprinters lane in the order listed on the start list. This order shall be based on the current Omnium ranking.
- In the case of the Scratch Race, any rider not finishing due to a fall, or due to the fact that they may not return to the track in the final kilometre, shall be awarded the ranking of the last available place for that event.
- Any rider abandoning or being withdrawn from the Scratch Race or Points Race shall be awarded the ranking of the last available place at that time plus a penalty ranking equal to the last rank points granted to the Flying Lap.

Elimination

- After each sprint the last rider, according to the position of his rear wheel on the finishing line, shall be eliminated.
- If one or more riders are lapped or abandon the race between sprints, they shall be the riders eliminated in the next sprint.
- In certain cases, the commissaires may decide to eliminate a rider other than the last rider in the sprint (for example, if a rider passes on the blue band).
- In all cases, the decision on which riders shall be eliminated must be made and announced prior to the riders crossing the pursuit line on the back straight after the elimination sprint. If no decision can be made by this time, then no riders shall be eliminated until the next sprint.
- An eliminated rider shall leave the track immediately, failing which he shall be **disqualified from the entire Omnium event**.

- Riders eliminated shall be placed in inverse order according to the time of their elimination (for example, the first rider eliminated is placed last, the second rider eliminated is placed second last, etc.).
- In the case of a recognized mishap by one or more riders, as decided by the President of the Commissaires Panel, the race shall immediately be neutralized for a maximum distance of the number of laps closest to 1300 metres to allow the affected riders to return to the bunch. In the case where all riders on the track suffer a recognized mishap, the race shall be neutralized for a maximum of 3 minutes to allow the affected riders to return to the race.

The neutralization shall be indicated by a yellow flag on the start line and all riders on the track shall ride in a compact group at a moderate speed. No account shall be taken of the position of any riders off the front or back of the bunch at the time of the mishap.

The race shall be restarted by the withdrawal of the yellow flag and the firing of the starter's pistol. Any riders not able to rejoin the race at this point shall be eliminated and their position determined according to the time of their elimination. The bell shall be rung the following lap to indicate the start of a sprint lap.

Except in the case when all riders on the track suffer a recognized mishap, once four or fewer riders remain on the track, no neutralization shall be granted, and any riders not finishing shall be eliminated and their position determined according to the time of their elimination.

- In the event of collusion between riders, the latter shall be disqualified.
- **Coaches or Managers who instruct or encourage their rider to continue racing following the announcement of their elimination, will be penalised by a fine of CHF 200 as per UCI Regulation 12.1.007. Should a Coach or Manager commit a second offence of incorrect behaviour, he/she will be fined CHF 500 and will have their accreditation immediately revoked. Subject to the same penalties, no team representative can approach or try to dispute any decision made by Commissaires during the course of the race.**

INFORMATIONS TECHNIQUES – RAPPEL DES DISPOSITIONS

Général

- Si des coureurs portant le même équipement vestimentaire prennent part à la même course, ils devront porter un signe distinctif clair.
- Les coureurs ne peuvent porter aucun objet sur eux ou sur leur bicyclette qui pourrait tomber sur la piste. Tout dispositif électronique avec affichage doit être dissimulé de la vue du coureur de sorte qu'il ne puisse pas être lu par ce dernier.
- Les vélos de route ne sont pas autorisés sur la piste, y compris la zone de sécurité.
- Les coureurs roulant sur la piste doivent en tout temps être en plein contrôle de la bicyclette et avoir au moins une main sur le guidon (ou le cintre supplémentaire).

Vitesse et 200 mètres contre la montre

- Les coureurs devront porter 2 dossards lors de l'épreuve des 200 mètres.
- En cas d'ex-æquo les coureurs concernés sont départagés selon le meilleur temps réalisé lors des 100 derniers mètres. Dans l'éventualité où les coureurs sont toujours ex-æquo, les coureurs sont départagés par tirage au sort.

Poursuite par équipes

- **Femmes – accidents lors des séries qualificatives (cas particulier)**

Si un accident se produit après le premier demi-tour, l'équipe **DOIT** s'arrêter dans le tour où l'accident a eu lieu sous peine de disqualification.

L'équipe qui s'est arrêtée après un accident prendra un nouveau départ à la fin des séries qualificatives.

Si une équipe est victime d'un accident lors de sa nouvelle tentative, elle doit continuer avec 3 coureurs, sous peine de disqualification.

Madison

- La finale sera disputée sur 40 km avec 8 sprints.
- En cas de chute simultanée des 2 équipiers, l'équipe a droit à une neutralisation égale à 4 tours. Les coureurs neutralisés ne pourront pas revenir sur la piste dans le dernier kilomètre, mais figureront néanmoins au classement final en fonction des points acquis et des tours pris ou perdus avant son accident.
- Le ravitaillement pendant la course Madison n'est pas autorisé.

Vitesse par équipes

- Lors de la dernière session du Comité Directeur UCI de septembre, ce dernier a approuvé une modification de l'article 3.2.153. Ci-dessous, vous trouverez le nouveau texte qui est applicable à compter du 1^{er} octobre 2012.

17-19 January 2013

Communiqué n°3

A l'accomplissement de son tour, l'arrière de la roue arrière du coureur de tête doit franchir la ligne de poursuite devant la partie avant de la roue avant du coureur suivant. Ensuite, le coureur de tête doit s'écarter immédiatement dans les 15 mètres après la ligne de poursuite. La poussette entre équipier est absolument interdite. Si l'une des exigences ci-dessus n'est pas satisfaite, l'équipe sera déclassée à la dernière place de la compétition.

Keirin

- La compétition sera organisée selon les tableaux se trouvant à l'article 3.2.135 de la Règlementation UCI.

Course aux points

- La finale (24 coureurs maximum) se déroule sur 20 km, 80 tours avec 8 sprints (tous les 10 tours) pour les Femmes.
- En cas d'accident reconnu le coureur a droit à une neutralisation pendant le nombre de tours approchant le plus près la distance de 1300 mètres. En remontant en piste il doit reprendre la position qu'il occupait avant l'accident.
- Le coureur victime d'un accident reconnu dans les cinq derniers tours ne remontera pas en piste mais figurera néanmoins au classement final en fonction des tours gagnés ou perdus et des points acquis avant son accident.

Omnium

- Les coureurs doivent porter deux dossards pour toutes les épreuves de la compétition de l'Omnium.
- L'épreuve Tour Lancé (250 mètres contre la montre) qui fait partie de l'Omnium doit être disputée comme s'il s'agissait de qualification pour la Vitesse selon l'art. 1.3.023. Par conséquent, aucun cintre supplémentaire ne doit être ajouté au système de guidage.
- Selon l'art. 3.2.247 épreuves 4 et 6 (Poursuite individuelle et 1 km / 500 m c.l.m), la composition des manches et l'ordre de départ se basera sur le classement de l'Omnium après l'épreuve précédente.
- Pour la course aux points, l'élimination et le scratch, les coureurs doivent être en file indienne le long de la balustrade et dans le couloir des sprinters dans l'ordre de la liste de départ. Cet ordre doit être basé sur le classement actuel de l'omnium.
- Dans le cas du Scratch, tout coureur ne terminant pas la course en raison d'une chute, ou ne pouvant pas remonter en piste dans le dernier kilomètre, se verra attribuer le rang de la dernière place disponible pour cette épreuve.
- Tout coureur abandonnant ou étant éliminé du Scratch ou de la Course aux Points se verra attribuer le rang de la dernière place disponible à cet instant, plus une pénalité de classement équivalant aux points attribués pour la dernière place du Tour Lancé.

Elimination

- Après chaque sprint le dernier coureur, selon la position de la roue arrière sur la ligne d'arrivée, est éliminé.
- Si un ou plusieurs coureurs sont dépassés ou abandonnent la course entre deux sprints, ce seront eux qui seront éliminés au prochain sprint.

17-19 January 2013

Communiqué n°3

- Dans certains cas, les commissaires peuvent décider d'éliminer un coureur autre que le dernier coureur du sprint (par exemple, si un coureur passe sur la côte d'azur).
- Dans tous les cas, la décision concernant les coureurs devant être éliminés doit être prise et annoncée avant que les coureurs ne passent la ligne de poursuite sur la ligne opposée après le sprint éliminatoire. Si aucune décision ne peut être prise dans ce délai, aucun coureur ne sera éliminé avant le prochain sprint.
- Un coureur éliminé doit quitter la piste immédiatement, faute de quoi il se verra **disqualifié de l'Omnium en intégralité**.
- Les coureurs éliminés doivent être classés en ordre inverse selon le moment de leur élimination (par exemple, le premier coureur éliminé est classé dernier, le second coureur éliminé est classé avant dernier, etc.).
- En cas d'accident reconnu impliquant un ou plusieurs coureurs, selon la décision du Président du Collège des Commissaires, la course sera immédiatement neutralisée pour une distance maximum équivalente au nombre de tours approchant le plus près la distance de 1300 mètres afin de permettre aux coureurs impliqués de retourner dans le peloton. Dans le cas où tous les coureurs en piste sont victime d'un accident reconnu, la course sera neutralisée pour une durée maximum de trois minutes, afin de permettre aux coureurs affectés de remonter en piste.
- La neutralisation est indiquée par un drapeau jaune sur la ligne d'arrivée et tous les coureurs en piste doivent rouler en groupe compact à une vitesse modérée. La position de tout coureur échappé ou lâché au moment de l'accident n'est pas prise en compte.
- La course est reprise au moment du retrait du drapeau jaune et au coup de revolver du starter. Tout coureur incapable de reprendre la course à cet instant est éliminé et sa position déterminée selon le moment de son élimination. La cloche est sonnée au tour suivant pour indiquer le début du sprint.
- A l'exception du cas où tous les coureurs en piste sont victime d'un accident reconnu, du moment qu'il ne reste que quatre coureurs au moins en piste, aucune neutralisation ne sera accordée et tout coureur ne finissant pas l'épreuve sera éliminé et sa position déterminée selon le moment de son élimination.
- En cas d'entente entre coureurs, ces derniers seront disqualifiés.
- **Les Entraîneurs ou les Chefs d'Equipes qui ordonnent ou encouragent leur coureur à continuer de coureur après l'annonce de leur élimination seront pénalisés par une amende de CHF 200, selon le Règlement UCI 12.1.007. Dans le cas où un Entraîneur ou un Chef d'Equipe commet une deuxième infraction de comportement incorrect, il sera passible d'une amende de CHF 500 et son accréditation lui sera immédiatement retirée. Sous peine des mêmes pénalités, aucun représentant d'équipe ne peut approcher ou tenter de contester toute décision prise par les Commissaires au cours de l'épreuve.**

ANTIDOPING CONTROL / CONTROLE ANTI-DOPAGE

INFORMATION

- Testing will be conducted under the 2012 Anti-doping Rules of the UCI.
- If no specific instruction has been given by the UCI Anti-Doping Commission, the riders will be selected as listed in Appendix 3 of the A.D. Rules of the UCI:
 - All finals: winner and one random
 - Records: the team manager should immediately go to the doping control room with the rider to have a urine test if they wish to validate the performance
- Riders selected for anti-doping will be identified on a list by their race number or their place in the ranking. The list will be posted at the entrance of the anti-doping room and near the front straight track entrance immediately after the race.
- The riders to be tested will be notified by a chaperone; the notified rider shall remain within sight of the chaperone at all times from the moment of in-person notification until the completion of the sample collection procedure. Team officials should not prevent the chaperone to continuously observe the rider. Should no chaperone be present, the rider shall proceed immediately to the doping control station. The absence of a chaperone shall not excuse the rider for not reporting in time to the doping control station.
- Each rider to be tested must present himself at the doping control station as soon as possible and at the latest within 30 (thirty) minutes of finishing the race. If a rider takes part in an official ceremony or attends a press conference, the deadline shall be 30 (thirty) minutes of the end of the ceremony or of the moment that his presence is no longer required at the press conference, whichever is the latest.
- Riders must report to the doping control station with their current UCI license; if it has no photograph, another I.D. with a photo must be presented in addition to the UCI license. Riders may be accompanied by a person of his choice and an interpreter.
- Even if there are chaperons present, ultimately **IT IS THE RIDERS' RESPONSIBILITY TO CHECK IF THEY HAVE BEEN SELECTED FOR ANTI-DOPING CONTROLS**. If the rider does not attend the test, a violation of the UCI Anti-Doping Rules will be noticed and the rider could be sanctioned in accordance with Chapter X of these Rules.
- Any changes related to the localization of the riders participating in the race (hotel name, address and telephone/fax numbers) must be communicated to the UCI as soon as possible; if these changes occur at the last minute, the communication has to be made to the UCI Doping Control Officers.

JURGEN HEISE
DOPING CONTROL OFFICER

17-19 January 2013

Communiqué n°4

CONTROLE ANTI-DOPAGE

INFORMATION

- Les contrôles antidopage se dérouleront selon le Règlement Antidopage de l'UCI 2012.
- A défaut d'instructions spécifiques de la Commission Antidopage de l'UCI, les coureurs seront sélectionnés selon l'annexe 3 du Règlement Antidopage de l'UCI:
 - Toutes les finales : vainqueur et un tiré au sort
 - Records : le chef d'équipe devra solliciter immédiatement les Agents de Contrôle du Dopage pour effectuer le prélèvement urinaire s'il veut homologuer le record
- Une liste avec (soit le numéro de dossard ou le classement) des coureurs devant se présenter au contrôle antidopage sera affichée à l'entrée du poste de contrôle du dopage ainsi que vers la porte d'accès à la piste de la ligne droite d'arrivée.
- Les coureurs, devant se soumettre aux contrôles, seront avisés par une escorte (chaperon); les coureurs ainsi sélectionnés doivent demeurer en contact visuel avec l'escorte du moment de leur notification jusqu'à la fin de la procédure. Le personnel d'encadrement du coureur ne doit pas empêcher l'escorte d'observer le coureur de manière ininterrompue. L'absence d'une escorte n'excuse pas le coureur de ne pas se présenter à temps au poste de contrôle du dopage. Les coureurs sélectionnés pour les contrôles anti-dopage seront notifiés en personne à la ligne d'arrivée par des chaperons portant un chasuble UCI noir. Il leur sera demandé de signer le formulaire de notification (la signature du chef d'équipe sur le formulaire de notification lie également le coureur) et sera escorté jusqu'au local antidopage.
- Les coureurs sélectionnés pour les contrôles doivent se présenter de suite après leur arrivée et au plus tard dans les 30 minutes, au poste de contrôle du dopage. Pour les coureurs qui participent à une cérémonie protocolaire et / ou à une conférence de presse, dans les 30 minutes suivantes celles-ci ou à partir du moment que leur présence n'est plus requise. Les coureurs qui ont abandonné se présenteront immédiatement au poste de contrôle du dopage.
- Les coureurs doivent se présenter avec leur licence UCI ; dans la situation où la licence émise par leur fédération nationale ne comporte pas de photographie, un document officiel avec photo devra être présenté en plus de la licence UCI. Les coureurs peuvent être accompagnés par une personne de leur choix et un interprète.
- Même s'il y a des chaperons présents, il incombe aux coureurs de vérifier s'ils ont été sélectionnés pour les contrôles antidopage. Selon le règlement antidopage de l'UCI, un cas de non-présentation, une infraction au Règlement Antidopage sera constatée et le coureur pourra être sanctionné conformément au Chapitre X de ce règlement
- Tout changement de localisation des coureurs (adresse, numéro de téléphone du manager) doit être communiqué sans délai à l'UCI; si ce changement survient à la dernière minute, celui-ci doit être communiqué aux Agents de Contrôle du Dopage.

JURGEN HEISE
AGENT DE CONTROLE DU DOPAGE

ANTI-DOPING COMMUNIQUÉ

All teams are reminded that for verification of a National Record, it is the responsibility of the rider or team manager to notify a Doping Control Officer immediately after the setting of the new record that an anti-doping test is requested.

One of the DCOs will be in the infield or at the Doping Control Station at all times of the competition.

Additionally, tests will only be conducted after the team has paid the necessary fee to the Race Organizer and can provide the receipt prior to the actual testing.

All UCI Doping Control Rules are in effect, including the continuous supervision of the rider by a chaperone even if the racer is not immediately available for testing because of race commitments.

Jürgen HEISE
Doping Control Officer

17-19 January 2013

Communiqué n°5

LIST OF ENTERED TEAMS / LISTE DES EQUIPES ENGAGEES

ARG	ARGENTINA / ARGENTINE
AUS	AUSTRALIA / AUSTRALIE
AUT	AUSTRIA / AUTRICHE
BEL	BELGIUM / BELGIQUE
BLR	BELARUS / BIELORUSSIE
CAN	CANADA / CANADA
CHI	CHILE / CHILI
CHN	PEOPLE'S REPUBLIC OF CHINA / REPUBLIQUE POPULAIRE DE CHINE
COL	COLOMBIA / COLOMBIE
CUB	CUBA / CUBA
CZE	CZECH REPUBLIC / REPUBLIQUE TCHEQUE
DEN	DENMARK / DANEMARK
ECU	EQUATOR / EQUATEUR
ESA	EL SALVADADOR / EL SALVADOR
ESP	SPAIN / ESPAGNE
FRA	FRANCE / FRANCE
GER	GERMANY / ALLEMAGNE
GRE	GREECE / GRECE
HKG	HONG KONG, CHINA / HONG KONG, CHINE
IND	INDIA / INDE
IRL	IRELAND / IRLANDE
ITA	ITALY / ITALIE
JPN	JAPAN / JAPON
KAZ	KAZAKHSTAN / KAZAKHSTAN
KOR	KOREA / COREE
MEX	MEXICO / MEXIQUE
NED	NETHERLANDS / PAYS-BAS
POL	POLAND / POLOGNE
NZL	NEW ZEALAND / NOUVELLE ZELANDE
PUR	PUERTO RICO / PORTO RICO
RSA	SOUTH AFRICA / AFRIQUE DU SUD
RUS	RUSSIAN FEDERATION / FEDERATION DE RUSSIE
SUI	SWITZERLAND / SUISSE
SUR	SURINAME / SURINAME
SVK	SLOVAKIA / SLOVAQUIE
THA	THAILAND / THAILANDE
UKR	UKRAINE / UKRAINE
USA	UNITED STATES OF AMERICA / ETATS-UNIS D'AMERIQUE
UZB	UZBEKISTAN / OUZBEKISTAN
VEN	VENEZUELA / VENEZUELA
BCN	TEAM BEACON
CCT	CYCLO CHANNEL TOKYO

<http://www.uci.ch>

Page 1/2



UCI TRACK CYCLING WORLD CUP

PRESENTED BY



17-19 January 2013

Communiqué n°5

FFA	GRUPPO SPORTIVO FIAMME AZZURRE
GPC	GIANT PRO CYCLING
JAY	TEAM JAYCO-AIS
MSP	MAX SUCCESS PRO CYCLING
NAV	REYNO DE NAVARRA-CONOR
PER	PERFORMANCE UNITED – FELT
PHL	PETROHOLDING LENINGRAD
RVL	RUSVELO
TCD	TEAM CECI DREAMBIKE
WAL	TEAM USN
52	

<http://www.uci.ch>

Page 2/2



17-19 January 2013

Communiqué no. 6

Entry List By Team - Men / Liste des inscrits par équipes - Hommes

As of THU 17 JAN 2013

Race	Team Name	UCI Code
ARG - Argentina		
60	BOTASSO Leandro Hernan	ARG19860423
61	GATTO Jonathan Matias	ARG19920301
62	PERRUCHOUD Pablo Javier	ARG19920202
AUS - Australia		
63	BIRD Alex	AUS19850306
64	BULLEN Mitchell	AUS19911206
65	CUMMINGS Jack	AUS19940102
1	DERECOURT Trent	AUS19940420
66	LEWIS Peter	AUS19900201
67	LOFT Peter	AUS19911105
68	MCMANUS Tirian	AUS19940318
69	TANSLEY George	AUS19930814
AUT - Austria		
73	GRAF Andreas	AUT19850807
74	MATZNER Stefan	AUT19930424
BCN - Team Bacon		
75	MCLEAN Haseem	TRI19870726
BEL - Belgium		
3	COCQUYT Nicky	BEL19841014
BLR - Belarus		
4	TSISHKOU Raman	BLR19941202
CAN - Canada		
76	BARRETTE Hugo	CAN19910704
77	COSSETTE Stephane	CAN19890703
5	PELLETIER-ROY Remi	CAN19900704
78	VELOCE Joseph	CAN19890423
CCT - Cyclo Channel Tokyo		
81	KAWABATA Tomoyuki	JPN19850207
82	SAKAMOTO Takashi	JPN19890216
83	WATANABE Kazunari	JPN19830812
COL - Colombia		
88	ARANGO CARVAJAL Juan Esteban	COL19861009
89	AVILA Edwin	COL19891121
CUB - Cuba		
9	ARIAS PEREZ Yans Carlos	CUB19850904
CZE - Czech Republic		
93	BABEK Tomas	CZE19870604
94	KELEMEN Pavel	CZE19910528
11	RYBIN Ondrej	CZE19930512
95	WAGNER Robin	CZE19930208

17-19 January 2013

Communiqué no. 6

Entry List By Team - Men / Liste des inscrits par équipes - Hommes

As of THU 17 JAN 2013

Race	Team Name	UCI Code
DEN - Denmark		
96	BUSK Elias Helleskov	DEN19940602
97	CHRISTIANSEN Jesper Mørkøv	DEN19880311
ESA - El Salvador		
98	MAGAÑA Rene	ESA19890128
FRA - France		
100	BOUDAT Thomas	FRA19940224
15	BRISSE Vivien	FRA19880408
101	D'ALMEIDA Michaël	FRA19870903
102	LE ROUX Romain	FRA19920703
103	LESELLIER Kévin	FRA19930809
104	PERVIS Francois	FRA19841016
105	SIREAU Kevin	FRA19870418
GER - Germany		
17	ACKERMANN Pascal	GER19940117
108	ASSMUS Richard	GER19940604
109	NIEDERLAG Max	GER19930505
110	RACKWITZ Daniel	GER19890112
111	SCHAFFNER Moritz	GER19931015
112	SCHROEDER Marc	GER19901122
113	WEINSTEIN Domenic	GER19940827
GPC - GIANT PRO CYCLING		
115	FENG Yong	CHN19851219
19	LIU Hao	CHN19881107
116	WANG Shengwei	CHN19930527
117	WEI Jiren	CHN19850919
GRE - Greece		
119	BRETAS Sotirios	GRE19900312
120	VOLIKAKIS Christos	GRE19880325
121	VOLIKAKIS Zafeiris	GRE19890620
HKG - Hong Kong		
122	CHEUNG King Lok	HKG19910208
123	CHEUNG King Wai	HKG19850903
21	KWOK Ho Ting	HKG19880226
124	LEUNG Chun Wing	HKG19940120
IRL - Ireland		
126	MULLEN Eoin	IRL19930806
ITA - Italy		
127	BERTAZZO Liam	ITA19920117
128	CECI Francesco	ITA19891218
129	COLEDAN Marco	ITA19880822
23	GASPARRINI Rino	ITA19920408
130	GRAZIAN Christian	ITA19900218
131	LAMON Francesco	ITA19940205
132	SCARTEZZINI Michele	ITA19920110

17-19 January 2013

Communiqué no. 6

Entry List By Team - Men / Liste des inscrits par équipes - Hommes

As of THU 17 JAN 2013

Race	Team Name	UCI Code
JPN - Japan		
25	HASHIMOTO Eiya	JPN19931215
137	NAKAGAWA Seiichiro	JPN19790607
138	WADA Makuru	JPN19910302
KAZ - Kazakhstan		
141	LUKYANOV Dmitriy	KAZ19930309
26	LYALKO Alexey	KAZ19850112
142	OMIRZAKOV Dias	KAZ19920713
143	ZAKHAROV Artyom	KAZ19911027
MEX - Mexico		
144	AGUIRRE INFANTE Jose Alfredo	MEX19940104
145	AGUIRRE INFANTE José Ramon	MEX19880831
146	CARRASCO Carlos	MEX19871215
27	MALDONADO RAYAS Edibaldo	MEX19930427
147	MEDINA BASTIDA Cristian	MEX19920527
148	MEJIA Bernardo	MEX19940511
149	RODRIGUEZ Jose Arturo	MEX19911026
150	VERDUGO OSUNA Edgar Ismael	MEX19940619
151	YEPEZ ARELLANO Diego Johnathan	MEX19890913
MSP - MAX SUCCESS PRO CYCLING		
157	CAO Bo	CHN19920514
158	HU Ke	CHN19881016
159	JIANG Kun	CHN19861123
160	SHI Tao	CHN19920401
161	TANG Qi	CHN19861020
162	WANG Qiming	CHN19870606
163	WU Wenguo	CHN19890208
164	XU Chao	CHN19941105
165	ZHAO Kang	CHN19920824
NAV - Reyno De Navarra-Telco-M-Conor		
166	ALIAGA CHIVITE Sergio	ESP19911026
167	MORENO SANCHEZ Jose	ESP19931118
168	PERALTA GASCON Juan	ESP19900517
NED - Netherlands		
170	BUCHLI Matthijs	NED19921213
171	HOOGLAND Jeffrey	NED19930316
172	MULDER Teun	NED19810618
29	VELDT Tim	NED19840214
NZL - New Zealand		
173	ARCHIBALD Matthew	NZL19860520
174	DAWKINS Edward	NZL19890711
175	MITCHELL Ethan	NZL19910219
176	WEBSTER Sam	NZL19910716
PEF - Performance United - Felt		
30	MUNTANER JUANEDA David	ESP19830712
177	TORRES BARCELO Albert	ESP19900426

17-19 January 2013

Communiqué no. 6

Entry List By Team - Men / Liste des inscrits par équipes - Hommes

As of THU 17 JAN 2013

Race	Team Name	UCI Code
PHL - Petroholding Leningrad		
178	OKUNEV Ilya	RUS19890519
179	SAVITSKIY Valentin	RUS19841225
180	TKACHYOV Aleksey	RUS19890308
POL - Poland		
183	MAKSEL Krzysztof	POL19910704
PUR - Puerto Rico		
31	COLON ORTIZ Eduardo E.	PUR19880525
RSA - South Africa		
184	ESTERHUIZEN Bernard	RSA19921004
RUS - Russia		
185	KOVALEV Evgeny	RUS19890306
186	KOVALEV Ivan	RUS19860726
187	KUCHEROV Sergey	RUS19800718
188	RUSSKIKH Andrey	RUS19920202
189	SAVITCKIY Ivan	RUS19920306
190	SEROV Alexander	RUS19821112
191	SHURSHIN Denis	RUS19891208
192	ZHURKIN Nikolay	RUS19910505
RVL - Rusvelo		
197	DMITRIEV Denis	RUS19860323
33	ERSHOV Artur	RUS19900307
198	KRASNOV Leonid	RUS19880124
199	KUBEEV Andrey	RUS19871109
200	SHURSHIN Nikita	RUS19930408
SUI - Switzerland		
202	BOHLI Tom	SUI19940117
203	DILLIER Silvan	SUI19900803
204	KUENG Stefan	SUI19931116
34	PERIZZOLO Loic	SUI19881020
TCD - Team Ceci Dreambike		
206	CECI Davide	ITA19930906
UKR - Ukraine		
207	GENUS Gennadii	UKR19900123
37	KOGUT Volodymyr	UKR19840728
208	KUTSENKO Andriy	UKR19891228
209	LAGKUTI Sergiy	UKR19850424
210	LOBOV Oleksandr	UKR19920528
211	RADIONOV Mykhaylo	UKR19840909
212	SACH Andriy	UKR19900701
213	SHCHEDOV Vitaliy	UKR19870731
214	VYNOKUROV Andrii	UKR19820814

17-19 January 2013

Communiqué no. 6

Entry List By Team - Men / Liste des inscrits par équipes - Hommes

As of THU 17 JAN 2013

Race	Team Name	UCI Code
VEN - Venezuela		
219	ARAUJO Yhonny	VEN19901122
220	BRICEÑO Manuel	VEN19881109
40	FIGUEROA Randall	VEN19890426
221	MARCANO Cesar	VEN19871022
222	OCHOA QUINTERO Richard	VEN19840214
223	PULGAR Angel	VEN19890207
224	RAMOS QUERALES Jose Antonio	VEN19830227
225	ROJAS Maximo	VEN19831112
226	YAGUARO Isaac	VEN19930514
WAL - Team Usn		
231	ATKINS George	GBR19910818
42	MOULD Jonathan	GBR19910404

Communiqué approved by the President of the Commissaires Panel:

NOTES

All corrections until the qualifications are available in INFO

17-19 January 2013

Communiqué no. 7

Entry List By Team - Women / Liste des inscrits par équipes - Dames

As of THU 17 JAN 2013

Race	Team Name	UCI Code
AUS - Australia		
2	BAKER Georgia	AUS19940921
70	MCCULLOCH Kaarle	AUS19880120
71	MORTON Stephanie	AUS19901128
72	WIASAK Rebecca	AUS19840524
CAN - Canada		
79	BROWN Laura	CAN19861127
6	CARLETON Gillian	CAN19891203
44	GLAESSER Jasmin	CAN19920708
80	ROORDA Stephanie	CAN19861203
CCT - Cyclo Channel Tokyo		
84	ISHII Hiroko	JPN19860109
CHN - China		
86	XU Yulei	CHN19880603
87	ZHONG Tianshi	CHN19910202
COL - Colombia		
90	CALLE WILLIAMS Maria Luisa	COL19681003
CUB - Cuba		
45	DOMINGUEZ MASSAGUE Yudelmis	CUB19850119
91	GUERRA RODRIGUEZ Lisandra	CUB19871031
10	MEJIAS GARCIA Marlies	CUB19921229
92	SIERRA CANADILLA Arlenis	CUB19921207
CZE - Czech Republic		
12	MACHACOVA Jarmila	CZE19860109
ECU - Ecuador		
13	TORRES Stephanie	ECU19930615
ESA - El Salvador		
99	CRUZ Karen	ESA19860718
ESP - Spain		
14	OLABERRIA DORRONSORO Leire	ESP19770217
FFA - GRUPPO SPORTIVO FIAMME AZZURRE		
46	CECCHINI Elena	ITA19920525
FRA - France		
16	BERTHON Laurie	FRA19910826
106	CUEFF Virginie	FRA19880618
107	MONTAUBAN Olivia	FRA19910826
GER - Germany		
18	FISCHER Lisa	GER19931121
114	WELTE Miriam	GER19861209

Entry List By Team - Women / Liste des inscrits par équipes - Dames

As of THU 17 JAN 2013

Race	Team Name	UCI Code
GPC - GIANT PRO CYCLING		
118	GONG Jinjie	CHN19861112
20	HUANG Li	CHN19881223
HKG - Hong Kong		
22	DIAO Xiao Juan	HKG19860315
125	LEE Wai Sze	HKG19870512
47	WONG Wan Yiu Jamie	HKG19861104
IRL - Ireland		
48	RYAN Caroline	IRL19791010
ITA - Italy		
133	BARTELLONI Beatrice	ITA19930205
49	BRONZINI Giorgia	ITA19830803
134	CONFALONIERI Maria Giulia	ITA19930330
135	DONATO Giulia	ITA19920926
24	FRAPPORTI Simona	ITA19880714
JAY - TEAM JAYCO-AIS		
136	JENNINGS Taylah	AUS19940518
JPN - Japan		
139	KASE Kanako	JPN19800531
140	MAEDA Kayono	JPN19910113
KOR - Korea		
50	LEE Minhye	KOR19851011
MEX - Mexico		
152	ALANIS Erika	MEX19910403
28	ARREOLA NAVARRO Sofia	MEX19910422
153	CASAS BONILLA Ana Teresa	MEX19911108
154	FONG ECHEVARRIA Frany Maria	MEX19920828
155	PRIETO Marcela	MEX19920311
156	ROCHA Mayra Del Rocio	MEX19881026
NAV - Reyno De Navarra-Telco-M-Conor		
169	EL BUSTO ARTEAGA Ainara	ESP19920920
51	RODRIGUEZ SANCHEZ Gloria	ESP19920306
PHL - Petroholding Leningrad		
181	BREZHNIVA Elena	RUS19900104
182	GNIDENKO Ekaterina	RUS19921211
POL - Poland		
52	PAWLOWSKA Katarzyna	POL19890816

17-19 January 2013

Communiqué no. 7

Entry List By Team - Women / Liste des inscrits par équipes - Dames

As of THU 17 JAN 2013

Race	Team Name	UCI Code
RUS - Russia		
53	BADYKOVA Gulnaz	RUS19940421
32	BALABOLINA Tamara	RUS19930813
193	LICHMANOVA Elena	RUS19910110
194	SHMELEVA Daria	RUS19941026
195	STRELTSOVA Galina	RUS19911002
196	VOYNOVA Anastasiia	RUS19930205
RVL - Rusvelo		
54	ROMANYUTA Evgeniya	RUS19880122
201	STRELTSOVA Olga	RUS19870225
SVK - Slovakia		
35	PAVLEDOVA Alzbeta	SVK19900206
THA - Thailand		
36	MANEEPHAN Jutatip	THA19880708
55	NONTASIN Chanpeng	THA19841009
UKR - Ukraine		
38	BOROVYCHENKO Ivanna	UKR19900707
215	KLIMCHENKO Tetyana	UKR19940805
58	KONONENKO Valeriya	UKR19900514
217	NAGIRNAYA Anna	UKR19880930
218	TSOS Olena	UKR19900509
USA - United States		
39	HAMMER Sarah	USA19830818
VEN - Venezuela		
227	CESAR Yennifer	VEN19890526
56	GARCIA Danielys	VEN19860820
41	GONZALEZ Angie	VEN19810103
228	PRADA RODRIGUEZ M.	VEN19910805
229	TAPIA Gleydimar	VEN19920227
230	VILERA Mariaesthela	VEN19881226
WAL - Team Usn		
43	BARKER Elinor	GBR19940907
232	HORNE Ciara	GBR19890917
57	ROBERTS Amy	GBR19941224

Communiqué approved by the President of the Commissaires Panel:

NOTES

All corrections until the qualifications are available in INFO

Competition Schedule / Horaire des compétitions

As of WED 16 JAN 2013

Date	Session Time	Duration Time	Event
THU 17 JAN	12:00 / 15:50	75	Men's Team Pursuit, Qualifying
		45	Women's Team Pursuit, Qualifying
		10	Women's Team Sprint, Qualifying
		30	Men's Omnium, Flying Lap
		30	Men's Team Sprint, Qualifying
		40	Men's Omnium, Points Race
	18:00 / 21:15	60	Opening Ceremony
		15	Women's Team Pursuit, Finals
		10	Men's Team Sprint, Finals
		8	Women's Team Pursuit, Victory Ceremony
		8	Men's Team Sprint, Victory Ceremony
		10	Women's Team Sprint, Finals
		15	Men's Team Pursuit, Finals
		8	Women's Team Sprint, Victory Ceremony
		8	Men's Team Pursuit, Victory Ceremony
		30	Women's Points Race, Final
		15	Men's Omnium, Elimination Race
		8	Women's Points Race, Victory Ceremony

NOTES

Schedule is subject to change

Competition Schedule / Horaire des compétitions

As of THU 17 JAN 2013

Date	Session Time	Duration Time	Event
FRI 18 JAN	11:00 / 16:50	50	Women's Individual Pursuit, Qualifying
		40	Women's Sprint, Qualifying
		30	Women's Omnium, Flying Lap
		25	Women's Sprint, 1/8 Finals
		20	Men's Keirin, First Round
		15	Women's Sprint, Quarterfinals - Race 1
		15	Women's Sprint, Quarterfinals B
		15	Women's Sprint, Quarterfinals - Race 2
		10	Women's Sprint, Semifinals B
		20	Men's Keirin, First Round Repechage
		5	Women's Sprint, Quarterfinals - Decider
		30	Women's Omnium, Points Race
		5	Women's Sprint, Finals B
		5	Women's Sprint, Race for 5th-8th Places
		65	Men's Omnium, Individual Pursuit
	19:00 / 22:05	10	Women's Sprint, Semifinals - Race 1
		20	Men's Omnium, Scratch Race
		10	Women's Sprint, Semifinals - Race 2
		15	Women's Individual Pursuit, Finals
		5	Women's Sprint, Semifinals - Decider
		10	Men's Keirin, Second Round
		10	Women's Sprint, Finals - Race 1
		8	Women's Individual Pursuit, Victory Ceremony
		30	Men's Omnium, Victory Ceremony
		10	Women's Sprint, Finals - Race 2
		11	Men's Keirin, Finals
		8	Men's Omnium, Victory Ceremony

NOTES

Schedule is subject to change

Competition Schedule / Horaire des compétitions

As of FRI 18 JAN 2013

Date	Session Time	Duration Time	Event	
SAT 19 JAN	10:30 / 14:40	65	Men's Sprint, Qualifying	
		20	Women's Keirin, First Round	
		25	Men's Sprint, 1/8 Finals	
		20	Women's Keirin, First Round Repechage	
		15	Men's Sprint, Quarterfinals - Race 1	
		15	Men's Sprint, Quarterfinals B	
		15	Men's Sprint, Quarterfinals - Race 2	
		5	Men's Sprint, Semifinals B	
		5	Men's Sprint, Quarterfinals - Decider	
		55	Women's Omnium, Individual Pursuit	
		5	Men's Sprint, Finals B	
		5	Men's Sprint, Race for 5th-8th Places	
		17:00 / 20:33	50	Men's Madison, Final
			10	Men's Sprint, Semifinals - Race 1
			20	Women's Omnium, Scratch Race
	10		Men's Sprint, Semifinals - Race 2	
	8		Men's Madison, Victory Ceremony	
	5		Men's Sprint, Semifinals - Decider	
	10		Women's Keirin, Second Round	
	10		Men's Sprint, Finals - Race 1	
	25		Women's Omnium, Time Trial	
	10		Men's Sprint, Finals - Race 2	
	8	Women's Omnium, Victory Ceremony		
	10	Women's Keirin, Finals		
	5	Men's Sprint, Finals - Decider		
8	Women's Keirin, Victory Ceremony			
8	Men's Sprint, Victory Ceremony			
8	World Cup Round Winner, Victory Ceremony			
8	2012/13 World Cup Winners, Victory Ceremony			

NOTES

Schedule is subject to change



UCI TRACK CYCLING WORLD CUP

PRESENTED BY



17-19 January 2013

Communiqué n°8-A

COMPETITION SCHEDULE

HORAIRES DES COMPETITIONS

Please note, on the program for Friday, the Men's Omnium 1 Km event will take place after the Women's Individual Pursuit Victory Ceremony.

The Victory Ceremony for the Men's Omnium will take place after the Men's Keirin Finals.

Veillez prendre note que sur le programme de Vendredi 18 janvier, le KM de l'Omnium Hommes aura lieu après la cérémonie protocolaire de la poursuite individuelle Femmes.

La cérémonie protocolaire de l'Omnium Hommes se déroulera après la finale du Keirin Hommes.

<http://www.uci.ch>

Page 1/1



**DECISIONS OF THE COMMISSAIRES PANEL
DECISIONS DU COLLEGE DES COMMISSAIRES**

16 & 17 JANUARY 2013

16 JANUARY 2013

The **National Federations of CHILE, INDIA, SURINAME and UZBEKISTAN** are each fined 2 500 CHF for breach of Article 3.4.009 (for failing to meet contractual obligations in cycling).

The **National Federation of ARGENTINA** is fined 600 CHF for breach of the Article 12.1.004 (for failing to meet entry obligations in cycling).

The National Federations of **ARGENTINA, AUSTRIA, ECUADOR, EL SALVADOR, KOREA, PUERTO RICO, SOUTH AFRICA, USA and TEAM BEACON** are each fined 100 CHF for breach of Article 12.1.004 (for not being present at roll call or to attend to the teams meeting).

The National Federation of **KOREA** is fined 100 CHF for not following commissaire's instructions - registration. (12.1.040.28).

The National Federation of **UKRAINA** is fined 200 CHF for not following commissaire's instructions - registration (12.1.040.28).

17 JANUARY 2013

MEN'S TEAM PURSUIT

. Qualifying

- The Team from **FRANCE (BRISSE Vivien, BOUDAT Thomas, LE ROUX Romain, LESELLIER Kévin)** is fined 50 CHF for being late at the start (12.1.040.28).

. Finals

- The Team from **SWITZERLAND (PERIZZOLO Loïc, BOHLI Tom, DILLIER Silvan, KUENG Stefan)** is fined 50 CHF for delaying the start (12.1.040.28).

WOMEN'S TEAM PURSUIT

. Qualifying

- The Team manager of **UKRAINA** is fined 100 CHF for not following commissaire's instructions – whistle on track. (12.1.040.28).

. Finals

- The Team from **CANADA** (**CARLETON Gillian, GLAESSER Jasmin, ROORDA Stéphanie**) is fined 50 CHF for being late at the start (12.1.040.28).

. Victory ceremony

- The Team from **UKRAINA** (**BOROVYCHENKO Ivanna, KONONENKO Valeriya, NAGIRNAYA Anna**) is fined 100 CHF for delaying the awards ceremony (12.1.040.28).

WOMEN'S TEAM SPRINT

. Qualifying

- The Team from **PETROHOLDING LENINGRAD** (**BREZHNIVA Elena, GNIDENKO Ekaterina**) is fined 50 CHF for not following commissaire's instructions – dropping item on track. (12.1.040.28).

MEN'S TEAM SPRINT

. Qualifying

- Relegation of the Team from **RUSSIA** (**KUCHEROV Sergey, SHURSHIN Denis, RUSSKIKH Andrey**) for an incorrect exchange (Art. 3.2.153).
- Relegation of the Team from **MEXICO** (**RODRIGUEZ Jose Arturo, VERDUGO OSUNA Edgar Ismael, CARRASCO Carlos**) for an incorrect exchange (Art. 3.2.153).

MEN'S OMNIUM

Elimination race

- Warning to Rider # 19 **LIU Hao (GPC)** for moving down towards the inside of the track when a rival was already there.
- Rider # 25 **HASHIMOTO Elya** is fined 200 CHF for not following the commissaire's instructions – not coming out. 12.1.040.28).

DECISIONS OF THE COMMISSAIRES PANEL
DECISIONS DU COLLEGE DES COMMISSAIRES

18 JANUARY 2013

WOMEN'S SPRINT

. Qualifying

- Rider # **230 VILERA Mariaesthela (VEN)** is fined 100 CHF for wearing only one number (12.1.040.7).

. Race 5th to 8 places

- Rider # **87 ZHONG Tianshi (CHN)** is fined 50 CHF for delaying the start (12.1.040.28).

MEN'S KEIRIN

. Repechage – 1st Round

- Warning to Rider # **75 MCLEAN Haseem (BCN)** for entering the sprinter's lane when the opponent was already there.

. 2nd Round

- Rider # **184 ESTERHUIZEN Bernard (RSA)** is fined 50 CHF for not following commissaire's instructions – place of the numbers. (12.1.040.28).
- Relegation for Rider # **174 DAWKINS Edward (NZL)** for not holding his line during the final sprint.

. Finals

- Relegation for **Rider # 120 VOLIKAKIS Christos (GRE)** for entering the sprinter's lane when the opponent was already there.

MEN'S OMNIUM

. Pursuit

- Warning to Rider # **3 COCQUYT Nicky (BEL)** for incorrect behaviour during the event.

. Scratch Race

- Disqualification for Rider # **19 LIU Hao (GPC)** for not having held his line during the last 200 meters of the race.

. 1 Km Time Trial

- Rider # **27 MALDONADO RAYAS Edibaldo (MEX)** is fined 50 CHF for delaying the start (12.1.040.28).

DECISIONS OF THE COMMISSAIRES PANEL
DECISIONS DU COLLEGE DES COMMISSAIRES

19 JANUARY 2013

WOMEN'S OMNIUM

. Individual Pursuit

- Rider # **36 MANEEPHAN Jutatil (THA)** is fined 50 CHF for not following the commissaire's instructions (equipment) – Art. 12.1.040.28.
- Rider # **38 BOROVYCHENKO Ivanna (UKR)** is fined 100 CHF for wearing only one number – Art. 12.1.040.28.

. Scratch Race

- Rider # **13 TORRES Stephanie (ECU)** is fined 100 CHF for failing to start. Art. 12.1.007.

MEN'S SPRINT

. Quarterfinals B

- Warning to Rider # **184 ESTERHUIZEN Bernard (RSA)** for not holding his line during the final sprint.
- Warning to Rider # **179 SAVITSKIY Valentin (PHL)** for not holding his line during the final sprint.

. Semifinals

- Relegation for Rider # **109 NIEDERLAG Max (GER)** for deliberately riding on the blue band during the race.

WOMEN'S KEIRIN

. 1st Round

- Relegation of Rider # **201 STRELTSOVA Olga (RVL)** for riding on the blue band during the sprint.
- Warning to Rider # **99 CRUZ Karen (ESA)** for entering the sprinter's lane when the opponent was already there.

. 1st Round Repechage

- Relegation of Rider # **230 VILERA Mariaesthela (VEN)** for riding on the blue band during the sprint.

. 2nd Round

- Disqualification for Rider # **70 MCCULLOGH Kaarle (AUS)** for improper conduct behind the deny.



UCI TRACK CYCLING WORLD CUP

PRESENTED BY



17-19 January 2013

Communiqué n°11C

MEN'S MADISON

Final

- The Team from **MEXICO (AGUIRRE INFANTE Jose Ramon, YEPEZ ARELLANO Diego)** is fined 100 CHF for not following commissaire's instructions / Road bike on safety zone. Art. 12.1.040.28.
- The Team from **VENEZUELA (OCHOA QUINTERO Richard, ROJAS Maximo)** is fined 100 CHF for not following commissaire's instructions / Road bike on safety zone. Art. 12.1.040.28.

PARTICIPATION IN THE EVENT

After information sent to the UCI, the National Federations of INDIA and UZBEKISTAN were not registered to take part to this World Cup. So, the fines of 2 500 CHF for failing to meet contractual obligations in cycling (see communiqué # 11A) are not justified and the commissaries panel has decided to cancel them

<http://www.uci.ch>

Page 2/2



17-19 January 2013

Communiqué no. 11D

Records Broken / Records battus

As of SAT 19 JAN 2013

Event	Phase	Heat	Name	Team Code	Time	Record Type
Women's Sprint	Qualifying	3	ZHONG Tianshi	CHN	10.573	WR

Communiqué approved by the President of the Commissaires Panel:

LEGEND
OR Olympic Record **WR** World Record

17-19 January 2013

Communiqué no. 173C

Medallists by Event / Médailles par épreuve AFTER 13 OF 13 EVENTS

Event Name	Date	Medal	Name	Team Code
Women's Keirin	19 JAN 2013	GOLD	ZHONG Tianshi	CHN
		SILVER	GONG Jinjie	GPC
		BRONZE	XU Yulei	CHN
Women's Omnium	19 JAN 2013	GOLD	HAMMER Sarah	USA
		SILVER	HUANG Li	GPC
		BRONZE	OLABERRIA DORRONSORO Leire	ESP
Men's Sprint	19 JAN 2013	GOLD	DMITRIEV Denis	RVL
		SILVER	NIEDERLAG Max	GER
		BRONZE	PERALTA GASCON Juan	NAV
Men's Madison	19 JAN 2013	GOLD	BOUDAT Thomas BRISSE Vivien	FRA
		SILVER	LAGKUTI Sergiy RADIONOV Mykhaylo	UKR
		BRONZE	DILLIER Silvan KUENG Stefan	SUI
Men's Omnium	18 JAN 2013	GOLD	ERSHOV Artur	RVL
		SILVER	BRISSE Vivien	FRA
		BRONZE	RYBIN Ondrej	CZE
Men's Keirin	18 JAN 2013	GOLD	BUCHLI Matthijs	NED
		SILVER	WATANABE Kazunari	CCT
		BRONZE	PERVIS Francois	FRA
Women's Sprint	18 JAN 2013	GOLD	GONG Jinjie	GPC
		SILVER	GUERRA RODRIGUEZ Lisandra	CUB
		BRONZE	LEE Wai Sze	HKG
Women's Individual Pursuit	18 JAN 2013	GOLD	PAWLOWSKA Katarzyna	POL
		SILVER	CALLE WILLIAMS Maria Luisa	COL
		BRONZE	WIASAK Rebecca	AUS
Women's Points Race	17 JAN 2013	GOLD	PAWLOWSKA Katarzyna	POL
		SILVER	MACHACOVA Jarmila	CZE
		BRONZE	DOMINGUEZ MASSAGUE Yudelmis	CUB
Men's Team Pursuit	17 JAN 2013	GOLD	KOVALEV Evgeny SAVITCKIY Ivan SEROV Alexander ZHURKIN Nikolay	RUS
		SILVER	BOHLI Tom DILLIER Silvan KUENG Stefan PERIZZOLO Loic	SUI
		BRONZE	BERTAZZO Liam COLEDAN Marco LAMON Francesco SCARTEZZINI Michele	ITA
Women's Team Sprint	17 JAN 2013	GOLD	MCCULLOCH Kaarle MORTON Stephanie	AUS
		SILVER	XU Yulei ZHONG Tianshi	CHN
		BRONZE	SHMELEVA Daria VOYNOVA Anastasiia	RUS

Medallists by Event / Médailles par épreuve AFTER 13 OF 13 EVENTS

Event Name	Date	Medal	Name	Team Code
Men's Team Sprint	17 JAN 2013	GOLD	DAWKINS Edward MITCHELL Ethan WEBSTER Sam ARCHIBALD Matthew	NZL
		SILVER	D'ALMEIDA Michaël PERVIS Francois SIREAU Kevin	FRA
		BRONZE	BIRD Alex BULLEN Mitchell LEWIS Peter	AUS
Women's Team Pursuit	17 JAN 2013	GOLD	CARLETON Gillian GLAESSER Jasmin ROORDA Stephanie	CAN
		SILVER	BOROVYCHENKO Ivanna KONONENKO Valeriya NAGIRNAYA Anna KLIMCHENKO Tetyana	UKR
		BRONZE	BARKER Elinor HORNE Ciara ROBERTS Amy	WAL

NOTES

All riders who competed for a team in any phase are listed on this output

17-19 January 2013

Communiqué no. 174C

Medal Standings / Classement des médailles AFTER 13 OF 13 EVENTS

Rank	Team	Men				Women				Total				Rank by Total
		G	S	B	Tot	G	S	B	Tot	G	S	B	Tot	
1	POL - Poland					2			2	2			2	=5
1	RVL - Rusvelo	2			2					2			2	=5
3	FRA - France	1	2	1	4					1	2	1	4	1
4	GPC - GIANT PRO CYCLING					1	2		3	1	2		3	=2
5	CHN - China					1	1	1	3	1	1	1	3	=2
6	AUS - Australia			1	1	1		1	2	1		2	3	=2
7	RUS - Russia	1			1			1	1	1		1	2	=5
8	CAN - Canada					1			1	1			1	=12
8	NED - Netherlands	1			1					1			1	=12
8	NZL - New Zealand	1			1					1			1	=12
8	USA - United States					1			1	1			1	=12
12	UKR - Ukraine		1		1		1		1		2		2	=5
13	CUB - Cuba						1	1	2		1	1	2	=5
13	CZE - Czech Republic			1	1		1		1		1	1	2	=5
13	SUI - Switzerland		1	1	2						1	1	2	=5
16	CCT - Cyclo Channel Tokyo		1		1						1		1	=12
16	COL - Colombia						1		1		1		1	=12
16	GER - Germany		1		1						1		1	=12
19	ESP - Spain							1	1			1	1	=12
19	HKG - Hong Kong							1	1			1	1	=12
19	ITA - Italy			1	1							1	1	=12
19	NAV - Reyno De Navarra-Telco-M-Conor			1	1							1	1	=12
19	WAL - Team Usn							1	1			1	1	=12
Total		6	6	6	18	7	7	7	21	13	13	13	39	

LEGEND

 = Equal sign indicates that two or more NOCs share the same rank by total **B** Bronze **G** Gold **S** Silver **Tot** Total

17-19 January 2013

Communiqué no. 175

Team World Cup Results / Classement coupe du monde des équipes

As of SAT 19 JAN 2013

Event No 1	Cali (COL)	11-13.OCT.2012
Event No 2	Glasgow (GBR)	16-18.NOV.2012
Event No 3	Aguascalientes (MEX)	17-19.JAN.2013

Rank	Name	Team Code	Event No 1	Event No 2	Event No 3	Total Points
1	GERMANY	GER	47	109	22	178
2	GREAT BRITAIN	GBR	54	102		156
3	FRANCE	FRA	27	48	65	140
4	AUSTRALIA	AUS	24	34	62	120
5	RUSSIA	RUS	37	30	37	104
6	SPAIN	ESP	40	56	8	104
7	COLOMBIA	COL	87		10	97
8	ITALY	ITA	49	4	30	83
9	JAPAN	JPN	45	19	15	79
10	POLAND	POL	27	20	24	71
11	HONG KONG	HKG	20	21	25	66
12	SWITZERLAND	SUI	16	25	23	64
13	CZECH REPUBLIC	CZE	23	18	21	62
14	BELARUS	BLR	19	35	4	58
15	VENEZUELA	VEN	40	2	16	58
16	RUSVELO	RVL		12	45	57
17	CHINA	CHN	5	9	36	50
18	UKRAINE	UKR	9	5	34	48
19	PETROHOLDING LENINGRAD	PHL		37	10	47
20	NETHERLANDS	NED	7	25	14	46
21	MEXICO	MEX	17	2	25	44
22	NEW ZEALAND	NZL	8	7	25	40
23	CUBA	CUB	3		36	39
24	BELGIUM	BEL	13	19	7	39
25	GIANT PRO CYCLING	GPC			38	38
26	TEAM USN	WAL	23	1	13	37
27	DENMARK	DEN	7	24	3	34
28	CANADA	CAN			33	33
29	IRELAND	IRL		20	6	26
30	UNITED STATES	USA	8	1	12	21
31	ARGENTINA	ARG	19			19
32	TEAM JAYCO-AIS	JAY		11	6	17
33	AUSTRIA	AUT	12	2	1	15
34	LITHUANIA	LTU	1	13		14
35	KAZAKHSTAN	KAZ	6	7	1	14
36	GREECE	GRE		1	10	11
37	CYCLO CHANNEL TOKYO	CCT			10	10
38	REYNO DE NAVARRA-TELCO-M-CONOR	NAV		1	9	10
39	LOKOSPHINX	LOK		9		9
40	MAX SUCCESS PRO CYCLING	MSP			8	8
41	SOUTH AFRICA	RSA		5	2	7
42	CHILE	CHI	6			6
43	GUATEMALA	GUA	6			6
44	FULLGAS.ORG-GIPUZKOA	FGN		4		4
45	THAILAND	THA	3			3
46	CYCLING TEAM FRIULI	CTF	3			3
47	KOREA	KOR			2	2

17-19 January 2013

Communiqué no. 176

Entries by Team / Inscriptions par équipes

As of SAT 19 JAN 2013

Team Code	Men										Women										Total Riders		
	Sprint	Time Trial	Keirin	Scratch	Team Sprint	Ind. Pursuit	Team Pursuit	Points Race	Madison	Omnium	Riders	Sprint	Time Trial	Keirin	Scratch	Team Sprint	Ind. Pursuit	Team Pursuit	Points Race	Omnium		Riders	
ARG	2		1		3						3												3
AUS	2		1		3		4		2	1	8	2		2		2	1		1	1		4	12
AUT								2			2												2
BCN	1		1								1												1
BEL	1									1	1												1
BLR										1	1												1
CAN	2		1		3						4					1	3	1	1		4	8	
CCT	2		1		3						3	1		1							1	4	
CHN												2		2		2					2	2	
COL								2			2					1					1	3	
CUB										1	1	1		1		1	3	1	1		4	5	
CZE	2		1		3			2	1		4							1	1		1	5	
DEN								2			2											2	
ECU												1							1		1	1	
ESA	1		1								1	1		1							1	2	
ESP																		1	1		1	1	
FFA																		1			1	1	
FRA	2		1		3		4	2	1		7	2		2		2				1	3	10	
GER	2		1		3		4	2	1		7	1		1						1	2	9	
GPC	2		1		3					1	4	1		1					1	1		2	6
GRE	2		1		3						3											3	3
HKG						4		2	1		4	1		1		1		1	1		3	7	
IRL	1		1								1					1		1			1	2	
ITA	2		1			4		2	1		7	1				1	4	1	1		5	12	
JAY												1		1							1	1	
JPN	2		1							1	3	2		2		2					2	5	
KAZ						4		2	1		4											4	
KOR																1		1	1		1	1	
MEX	2		1		3		4	2	1		9	2		2		2	1	3	1	1	6	15	
MSP	2		1		3		4				9											9	
NAV	2		1		3						3	1		1		1		1			2	5	
NED	2		1		3					1	4											4	
NZL	2		1		4						4											4	
PEF								2	1		2											2	
PHL	2		1		3						3	2		2		2					2	5	
POL	1		1								1					1		1			1	2	
PUR										1	1											1	
RSA	1		1								1											1	
RUS	2		1		3		4	2			8	2		2		2	1	3	1	1	6	14	
RVL	2		1		3			2	1		5	1		1				1			2	7	
SUI						4		2	1		4											4	

17-19 January 2013

Communiqué no. 176

Entries by Team / Inscriptions par équipes

As of SAT 19 JAN 2013

Team Code	Men											Women											Total Riders
	Sprint	Time Trial	Keirin	Scratch	Team Sprint	Ind. Pursuit	Team Pursuit	Points Race	Madison	Omnium	Riders	Sprint	Time Trial	Keirin	Scratch	Team Sprint	Ind. Pursuit	Team Pursuit	Points Race	Omnium	Riders		
SVK																				1	1	1	1
TCD	1		1								1												1
THA																				1	1	2	2
UKR	2		1		3		4		2	1	9	1		1			1	4	1	1	1	5	14
USA																				1	1	1	1
VEN	2		1		3		4		2	1	9	2		2		2	1	3	1	1	1	6	15
WAL								2	1	2							1	3	1	1	1	3	5
Total	49	0	27	0	58	0	48	0	36	22	148	28	0	26	0	16	15	26	22	20	78	226	

Communiqué approved by the President of the Commissaires Panel:

NOTES

All corrections and updates are available in INFO

Index of Communique's by Event

Event / Epreuves	Description	No.	Report		
GENERAL COMMUNIQUE'S / COMMUNIQUES GENERAUX					
College of Commissaires	<i>Collège des Commissaires</i>	UCI Technical Officials	<i>Officiels Techniques de l'UCI</i>	1	Information
College of Commissaires	<i>Collège des Commissaires</i>	General Information	<i>Informations Générales</i>	2	Information
College of Commissaires	<i>Collège des Commissaires</i>	Technical Information	<i>Informations Techniques</i>	3	Information
College of Commissaires	<i>Collège des Commissaires</i>	Antidoping Control	<i>Contrôle Anti-dopage</i>	4	Information
College of Commissaires	<i>Collège des Commissaires</i>	List of Entered Teams	<i>Liste des Equipes Engagées</i>	5	Information
College of Commissaires	<i>Collège des Commissaires</i>	Entry List by Team - Men	<i>Liste des Inscrits par Equipes - Hommes</i>	6	Information
College of Commissaires	<i>Collège des Commissaires</i>	Entry List by Team - Women	<i>Liste des Inscrits par Equipes - Femmes</i>	7	Information
College of Commissaires	<i>Collège des Commissaires</i>	Competition Schedule Day 1	<i>Programme des Compétitions Jour 1</i>	8	Schedule / Programme
College of Commissaires	<i>Collège des Commissaires</i>	Competition Schedule Day 2	<i>Programme des Compétitions Jour 2</i>	9	Schedule / Programme
College of Commissaires	<i>Collège des Commissaires</i>	Competition Schedule Day 3	<i>Programme des Compétitions Jour 3</i>	10	Schedule / Programme
College of Commissaires	<i>Collège des Commissaires</i>	Decisions	<i>Décisions</i>	11A	Information
College of Commissaires	<i>Collège des Commissaires</i>	Decisions	<i>Décisions</i>	11B	Information
College of Commissaires	<i>Collège des Commissaires</i>	Decisions	<i>Décisions</i>	11C	Information
Day 1	<i>Jour 1</i>	Medallists by Event	<i>Médailleurs par Epreuve</i>	173 A	Standing / Classement
Day 1	<i>Jour 1</i>	Medal Standings	<i>Classement des Médailles</i>	174 A	Standing / Classement
Day 2	<i>Jour 2</i>	Medallists by Event	<i>Médailleurs par Epreuve</i>	173 B	Standing / Classement
Day 2	<i>Jour 2</i>	Medal Standings	<i>Classement des Médailles</i>	174 B	Standing / Classement
Day 3	<i>Jour 3</i>	Medallists by Event	<i>Médailleurs par Epreuve</i>	173 C	Standing / Classement
Day 3	<i>Jour 3</i>	Medal Standings	<i>Classement des Médailles</i>	174 C	Standing / Classement
Final	<i>Final</i>	Team World Cup Standings	<i>Classements Coupe du Monde des équipes</i>	175	Standing / Classement
Final	<i>Final</i>	Number of Entries by Team	<i>Nombre d'Inscrits par Equipes</i>	176	Standing / Classement
College of Commissaires	<i>Collège des Commissaires</i>	Index	<i>Table des matières</i>	177	Information
MEN / HOMMES					
TEAM SPRINT / VITESSE PAR EQUIPES					
Team Sprint	<i>Vitesse par équipes</i>	Qualifying	<i>Qualifications</i>	12	Start List / Liste de départ
Team Sprint	<i>Vitesse par équipes</i>	Qualifying	<i>Qualifications</i>	13	Results / Résultats
Team Sprint	<i>Vitesse par équipes</i>	Finals 3-4 & 1-2	<i>Finales 3-4 & 1-2</i>	14	Start List / Liste de départ
Team Sprint	<i>Vitesse par équipes</i>	Finals 3-4 & 1-2	<i>Finales 3-4 & 1-2</i>	15	Results / Résultats
Team Sprint	<i>Vitesse par équipes</i>	World Cup Standings	<i>Classement Coupe du Monde</i>	16	Standing / Classement
SPRINT / VITESSE					
Sprint 200m t.t.	<i>Vitesse 200m c.l.m.</i>	Qualifying	<i>Qualifications</i>	17	Start List / Liste de départ
Sprint 200m t.t.	<i>Vitesse 200m c.l.m.</i>	Qualifying	<i>Qualifications</i>	18	Results / Résultats
Sprint	<i>Vitesse</i>	1/8 Final	<i>1/8 Finale</i>	19	Start List / Liste de départ
Sprint	<i>Vitesse</i>	1/8 Final	<i>1/8 Finale</i>	20	Results / Résultats
Sprint	<i>Vitesse</i>	1/4 Final	<i>1/4 Finale</i>	21	Start List / Liste de départ
Sprint	<i>Vitesse</i>	1/4 Final	<i>1/4 Finale</i>	22	Results / Résultats
Sprint	<i>Vitesse</i>	1/4 Final B	<i>1/4 Finale B</i>	23	Start List / Liste de départ
Sprint	<i>Vitesse</i>	1/4 Final B	<i>1/4 Finale B</i>	24	Results / Résultats
Sprint	<i>Vitesse</i>	1/2 Final B	<i>1/2 Finale B</i>	25	Start List / Liste de départ
Sprint	<i>Vitesse</i>	1/2 Final B	<i>1/2 Finale B</i>	26	Results / Résultats
Sprint	<i>Vitesse</i>	Finals B 9-10 & 11-12	<i>Finales B 9-10 & 11-12</i>	27	Start List / Liste de départ
Sprint	<i>Vitesse</i>	Finals B 9-10 & 11-12	<i>Finales B 9-10 & 11-12</i>	28	Results / Résultats
Sprint	<i>Vitesse</i>	5th to 8th places	<i>Places 5 à 8</i>	29	Start List / Liste de départ
Sprint	<i>Vitesse</i>	5th to 8th places	<i>Places 5 à 8</i>	30	Results / Résultats
Sprint	<i>Vitesse</i>	1/2 Final	<i>1/2 Finale</i>	31	Start List / Liste de départ
Sprint	<i>Vitesse</i>	1/2 Final	<i>1/2 Finale</i>	32	Results / Résultats
Sprint	<i>Vitesse</i>	Finals 3-4 & 1-2	<i>Finales 3-4 & 1-2</i>	33	Start List / Liste de départ
Sprint	<i>Vitesse</i>	Finals 3-4 & 1-2	<i>Finales 3-4 & 1-2</i>	34	Results / Résultats
Sprint	<i>Vitesse</i>	Summary	<i>Résumé</i>	35	Results / Résultats
Sprint	<i>Vitesse</i>	World Cup Standings	<i>Classement Coupe du Monde</i>	36	Standing / Classement
KEIRIN					
Keirin	<i>Keirin</i>	1st round	<i>1er tour de compétition</i>	37	Start List / Liste de départ
Keirin	<i>Keirin</i>	1st round	<i>1er tour de compétition</i>	38	Results / Résultats
Keirin	<i>Keirin</i>	Repechages	<i>Repêchages</i>	39	Start List / Liste de départ
Keirin	<i>Keirin</i>	Repechages	<i>Repêchages</i>	40	Results / Résultats
Keirin	<i>Keirin</i>	2nd round	<i>2e tour de compétition</i>	41	Start List / Liste de départ
Keirin	<i>Keirin</i>	2nd round	<i>2e tour de compétition</i>	42	Results / Résultats
Keirin	<i>Keirin</i>	Finals places 7-12 & 1-6	<i>Finales places 7-12 & 1-6</i>	43	Start List / Liste de départ
Keirin	<i>Keirin</i>	Finals places 7-12 & 1-6	<i>Finales places 7-12 & 1-6</i>	44	Results / Résultats
Keirin	<i>Keirin</i>	World Cup Standings	<i>Classement Coupe du Monde</i>	45	Standing / Classement
TEAM PURSUIT / POURSUITE PAR EQUIPES					
Team pursuit	<i>Poursuite par équipes</i>	Qualifying	<i>Qualifications</i>	46	Start List / Liste de départ
Team pursuit	<i>Poursuite par équipes</i>	Qualifying	<i>Qualifications</i>	47	Results / Résultats
Team pursuit	<i>Poursuite par équipes</i>	Final 3-4 & 1-2	<i>Finales 3-4 & 1-2</i>	48	Start List / Liste de départ
Team pursuit	<i>Poursuite par équipes</i>	Final 3-4 & 1-2	<i>Finales 3-4 & 1-2</i>	49	Results / Résultats
Team pursuit	<i>Poursuite par équipes</i>	World Cup Standings	<i>Classement Coupe du Monde</i>	50	Standing / Classement
OMNIUM					
Omnium Q	<i>Omnium Q</i>	Qualifying (2 heats i.r.)	<i>Qualifications (2 manches év.)</i>	51	Start List / Liste de départ
Omnium Q	<i>Omnium Q</i>	Qualifying (2 heats i.r.)	<i>Qualifications (2 manches év.)</i>	52	Results / Résultats
Omnium I	<i>Omnium I</i>	Flying Lap	<i>Tour lancé</i>	53	Start List / Liste de départ
Omnium I	<i>Omnium I</i>	Flying Lap	<i>Tour lancé</i>	54	Results / Résultats
Omnium	<i>Omnium</i>	Gen. Class. after event 1	<i>Class. Gén. après épreuve 1</i>	55	Results / Résultats
Omnium II	<i>Omnium II</i>	Points Race 30 km	<i>Course aux points 30 km</i>	56	Start List / Liste de départ
Omnium II	<i>Omnium II</i>	Points Race 30 km	<i>Course aux points 30 km</i>	57	Results / Résultats
Omnium	<i>Omnium</i>	Gen. Class. after event 2	<i>Class. Gén. après épreuve 2</i>	58	Results / Résultats
Omnium III	<i>Omnium III</i>	Elimination	<i>Elimination</i>	59	Start List / Liste de départ
Omnium III	<i>Omnium III</i>	Elimination	<i>Elimination</i>	60	Results / Résultats
Omnium	<i>Omnium</i>	Gen. Class. after event 3	<i>Class. Gén. après épreuve 3</i>	61	Results / Résultats
Omnium IV	<i>Omnium IV</i>	Individual Pursuit 4 km	<i>Poursuite individuelle 4 km</i>	62	Start List / Liste de départ
Omnium IV	<i>Omnium IV</i>	Individual Pursuit 4 km	<i>Poursuite individuelle 4 km</i>	63	Results / Résultats
Omnium	<i>Omnium</i>	Gen. Class. after event 4	<i>Class. Gén. après épreuve 4</i>	64	Results / Résultats
Omnium V	<i>Omnium V</i>	Scratch 15 km	<i>Scratch 15 km</i>	65	Start List / Liste de départ
Omnium V	<i>Omnium V</i>	Scratch 15 km	<i>Scratch 15 km</i>	66	Results / Résultats
Omnium	<i>Omnium</i>	Gen. Class. after event 5	<i>Class. Gén. après épreuve 5</i>	67	Results / Résultats
Omnium Final	<i>Omnium Finale</i>	Kilometre t.t.	<i>Kilomètre c.l.m.</i>	68	Start List / Liste de départ
Omnium Final	<i>Omnium Finale</i>	Kilometre t.t.	<i>Kilomètre c.l.m.</i>	69	Results / Résultats
Omnium	<i>Omnium</i>	Final Classification	<i>Classement final</i>	70	Results / Résultats
Omnium	<i>Omnium</i>	World Cup Standings	<i>Classement Coupe du Monde</i>	71	Standing / Classement
MADISON					
Madison 20 km	<i>Madison 20 km</i>	Qualifying (2 heats i.r.)	<i>Qualifications (2 manches év.)</i>	80	Start List / Liste de départ
Madison 20 km	<i>Madison 20 km</i>	Qualifying (2 heats i.r.)	<i>Qualifications (2 manches év.)</i>	81	Results / Résultats
Madison 40 km	<i>Madison 40 km</i>	Final	<i>Finale</i>	82	Start List / Liste de départ
Madison 40 km	<i>Madison 40 km</i>	Final	<i>Finale</i>	83	Results / Résultats
Madison	<i>Madison</i>	World Cup Standings	<i>Classement Coupe du Monde</i>	84	Standing / Classement

Index of Communiqué's by Event

WOMEN / FEMMES				
TEAM SPRINT / VITESSE PAR EQUIPES				
Team Sprint	<i>Vitesse par équipes</i>	Qualifying	<i>Qualifications</i>	95 Start List / <i>Liste de départ</i>
Team Sprint	<i>Vitesse par équipes</i>	Qualifying	<i>Qualifications</i>	96 Results / <i>Résultats</i>
Team Sprint	<i>Vitesse par équipes</i>	Finals 3-4 & 1-2	<i>Finales 3-4 & 1-2</i>	97 Start List / <i>Liste de départ</i>
Team Sprint	<i>Vitesse par équipes</i>	Finals 3-4 & 1-2	<i>Finales 3-4 & 1-2</i>	98 Results / <i>Résultats</i>
Team Sprint	<i>Vitesse par équipes</i>	World Cup Standings	<i>Classement Coupe du Monde</i>	99 Standing / <i>Classement</i>
SPRINT / VITESSE				
Sprint 200m t.t.	<i>Vitesse 200m c.l.m.</i>	Qualifying	<i>Qualifications</i>	100 Start List / <i>Liste de départ</i>
Sprint 200m t.t.	<i>Vitesse 200m c.l.m.</i>	Qualifying	<i>Qualifications</i>	101 Results / <i>Résultats</i>
Sprint	<i>Vitesse</i>	1/8 Final	<i>1/8 Finale</i>	102 Start List / <i>Liste de départ</i>
Sprint	<i>Vitesse</i>	1/8 Final	<i>1/8 Finale</i>	103 Results / <i>Résultats</i>
Sprint	<i>Vitesse</i>	1/4 Final	<i>1/4 Finale</i>	104 Start List / <i>Liste de départ</i>
Sprint	<i>Vitesse</i>	1/4 Final	<i>1/4 Finale</i>	105 Results / <i>Résultats</i>
Sprint	<i>Vitesse</i>	1/4 Final B	<i>1/4 Finale B</i>	106 Start List / <i>Liste de départ</i>
Sprint	<i>Vitesse</i>	1/4 Final B	<i>1/4 Finale B</i>	107 Results / <i>Résultats</i>
Sprint	<i>Vitesse</i>	1/2 Final B	<i>1/2 Finale B</i>	108 Start List / <i>Liste de départ</i>
Sprint	<i>Vitesse</i>	1/2 Final B	<i>1/2 Finale B</i>	109 Results / <i>Résultats</i>
Sprint	<i>Vitesse</i>	Finals B 9-10 & 11-12	<i>Finales B 9-10 & 11-12</i>	110 Start List / <i>Liste de départ</i>
Sprint	<i>Vitesse</i>	Finals B 9-10 & 11-12	<i>Finales B 9-10 & 11-12</i>	111 Results / <i>Résultats</i>
Sprint	<i>Vitesse</i>	5th to 8th places	<i>Places 5 à 8</i>	112 Start List / <i>Liste de départ</i>
Sprint	<i>Vitesse</i>	5th to 8th places	<i>Places 5 à 8</i>	113 Results / <i>Résultats</i>
Sprint	<i>Vitesse</i>	1/2 Final	<i>1/2 Finale</i>	114 Start List / <i>Liste de départ</i>
Sprint	<i>Vitesse</i>	1/2 Final	<i>1/2 Finale</i>	115 Results / <i>Résultats</i>
Sprint	<i>Vitesse</i>	Finals 3-4 & 1-2	<i>Finales 3-4 & 1-2</i>	116 Start List / <i>Liste de départ</i>
Sprint	<i>Vitesse</i>	Finals 3-4 & 1-2	<i>Finales 3-4 & 1-2</i>	117 Results / <i>Résultats</i>
Sprint	<i>Vitesse</i>	Summary	<i>Résumé</i>	118 Results / <i>Résultats</i>
Sprint	<i>Vitesse</i>	World Cup Standings	<i>Classement Coupe du Monde</i>	119 Standing / <i>Classement</i>
KEIRIN				
Keirin	<i>Keirin</i>	1st round	<i>1er tour de compétition</i>	120 Start List / <i>Liste de départ</i>
Keirin	<i>Keirin</i>	1st round	<i>1er tour de compétition</i>	121 Results / <i>Résultats</i>
Keirin	<i>Keirin</i>	Repechages	<i>Repêchages</i>	122 Start List / <i>Liste de départ</i>
Keirin	<i>Keirin</i>	Repechages	<i>Repêchages</i>	123 Results / <i>Résultats</i>
Keirin	<i>Keirin</i>	2nd round	<i>2e tour de compétition</i>	124 Start List / <i>Liste de départ</i>
Keirin	<i>Keirin</i>	2nd round	<i>2e tour de compétition</i>	125 Results / <i>Résultats</i>
Keirin	<i>Keirin</i>	Finals places 7-12 & 1-6	<i>Finales places 7-12 & 1-6</i>	126 Start List / <i>Liste de départ</i>
Keirin	<i>Keirin</i>	Finals places 7-12 & 1-6	<i>Finales places 7-12 & 1-6</i>	127 Results / <i>Résultats</i>
Keirin	<i>Keirin</i>	World Cup Standings	<i>Classement Coupe du Monde</i>	128 Standing / <i>Classement</i>
TEAM PURSUIT / POURSUITE PAR EQUIPES				
Team pursuit	<i>Poursuite par équipes</i>	Qualifying	<i>Qualifications</i>	129 Start List / <i>Liste de départ</i>
Team pursuit	<i>Poursuite par équipes</i>	Qualifying	<i>Qualifications</i>	130 Results / <i>Résultats</i>
Team pursuit	<i>Poursuite par équipes</i>	Final 3-4 & 1-2	<i>Finales 3-4 & 1-2</i>	131 Start List / <i>Liste de départ</i>
Team pursuit	<i>Poursuite par équipes</i>	Final 3-4 & 1-2	<i>Finales 3-4 & 1-2</i>	132 Results / <i>Résultats</i>
Team pursuit	<i>Poursuite par équipes</i>	World Cup Standings	<i>Classement Coupe du Monde</i>	133 Standing / <i>Classement</i>
OMNIUM				
Omnium Q	<i>Omnium Q</i>	Qualifying (2 heats i.r.)	<i>Qualifications (2 manches év.)</i>	134 Start List / <i>Liste de départ</i>
Omnium Q	<i>Omnium Q</i>	Qualifying (2 heats i.r.)	<i>Qualifications (2 manches év.)</i>	135 Results / <i>Résultats</i>
Omnium I	<i>Omnium I</i>	Flying Lap	<i>Tour lancé</i>	136 Start List / <i>Liste de départ</i>
Omnium I	<i>Omnium I</i>	Flying Lap	<i>Tour lancé</i>	137 Results / <i>Résultats</i>
Omnium	<i>Omnium</i>	Gen. Class. after event 1	<i>Class. Gén. après épreuve 1</i>	138 Results / <i>Résultats</i>
Omnium II	<i>Omnium II</i>	Points Race 20 km	<i>Course aux points 20 km</i>	139 Start List / <i>Liste de départ</i>
Omnium II	<i>Omnium II</i>	Points Race 20 km	<i>Course aux points 20 km</i>	140 Results / <i>Résultats</i>
Omnium	<i>Omnium</i>	Gen. Class. after event 2	<i>Class. Gén. après épreuve 2</i>	141 Results / <i>Résultats</i>
Omnium III	<i>Omnium III</i>	Elimination	<i>Elimination</i>	142 Start List / <i>Liste de départ</i>
Omnium III	<i>Omnium III</i>	Elimination	<i>Elimination</i>	143 Results / <i>Résultats</i>
Omnium	<i>Omnium</i>	Gen. Class. after event 3	<i>Class. Gén. après épreuve 3</i>	144 Results / <i>Résultats</i>
Omnium IV	<i>Omnium IV</i>	Individual Pursuit 3 km	<i>Poursuite individuelle 3 km</i>	145 Start List / <i>Liste de départ</i>
Omnium IV	<i>Omnium IV</i>	Individual Pursuit 3 km	<i>Poursuite individuelle 3 km</i>	146 Results / <i>Résultats</i>
Omnium	<i>Omnium</i>	Gen. Class. after event 4	<i>Class. Gén. après épreuve 4</i>	147 Results / <i>Résultats</i>
Omnium V	<i>Omnium V</i>	Scratch 10 km	<i>Scratch 10 km</i>	148 Start List / <i>Liste de départ</i>
Omnium V	<i>Omnium V</i>	Scratch 10 km	<i>Scratch 10 km</i>	149 Results / <i>Résultats</i>
Omnium	<i>Omnium</i>	Gen. Class. after event 5	<i>Class. Gén. après épreuve 5</i>	150 Results / <i>Résultats</i>
Omnium Final	<i>Omnium Finale</i>	500 m t.t.	<i>500 m c.l.m.</i>	151 Start List / <i>Liste de départ</i>
Omnium Final	<i>Omnium Finale</i>	500 m t.t.	<i>500 m c.l.m.</i>	152 Results / <i>Résultats</i>
Omnium	<i>Omnium</i>	Final Classification	<i>Classement final</i>	153 Results / <i>Résultats</i>
Omnium	<i>Omnium</i>	World Cup Standings	<i>Classement Coupe du Monde</i>	154 Standing / <i>Classement</i>
INDIVIDUAL PURSUIT / POURSUITE INDIVIDUELLE				
Individual Pursuit	<i>Poursuite individuelle</i>	Qualifying	<i>Qualifications</i>	158 Start List / <i>Liste de départ</i>
Individual Pursuit	<i>Poursuite individuelle</i>	Qualifying	<i>Qualifications</i>	159 Results / <i>Résultats</i>
Individual pursuit	<i>Poursuite individuelle</i>	Finals 3-4 & 1-2	<i>Finales 3-4 & 1-2</i>	160 Start List / <i>Liste de départ</i>
Individual pursuit	<i>Poursuite individuelle</i>	Finals 3-4 & 1-2	<i>Finales 3-4 & 1-2</i>	161 Results / <i>Résultats</i>
Individual pursuit	<i>Poursuite individuelle</i>	World Cup Standings	<i>Classement Coupe du Monde</i>	162 Standing / <i>Classement</i>
POINTS RACE / COURSE AUX POINTS				
Points race 10 km	<i>Course aux points 10 km</i>	Qualifying (2 heats i.r.)	<i>Qualifications (2 manches év.)</i>	163 Start List / <i>Liste de départ</i>
Points race 10 km	<i>Course aux points 10 km</i>	Qualifying (2 heats i.r.)	<i>Qualifications (2 manches év.)</i>	164 Results / <i>Résultats</i>
Points race 20 km	<i>Course aux points 20 km</i>	Final	<i>Finale</i>	165 Start List / <i>Liste de départ</i>
Points race 20 km	<i>Course aux points 20 km</i>	Final	<i>Finale</i>	166 Results / <i>Résultats</i>
Points race	<i>Course aux points</i>	World Cup Standings	<i>Classement Coupe du Monde</i>	167 Standing / <i>Classement</i>

Men's Team Sprint / Vitesse par équipes hommes
World Cup Results / Classement coupe du monde

As of THU 17 JAN 2013

Event No 1	Cali (COL)	11-13.OCT.2012
Event No 2	Glasgow (GBR)	16-18.NOV.2012
Event No 3	Aguascalientes (MEX)	17-19.JAN.2013

Rank	Name	Team Code	Event No 1	Event No 2	Event No 3	Total Points
1	GERMANY	GER	12	12	6	30
2	FRANCE	FRA		8	10	18
3	NEW ZEALAND	NZL			12	12
4	JAPAN	JPN	10	2		12
5	RUSSIA	RUS	6	6		12
6	GREAT BRITAIN	GBR		10		10
7	AUSTRALIA	AUS			8	8
8	VENEZUELA	VEN	8			8
9	RUSVELO	RVL			7	7
10	POLAND	POL		7		7
11	ARGENTINA	ARG	7			7
12	NETHERLANDS	NED		5	2	7
13	GREECE	GRE		1	5	6
14	CANADA	CAN			4	4
15	PETROHOLDING LENINGRAD	PHL		4		4
16	CZECH REPUBLIC	CZE		3	1	4
17	MAX SUCCESS PRO CYCLING	MSP			3	3

17-19 January 2013

Communiqué no. 15

Men's Team Sprint / Vitesse par équipes hommes
Results and Final Classification / Résultats et classement final
 Thu 17 Jan 2013 - Race distance: 3 laps

World Record	42.600	GBR - Great Britain	London (GBR)	2 AUG 2012
---------------------	--------	---------------------	--------------	------------

	Rank	Team / Name	Lap 1	Lap 2 Lap 1-2	Time Lap 2-3	Average Speed km/h
GOLD	1	NZL - New Zealand 175 MITCHELL Ethan 176 WEBSTER Sam 174 DAWKINS Edward	17.265	29.976 12.711	43.052 13.076	62.714
SILVER	2	FRA - France 105 SIREAU Kevin 104 PERVIS Francois 101 D'ALMEIDA Michaël	17.874	30.480 12.606	43.186 12.706	62.520
BRONZE	3	AUS - Australia 63 BIRD Alex 64 BULLEN Mitchell 66 LEWIS Peter	17.663	30.401 12.738	43.584 13.183	61.949
	4	RVL - Rusvelo 197 DMITRIEV Denis 200 SHURSHIN Nikita 199 KUBEEV Andrey	17.504	30.589 13.085	43.808 13.219	61.632
	5	GER - Germany 108 ASSMUS Richard 109 NIEDERLAG Max 112 SCHROEDER Marc				
	6	GRE - Greece 119 BRETAS Sotirios 120 VOLIKAKIS Christos 121 VOLIKAKIS Zafeiris				
	7	CAN - Canada 76 BARRETTE Hugo 77 COSSETTE Stephane 78 VELOCE Joseph				
	8	MSP - MAX SUCCESS PRO CYCLING 158 HU Ke 161 TANG Qi 164 XU Chao				
	9	NED - Netherlands 170 BUCHLI Matthijs 171 HOOGLAND Jeffrey 172 MULDER Teun				
	10	CZE - Czech Republic 93 BABEK Tomas 94 KELEMEN Pavel 95 WAGNER Robin				

17-19 January 2013

Communiqué no. 15

Men's Team Sprint / Vitesse par équipes hommes
Results and Final Classification / Résultats et classement final
 Thu 17 Jan 2013 - Race distance: 3 laps

World Record	42.600 GBR - Great Britain	London (GBR)	2 AUG 2012
---------------------	----------------------------	--------------	------------

Rank	Team / Name	Lap 1	Lap 2 Lap 1-2	Time Lap 2-3	Average Speed km/h
11	NAV - Reyno De Navarra-Telco-M-Conor				
	166 ALIAGA CHIVITE Sergio				
	167 MORENO SANCHEZ Jose				
	168 PERALTA GASCON Juan				
12	CCT - Cyclo Channel Tokyo				
	81 KAWABATA Tomoyuki				
	82 SAKAMOTO Takashi				
	83 WATANABE Kazunari				
13	PHL - Petroholding Leningrad				
	178 OKUNEV Ilya				
	179 SAVITSKIY Valentin				
	180 TKACHYOV Aleksey				
14	ARG - Argentina				
	60 BOTASSO Leandro Hernan				
	61 GATTO Jonathan Matias				
	62 PERRUCHOUD Pablo Javier				
15	UKR - Ukraine				
	208 KUTSENKO Andriy				
	212 SACH Andriy				
	214 VYNOKUROV Andrii				
16	GPC - GIANT PRO CYCLING				
	115 FENG Yong				
	116 WANG Shengwei				
	117 WEI Jiren				
17	VEN - Venezuela				
	219 ARAUJO Yhonny				
	221 MARCANO Cesar				
	223 PULGAR Angel				
18	MEX - Mexico				
	146 CARRASCO Carlos				
	149 RODRIGUEZ Jose Arturo				
	150 VERDUGO OSUNA Edgar Ismael				
19	RUS - Russia				
	187 KUCHEROV Sergey				
	188 RUSSKIKH Andrey				
	191 SHURSHIN Denis				

Communiqué approved by the President of the Commissaires Panel:

.....

NOTES

Riders are presented in their starting order

17-19 January 2013

Men's Team Sprint / Vitesse par équipes hommes
Finals / Finales
Race Analysis / Analyse de la course

Thu 17 Jan 2013

BRONZE

AUS - Australia				RVL - Rusvelo			
Distance	Time	Rank	Lap Time	Distance	Time	Rank	Lap Time
125m	10.936	2		125m	10.898	1	
250m	17.663	2	17.663	250m	17.504	1	17.504
375m	24.041	1		375m	24.182	2	
500m	30.401	1	12.738	500m	30.589	2	13.085
625m	36.937	1		625m	37.113	2	
750m	43.584	1	13.183	750m	43.808	2	13.219

GOLD

FRA - France				NZL - New Zealand			
Distance	Time	Rank	Lap Time	Distance	Time	Rank	Lap Time
125m	11.072	2		125m	10.558	1	
250m	17.874	2	17.874	250m	17.265	1	17.265
375m	24.254	2		375m	23.659	1	
500m	30.480	2	12.606	500m	29.976	1	12.711
625m	36.768	2		625m	36.452	1	
750m	43.186	2	12.706	750m	43.052	1	13.076

17-19 January 2013

Communiqué no. 14

Men's Team Sprint / Vitesse par équipes hommes
Finals / Finales
Start List / Liste de départ

Thu 17 Jan 2013 - Race distance: 3 laps

World Record	42.600	GBR - Great Britain	London (GBR)	2 AUG 2012
---------------------	--------	---------------------	--------------	------------

Heat	Race Number	Team / Name	Time
FOR BRONZE		AUS - Australia	_____
	63	BIRD Alex	
	64	BULLEN Mitchell	
	66	LEWIS Peter	
		RVL - Rusvelo	_____
	197	DMITRIEV Denis	
	200	SHURSHIN Nikita	
	199	KUBEEV Andrey	
FOR GOLD		FRA - France	_____
	105	SIREAU Kevin	
	104	PERVIS Francois	
	101	D'ALMEIDA Michaël	
		NZL - New Zealand	_____
	175	MITCHELL Ethan	
	176	WEBSTER Sam	
	174	DAWKINS Edward	

Communiqué approved by the President of the Commissaires Panel:

NOTES

The composition of the teams may be subject to change up to thirty (30) minutes before the start of the race. Sorted in the order given by the team.

17-19 January 2013

Communiqué no. 13

Men's Team Sprint / Vitesse par équipes hommes
Qualifying / Qualifications
Results / Résultats

Thu 17 Jan 2013 - Race distance: 3 laps

World Record	42.600 GBR - Great Britain	London (GBR)	2 AUG 2012
---------------------	----------------------------	--------------	------------

Rank	Team / Name	Lap 1	Lap 2 Lap 1-2	Time Lap 2-3	Average Speed km/h
1	FRA - France 104 PERVIS Francois 105 SIREAU Kevin 101 D'ALMEIDA Michaël	17.391 (2)	30.144 (3) 12.753 (5)	43.066 12.922 (1)	62.694
2	NZL - New Zealand 175 MITCHELL Ethan 173 ARCHIBALD Matthew 174 DAWKINS Edward	17.238 (1)	30.118 (2) 12.880 (9)	43.414 13.296 (7)	62.191
3	AUS - Australia 63 BIRD Alex 64 BULLEN Mitchell 66 LEWIS Peter	17.436 (3)	30.092 (1) 12.656 (2)	43.417 13.325 (8)	62.187
4	RVL - Rusvelo 197 DMITRIEV Denis 200 SHURSHIN Nikita 199 KUBEEV Andrey	17.510 (4)	30.376 (5) 12.866 (7)	43.473 13.097 (2)	62.107
5	GER - Germany 108 ASSMUS Richard 109 NIEDERLAG Max 112 SCHROEDER Marc	17.906 (12)	30.383 (6) 12.477 (1)	43.539 13.156 (3)	62.013
6	GRE - Greece 121 VOLIKAKIS Zafeiris 120 VOLIKAKIS Christos 119 BRETAS Sotirios	17.782 (7)	30.832 (9) 13.050 (12)	44.047 13.215 (5)	61.298
7	CAN - Canada 77 COSSETTE Stephane 78 VELOCE Joseph 76 BARRETTE Hugo	18.035 (15)	30.904 (10) 12.869 (8)	44.116 13.212 (4)	61.202
8	MSP - MAX SUCCESS PRO CYCLING 158 HU Ke 161 TANG Qi 164 XU Chao	17.813 (8)	30.734 (8) 12.921 (10)	44.165 13.431 (13)	61.134
9	NED - Netherlands 171 HOOGLAND Jeffrey 170 BUCHLI Matthijs 172 MULDER Teun	17.877 (10)	30.706 (7) 12.829 (6)	44.264 13.558 (15)	60.997
10	CZE - Czech Republic 94 KELEMEN Pavel 95 WAGNER Robin 93 BABEK Tomas	17.766 (6)	30.962 (12) 13.196 (16)	44.295 13.333 (9)	60.954

17-19 January 2013

Communiqué no. 13

Men's Team Sprint / Vitesse par équipes hommes
Qualifying / Qualifications
Results / Résultats

Thu 17 Jan 2013 - Race distance: 3 laps

World Record	42.600 GBR - Great Britain	London (GBR)	2 AUG 2012
---------------------	----------------------------	--------------	------------

Rank	Team / Name	Lap 1	Lap 2 Lap 1-2	Time Lap 2-3	Average Speed km/h
11	NAV - Reyno De Navarra-Telco-M-Conor	17.854 (9)	30.964 (13)	44.368	60.854
	167 MORENO SANCHEZ Jose		13.110 (14)	13.404 (12)	
	166 ALIAGA CHIVITE Sergio				
	168 PERALTA GASCON Juan				
12	CCT - Cyclo Channel Tokyo	18.276 (17)	30.964 (13)	44.466	60.720
	81 KAWABATA Tomoyuki		12.688 (3)	13.502 (14)	
	83 WATANABE Kazunari				
	82 SAKAMOTO Takashi				
13	PHL - Petroholding Leningrad	18.004 (13)	31.171 (15)	44.570	60.578
	180 TKACHYOV Aleksey		13.167 (15)	13.399 (11)	
	178 OKUNEV Ilya				
	179 SAVITSKIY Valentin				
14	ARG - Argentina	18.200 (16)	31.503 (16)	44.895	60.140
	62 PERRUCHOUD Pablo Javier		13.303 (17)	13.392 (10)	
	61 GATTO Jonathan Matias				
	60 BOTASSO Leandro Hernan				
15	UKR - Ukraine	18.435 (18)	31.753 (17)	45.010	59.986
	212 SACH Andriy		13.318 (18)	13.257 (6)	
	208 KUTSENKO Andriy				
	214 VYNOKUROV Andrii				
16	GPC - GIANT PRO CYCLING	18.031 (14)	30.958 (11)	45.384	59.492
	117 WEI Jiren		12.927 (11)	14.426 (19)	
	115 FENG Yong				
	116 WANG Shengwei				
17	VEN - Venezuela	17.885 (11)	31.909 (18)	45.822	58.923
	221 MARCANO Cesar		14.024 (19)	13.913 (18)	
	219 ARAUJO Yhonny				
	223 PULGAR Angel				
18	MEX - Mexico	18.916 (19)	31.999 (19)	REL	
	149 RODRIGUEZ Jose Arturo		13.083 (13)	13.670 (17)	
	150 VERDUGO OSUNA Edgar Ismael				
	146 CARRASCO Carlos				
19	RUS - Russia	17.554 (5)	30.287 (4)	REL	
	187 KUCHEROV Sergey		12.733 (4)	13.650 (16)	
	191 SHURSHIN Denis				
	188 RUSSKIKH Andrey				

Qualification rule:

Fastest 2 teams race for gold and 3rd and 4th teams race for bronze.

17-19 January 2013

Communiqué no. 13

Men's Team Sprint / Vitesse par équipes hommes
Qualifying / Qualifications
Results / Résultats

Thu 17 Jan 2013 - Race distance: 3 laps

World Record	42.600 GBR - Great Britain	London (GBR)	2 AUG 2012
---------------------	----------------------------	--------------	------------

Rank	Team / Name	Lap 1	Lap 2 Lap 1-2	Time Lap 2-3	Average Speed km/h
------	-------------	-------	------------------	-----------------	--------------------------

Russia

Relegation for an incorrect exchange (art .3.2.153)
 Déclassement pour relais incorrect (art 3.2.153)

Mexico

Relegation for an incorrect exchange (art .3.2.153)
 Déclassement pour relais incorrect (art 3.2.153)

Communiqué approved by the President of the Commissaires Panel:

.....

NOTES

Riders are presented in their starting order

LEGEND

REL Relegated

17-19 January 2013

Men's Team Sprint / Vitesse par équipes hommes
Qualifying / Qualifications
Race Analysis / Analyse de la course

Thu 17 Jan 2013

Heat 1

NAV - Reyno De Navarra-Telco-M-Conor				Distance	Time	Rank	Lap Time
125m	11.148	12		0m			
250m	17.854	9	17.854	0m			
375m	24.406	9		0m			
500m	30.964	13	13.110	0m			
625m	37.696	13		0m			
750m	44.368	11	13.404	0m			

Heat 2

GRE - Greece				MSP - MAX SUCCESS PRO CYCLING			
Distance	Time	Rank	Lap Time	Distance	Time	Rank	Lap Time
125m	10.921	5		125m	11.050	10	
250m	17.782	7	17.782	250m	17.813	8	17.813
375m	24.423	10		375m	24.307	8	
500m	30.832	9	13.050	500m	30.734	8	12.921
625m	37.397	9		625m	37.357	7	
750m	44.047	6	13.215	750m	44.165	8	13.431

Heat 3

GPC - GIANT PRO CYCLING				UKR - Ukraine			
Distance	Time	Rank	Lap Time	Distance	Time	Rank	Lap Time
125m	11.265	15		125m	11.493	18	
250m	18.031	14	18.031	250m	18.435	18	18.435
375m	24.474	12		375m	25.096	18	
500m	30.958	11	12.927	500m	31.753	17	13.318
625m	38.220	16		625m	38.427	17	
750m	45.384	16	14.426	750m	45.010	15	13.257

Heat 4

PHL - Petroholding Leningrad				MEX - Mexico			
Distance	Time	Rank	Lap Time	Distance	Time	Rank	Lap Time
125m	11.138	11		125m	11.838	19	
250m	18.004	13	18.004	250m	18.916	19	18.916
375m	24.581	14		375m	25.511	19	
500m	31.171	15	13.167	500m	31.999	19	13.083
625m	37.856	14		625m	38.717	18	
750m	44.570	13	13.399	750m	REL	18	13.670

Heat 5

RVL - Rusvelo				ARG - Argentina			
Distance	Time	Rank	Lap Time	Distance	Time	Rank	Lap Time
125m	10.978	6		125m	11.317	16	
250m	17.510	4	17.510	250m	18.200	16	18.200
375m	24.023	5		375m	24.898	16	
500m	30.376	5	12.866	500m	31.503	16	13.303
625m	36.840	4		625m	38.165	15	
750m	43.473	4	13.097	750m	44.895	14	13.392

17-19 January 2013

Men's Team Sprint / Vitesse par équipes hommes
Qualifying / Qualifications
Race Analysis / Analyse de la course

Thu 17 Jan 2013

Heat 6

CAN - Canada				CZE - Czech Republic			
Distance	Time	Rank	Lap Time	Distance	Time	Rank	Lap Time
125m	11.211	14		125m	11.039	8	
250m	18.035	15	18.035	250m	17.766	6	17.766
375m	24.510	13		375m	24.431	11	
500m	30.904	10	12.869	500m	30.962	12	13.196
625m	37.478	10		625m	37.628	12	
750m	44.116	7	13.212	750m	44.295	10	13.333

Heat 7

VEN - Venezuela				NED - Netherlands			
Distance	Time	Rank	Lap Time	Distance	Time	Rank	Lap Time
125m	11.046	9		125m	10.996	7	
250m	17.885	11	17.885	250m	17.877	10	17.877
375m	25.010	17		375m	24.295	7	
500m	31.909	18	14.024	500m	30.706	7	12.829
625m	38.881	19		625m	37.376	8	
750m	45.822	17	13.913	750m	44.264	9	13.558

Heat 8

RUS - Russia				CCT - Cyclo Channel Tokyo			
Distance	Time	Rank	Lap Time	Distance	Time	Rank	Lap Time
125m	10.842	4		125m	11.440	17	
250m	17.554	5	17.554	250m	18.276	17	18.276
375m	23.964	4		375m	24.639	15	
500m	30.287	4	12.733	500m	30.964	13	12.688
625m	36.940	6		625m	37.619	11	
750m	REL	19	13.650	750m	44.466	12	13.502

Heat 9

AUS - Australia				FRA - France			
Distance	Time	Rank	Lap Time	Distance	Time	Rank	Lap Time
125m	10.770	2		125m	10.772	3	
250m	17.436	3	17.436	250m	17.391	2	17.391
375m	23.771	2		375m	23.773	3	
500m	30.092	1	12.656	500m	30.144	3	12.753
625m	36.685	2		625m	36.604	1	
750m	43.417	3	13.325	750m	43.066	1	12.922

Heat 10

GER - Germany				NZL - New Zealand			
Distance	Time	Rank	Lap Time	Distance	Time	Rank	Lap Time
125m	11.153	13		125m	10.549	1	
250m	17.906	12	17.906	250m	17.238	1	17.238
375m	24.189	6		375m	23.715	1	
500m	30.383	6	12.477	500m	30.118	2	12.880
625m	36.871	5		625m	36.703	3	
750m	43.539	5	13.156	750m	43.414	2	13.296

17-19 January 2013

Communiqué no. 12

Men's Team Sprint / Vitesse par équipes hommes
Qualifying / Qualifications
Start List / Liste de départ

Thu 17 Jan 2013 - Race distance: 3 laps

World Record	42.600 GBR - Great Britain	London (GBR)	2 AUG 2012
---------------------	----------------------------	--------------	------------

Heat	Race Number	Team / Name	Time
1		NAV - Reyno De Navarra-Telco-M-Conor	_____
	166	ALIAGA CHIVITE Sergio	
	168	PERALTA GASCON Juan	
	167	MORENO SANCHEZ Jose	
2		GRE - Greece	_____
	121	VOLIKAKIS Zafeiris	
	120	VOLIKAKIS Christos	
	119	BRETAS Sotirios	
		MSP - MAX SUCCESS PRO CYCLING	_____
	158	HU Ke	
	161	TANG Qi	
	164	XU Chao	
3		GPC - GIANT PRO CYCLING	_____
	115	FENG Yong	
	116	WANG Shengwei	
	117	WEI Jiren	
		UKR - Ukraine	_____
	212	SACH Andriy	
	214	VYNOKUROV Andrii	
	208	KUTSENKO Andriy	
4		PHL - Petroholding Leningrad	_____
	179	SAVITSKIY Valentin	
	178	OKUNEV Ilya	
	180	TKACHYOV Aleksey	
		MEX - Mexico	_____
	149	RODRIGUEZ Jose Arturo	
	150	VERDUGO OSUNA Edgar Ismael	
	146	CARRASCO Carlos	
5		RVL - Rusvelo	_____
	197	DMITRIEV Denis	
	199	KUBEEV Andrey	
	200	SHURSHIN Nikita	
		ARG - Argentina	_____
	62	PERRUCHOUD Pablo Javier	
	60	BOTASSO Leandro Hernan	
	61	GATTO Jonathan Matias	

17-19 January 2013

Communiqué no. 12

Men's Team Sprint / Vitesse par équipes hommes
Qualifying / Qualifications
Start List / Liste de départ

Thu 17 Jan 2013 - Race distance: 3 laps

World Record	42.600 GBR - Great Britain	London (GBR)	2 AUG 2012
---------------------	----------------------------	--------------	------------

Heat	Race Number	Team / Name	Time
6		CAN - Canada	_____
	77	COSSETTE Stephane	
	76	BARRETTE Hugo	
	78	VELOCE Joseph	
		CZE - Czech Republic	_____
7	94	KELEMEN Pavel	
	93	BABEK Tomas	
	95	WAGNER Robin	
		VEN - Venezuela	_____
	219	ARAUJO Yhonny	
8	221	MARCANO Cesar	
	223	PULGAR Angel	
		NED - Netherlands	_____
	172	MULDER Teun	
	171	HOOGLAND Jeffrey	
9	170	BUCHLI Matthijs	
		RUS - Russia	_____
	187	KUCHEROV Sergey	
	191	SHURSHIN Denis	
	188	RUSSKIKH Andrey	
10		CCT - Cyclo Channel Tokyo	_____
	81	KAWABATA Tomoyuki	
	82	SAKAMOTO Takashi	
	83	WATANABE Kazunari	
		AUS - Australia	_____
9	66	LEWIS Peter	
	64	BULLEN Mitchell	
	63	BIRD Alex	
		FRA - France	_____
	105	SIREAU Kevin	
10	101	D'ALMEIDA Michaël	
	104	PERVIS Francois	
		GER - Germany	_____
	108	ASSMUS Richard	
	112	SCHROEDER Marc	
10	109	NIEDERLAG Max	
		NZL - New Zealand	_____
	173	ARCHIBALD Matthew	
	174	DAWKINS Edward	
	175	MITCHELL Ethan	

17-19 January 2013

Communiqué no. 12

Men's Team Sprint / Vitesse par équipes hommes
Qualifying / Qualifications
Start List / Liste de départ

Thu 17 Jan 2013 - Race distance: 3 laps

World Record	42.600	GBR - Great Britain	London (GBR)	2 AUG 2012
---------------------	--------	---------------------	--------------	------------

Heat	Race Number	Team / Name	Time
------	-------------	-------------	------

Qualification rule:

Fastest 2 teams race for gold and 3rd and 4th teams race for bronze.

Communiqué approved by the President of the Commissaires Panel:

NOTES

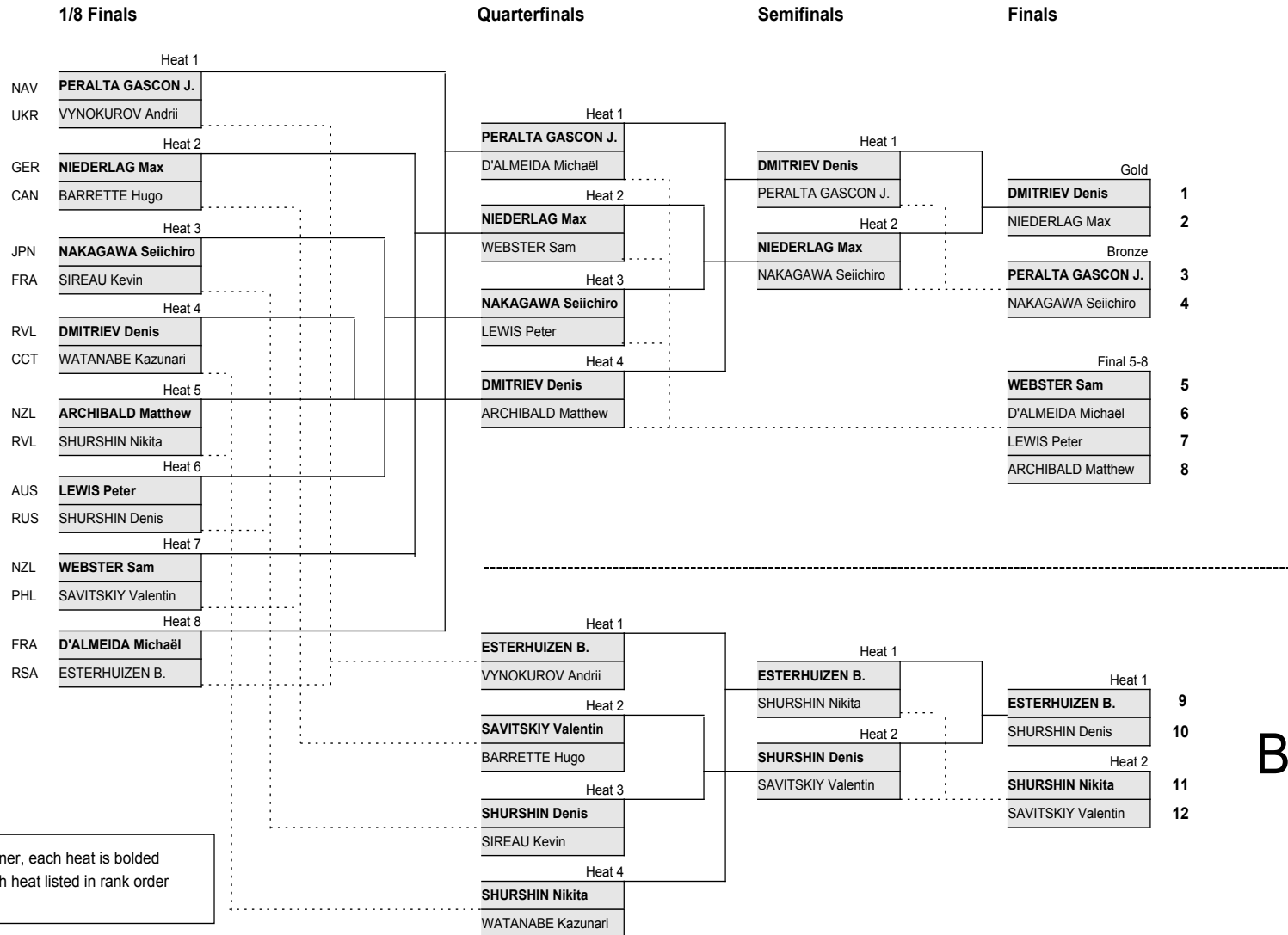
The composition of the teams may be subject to change up to thirty (30) minutes before the start of the race. Sorted in the order given by the team.

Men's Sprint / Vitesse hommes
World Cup Results / Classement coupe du monde
 As of SAT 19 JAN 2013

Event No 1	Cali (COL)	11-13.OCT.2012
Event No 2	Glasgow (GBR)	16-18.NOV.2012
Event No 3	Aguascalientes (MEX)	17-19.JAN.2013

Rank	Name	Team Code	Event No 1	Event No 2	Event No 3	Total Points
1	DMITRIEV Denis	RVL		8	12	20
2	PERALTA GASCON Juan	ESP		7	8	15
3	BOETTICHER Stefan	GER		12		12
4	THIELE Philipp	GER	12			12
5	NIEDERLAG Max	GER			10	10
6	FOERSTEMANN Robert	GER		10		10
7	PUERTA Fabian	COL	10			10
8	SAVITSKIY Valentin	RUS	7	2		9
9	ENGLER Eric	GER	8			8
10	KAWABATA Tomoyuki	JPN	5	3		8
11	NAKAGAWA Seiichiro	JPN			7	7
12	WEBSTER Sam	NZL			6	6
13	SIREAU Kevin	FRA		6		6
14	BOTTASSO Leandro Hernan	ARG	6			6
15	D'ALMEIDA Michaël	FRA			5	5
16	KELEMEN Pavel	CZE		5		5
17	LEWIS Peter	JAY		1	4	5
18	TAYLOR Andrew	AUS		4		4
19	OKUNEV Ilya	RUS	4			4
20	ARCHIBALD Matthew	NZL			3	3
21	BAO Saifei	CHN	3			3
22	ESTERHUIZEN Bernard	RSA			2	2
23	SAKAMOTO Takashi	JPN	2			2
24	SHURSHIN Denis	RUS			1	1
25	EMADI-COFFIN Kian	GBR	1			1

Men's Sprint / Vitesse hommes Sprint Summary / Résumé vitesse



B

Communiqué approved by the President of the Commissaires Panel:

Men's Sprint / Vitesse hommes
Results and Final Classification / Résultats et classement final

Sat 19 Jan 2013 - Race distance: 3 laps

	Rank	Race Number	Name	Team Code	1st Race	2nd Race	Decider
GOLD	1	197	DMITRIEV Denis	RVL	X	X	
SILVER	2	109	NIEDERLAG Max	GER	+0.061	+1.071	
BRONZE	3	168	PERALTA GASCON Juan	NAV	X	X	
	4	137	NAKAGAWA Seiichiro	JPN	+0.152	+0.010	
	5	176	WEBSTER Sam	NZL			
	6	101	D'ALMEIDA Michaël	FRA			
	7	66	LEWIS Peter	AUS			
	8	173	ARCHIBALD Matthew	NZL			
	9	184	ESTERHUIZEN Bernard	RSA			
	10	191	SHURSHIN Denis	RUS			
	11	200	SHURSHIN Nikita	RVL			
	12	179	SAVITSKIY Valentin	PHL			
	13	83	WATANABE Kazunari	CCT			
	14	105	SIREAU Kevin	FRA			
	15	76	BARRETTE Hugo	CAN			
	16	214	VYNOKUROV Andrii	UKR			
	17	81	KAWABATA Tomoyuki	CCT			
	18	93	BABEK Tomas	CZE			
	19	64	BULLEN Mitchell	AUS			
	20	120	VOLIKAKIS Christos	GRE			
	21	164	XU Chao	MSP			
	22	117	WEI Jiren	GPC			
	23	126	MULLEN Eoin	IRL			
	24	178	OKUNEV Ilya	PHL			
	25	170	BUCHLI Matthijs	NED			
	26	188	RUSSKIKH Andrey	RUS			
	27	171	HOOGLAND Jeffrey	NED			
	28	166	ALIAGA CHIVITE Sergio	NAV			
	29	115	FENG Yong	GPC			
	30	108	ASSMUS Richard	GER			
	31	78	VELOCE Joseph	CAN			
	32	183	MAKSEL Krzysztof	POL			
	33	128	CECI Francesco	ITA			
	34	121	VOLIKAKIS Zafeiris	GRE			
	35	95	WAGNER Robin	CZE			
	36	60	BOTASSO Leandro Hernan	ARG			
	37	138	WADA Makuru	JPN			
	38	208	KUTSENKO Andriy	UKR			
	39	62	PERRUCHOUD Pablo Javier	ARG			
	40	162	WANG Qiming	MSP			
	41	219	ARAUJO Yhonny	VEN			
	42	148	MEJIA Bernardo	MEX			
	43	75	MCLEAN Haseem	BCN			
	44	221	MARCANO Cesar	VEN			
	45	206	CECI Davide	TCD			
	46	149	RODRIGUEZ Jose Arturo	MEX			
	47	3	COCQUYT Nicky	BEL			
	48	130	GRAZIAN Christian	ITA			
	49	98	MAGAÑA Rene	ESA			

17-19 January 2013

Communiqué no. 34

Men's Sprint / Vitesse hommes**Results and Final Classification / Résultats et classement final**

Sat 19 Jan 2013 - Race distance: 3 laps

Rank	Race Number	Name	Team Code	1st Race	2nd Race	Decider
------	-------------	------	-----------	----------	----------	---------

No. 137 NAKAGAWA Seiichiro (JPN)

Warning for entering the sprinter's lane when the opponent was already there

Avertissement pour être entré dans le couloir des sprinters alors que son adversaire s'y trouvait déjà

Communiqué approved by the President of the Commissaires Panel:

.....

17-19 January 2013

Communiqué no. 33

Men's Sprint / Vitesse hommes**Finals / Finales****Start List / Liste de départ**

Sat 19 Jan 2013 - Race distance: 3 laps

Heat	Race Number	Name	Team Code	1st Race	2nd Race	Decider
FOR	168	PERALTA GASCON Juan	NAV	_____	_____	_____
BRONZE	137	NAKAGAWA Seiichiro	JPN	_____	_____	_____
FOR	197	DMITRIEV Denis	RVL	_____	_____	_____
GOLD	109	NIEDERLAG Max	GER	_____	_____	_____

Communiqué approved by the President of the Commissaires Panel:
.....

17-19 January 2013

Communiqué no. 32

Men's Sprint / Vitesse hommes
Semifinals / Demi-finales
Results / Résultats

Sat 19 Jan 2013 - Race distance: 3 laps

Heat	Rank	Race Number	Name	Team Code	1st Race	2nd Race	Decider
1	1	197	DMITRIEV Denis	RVL	X	X	
	2	168	PERALTA GASCON Juan	NAV	+0.238	+0.177	
2	1	109	NIEDERLAG Max	GER	X	REL	X
	2	137	NAKAGAWA Seiichiro	JPN	+0.142	X	+0.108

Qualification rule:

Winners race for gold. Losers race for bronze.

No. 109 NIEDERLAG Max (GER)

Relegation for deliberately riding on the blue band during the race

Déclassement pour passage volontaire sur la zone bleu au cours de l'épreuve

Communiqué approved by the President of the Commissaires Panel:

LEGEND
 REL Relegated

17-19 January 2013

Communiqué no. 31

Men's Sprint / Vitesse hommes**Semifinals / Demi-finales****Start List / Liste de départ**

Sat 19 Jan 2013 - Race distance: 3 laps

Heat	Race Number	Name	Team Code	1st Race	2nd Race	Decider
1	168	PERALTA GASCON Juan	NAV	_____	_____	_____
	197	DMITRIEV Denis	RVL	_____	_____	_____
2	109	NIEDERLAG Max	GER	_____	_____	_____
	137	NAKAGAWA Seiichiro	JPN	_____	_____	_____

Qualification rule:

Winners race for gold. Losers race for bronze.

Communiqué approved by the President of the Commissaires Panel:
.....

17-19 January 2013

Communiqué no. 30

Men's Sprint / Vitesse hommes
Race for 5th-8th Places / Classement places 5-8
Results / Résultats

Sat 19 Jan 2013 - Race distance: 3 laps

Rank	Race Number	Name	Team Code	Gap
5	176	WEBSTER Sam	NZL	
6	101	D'ALMEIDA Michaël	FRA	+0.380
7	66	LEWIS Peter	AUS	+0.465
8	173	ARCHIBALD Matthew	NZL	+0.889

Communiqué approved by the President of the Commissaires Panel:

NOTES

The average speed is taken over the last 200m

Men's Sprint / Vitesse hommes
Race for 5th-8th Places / Classement places 5-8
Start List / Liste de départ

Sat 19 Jan 2013 - Race distance: 3 laps

Race Number	Name	Team Code	200m Time
101	D'ALMEIDA Michaël	FRA	_____
176	WEBSTER Sam	NZL	_____
66	LEWIS Peter	AUS	_____
173	ARCHIBALD Matthew	NZL	_____

Communiqué approved by the President of the Commissaires Panel:

.....

17-19 January 2013

Communiqué no. 22

Men's Sprint / Vitesse hommes
Quarterfinals / Quart de finales
Results / Résultats

Sat 19 Jan 2013 - Race distance: 3 laps

Heat	Rank	Race Number	Name	Team Code	1st Race	2nd Race	Decider
1	1	168	PERALTA GASCON Juan	NAV	X	X	
	2	101	D'ALMEIDA Michaël	FRA	+0.037	+0.095	
2	1	109	NIEDERLAG Max	GER	+0.036	X	X
	2	176	WEBSTER Sam	NZL	X	+0.006	+3.200
3	1	137	NAKAGAWA Seiichiro	JPN	X	X	
	2	66	LEWIS Peter	AUS	+0.255	+0.003	
4	1	197	DMITRIEV Denis	RVL	+0.008	X	X
	2	173	ARCHIBALD Matthew	NZL	X	+0.167	+0.092

Qualification rule:

Winner of each heat qualifies to semifinals. Losers go to race for 5th-8th place.

Communiqué approved by the President of the Commissaires Panel:

.....

17-19 January 2013

Communiqué no. 21

Men's Sprint / Vitesse hommes
Quarterfinals / Quart de finales
Start List / Liste de départ

Sat 19 Jan 2013 - Race distance: 3 laps

Heat	Race Number	Name	Team Code	1st Race	2nd Race	Decider
1	168	PERALTA GASCON Juan	NAV	_____	_____	_____
	101	D'ALMEIDA Michaël	FRA	_____	_____	_____
2	109	NIEDERLAG Max	GER	_____	_____	_____
	176	WEBSTER Sam	NZL	_____	_____	_____
3	137	NAKAGAWA Seiichiro	JPN	_____	_____	_____
	66	LEWIS Peter	AUS	_____	_____	_____
4	197	DMITRIEV Denis	RVL	_____	_____	_____
	173	ARCHIBALD Matthew	NZL	_____	_____	_____

Qualification rule:

Winner of each heat qualifies to semifinals. Losers go to race for 5th-8th place.

Communiqué approved by the President of the Commissaires Panel:

.....

17-19 January 2013

Communiqué no. 20

Men's Sprint / Vitesse hommes
1/8 Finals / 1/8 de finales
Results / Résultats

Sat 19 Jan 2013 - Race distance: 3 laps

Heat	Rank	Race Number	Name	Team Code	Gap
1	1	168	PERALTA GASCON Juan	NAV	
	2	214	VYNOKUROV Andrii	UKR	+0.967
2	1	109	NIEDERLAG Max	GER	
	2	76	BARRETTE Hugo	CAN	+0.206
3	1	137	NAKAGAWA Seiichiro	JPN	
	2	105	SIREAU Kevin	FRA	+0.841
4	1	197	DMITRIEV Denis	RVL	
	2	83	WATANABE Kazunari	CCT	+0.765
5	1	173	ARCHIBALD Matthew	NZL	
	2	200	SHURSHIN Nikita	RVL	+0.084
6	1	66	LEWIS Peter	AUS	
	2	191	SHURSHIN Denis	RUS	+0.008
7	1	176	WEBSTER Sam	NZL	
	2	179	SAVITSKIY Valentin	PHL	+0.337
8	1	101	D'ALMEIDA Michaël	FRA	
	2	184	ESTERHUIZEN Bernard	RSA	+0.024

Qualification rule:

Winner of each heat qualifies to quarterfinals. Losers go to quarterfinals b.

Communiqué approved by the President of the Commissaires Panel:

NOTES

The average speed is taken over the last 200m

17-19 January 2013

Communiqué no. 19

Men's Sprint / Vitesse hommes
1/8 Finals / 1/8 de finales
Start List / Liste de départ

Sat 19 Jan 2013 - Race distance: 3 laps

Heat	Race Number	Name	Team Code	200m Time
1	168	PERALTA GASCON Juan	NAV	_____
	214	VYNOKUROV Andrii	UKR	_____
2	109	NIEDERLAG Max	GER	_____
	76	BARRETTE Hugo	CAN	_____
3	137	NAKAGAWA Seiichiro	JPN	_____
	105	SIREAU Kevin	FRA	_____
4	197	DMITRIEV Denis	RVL	_____
	83	WATANABE Kazunari	CCT	_____
5	173	ARCHIBALD Matthew	NZL	_____
	200	SHURSHIN Nikita	RVL	_____
6	66	LEWIS Peter	AUS	_____
	191	SHURSHIN Denis	RUS	_____
7	176	WEBSTER Sam	NZL	_____
	179	SAVITSKIY Valentin	PHL	_____
8	184	ESTERHUIZEN Bernard	RSA	_____
	101	D'ALMEIDA Michaël	FRA	_____

Qualification rule:

Winner of each heat qualifies to quarterfinals. Losers go to quarterfinals b.

Communiqué approved by the President of the Commissaires Panel:

.....

17-19 January 2013

Communiqué no. 28

Men's Sprint / Vitesse hommes**Finals B / Finales B****Results / Résultats**

Sat 19 Jan 2013 - Race distance: 3 laps

Heat	Rank	Race Number	Name	Team Code	Gap
2	9	184	ESTERHUIZEN Bernard	RSA	
	10	191	SHURSHIN Denis	RUS	+0.572
1	11	200	SHURSHIN Nikita	RVL	
	12	179	SAVITSKIY Valentin	PHL	+0.018

Communiqué approved by the President of the Commissaires Panel:

NOTES

The average speed is taken over the last 200m

17-19 January 2013

Communiqué no. 27

Men's Sprint / Vitesse hommes**Finals B / Finales B****Start List / Liste de départ**


Sat 19 Jan 2013 - Race distance: 3 laps

Heat	Race Number	Name	Team Code	200m Time
1	200	SHURSHIN Nikita	RVL	_____
	179 w	SAVITSKIY Valentin	PHL	_____
2	184 w	ESTERHUIZEN Bernard	RSA	_____
	191	SHURSHIN Denis	RUS	_____

Communiqué approved by the President of the Commissaires Panel:

LEGEND
w Warning

www.tissottiming.com

Timing and Results provided by 

CTM001000_C51E2 1.0

Report Created SAT 19 JAN 2013 13:31

Page 1/1

17-19 January 2013

Communiqué no. 26

Men's Sprint / Vitesse hommes**Semifinals B / Demi-finales B****Results / Résultats**

Sat 19 Jan 2013 - Race distance: 3 laps

Heat	Rank	Race Number	Name	Team Code	Gap
1	1	184	ESTERHUIZEN Bernard	RSA	
	2	200	SHURSHIN Nikita	RVL	+0.074
2	1	191	SHURSHIN Denis	RUS	
	2	179	SAVITSKIY Valentin	PHL	+0.013

Qualification rule:

Winners race for 9th and 10th. Losers race for 11th and 12th.

Communiqué approved by the President of the Commissaires Panel:

NOTES

The average speed is taken over the last 200m

17-19 January 2013

Communiqué no. 25

Men's Sprint / Vitesse hommes**Semifinals B / Demi-finales B****Start List / Liste de départ**

Sat 19 Jan 2013 - Race distance: 3 laps

Heat	Race Number	Name	Team Code	200m Time
1	184	w ESTERHUIZEN Bernard	RSA	_____
	200	SHURSHIN Nikita	RVL	_____
2	179	w SAVITSKIY Valentin	PHL	_____
	191	SHURSHIN Denis	RUS	_____


Qualification rule:

Winners race for 9th and 10th. Losers race for 11th and 12th.

Communiqué approved by the President of the Commissaires Panel:

LEGEND
w Warning

www.tissottiming.com

Timing and Results provided by 

CTM001000_C51E2 1.0

Report Created SAT 19 JAN 2013 13:12

Page 1/1

17-19 January 2013

Communiqué no. 24

Men's Sprint / Vitesse hommes
Quarterfinals B / Quart de finales B
Results / Résultats

Sat 19 Jan 2013 - Race distance: 3 laps

Heat	Rank	Race Number	Name	Team Code	Gap
1	1	184	ESTERHUIZEN Bernard	RSA	
	2	214	VYNOKUROV Andrii	UKR	+0.248
2	1	179	SAVITSKIY Valentin	PHL	
	2	76	BARRETTE Hugo	CAN	+0.216
3	1	191	SHURSHIN Denis	RUS	
	2	105	SIREAU Kevin	FRA	+0.072
4	1	200	SHURSHIN Nikita	RVL	
	2	83	WATANABE Kazunari	CCT	+0.350

Qualification rule:

Winner of each heat qualify to semifinals B.

No. 184 ESTERHUIZEN Bernard (RSA)Warning for not holding his/her line during the final sprint
Avertissement pour avoir quitté sa ligne pendant le sprint final**No. 179 SAVITSKIY Valentin (PHL)**Warning for not holding his/her line during the final sprint
Avertissement pour avoir quitté sa ligne pendant le sprint final

Communiqué approved by the President of the Commissaires Panel:

NOTES

The average speed is taken over the last 200m

17-19 January 2013

Communiqué no. 23

Men's Sprint / Vitesse hommes
Quarterfinals B / Quart de finales B
Start List / Liste de départ

Sat 19 Jan 2013 - Race distance: 3 laps

Heat	Race Number	Name	Team Code	200m Time
1	214	VYNOKUROV Andrii	UKR	_____
	184	ESTERHUIZEN Bernard	RSA	_____
2	76	BARRETTE Hugo	CAN	_____
	179	SAVITSKIY Valentin	PHL	_____
3	105	SIREAU Kevin	FRA	_____
	191	SHURSHIN Denis	RUS	_____
4	83	WATANABE Kazunari	CCT	_____
	200	SHURSHIN Nikita	RVL	_____

Qualification rule:

Winner of each heat qualify to semifinals B.

Communiqué approved by the President of the Commissaires Panel:

.....

17-19 January 2013

Communiqué no. 18

Men's Sprint / Vitesse hommes
Qualifying / Qualifications
Results / Résultats

Sat 19 Jan 2013 - Race distance: 200m flying start (3.5 laps)

World Record	9.572 KEVIN Sireau	FRA	Moscow (RUS)	30 MAY 2009
---------------------	--------------------	-----	--------------	-------------

Rank	Race Number	Name	Team Code	100m	Time 100-200	Average Speed km/h
1	168	PERALTA GASCON Juan	NAV	4.777 (1)	9.633 4.856 (1)	74.743
2	109	NIEDERLAG Max	GER	4.783 (2)	9.682 4.899 (3)	74.364
3	137	NAKAGAWA Seiichiro	JPN	4.844 (6)	9.702 4.858 (2)	74.211
4	197	DMITRIEV Denis	RVL	4.797 (3)	9.716 4.919 (6)	74.104
5	173	ARCHIBALD Matthew	NZL	4.817 (4)	9.737 4.920 (7)	73.944
6	66	LEWIS Peter	AUS	4.842 (5)	9.747 4.905 (4)	73.868
7	176	WEBSTER Sam	NZL	4.852 (7)	9.772 4.920 (7)	73.679
8	184	ESTERHUIZEN Bernard	RSA	4.874 (11)	9.786 4.912 (5)	73.574
9	101	D'ALMEIDA Michaël	FRA	4.853 (8)	9.795 4.942 (11)	73.506
10	179	SAVITSKIY Valentin	PHL	4.872 (10)	9.807 4.935 (10)	73.416
11	191	SHURSHIN Denis	RUS	4.862 (9)	9.813 4.951 (12)	73.372
12	200	SHURSHIN Nikita	RVL	4.890 (14)	9.823 4.933 (9)	73.297
13	83	WATANABE Kazunari	CCT	4.879 (12)	9.850 4.971 (14)	73.096
14	105	SIREAU Kevin	FRA	4.892 (15)	9.864 4.972 (15)	72.992
15	76	BARRETTE Hugo	CAN	4.916 (17)	9.888 4.972 (15)	72.815
16	214	VYNOKUROV Andrii	UKR	4.928 (21)	9.895 4.967 (13)	72.764
17	81	KAWABATA Tomoyuki	CCT	4.882 (13)	9.902 5.020 (21)	72.712
18	93	BABEK Tomas	CZE	4.922 (19)	9.911 4.989 (18)	72.646
19	64	BULLEN Mitchell	AUS	4.927 (20)	9.914 4.987 (17)	72.624
20	120	VOLIKAKIS Christos	GRE	4.945 (25)	9.954 5.009 (19)	72.332
21	164	XU Chao	MSP	4.936 (23)	9.958 5.022 (22)	72.303
22	117	WEI Jiren	GPC	4.910 (16)	9.959 5.049 (27)	72.296
23	126	MULLEN Eoin	IRL	4.918 (18)	9.965 5.047 (26)	72.252
24	178	OKUNEV Ilya	PHL	4.965 (26)	9.984 5.019 (20)	72.115
25	170	BUCHLI Matthijs	NED	4.935 (22)	9.994 5.059 (30)	72.043

17-19 January 2013

Communiqué no. 18

Men's Sprint / Vitesse hommes
Qualifying / Qualifications
Results / Résultats

Sat 19 Jan 2013 - Race distance: 200m flying start (3.5 laps)

World Record	9.572 KEVIN Sireau	FRA	Moscow (RUS)	30 MAY 2009
---------------------	--------------------	-----	--------------	-------------

Rank	Race Number	Name	Team Code	100m	Time 100-200	Average Speed km/h
26	188	RUSSKIKH Andrey	RUS	4.936 (23)	9.997 5.061 (31)	72.021
27	171	HOOGLAND Jeffrey	NED	4.977 (29)	9.999 5.022 (22)	72.007
28	166	ALIAGA CHIVITE Sergio	NAV	4.976 (28)	10.033 5.057 (29)	71.763
29	115	FENG Yong	GPC	4.973 (27)	10.037 5.064 (33)	71.734
30	108	ASSMUS Richard	GER	4.993 (33)	10.054 5.061 (31)	71.613
31	78	VELOCE Joseph	CAN	4.986 (30)	10.059 5.073 (35)	71.577
32	183	MAKSEL Krzysztof	POL	4.992 (32)	10.060 5.068 (34)	71.570
33	128	CECI Francesco	ITA	5.032 (36)	10.063 5.031 (25)	71.549
34	121	VOLIKAKIS Zafeiris	GRE	4.987 (31)	10.063 5.076 (36)	71.549
35	95	WAGNER Robin	CZE	5.010 (34)	10.089 5.079 (37)	71.364
36	60	BOTASSO Leandro Hernan	ARG	5.046 (37)	10.102 5.056 (28)	71.273
37	138	WADA Makuru	JPN	5.084 (40)	10.114 5.030 (24)	71.188
38	208	KUTSENKO Andriy	UKR	5.027 (35)	10.189 5.162 (39)	70.664
39	62	PERRUCHOU Pablo Javier	ARG	5.053 (38)	10.195 5.142 (38)	70.622
40	162	WANG Qiming	MSP	5.073 (39)	10.238 5.165 (40)	70.326
41	219	ARAUJO Yhonny	VEN	5.120 (41)	10.341 5.221 (41)	69.625
42	148	MEJIA Bernardo	MEX	5.216 (45)	10.498 5.282 (42)	68.584
43	75	MCLEAN Haseem	BCN	5.177 (43)	10.499 5.322 (43)	68.577
44	221	MARCANO Cesar	VEN	5.154 (42)	10.532 5.378 (45)	68.363
45	206	CECI Davide	TCD	5.223 (46)	10.570 5.347 (44)	68.117
46	149	RODRIGUEZ Jose Arturo	MEX	5.212 (44)	10.605 5.393 (46)	67.892
47	3	COCQUYT Nicky	BEL	5.439 (47)	10.919 5.480 (48)	65.940
48	130	GRAZIAN Christian	ITA	5.477 (48)	10.948 5.471 (47)	65.765
49	98	MAGAÑA Rene	ESA	5.571 (49)	11.432 5.861 (49)	62.981

17-19 January 2013

Communiqué no. 18

Men's Sprint / Vitesse hommes**Qualifying / Qualifications****Results / Résultats**

Sat 19 Jan 2013 - Race distance: 200m flying start (3.5 laps)

World Record	9.572	KEVIN Sireau	FRA	Moscow (RUS)	30 MAY 2009
---------------------	-------	--------------	-----	--------------	-------------

Rank	Race Number	Name	Team Code	100m	Time 100-200	Average Speed km/h
------	-------------	------	-----------	------	--------------	--------------------

Qualification rule:

Top 16 riders qualify for 1/8 finals

Communiqué approved by the President of the Commissaires Panel:

.....

17-19 January 2013

Communiqué no. 17

Men's Sprint / Vitesse hommes
Qualifying / Qualifications
Start List / Liste de départ

Sat 19 Jan 2013 - Race distance: 200m flying start (3.5 laps)

World Record	9.572 KEVIN Sireau	FRA	Moscow (RUS)	30 MAY 2009
---------------------	--------------------	-----	--------------	-------------

Order	Race Number	Name	Team Code	Time
1	3	COCQUYT Nicky	BEL	_____
2	78	VELOCE Joseph	CAN	_____
3	164	XU Chao	MSP	_____
4	98	MAGAÑA Rene	ESA	_____
5	121	VOLIKAKIS Zafeiris	GRE	_____
6	148	MEJIA Bernardo	MEX	_____
7	130	GRAZIAN Christian	ITA	_____
8	115	FENG Yong	GPC	_____
9	108	ASSMUS Richard	GER	_____
10	138	WADA Makuru	JPN	_____
11	219	ARAUJO Yhonny	VEN	_____
12	162	WANG Qiming	MSP	_____
13	117	WEI Jiren	GPC	_____
14	76	BARRETTE Hugo	CAN	_____
15	64	BULLEN Mitchell	AUS	_____
16	149	RODRIGUEZ Jose Arturo	MEX	_____
17	62	PERRUCHOUD Pablo Javier	ARG	_____
18	171	HOOGLAND Jeffrey	NED	_____
19	208	KUTSENKO Andriy	UKR	_____
20	101	D'ALMEIDA Michaël	FRA	_____
21	206	CECI Davide	TCD	_____
22	183	MAKSEL Krzysztof	POL	_____
23	75	MCLEAN Haseem	BCN	_____
24	166	ALIAGA CHIVITE Sergio	NAV	_____
25	95	WAGNER Robin	CZE	_____
26	170	BUCHLI Matthijs	NED	_____
27	188	RUSSKIKH Andrey	RUS	_____
28	191	SHURSHIN Denis	RUS	_____
29	221	MARCANO Cesar	VEN	_____
30	83	WATANABE Kazunari	CCT	_____
31	126	MULLEN Eoin	IRL	_____
32	128	CECI Francesco	ITA	_____
33	214	VYNOKUROV Andrii	UKR	_____
34	173	ARCHIBALD Matthew	NZL	_____
35	184	ESTERHUIZEN Bernard	RSA	_____

17-19 January 2013

Communiqué no. 17

Men's Sprint / Vitesse hommes**Qualifying / Qualifications****Start List / Liste de départ**

Sat 19 Jan 2013 - Race distance: 200m flying start (3.5 laps)

World Record	9.572	KEVIN Sireau	FRA	Moscow (RUS)	30 MAY 2009
---------------------	-------	--------------	-----	--------------	-------------

Order	Race Number	Name	Team Code	Time
36	93	BABEK Tomas	CZE	_____
37	120	VOLIKAKIS Christos	GRE	_____
38	176	WEBSTER Sam	NZL	_____
39	137	NAKAGAWA Seiichiro	JPN	_____
40	60	BOTASSO Leandro Hernan	ARG	_____
41	66	LEWIS Peter	AUS	_____
42	105	SIREAU Kevin	FRA	_____
43	178	OKUNEV Ilya	PHL	_____
44	109	NIEDERLAG Max	GER	_____
45	200	SHURSHIN Nikita	RVL	_____
46	168	PERALTA GASCON Juan	NAV	_____
47	179	SAVITSKIY Valentin	PHL	_____
48	81	KAWABATA Tomoyuki	CCT	_____
49	197	DMITRIEV Denis	RVL	_____

Qualification rule:

Top 16 riders qualify for 1/8 finals

Communiqué approved by the President of the Commissaires Panel:

.....

Men's Keirin / Keirin hommes
World Cup Results / Classement coupe du monde
 As of FRI 18 JAN 2013

Event No 1	Cali (COL)	11-13.OCT.2012
Event No 2	Glasgow (GBR)	16-18.NOV.2012
Event No 3	Aguascalientes (MEX)	17-19.JAN.2013

Rank	Name	Team Code	Event No 1	Event No 2	Event No 3	Total Points
1	BUCHLI Matthijs	NED			12	12
2	BOETTICHER Stefan	GER		12		12
3	PUERTA Fabian	COL	12			12
4	LAFARGUE Quentin	FRA	6	6		12
5	WATANABE Kazunari	CCT			10	10
6	LEWIS Peter	JAY		10		10
7	KAWABATA Tomoyuki	JPN	10			10
8	DMITRIEV Denis	RVL		4	6	10
9	PERVIS Francois	FRA			8	8
10	SAKAMOTO Takashi	JPN		8		8
11	SCHROEDER Marc	GER	8			8
12	VERDUGO OSUNA Edgar Ismael	MEX			7	7
13	KENNY Jason	GBR		7		7
14	MORENO SANCHEZ Jose	ESP	7			7
15	OKUNEV Ilya	RUS	5	2		7
16	VOLIKAKIS Christos	GRE			5	5
17	DAWKINS Edward	NZL			4	4
18	PULGAR Angel	VEN	4			4
19	BULLEN Mitchell	AUS			3	3
20	PTACNIK Adam	CZE		3		3
21	CECI Francesco	ITA	3			3
22	KELEMEN Pavel	CZE			2	2
23	BAO Saifei	CHN	2			2
24	SAVITSKIY Valentin	PHL			1	1
25	BOTTASSO Leandro Hernan	ARG	1			1

Men's Keirin / Keirin hommes
Results and Final Classification / Résultats et classement final

Fri 18 Jan 2013 - Race distance: 8 laps

Heat	Rank	Race Number	Name	Team Code	Gap
Final 1-6	1	170	BUCHLI Matthijs	NED	
	2	83	WATANABE Kazunari	CCT	+0.025
	3	104	PERVIS Francois	FRA	+0.030
	4	150	VERDUGO OSUNA Edgar Ismael	MEX	+0.098
	5	197	DMITRIEV Denis	RVL	+0.470
	6	120	VOLIKAKIS Christos	GRE	REL
Final 7-12	7	174	DAWKINS Edward	NZL	
	8	64	BULLEN Mitchell	AUS	+0.325
	9	94	KELEMEN Pavel	CZE	+0.334
	10	179	SAVITSKIY Valentin	PHL	+0.390
	11	184	ESTERHUIZEN Bernard	RSA	+0.399
	12	112	SCHROEDER Marc	GER	+0.991
	13	128	CECI Francesco	ITA	
	13	161	TANG Qi	MSP	
	13	183	MAKSEL Krzysztof	POL	
	13	191	SHURSHIN Denis	RUS	
	17	60	BOTASSO Leandro Hernan	ARG	
	17	76	BARRETTE Hugo	CAN	
	17	115	FENG Yong	GPC	
	17	167	MORENO SANCHEZ Jose	NAV	
	21	75	MCLEAN Haseem	BCN	
	21	137	NAKAGAWA Seiichiro	JPN	
	21	214	VYNOKUROV Andrii	UKR	
	21	221	MARCANO Cesar	VEN	
	25	98	MAGAÑA Rene	ESA	
	25	126	MULLEN Eoin	IRL	
	25	206	CECI Davide	TCD	

No. 120 VOLIKAKIS Christos (GRE)

Relegation for entering the sprinter's lane when the opponent was already there

Déclassement pour être entré dans le couloir des sprinters alors que son adversaire s'y trouvait déjà

Communiqué approved by the President of the Commissaires Panel:

LEGEND
 REL Relegated

Men's Keirin / Keirin hommes**Finals / Finales****Start List / Liste de départ**

Fri 18 Jan 2013 - Race distance: 8 laps

Heat	Race Number	Name	Team Code
Final 7-12	64	BULLEN Mitchell	AUS
	94	KELEMEN Pavel	CZE
	112	SCHROEDER Marc	GER
	174	DAWKINS Edward	NZL
	179	SAVITSKIY Valentin	PHL
	184	ESTERHUIZEN Bernard	RSA
Final 1-6	83	WATANABE Kazunari	CCT
	104	PERVIS Francois	FRA
	120	VOLIKAKIS Christos	GRE
	150	VERDUGO OSUNA Edgar Ismael	MEX
	170	BUCHLI Matthijs	NED
	197	DMITRIEV Denis	RVL

Communiqué approved by the President of the Commissaires Panel:

.....

17-19 January 2013

Communiqué no. 42

Men's Keirin / Keirin hommes
Second Round / Deuxième tour
Results / Résultats

Fri 18 Jan 2013 - Race distance: 8 laps

Heat	Rank	Race Number	Name	Team Code	Gap
1	1	104	PERVIS Francois	FRA	
	2	170	BUCHLI Matthijs	NED	+0.047
	3	150	VERDUGO OSUNA Edgar Ismael	MEX	+0.123
	4	179	SAVITSKIY Valentin	PHL	+0.246
	5	64	BULLEN Mitchell	AUS	+0.495
	6	184	ESTERHUIZEN Bernard	RSA	+0.625
2	1	120	VOLIKAKIS Christos	GRE	
	2	83	WATANABE Kazunari	CCT	+0.108
	3	197	DMITRIEV Denis	RVL	+0.233
	4	94	KELEMEN Pavel	CZE	+0.532
	5	112	SCHROEDER Marc	GER	+0.553
	6	174	DAWKINS Edward	NZL	REL

Qualification rule:

First 3 riders in each heat qualify to final 1-6 and the others to final 7-12.

No. 174 DAWKINS Edward (NZL)

 Relegation for not holding his/her line during the final sprint
 Déclassement pour avoir quitté sa ligne pendant le sprint final

Communiqué approved by the President of the Commissaires Panel:

LEGEND
 REL Relegated

17-19 January 2013

Communiqué no. 41

Men's Keirin / Keirin hommes
Second Round / Deuxième tour
Start List / Liste de départ

Fri 18 Jan 2013 - Race distance: 8 laps

Heat	Race Number	Name	Team Code
1	64	BULLEN Mitchell	AUS
	104	PERVIS Francois	FRA
	150	VERDUGO OSUNA Edgar Ismael	MEX
	170	BUCHLI Matthijs	NED
	179	SAVITSKIY Valentin	PHL
	184	ESTERHUIZEN Bernard	RSA
2	83	WATANABE Kazunari	CCT
	94	KELEMEN Pavel	CZE
	112	SCHROEDER Marc	GER
	120	VOLIKAKIS Christos	GRE
	174	DAWKINS Edward	NZL
	197	DMITRIEV Denis	RVL

Qualification rule:

First 3 riders in each heat qualify to final 1-6 and the others to final 7-12.

Communiqué approved by the President of the Commissaires Panel:

.....

17-19 January 2013

Communiqué no. 40

Men's Keirin / Keirin hommes
First Round Repechage / Repêchage premier tour
Results / Résultats

Fri 18 Jan 2013 - Race distance: 8 laps

Heat	Rank	Race Number	Name	Team Code	Gap
1	1	64	BULLEN Mitchell	AUS	
	2	128	CECI Francesco	ITA	+0.014
	3	115	FENG Yong	GPC	+0.124
	4	137	NAKAGAWA Seiichiro	JPN	+0.879
2	1	94	KELEMEN Pavel	CZE	
	2	183	MAKSEL Krzysztof	POL	+0.026
	3	60	BOTASSO Leandro Hernan	ARG	+0.120
	4	75	MCLEAN Haseem	BCN	+0.332
	5	126	MULLEN Eoin	IRL	+0.442
3	1	197	DMITRIEV Denis	RVL	
	2	161	TANG Qi	MSP	+0.315
	3	167	MORENO SANCHEZ Jose	NAV	+0.404
	4	214	VYNOKUROV Andrii	UKR	+0.613
	5	206	CECI Davide	TCD	+2.601
4	1	179	SAVITSKIY Valentin	PHL	
	2	191	SHURSHIN Denis	RUS	+0.080
	3	76	BARRETTE Hugo	CAN	+0.203
	4	221	MARCANO Cesar	VEN	+0.484
	5	98	MAGAÑA Rene	ESA	+1.625

Qualification rule:

First 1 rider in each heat qualify to second round.

No. 75 MCLEAN Haseem (BCN)

Warning for entering the sprinter's lane when the opponent was already there

Avertissement pour être entré dans le couloir des sprinters alors que son adversaire s'y trouvait déjà

Communiqué approved by the President of the Commissaires Panel:

17-19 January 2013

Communiqué no. 39

Men's Keirin / Keirin hommes
First Round Repechage / Repêchage premier tour
Start List / Liste de départ

Fri 18 Jan 2013 - Race distance: 8 laps

Heat	Race Number	Name	Team Code
1	64	BULLEN Mitchell	AUS
	115	FENG Yong	GPC
	128	CECI Francesco	ITA
	137	NAKAGAWA Seiichiro	JPN
2	60	BOTASSO Leandro Hernan	ARG
	75	MCLEAN Haseem	BCN
	94	KELEMEN Pavel	CZE
	126	MULLEN Eoin	IRL
	183	MAKSEL Krzysztof	POL
3	161	TANG Qi	MSP
	167	MORENO SANCHEZ Jose	NAV
	197	DMITRIEV Denis	RVL
	206	CECI Davide	TCD
	214	VYNOKUROV Andrii	UKR
4	76	BARRETTE Hugo	CAN
	98	MAGAÑA Rene	ESA
	179	SAVITSKIY Valentin	PHL
	191	SHURSHIN Denis	RUS
	221	MARCANO Cesar	VEN

Qualification rule:

First 1 rider in each heat qualify to second round.

Communiqué approved by the President of the Commissaires Panel:

.....

17-19 January 2013

Communiqué no. 38

Men's Keirin / Keirin hommes
First Round / Premier tour
Results / Résultats

Fri 18 Jan 2013 - Race distance: 8 laps

Heat	Rank	Race Number	Name	Team Code	Gap
1	1	170	BUCHLI Matthijs	NED	
	2	112	SCHROEDER Marc	GER	+0.028
	3	137	NAKAGAWA Seiichiro	JPN	+0.065
	4	221	MARCANO Cesar	VEN	+0.658
	5	206	CECI Davide	TCD	+0.975
	6	126	MULLEN Eoin	IRL	+1.243
2	1	174	DAWKINS Edward	NZL	
	2	184	ESTERHUIZEN Bernard	RSA	+0.054
	3	75	MCLEAN Haseem	BCN	+0.383
	4	197	DMITRIEV Denis	RVL	+0.473
	5	183	MAKSEL Krzysztof	POL	+0.514
	6	128	CECI Francesco	ITA	+1.050
	7	98	MAGAÑA Rene	ESA	+2.232
3	1	83	WATANABE Kazunari	CCT	
	2	150	VERDUGO OSUNA Edgar Ismael	MEX	+0.197
	3	167	MORENO SANCHEZ Jose	NAV	+0.237
	4	94	KELEMEN Pavel	CZE	+0.849
	5	115	FENG Yong	GPC	+1.016
	6	191	SHURSHIN Denis	RUS	+1.051
	7	214	VYNOKUROV Andrii	UKR	+1.137
4	1	104	PERVIS Francois	FRA	
	2	120	VOLIKAKIS Christos	GRE	+0.097
	3	179	SAVITSKIY Valentin	PHL	+0.320
	4	64	BULLEN Mitchell	AUS	+0.345
	5	76	BARRETTE Hugo	CAN	+0.355
	6	161	TANG Qi	MSP	+0.607
	7	60	BOTASSO Leandro Hernan	ARG	+0.840

Qualification rule:

First 2 riders in each heat qualify to the second round, remainder to first round repechages.

Communiqué approved by the President of the Commissaires Panel:

17-19 January 2013

Communiqué no. 37

Men's Keirin / Keirin hommes
First Round / Premier tour
Start List / Liste de départ

Fri 18 Jan 2013 - Race distance: 8 laps

Heat	Race Number	Name	Team Code
1	112	SCHROEDER Marc	GER
	126	MULLEN Eoin	IRL
	137	NAKAGAWA Seiichiro	JPN
	170	BUCHLI Matthijs	NED
	205	TJON EN FA Jair	SUR
	206	CECI Davide	TCD
	221	MARCANO Cesar	VEN
2	75	MCLEAN Haseem	BCN
	98	MAGAÑA Rene	ESA
	128	CECI Francesco	ITA
	174	DAWKINS Edward	NZL
	183	MAKSEL Krzysztof	POL
	184	ESTERHUIZEN Bernard	RSA
	197	DMITRIEV Denis	RVL
3	83	WATANABE Kazunari	CCT
	94	KELEMEN Pavel	CZE
	115	FENG Yong	GPC
	150	VERDUGO OSUNA Edgar Ismael	MEX
	167	MORENO SANCHEZ Jose	NAV
	191	SHURSHIN Denis	RUS
	214	VYNOKUROV Andrii	UKR
4	60	BOTASSO Leandro Hernan	ARG
	64	BULLEN Mitchell	AUS
	76	BARRETTE Hugo	CAN
	104	PERVIS Francois	FRA
	120	VOLIKAKIS Christos	GRE
	161	TANG Qi	MSP
	179	SAVITSKIY Valentin	PHL

Qualification rule:

First 2 riders in each heat qualify to the second round, remainder to first round repechages.

Communiqué approved by the President of the Commissaires Panel:

.....

Men's Team Pursuit / Poursuite par équipes hommes
World Cup Results / Classement coupe du monde

As of THU 17 JAN 2013

Event No 1	Cali (COL)	11-13.OCT.2012
Event No 2	Glasgow (GBR)	16-18.NOV.2012
Event No 3	Aguascalientes (MEX)	17-19.JAN.2013

Rank	Name	Team Code	Event No 1	Event No 2	Event No 3	Total Points
1	SWITZERLAND	SUI	8	6	10	24
2	RUSSIA	RUS	10		12	22
3	UKRAINE	UKR	6	5	6	17
4	BELGIUM	BEL	7	8		15
5	DENMARK	DEN		12		12
6	COLOMBIA	COL	12			12
7	GERMANY	GER		10		10
8	ITALY	ITA	2		8	10
9	AUSTRALIA	AUS			7	7
10	SPAIN	ESP		7		7
11	VENEZUELA	VEN	5		2	7
12	FRANCE	FRA		2	4	6
13	MAX SUCCESS PRO CYCLING	MSP			5	5
14	LOKOSPHINX	LOK		4		4
15	ARGENTINA	ARG	4			4
16	HONG KONG	HKG			3	3
17	CZECH REPUBLIC	CZE		3		3
18	BELARUS	BLR	3			3
19	KAZAKHSTAN	KAZ	1	1		2
20	MEXICO	MEX			1	1

17-19 January 2013

Communiqué no. 49

Men's Team Pursuit / Poursuite par équipes hommes
Results and Final Classification / Résultats et classement final
 Thu 17 Jan 2013 - Race distance: 4000m

World Record	3:51.659 GBR - Great Britain	London (GBR)	3 AUG 2012
---------------------	------------------------------	--------------	------------

Rank	Team / Name	1000m	2000m 1000-2000	3000m 2000-3000	Time 3000-4000	Average Speed km/h
GOLD	1 RUS - Russia 185 KOVALEV Evgeny 189 SAVITCKIY Ivan 190 SEROV Alexander 192 ZHURKIN Nikolay (X)	1:02.955	2:00.682 57.727	2:59.409 58.727	4:00.970 1:01.561	59.758
SILVER	2 SUI - Switzerland 34 PERIZZOLO Loic (X) 202 BOHLI Tom 203 DILLIER Silvan 204 KUENG Stefan	1:04.205	2:03.154 58.949	3:03.116 59.962	4:03.604 1:00.488	59.112
BRONZE	3 ITA - Italy 127 BERTAZZO Liam 129 COLEDAN Marco 131 LAMON Francesco 132 SCARTEZZINI Michele (X)	1:04.779	2:03.664 58.885	3:03.270 59.606	4:04.453 1:01.183	58.907
	4 AUS - Australia 1 DERECOURT Trent (X) 65 CUMMINGS Jack 67 LOFT Peter 68 MCMANUS Tirian	1:05.018	2:03.944 58.926	3:04.669 1:00.725	4:08.425 1:03.756	57.965
	5 UKR - Ukraine 209 LAGKUTI Sergiy 210 LOBOV Oleksandr 211 RADIONOV Mykhaylo 213 SHCHEDOV Vitaliy					
	6 MSP - MAX SUCCESS PRO CYCLING 159 JIANG Kun 160 SHI Tao 163 WU Wenguo 165 ZHAO Kang					
	7 FRA - France 15 BRISSE Vivien 100 BOUDAT Thomas 102 LE ROUX Romain 103 LESELLIER Kévin					
	8 HKG - Hong Kong 21 KWOK Ho Ting 122 CHEUNG King Lok 123 CHEUNG King Wai 124 LEUNG Chun Wing					

17-19 January 2013

Communiqué no. 49

Men's Team Pursuit / Poursuite par équipes hommes
Results and Final Classification / Résultats et classement final
 Thu 17 Jan 2013 - Race distance: 4000m

World Record	3:51.659 GBR - Great Britain	London (GBR)	3 AUG 2012
---------------------	------------------------------	--------------	------------

Rank	Team / Name	1000m	2000m 1000-2000	3000m 2000-3000	Time 3000-4000	Average Speed km/h
9	VEN - Venezuela					
	40 FIGUEROA Randall					
	220 BRICEÑO Manuel					
	224 RAMOS QUERALES Jose Antonio					
	226 YAGUARO Isaac					
10	MEX - Mexico					
	27 MALDONADO RAYAS Edibaldo					
	144 AGUIRRE INFANTE Jose Alfredo					
	145 AGUIRRE INFANTE José Ramon					
	151 YEPEZ ARELLANO Diego Johnathan					
11	KAZ - Kazakhstan					
	26 LYALKO Alexey					
	141 LUKYANOV Dmitriy					
	142 OMIRZAKOV Dias					
	143 ZAKHAROV Artyom					
12	GER - Germany					
	17 ACKERMANN Pascal					
	110 RACKWITZ Daniel					
	111 SCHAFFNER Moritz					
	113 WEINSTEIN Domenic					

Communiqué approved by the President of the Commissaires Panel:

.....

LEGEND
(X) Rider pulled out before the finish

17-19 January 2013

Men's Team Pursuit / Poursuite par équipes hommes
Finals / Finales
Race Analysis / Analyse de la course

Thu 17 Jan 2013

BRONZE

ITA - Italy				AUS - Australia			
Distance	Time	Rank	Lap Time	Distance	Time	Rank	Lap Time
125m	13.523	2		125m	12.959	1	
250m	21.358	2	21.358	250m	20.763	1	20.763
375m	28.829	2		375m	28.305	1	
500m	36.026	2	14.668	500m	35.636	1	14.873
625m	43.298	2		625m	43.040	1	
750m	50.420	2	14.394	750m	50.325	1	14.689
875m	57.663	1		875m	57.737	2	
1000m	1:04.779	1	14.359	1000m	1:05.018	2	14.693
1125m	1:12.020	1		1125m	1:12.346	2	
1250m	1:19.286	1	14.507	1250m	1:19.582	2	14.564
1375m	1:26.776	1		1375m	1:26.947	2	
1500m	1:34.068	1	14.782	1500m	1:34.146	2	14.564
1625m	1:41.346	1		1625m	1:41.577	2	
1750m	1:48.744	1	14.676	1750m	1:48.974	2	14.828
1875m	1:56.149	1		1875m	1:56.587	2	
2000m	2:03.664	1	14.920	2000m	2:03.944	2	14.970
2125m	2:10.972	1		2125m	2:11.507	2	
2250m	2:18.313	1	14.649	2250m	2:18.993	2	15.049
2375m	2:25.625	1		2375m	2:26.698	2	
2500m	2:33.104	1	14.791	2500m	2:34.141	2	15.148
2625m	2:40.525	1		2625m	2:41.699	2	
2750m	2:48.029	1	14.925	2750m	2:49.084	2	14.943
2875m	2:55.702	1		2875m	2:56.783	2	
3000m	3:03.270	1	15.241	3000m	3:04.669	2	15.585
3125m	3:10.891	1		3125m	3:12.323	2	
3250m	3:18.274	1	15.004	3250m	3:20.180	2	15.511
3375m	3:25.853	1		3375m	3:28.079	2	
3500m	3:33.569	1	15.295	3500m	3:36.259	2	16.079
3625m	3:41.243	1		3625m	3:44.309	2	
3750m	3:49.117	1	15.548	3750m	3:52.229	2	15.970
3875m	3:56.670	1		3875m	4:00.251	2	
4000m	4:04.453	1	15.336	4000m	4:08.425	2	16.196

17-19 January 2013

Men's Team Pursuit / Poursuite par équipes hommes
Finals / Finales
Race Analysis / Analyse de la course

Thu 17 Jan 2013

GOLD

RUS - Russia				SUI - Switzerland			
Distance	Time	Rank	Lap Time	Distance	Time	Rank	Lap Time
125m	13.042	1		125m	13.101	2	
250m	20.557	1	20.557	250m	20.816	2	20.816
375m	27.766	1		375m	28.039	2	
500m	34.689	1	14.132	500m	35.250	2	14.434
625m	41.713	1		625m	42.408	2	
750m	48.678	1	13.989	750m	49.738	2	14.488
875m	55.864	1		875m	56.963	2	
1000m	1:02.955	1	14.277	1000m	1:04.205	2	14.467
1125m	1:10.180	1		1125m	1:11.541	2	
1250m	1:17.403	1	14.448	1250m	1:18.853	2	14.648
1375m	1:24.797	1		1375m	1:26.229	2	
1500m	1:31.983	1	14.580	1500m	1:33.702	2	14.849
1625m	1:39.182	1		1625m	1:41.011	2	
1750m	1:46.270	1	14.287	1750m	1:48.321	2	14.619
1875m	1:53.510	1		1875m	1:55.740	2	
2000m	2:00.682	1	14.412	2000m	2:03.154	2	14.833
2125m	2:08.062	1		2125m	2:10.564	2	
2250m	2:15.452	1	14.770	2250m	2:17.959	2	14.805
2375m	2:22.680	1		2375m	2:25.537	2	
2500m	2:29.977	1	14.525	2500m	2:33.017	2	15.058
2625m	2:37.162	1		2625m	2:40.585	2	
2750m	2:44.503	1	14.526	2750m	2:48.021	2	15.004
2875m	2:51.868	1		2875m	2:55.635	2	
3000m	2:59.409	1	14.906	3000m	3:03.116	2	15.095
3125m	3:06.822	1		3125m	3:10.675	2	
3250m	3:14.440	1	15.031	3250m	3:18.144	2	15.028
3375m	3:21.912	1		3375m	3:25.907	2	
3500m	3:29.508	1	15.068	3500m	3:33.576	2	15.432
3625m	3:37.126	1		3625m	3:41.366	2	
3750m	3:44.953	1	15.445	3750m	3:48.841	2	15.265
3875m	3:52.753	1		3875m	3:56.232	2	
4000m	4:00.970	1	16.017	4000m	4:03.604	2	14.763

17-19 January 2013

Communiqué no. 48

Men's Team Pursuit / Poursuite par équipes hommes
Finals / Finales
Start List / Liste de départ

Thu 17 Jan 2013 - Race distance: 4000m

World Record	3:51.659	GBR - Great Britain	London (GBR)	3 AUG 2012
---------------------	----------	---------------------	--------------	------------

Heat	Race Number	Team / Name	Time
FOR BRONZE		ITA - Italy	_____
	127	BERTAZZO Liam	
	129	COLEDAN Marco	
	131	LAMON Francesco	
	132	SCARTEZZINI Michele	
		AUS - Australia	_____
	1	DERECOURT Trent	
	65	CUMMINGS Jack	
	67	LOFT Peter	
	68	MCMANUS Tirian	
FOR GOLD		RUS - Russia	_____
	185	KOVALEV Evgeny	
	189	SAVITCKIY Ivan	
	190	SEROV Alexander	
	192	ZHURKIN Nikolay	
		SUI - Switzerland	_____
	34	PERIZZOLO Loic	
	202	BOHLI Tom	
	203	DILLIER Silvan	
	204	KUENG Stefan	

Communiqué approved by the President of the Commissaires Panel:

NOTES

The composition of the teams may be subject to change up to one (1) hour before the start of the race

17-19 January 2013

Communiqué no. 47

Men's Team Pursuit / Poursuite par équipes hommes
Qualifying / Qualifications
Results / Résultats

Thu 17 Jan 2013 - Race distance: 4000m

World Record	3:51.659 GBR - Great Britain	London (GBR)	3 AUG 2012
---------------------	------------------------------	--------------	------------

Rank	Team / Name	1000m	2000m 1000-2000	3000m 2000-3000	Time 3000-4000	Average Speed km/h
1	RUS - Russia	1:03.628 (1)	2:01.885 (1)	3:00.397 (1)	4:00.494	59.876
	185 KOVALEV Evgeny		58.257 (1)	58.512 (1)	1:00.097 (3)	
	189 SAVITCKIY Ivan					
	190 SEROV Alexander					
	192 ZHURKIN Nikolay (X)					
2	SUI - Switzerland	1:04.319 (2)	2:03.438 (3)	3:02.944 (2)	4:02.504	59.380
	34 PERIZZOLO Loic		59.119 (3)	59.506 (4)	59.560 (2)	
	202 BOHLI Tom					
	203 DILLIER Silvan					
	204 KUENG Stefan					
3	ITA - Italy	1:06.126 (7)	2:05.717 (6)	3:05.098 (5)	4:04.516	58.891
	127 BERTAZZO Liam		59.591 (6)	59.381 (3)	59.418 (1)	
	129 COLEDAN Marco					
	131 LAMON Francesco					
	132 SCARTEZZINI Michele					
4	AUS - Australia	1:04.475 (3)	2:03.245 (2)	3:03.259 (3)	4:04.524	58.889
	1 DERECOURT Trent		58.770 (2)	1:00.014 (5)	1:01.265 (5)	
	65 CUMMINGS Jack					
	67 LOFT Peter (X)					
	68 MCMANUS Tirian					
5	UKR - Ukraine	1:05.590 (6)	2:04.891 (4)	3:04.253 (4)	4:05.072	58.758
	209 LAGKUTI Sergiy		59.301 (5)	59.362 (2)	1:00.819 (4)	
	210 LOBOV Oleksandr					
	211 RADIONOV Mykhaylo (X)					
	213 SHCHEDOV Vitaliy					
6	MSP - MAX SUCCESS PRO CYCLING	1:06.248 (8)	2:05.382 (5)	3:05.696 (6)	4:07.957	58.074
	159 JIANG Kun		59.134 (4)	1:00.314 (6)	1:02.261 (6)	
	160 SHI Tao (X)					
	163 WU Wenguo					
	165 ZHAO Kang					
7	FRA - France	1:06.503 (10)	2:06.535 (9)	3:07.717 (7)	4:09.986	57.603
	15 BRISSE Vivien		1:00.032 (9)	1:01.182 (7)	1:02.269 (7)	
	100 BOUDAT Thomas					
	102 LE ROUX Romain					
	103 LESELLIER Kévin (X)					
8	HKG - Hong Kong	1:05.465 (5)	2:06.189 (8)	3:07.836 (8)	4:10.895	57.394
	21 KWOK Ho Ting		1:00.724 (10)	1:01.647 (8)	1:03.059 (9)	
	122 CHEUNG King Lok					
	123 CHEUNG King Wai (X)					
	124 LEUNG Chun Wing					

17-19 January 2013

Communiqué no. 47

Men's Team Pursuit / Poursuite par équipes hommes
Qualifying / Qualifications
Results / Résultats

Thu 17 Jan 2013 - Race distance: 4000m

World Record	3:51.659 GBR - Great Britain	London (GBR)	3 AUG 2012
---------------------	------------------------------	--------------	------------

Rank	Team / Name	1000m	2000m 1000-2000	3000m 2000-3000	Time 3000-4000	Average Speed km/h
9	VEN - Venezuela	1:08.571 (12)	2:08.414 (11)	3:10.470 (11)	4:13.280	56.854
	40 FIGUEROA Randall		59.843 (7)	1:02.056 (9)	1:02.810 (8)	
	220 BRICEÑO Manuel					
	224 RAMOS QUERALES Jose Antonio (X)					
	226 YAGUARO Isaac					
10	MEX - Mexico	1:05.203 (4)	2:05.990 (7)	3:08.250 (9)	4:13.583	56.786
	27 MALDONADO RAYAS Edibaldo		1:00.787 (11)	1:02.260 (10)	1:05.333 (10)	
	144 AGUIRRE INFANTE Jose Alfredo (X)					
	145 AGUIRRE INFANTE José Ramon					
	151 YEPEZ ARELLANO Diego Johnathan					
11	KAZ - Kazakhstan	1:07.179 (11)	2:07.033 (10)	3:10.042 (10)	4:18.292	55.750
	26 LYALKO Alexey (X)		59.854 (8)	1:03.009 (11)	1:08.250 (12)	
	141 LUKYANOV Dmitriy					
	142 OMIRZAKOV Dias					
	143 ZAKHAROV Artyom					
12	GER - Germany	1:06.302 (9)	2:08.897 (12)	3:14.152 (12)	4:20.908	55.191
	17 ACKERMANN Pascal (X)		1:02.595 (12)	1:05.255 (12)	1:06.756 (11)	
	110 RACKWITZ Daniel					
	111 SCHAFFNER Moritz					
	113 WEINSTEIN Domenic					

Qualification rule:

Fastest 2 teams race for gold and 3rd and 4th teams race for bronze.

Communiqué approved by the President of the Commissaires Panel:

LEGEND

(X) Rider pulled out before the finish

17-19 January 2013

Men's Team Pursuit / Poursuite par équipes hommes
Qualifying / Qualifications
Race Analysis / Analyse de la course

Thu 17 Jan 2013

Heat 1				Heat 2			
MSP - MAX SUCCESS PRO CYCLING				MEX - Mexico			
Distance	Time	Rank	Lap Time	Distance	Time	Rank	Lap Time
125m	13.408	6		125m	12.851	1	
250m	21.384	7	21.384	250m	20.616	2	20.616
375m	28.869	8		375m	28.272	3	
500m	36.447	8	15.063	500m	35.817	4	15.201
625m	43.791	8		625m	43.339	4	
750m	51.212	8	14.765	750m	50.602	4	14.785
875m	58.628	7		875m	57.960	4	
1000m	1:06.248	8	15.036	1000m	1:05.203	4	14.601
1125m	1:13.577	8		1125m	1:12.641	4	
1250m	1:20.977	8	14.729	1250m	1:20.069	4	14.866
1375m	1:28.270	7		1375m	1:27.758	4	
1500m	1:35.792	8	14.815	1500m	1:35.388	5	15.319
1625m	1:43.194	8		1625m	1:43.174	7	
1750m	1:50.626	6	14.834	1750m	1:50.697	7	15.309
1875m	1:57.941	5		1875m	1:58.352	7	
2000m	2:05.382	5	14.756	2000m	2:05.990	7	15.293
2125m	2:12.727	5		2125m	2:13.750	7	
2250m	2:20.192	5	14.810	2250m	2:21.443	7	15.453
2375m	2:27.623	5		2375m	2:29.402	9	
2500m	2:35.370	5	15.178	2500m	2:37.220	9	15.777
2625m	2:42.932	6		2625m	2:45.117	9	
2750m	2:50.411	6	15.041	2750m	2:52.728	9	15.508
2875m	2:57.958	6		2875m	3:00.504	9	
3000m	3:05.696	6	15.285	3000m	3:08.250	9	15.522
3125m	3:13.178	6		3125m	3:16.207	9	
3250m	3:20.824	6	15.128	3250m	3:24.285	9	16.035
3375m	3:28.391	6		3375m	3:32.720	9	
3500m	3:36.193	6	15.369	3500m	3:40.866	9	16.581
3625m	3:44.224	6		3625m	3:49.143	9	
3750m	3:51.958	6	15.765	3750m	3:57.036	9	16.170
3875m	3:59.883	6		3875m	4:05.142	9	
4000m	4:07.957	6	15.999	4000m	4:13.583	10	16.547

17-19 January 2013

Men's Team Pursuit / Poursuite par équipes hommes
Qualifying / Qualifications
Race Analysis / Analyse de la course

Thu 17 Jan 2013

Heat 3				Heat 4			
Distance	VEN - Venezuela		Lap Time	Distance	KAZ - Kazakhstan		Lap Time
	Time	Rank			Time	Rank	
125m	14.900	12		125m	14.300	11	
250m	23.311	12	23.311	250m	22.494	11	22.494
375m	31.183	12		375m	30.176	11	
500m	38.765	12	15.454	500m	37.518	11	15.024
625m	46.396	12		625m	44.926	11	
750m	53.846	12	15.081	750m	52.306	11	14.788
875m	1:01.336	12		875m	59.828	11	
1000m	1:08.571	12	14.725	1000m	1:07.179	11	14.873
1125m	1:16.095	12		1125m	1:14.660	11	
1250m	1:23.574	12	15.003	1250m	1:21.976	11	14.797
1375m	1:31.295	12		1375m	1:29.361	11	
1500m	1:38.600	12	15.026	1500m	1:36.647	10	14.671
1625m	1:46.077	12		1625m	1:44.115	10	
1750m	1:53.444	12	14.844	1750m	1:51.567	10	14.920
1875m	2:01.037	12		1875m	1:59.258	10	
2000m	2:08.414	11	14.970	2000m	2:07.033	10	15.466
2125m	2:16.149	11		2125m	2:14.627	10	
2250m	2:24.177	11	15.763	2250m	2:22.368	10	15.335
2375m	2:32.263	11		2375m	2:30.014	10	
2500m	2:39.878	11	15.701	2500m	2:37.755	10	15.387
2625m	2:47.395	11		2625m	2:45.707	10	
2750m	2:55.147	11	15.269	2750m	2:53.604	10	15.849
2875m	3:02.673	11		2875m	3:01.668	10	
3000m	3:10.470	11	15.323	3000m	3:10.042	10	16.438
3125m	3:18.062	10		3125m	3:18.573	11	
3250m	3:26.008	10	15.538	3250m	3:26.952	11	16.910
3375m	3:33.526	10		3375m	3:35.418	11	
3500m	3:41.544	10	15.536	3500m	3:44.205	11	17.253
3625m	3:49.407	10		3625m	3:52.962	11	
3750m	3:57.473	10	15.929	3750m	4:01.676	11	17.471
3875m	4:05.305	10		3875m	4:10.089	11	
4000m	4:13.280	9	15.807	4000m	4:18.292	11	16.616

17-19 January 2013

Men's Team Pursuit / Poursuite par équipes hommes
Qualifying / Qualifications
Race Analysis / Analyse de la course

Thu 17 Jan 2013

Heat 5				Heat 6			
Distance	ITA - Italy Time	Rank	Lap Time	Distance	HKG - Hong Kong Time	Rank	Lap Time
125m	13.847	10		125m	13.826	9	
250m	21.754	10	21.754	250m	21.477	9	21.477
375m	29.271	10		375m	28.849	7	
500m	36.632	9	14.878	500m	36.148	7	14.671
625m	44.109	9		625m	43.545	7	
750m	51.427	9	14.795	750m	50.789	5	14.641
875m	58.874	9		875m	58.184	5	
1000m	1:06.126	7	14.699	1000m	1:05.465	5	14.676
1125m	1:13.493	7		1125m	1:12.961	5	
1250m	1:20.826	7	14.700	1250m	1:20.459	6	14.994
1375m	1:28.365	8		1375m	1:27.965	6	
1500m	1:35.752	7	14.926	1500m	1:35.574	6	15.115
1625m	1:43.091	5		1625m	1:43.094	6	
1750m	1:50.587	5	14.835	1750m	1:50.768	8	15.194
1875m	1:58.060	6		1875m	1:58.394	8	
2000m	2:05.717	6	15.130	2000m	2:06.189	8	15.421
2125m	2:13.127	6		2125m	2:13.786	8	
2250m	2:20.558	6	14.841	2250m	2:21.482	8	15.293
2375m	2:27.890	6		2375m	2:29.110	8	
2500m	2:35.374	6	14.816	2500m	2:36.875	8	15.393
2625m	2:42.754	5		2625m	2:44.588	8	
2750m	2:50.115	5	14.741	2750m	2:52.426	8	15.551
2875m	2:57.642	5		2875m	3:00.084	8	
3000m	3:05.098	5	14.983	3000m	3:07.836	8	15.410
3125m	3:12.671	5		3125m	3:15.487	8	
3250m	3:20.077	5	14.979	3250m	3:23.301	8	15.465
3375m	3:27.542	5		3375m	3:31.095	8	
3500m	3:35.071	5	14.994	3500m	3:39.162	8	15.861
3625m	3:42.501	5		3625m	3:47.272	8	
3750m	3:50.120	5	15.049	3750m	3:55.072	8	15.910
3875m	3:57.389	4		3875m	4:02.897	8	
4000m	4:04.516	3	14.396	4000m	4:10.895	8	15.823

17-19 January 2013

Men's Team Pursuit / Poursuite par équipes hommes
Qualifying / Qualifications
Race Analysis / Analyse de la course

Thu 17 Jan 2013

Heat 7				Heat 8			
Distance	SUI - Switzerland		Lap Time	Distance	FRA - France		Lap Time
	Time	Rank			Time	Rank	
125m	13.421	7		125m	13.349	5	
250m	21.333	6	21.333	250m	21.444	8	21.444
375m	28.512	5		375m	29.065	9	
500m	35.583	3	14.250	500m	36.704	10	15.260
625m	42.545	2		625m	44.145	10	
750m	49.705	2	14.122	750m	51.618	10	14.914
875m	56.903	2		875m	58.982	10	
1000m	1:04.319	2	14.614	1000m	1:06.503	10	14.885
1125m	1:11.777	3		1125m	1:13.814	10	
1250m	1:19.399	3	15.080	1250m	1:21.353	9	14.850
1375m	1:26.851	3		1375m	1:28.820	9	
1500m	1:34.208	3	14.809	1500m	1:36.401	9	15.048
1625m	1:41.599	3		1625m	1:43.855	9	
1750m	1:48.806	3	14.598	1750m	1:51.432	9	15.031
1875m	1:56.177	3		1875m	1:58.899	9	
2000m	2:03.438	3	14.632	2000m	2:06.535	9	15.103
2125m	2:10.835	3		2125m	2:13.969	9	
2250m	2:18.308	3	14.870	2250m	2:21.554	9	15.019
2375m	2:25.968	3		2375m	2:29.082	7	
2500m	2:33.408	3	15.100	2500m	2:36.851	7	15.297
2625m	2:40.933	3		2625m	2:44.486	7	
2750m	2:48.212	3	14.804	2750m	2:52.239	7	15.388
2875m	2:55.634	2		2875m	2:59.914	7	
3000m	3:02.944	2	14.732	3000m	3:07.717	7	15.478
3125m	3:10.362	2		3125m	3:15.253	7	
3250m	3:17.901	2	14.957	3250m	3:22.900	7	15.183
3375m	3:25.564	2		3375m	3:30.596	7	
3500m	3:32.996	2	15.095	3500m	3:38.550	7	15.650
3625m	3:40.554	2		3625m	3:46.424	7	
3750m	3:47.869	2	14.873	3750m	3:54.486	7	15.936
3875m	3:55.274	2		3875m	4:02.243	7	
4000m	4:02.504	2	14.635	4000m	4:09.986	7	15.500

17-19 January 2013

Men's Team Pursuit / Poursuite par équipes hommes
Qualifying / Qualifications
Race Analysis / Analyse de la course

Thu 17 Jan 2013

Heat 9				Heat 10			
Distance	UKR - Ukraine		Lap Time	Distance	GER - Germany		Lap Time
	Time	Rank			Time	Rank	
125m	13.498	8		125m	13.013	3	
250m	21.216	5	21.216	250m	20.912	4	20.912
375m	28.631	6		375m	28.335	4	
500m	35.966	6	14.750	500m	35.895	5	14.983
625m	43.500	6		625m	43.488	5	
750m	50.810	6	14.844	750m	51.196	7	15.301
875m	58.224	6		875m	58.762	8	
1000m	1:05.590	6	14.780	1000m	1:06.302	9	15.106
1125m	1:13.085	6		1125m	1:13.793	9	
1250m	1:20.429	5	14.839	1250m	1:21.488	10	15.186
1375m	1:27.867	5		1375m	1:29.107	10	
1500m	1:35.208	4	14.779	1500m	1:37.006	11	15.518
1625m	1:42.685	4		1625m	1:44.977	11	
1750m	1:50.011	4	14.803	1750m	1:53.125	11	16.119
1875m	1:57.478	4		1875m	2:00.994	11	
2000m	2:04.891	4	14.880	2000m	2:08.897	12	15.772
2125m	2:12.448	4		2125m	2:16.812	12	
2250m	2:19.822	4	14.931	2250m	2:24.950	12	16.053
2375m	2:27.267	4		2375m	2:32.741	12	
2500m	2:34.568	4	14.746	2500m	2:40.895	12	15.945
2625m	2:41.978	4		2625m	2:48.839	12	
2750m	2:49.249	4	14.681	2750m	2:57.210	12	16.315
2875m	2:56.771	4		2875m	3:05.443	12	
3000m	3:04.253	4	15.004	3000m	3:14.152	12	16.942
3125m	3:11.910	4		3125m	3:22.754	12	
3250m	3:19.353	4	15.100	3250m	3:31.571	12	17.419
3375m	3:26.943	4		3375m	3:40.159	12	
3500m	3:34.415	4	15.062	3500m	3:48.681	12	17.110
3625m	3:42.042	4		3625m	3:56.966	12	
3750m	3:49.802	4	15.387	3750m	4:04.918	12	16.237
3875m	3:57.401	5		3875m	4:12.929	12	
4000m	4:05.072	5	15.270	4000m	4:20.908	12	15.990

17-19 January 2013

Men's Team Pursuit / Poursuite par équipes hommes
Qualifying / Qualifications
Race Analysis / Analyse de la course

Thu 17 Jan 2013

Heat 11				Heat 12			
Distance	RUS - Russia		Lap Time	Distance	AUS - Australia		Lap Time
	Time	Rank			Time	Rank	
125m	13.095	4		125m	12.937	2	
250m	20.705	3	20.705	250m	20.529	1	20.529
375m	27.947	1		375m	27.996	2	
500m	34.944	1	14.239	500m	35.276	2	14.747
625m	42.121	1		625m	42.665	3	
750m	49.217	1	14.273	750m	49.952	3	14.676
875m	56.479	1		875m	57.347	3	
1000m	1:03.628	1	14.411	1000m	1:04.475	3	14.523
1125m	1:10.845	1		1125m	1:11.739	2	
1250m	1:17.956	1	14.328	1250m	1:18.946	2	14.471
1375m	1:25.200	1		1375m	1:26.349	2	
1500m	1:32.357	1	14.401	1500m	1:33.633	2	14.687
1625m	1:39.694	1		1625m	1:41.079	2	
1750m	1:47.054	1	14.697	1750m	1:48.447	2	14.814
1875m	1:54.580	1		1875m	1:55.965	2	
2000m	2:01.885	1	14.831	2000m	2:03.245	2	14.798
2125m	2:09.193	1		2125m	2:10.694	2	
2250m	2:16.419	1	14.534	2250m	2:18.006	2	14.761
2375m	2:23.739	1		2375m	2:25.503	2	
2500m	2:30.899	1	14.480	2500m	2:32.878	2	14.872
2625m	2:38.258	1		2625m	2:40.417	2	
2750m	2:45.604	1	14.705	2750m	2:47.989	2	15.111
2875m	2:53.132	1		2875m	2:55.724	3	
3000m	3:00.397	1	14.793	3000m	3:03.259	3	15.270
3125m	3:07.810	1		3125m	3:10.975	3	
3250m	3:15.316	1	14.919	3250m	3:18.576	3	15.317
3375m	3:22.705	1		3375m	3:26.389	3	
3500m	3:30.284	1	14.968	3500m	3:33.924	3	15.348
3625m	3:37.755	1		3625m	3:41.566	3	
3750m	3:45.337	1	15.053	3750m	3:49.152	3	15.228
3875m	3:52.769	1		3875m	3:56.930	3	
4000m	4:00.494	1	15.157	4000m	4:04.524	4	15.372

17-19 January 2013

Communiqué no. 46

Men's Team Pursuit / Poursuite par équipes hommes
Qualifying / Qualifications
Start List / Liste de départ

Thu 17 Jan 2013 - Race distance: 4000m

World Record	3:51.659 GBR - Great Britain	London (GBR)	3 AUG 2012
---------------------	------------------------------	--------------	------------

Heat	Race Number	Team / Name	Time
1		MSP - MAX SUCCESS PRO CYCLING	_____
	159	JIANG Kun	
	160	SHI Tao	
	163	WU Wenguo	
2		MEX - Mexico	_____
	27	MALDONADO RAYAS Edibaldo	
	144	AGUIRRE INFANTE Jose Alfredo	
	145	AGUIRRE INFANTE José Ramon	
3		VEN - Venezuela	_____
	40	FIGUEROA Randall	
	220	BRICEÑO Manuel	
	224	RAMOS QUERALES Jose Antonio	
4		KAZ - Kazakhstan	_____
	26	LYALKO Alexey	
	141	LUKYANOV Dmitriy	
	142	OMIRZAKOV Dias	
5		ITA - Italy	_____
	127	BERTAZZO Liam	
	129	COLEDAN Marco	
	131	LAMON Francesco	
6		HKG - Hong Kong	_____
	21	KWOK Ho Ting	
	122	CHEUNG King Lok	
	123	CHEUNG King Wai	
7		SUI - Switzerland	_____
	34	PERIZZOLO Loic	
	202	BOHLI Tom	
	203	DILLIER Silvan	
8		FRA - France	_____
	15	BRISSE Vivien	
	100	BOUDAT Thomas	
	102	LE ROUX Romain	
	103	LESELLIER Kevin	

17-19 January 2013

Communiqué no. 46

Men's Team Pursuit / Poursuite par équipes hommes
Qualifying / Qualifications
Start List / Liste de départ

Thu 17 Jan 2013 - Race distance: 4000m

World Record	3:51.659	GBR - Great Britain	London (GBR)	3 AUG 2012
---------------------	----------	---------------------	--------------	------------

Heat	Race Number	Team / Name	Time
9		UKR - Ukraine	_____
	209	LAGKUTI Sergiy	
	210	LOBOV Oleksandr	
	211	RADIONOV Mykhaylo	
10		GER - Germany	_____
	17	ACKERMANN Pascal	
	110	RACKWITZ Daniel	
	111	SCHAFFNER Moritz	
11		RUS - Russia	_____
	185	KOVALEV Evgeny	
	189	SAVITCKIY Ivan	
	190	SEROV Alexander	
12		AUS - Australia	_____
	1	DERECOURT Trent	
	65	CUMMINGS Jack	
	67	LOFT Peter	
	68	MCMANUS Tirian	

Qualification rule:

Fastest 2 teams race for gold and 3rd and 4th teams race for bronze.

Communiqué approved by the President of the Commissaires Panel:

NOTES

The composition of the teams may be subject to change up to one (1) hour before the start of the race

Men's Omnium / Omnium hommes
World Cup Results / Classement coupe du monde
 As of FRI 18 JAN 2013

Event No 1	Cali (COL)	11-13.OCT.2012
Event No 2	Glasgow (GBR)	16-18.NOV.2012
Event No 3	Aguascalientes (MEX)	17-19.JAN.2013

Rank	Name	Team Code	Event No 1	Event No 2	Event No 3	Total Points
1	PERIZZOLO Loic	SUI	8		5	13
2	ERSHOV Artur	RVL			12	12
3	LISS Lucas	GER		12		12
4	SIMION Paolo	ITA	12			12
5	BRISSE Vivien	FRA		1	10	11
6	O'SHEA Glenn	AUS		10		10
7	MUNTANER JUANEDA David	ESP	10			10
8	VELDT Tim	NED	7	3		10
9	RYBIN Ondrej	CZE	1		8	9
10	ELORRIAGA ZUBIAUR Unai	ESP		8		8
11	COCQUYT Nicky	BEL			7	7
12	BEER Olivier	SUI		7		7
13	DERECOURT Trent	AUS			6	6
14	DIBBEN Jonathan	GBR		6		6
15	MANSILLA Cristopher	CHI	6			6
16	DE KETELE Kenny	BEL		5		5
17	STRAHOV Dmitry	RUS	5			5
18	LYALKO Alexey	KAZ		4	1	5
19	KWOK Ho Ting	HKG	3		2	5
20	TSISHKOU Raman	BLR			4	4
21	GAVIRIA Fernando	COL	4			4
22	KOGUT Volodymyr	UKR			3	3
23	HASHIMOTO Eiya	JPN		2		2
24	CORNU Dominique	BEL	2			2

17-19 January 2013

Communiqué no. 70

Men's Omnium / Omnium hommes
Final Classification / Classement final
Fri 18 Jan 2013

Rank	Race Number	Name	Team Code	Flying Lap	Points Race	Elim. Race	Ind. Pursuit	Scratch Race	Time Trial	Total
GOLD	33	ERSHOV Artur	RVL	2	4	1	1	6	2	16
SILVER	15	BRISSE Vivien	FRA	6	5	3	11	7	7	39
BRONZE	11	RYBIN Ondrej	CZE	3	14	4	9	11	1	42
4	3	COCQUYT Nicky	BEL	12	9	2	6	10	9	48
5	1	DERECOURT Trent	AUS	16	3	16	7	4	4	50
6	34	PERIZZOLO Loic	SUI	9	18	5	5	12	3	52
7	4	TSISHKOU Raman	BLR	11	13	12	8	1	10	55
8	37	KOGUT Volodymyr	UKR	20	8	10	4	2	12	56
9	21	KWOK Ho Ting	HKG	13	11	9	10	8	11	62
10	26	LYALKO Alexey	KAZ	8	7	15	12	16	6	64
11	17	ACKERMANN Pascal	GER	4	19	13	16	9	8	69
12	23	GASPARRINI Rino	ITA	5	20	21	15	13	4	78
13	9	ARIAS PEREZ Yans Carlos	CUB	18	17	6	19	5	15	80
14	27	MALDONADO RAYAS Edibaldo	MEX	17	12	19	13	14	14	89
15	25	HASHIMOTO Eiya	JPN	19	15	20	17	3	16	90
16	40	FIGUEROA Randall	VEN	14	21	11	18	15	13	92
17	5	PELLETIER-ROY Remi	CAN	21	10	17	14	17	17	96
18	30	MUNTANER JUANEDA David	PEF	7	1	14	2	40	DNS	DNF
19	42	MOULD Jonathan	WAL	15	6	8	20	DNS		DNF
20	29	VELDT Tim	NED	10	16	18	DNS			DNF
21	31	COLON ORTIZ Eduardo E.	PUR	22	45	DNS				DNF
	19	LIU Hao	GPC					DSQ		DSQ

NOTES

This output is updated after completion of each Omnium race. The Flying Lap, Individual Pursuit and Time Trial cumulative times will be used to break ties in the overall ranking.

LEGEND

DNF Did Not Finish **DNS** Did Not Start **Elim.** Elimination **Ind.** Individual **DSQ** Disqualified **No.** Number

17-19 January 2013

Communiqué no. 69

Men's Omnium / Omnium hommes
Time Trial / Contre la montre
Results / Résultats

Fri 18 Jan 2013

World Record	58.875	TOURNANT Arnaud	FRA	La Paz (BOL)	10 OCT 2001
---------------------	--------	-----------------	-----	--------------	-------------

Rank	Race Number	Name	Team Code	250m	500m 250-500	750m 500-750	Time 750-1000	Average Speed km/h
1	11	RYBIN Ondrej	CZE	19.578 (2)	33.434 (1) 13.856 (1)	47.577 (1) 14.143 (3)	1:02.531 14.954 (6)	57.571
2	33	ERSHOV Artur	RVL	20.331 (10)	34.305 (6) 13.974 (2)	48.193 (2) 13.888 (1)	1:02.588 14.395 (1)	57.519
3	34	PERIZZOLO Loic	SUI	20.147 (7)	34.284 (5) 14.137 (4)	48.400 (4) 14.116 (2)	1:02.917 14.517 (2)	57.218
4	1	DERECOURT Trent	AUS	20.277 (8)	34.417 (8) 14.140 (5)	48.754 (7) 14.337 (4)	1:03.533 14.779 (3)	56.663
4	23	GASPARRINI Rino	ITA	19.888 (3)	34.181 (4) 14.293 (7)	48.548 (6) 14.367 (6)	1:03.533 14.985 (7)	56.663
6	26	LYALCO Alexey	KAZ	20.054 (5)	34.389 (7) 14.335 (8)	48.847 (8) 14.458 (9)	1:03.716 14.869 (4)	56.500
7	15	BRISSE Vivien	FRA	19.892 (4)	33.971 (3) 14.079 (3)	48.388 (3) 14.417 (7)	1:03.853 15.465 (10)	56.379
8	17	ACKERMANN Pascal	GER	19.316 (1)	33.748 (2) 14.432 (10)	48.547 (5) 14.799 (12)	1:04.037 15.490 (12)	56.217
9	3	COCQUYT Nicky	BEL	20.452 (13)	34.673 (10) 14.221 (6)	49.020 (9) 14.347 (5)	1:04.133 15.113 (8)	56.133
10	4	TSISHKOU Raman	BLR	20.392 (12)	34.899 (11) 14.507 (11)	49.345 (11) 14.446 (8)	1:04.230 14.885 (5)	56.048
11	21	KWOK Ho Ting	HKG	20.122 (6)	34.469 (9) 14.347 (9)	49.210 (10) 14.741 (10)	1:04.828 15.618 (13)	55.531
12	37	KOGUT Volodymyr	UKR	21.037 (15)	35.859 (14) 14.822 (13)	50.647 (14) 14.788 (11)	1:06.121 15.474 (11)	54.445
13	40	FIGUEROA Randall	VEN	20.978 (14)	35.942 (15) 14.964 (15)	50.986 (15) 15.044 (13)	1:06.203 15.217 (9)	54.378
14	27	MALDONADO RAYAS Edibaldo	MEX	20.313 (9)	35.145 (13) 14.832 (14)	50.330 (12) 15.185 (14)	1:06.240 15.910 (15)	54.347
15	9	ARIAS PEREZ Yans Carlos	CUB	20.349 (11)	35.068 (12) 14.719 (12)	50.465 (13) 15.397 (15)	1:06.868 16.403 (17)	53.837
16	25	HASHIMOTO Eiya	JPN	21.134 (16)	36.548 (16) 15.414 (16)	52.178 (16) 15.630 (16)	1:08.067 15.889 (14)	52.889
17	5	PELLETIER-ROY Remi	CAN	21.234 (17)	36.895 (17) 15.661 (17)	52.728 (17) 15.833 (17)	1:09.004 16.276 (16)	52.170
	30	MUNTANER JUANEDA David	PEF				DNS	

Communiqué approved by the President of the Commissaires Panel:

LEGEND
DNS Did Not Start

17-19 January 2013

Communiqué no. 68

Men's Omnium / Omnium hommes
Time Trial / Contre la montre
Start List / Liste de départ

Fri 18 Jan 2013


World Record	58.875	TOURNANT Arnaud	FRA	La Paz (BOL)	10 OCT 2001
---------------------	--------	-----------------	-----	--------------	-------------

Heat	Race Number	Name	Team Code	Time
1	5	PELLETIER-ROY Remi	CAN	_____
	40	FIGUEROA Randall	VEN	_____
2	25	HASHIMOTO Eiya	JPN	_____
	27	MALDONADO RAYAS Edibaldo	MEX	_____
3	9	ARIAS PEREZ Yans Carlos	CUB	_____
	23	GASPARRINI Rino	ITA	_____
4	17	ACKERMANN Pascal	GER	_____
	30	MUNTANER JUANEDA David	PEF	_____
5	21	KWOK Ho Ting	HKG	_____
	26	LYALKO Alexey	KAZ	_____
6	1	DERECOURT Trent	AUS	_____
	34	PERIZZOLO Loic	SUI	_____
7	37	KOGUT Volodymyr	UKR	_____
	4	TSISHKOU Raman	BLR	_____
8	3 w	COCCUYT Nicky	BEL	_____
	11	RYBIN Ondrej	CZE	_____
9	33	ERSHOV Artur	RVL	_____
	15	BRISSE Vivien	FRA	_____

Communiqué approved by the President of the Commissaires Panel:

LEGEND
 w Warning

www.tissottiming.com

 Timing and Results provided by 

CTM010101_C51C 1.0

Report Created FRI 18 JAN 2013 19:38

Page 1/1

17-19 January 2013

Communiqué no. 66

Men's Omnium / Omnium hommes
Scratch Race / Course scratch
Results / Résultats

Fri 18 Jan 2013 - 60 laps (15km)

 Elapsed time: **17:50.008**

 Average Speed: **50.466 km/h**

Rank	Race Number	Name	Team Code	Laps Down
1	4	TSISHKOU Raman	BLR	
2	37	KOGUT Volodymyr	UKR	
3	25	HASHIMOTO Eiya	JPN	
4	1	DERECOURT Trent	AUS	
5	9	ARIAS PEREZ Yans Carlos	CUB	
6	33	ERSHOV Artur	RVL	-1
7	15	BRISSE Vivien	FRA	-1
8	21	KWOK Ho Ting	HKG	-1
9	17	ACKERMANN Pascal	GER	-1
10	3	COCQUYT Nicky	BEL	-1
11	11	RYBIN Ondrej	CZE	-1
12	34	PERIZZOLO Loic	SUI	-1
13	23	GASPARRINI Rino	ITA	-1
14	27	MALDONADO RAYAS Edibaldo	MEX	-1
15	40	FIGUEROA Randall	VEN	-1
16	26	LYALKO Alexey	KAZ	-1
17	5	PELLETIER-ROY Remi	CAN	-1
18	30	MUNTANER JUANEDA David	PEF	DNF
19	19	LIU Hao	GPC	DSQ
	42	MOULD Jonathan	WAL	DNS

No. 19 LIU Hao (GPC)

Disqualification for not having held his/her line during the last 200 meters of the race
 Disqualification pour ne pas avoir tenue sa ligne dans les 200 derniers mètres de l'épreuve

Communiqué approved by the President of the Commissaires Panel:

LEGEND
DNF Did Not Finish **DNS** Did Not Start **DSQ** Disqualified

Men's Omnium / Omnium hommes

Scratch Race / Course scratch

Start List / Liste de départ

Fri 18 Jan 2013 - 60 laps (15km)

Race Number	Name	Team Code
At the fence		
33	ERSHOV Artur	RVL
30	MUNTANER JUANEDA David	PEF
3 w	COCQUYT Nicky	BEL
34	PERIZZOLO Loic	SUI
1	DERECOURT Trent	AUS
21	KWOK Ho Ting	HKG
42	MOULD Jonathan	WAL
9	ARIAS PEREZ Yans Carlos	CUB
23	GASPARRINI Rino	ITA
40	FIGUEROA Randall	VEN
At the blue band		
19	LIU Hao	GPC
15	BRISSE Vivien	FRA
11	RYBIN Ondrej	CZE
37	KOGUT Volodymyr	UKR
26	LYALKO Alexey	KAZ
4	TSISHKOU Raman	BLR
17	ACKERMANN Pascal	GER
27	MALDONADO RAYAS Edibaldo	MEX
5	PELLETIER-ROY Remi	CAN
25	HASHIMOTO Eiya	JPN

Communiqué approved by the President of the Commissaires Panel:

LEGEND
w Warning

17-19 January 2013

Communiqué no. 63

Men's Omnium / Omnium hommes
Individual Pursuit / Poursuite individuelle
Results / Résultats

Fri 18 Jan 2013 - Race distance: 4000m

World Record	4:10.534 BOBRIDGE Jack	AUS	Sydney (AUS)	2 FEB 2011
---------------------	------------------------	-----	--------------	------------

Rank	Race Number	Name	Team Code	1000m	2000m 1000-2000	3000m 2000-3000	Time 3000-4000	Average Speed km/h
1	33	ERSHOV Artur	RVL	1:10.629 (8)	2:13.912 (1) 1:03.283 (1)	3:17.727 (1) 1:03.815 (2)	4:19.170 1:01.443 (1)	55.561
2	30	MUNTANER JUANEDA David	PEF	1:10.634 (9)	2:14.269 (2) 1:03.635 (2)	3:17.774 (2) 1:03.505 (1)	4:20.422 1:02.648 (2)	55.294
3	19	LIU Hao	GPC	1:09.822 (4)	2:14.696 (4) 1:04.874 (4)	3:19.909 (3) 1:05.213 (3)	4:25.013 1:05.104 (6)	54.336
4	37	KOGUT Volodymyr	UKR	1:10.608 (7)	2:15.091 (5) 1:04.483 (3)	3:20.460 (4) 1:05.369 (5)	4:26.715 1:06.255 (7)	53.990
5	34	PERIZZOLO Loic	SUI	1:12.050 (14)	2:17.787 (10) 1:05.737 (6)	3:23.126 (7) 1:05.339 (4)	4:26.844 1:03.718 (4)	53.964
6	3	COCQUYT Nicky	BEL	1:12.430 (15)	2:19.897 (15) 1:07.467 (12)	3:26.177 (12) 1:06.280 (6)	4:29.085 1:02.908 (3)	53.514
7	1	DERECOURT Trent	AUS	1:08.206 (1)	2:14.476 (3) 1:06.270 (9)	3:22.427 (5) 1:07.951 (12)	4:30.239 1:07.812 (11)	53.286
8	4	TSISHKOU Raman	BLR	1:11.592 (13)	2:17.347 (9) 1:05.755 (7)	3:23.919 (8) 1:06.572 (7)	4:30.420 1:06.501 (8)	53.250
9	11	RYBIN Ondrej	CZE	1:11.520 (12)	2:17.994 (11) 1:06.474 (11)	3:25.024 (10) 1:07.030 (9)	4:32.437 1:07.413 (10)	52.856
10	21	KWOK Ho Ting	HKG	1:12.827 (17)	2:20.996 (18) 1:08.169 (15)	3:28.238 (15) 1:07.242 (10)	4:33.184 1:04.946 (5)	52.711
11	15	BRISSE Vivien	FRA	1:10.586 (6)	2:15.760 (8) 1:05.174 (5)	3:22.587 (6) 1:06.827 (8)	4:34.266 1:11.679 (17)	52.503
12	26	LYALKO Alexey	KAZ	1:12.860 (18)	2:20.436 (16) 1:07.576 (13)	3:27.865 (14) 1:07.429 (11)	4:34.783 1:06.918 (9)	52.404
13	27	MALDONADO RAYAS Edibaldo	MEX	1:09.454 (3)	2:15.677 (7) 1:06.223 (8)	3:24.055 (9) 1:08.378 (13)	4:35.337 1:11.282 (16)	52.299
14	5	PELLETIER-ROY Remi	CAN	1:09.297 (2)	2:15.658 (6) 1:06.361 (10)	3:25.617 (11) 1:09.959 (17)	4:35.990 1:10.373 (13)	52.175
15	23	GASPARRINI Rino	ITA	1:12.432 (16)	2:20.957 (17) 1:08.525 (16)	3:29.368 (16) 1:08.411 (15)	4:37.273 1:07.905 (12)	51.934
16	17	ACKERMANN Pascal	GER	1:10.810 (10)	2:18.419 (12) 1:07.609 (14)	3:26.811 (13) 1:08.392 (14)	4:37.570 1:10.759 (15)	51.878
17	25	HASHIMOTO Eiya	JPN	1:13.800 (20)	2:23.845 (19) 1:10.045 (19)	3:33.780 (19) 1:09.935 (16)	4:44.160 1:10.380 (14)	50.675
18	40	FIGUEROA Randall	VEN	1:11.140 (11)	2:19.887 (14) 1:08.747 (17)	3:32.379 (17) 1:12.492 (18)	4:44.174 1:11.795 (18)	50.673
19	9	ARIAS PEREZ Yans Carlos	CUB	1:10.102 (5)	2:19.446 (13) 1:09.344 (18)	3:33.421 (18) 1:13.975 (20)	4:51.006 1:17.585 (20)	49.483
20	42	MOULD Jonathan	WAL	1:13.790 (19)	2:27.602 (20) 1:13.812 (20)	3:40.962 (20) 1:13.360 (19)	4:54.853 1:13.891 (19)	48.837
	29	VELDT Tim	NED				DNS	

17-19 January 2013

Communiqué no. 63

Men's Omnium / Omnium hommes
Individual Pursuit / Poursuite individuelle
Results / Résultats

Fri 18 Jan 2013 - Race distance: 4000m

World Record	4:10.534 BOBRIDGE Jack	AUS	Sydney (AUS)	2 FEB 2011
---------------------	------------------------	-----	--------------	------------

Rank	Race Number	Name	Team Code	1000m	2000m 1000-2000	3000m 2000-3000	Time 3000-4000	Average Speed km/h
------	-------------	------	-----------	-------	--------------------	--------------------	-------------------	-----------------------

No. 3 COCQUYT Nicky (BEL)

Warning for incorrect behaviour

Avertissement pour comportement incorrect

Communiqué approved by the President of the Commissaires Panel:

.....

LEGEND
DNS Did Not Start

17-19 January 2013

Communiqué no. 62

Men's Omnium / Omnium hommes
Individual Pursuit / Poursuite individuelle
Start List / Liste de départ

Fri 18 Jan 2013 - Race distance: 4000m

World Record	4:10.534	BOBRIDGE Jack	AUS	Sydney (AUS)	2 FEB 2011
---------------------	----------	---------------	-----	--------------	------------

Heat	Race Number	Name	Team Code	Time
1	25	HASHIMOTO Eiya	JPN	
	31	COLON ORTIZ Eduardo E.	PUR	
2	27	MALDONADO RAYAS Edibaldo	MEX	
	5	PELLETIER-ROY Remi	CAN	
3	23	GASPARRINI Rino	ITA	
	40	FIGUEROA Randall	VEN	
4	9	ARIAS PEREZ Yans Carlos	CUB	
	29	VELDT Tim	NED	
5	4	TSISHKOU Raman	BLR	
	37	KOGUT Volodymyr	UKR	
6	1	DERECOURT Trent	AUS	
	17	ACKERMANN Pascal	GER	
7	34	PERIZZOLO Loic	SUI	
	21	KWOK Ho Ting	HKG	
8	42	MOULD Jonathan	WAL	
	26	LYALKO Alexey	KAZ	
9	30	MUNTANER JUANEDA David	PEF	
	3	COCQUYT Nicky	BEL	
10	15	BRISSE Vivien	FRA	
	11	RYBIN Ondrej	CZE	
11	33	ERSHOV Artur	RVL	
	19	LIU Hao	GPC	

Communiqué approved by the President of the Commissaires Panel:

.....

17-19 January 2013

Communiqué no. 60

Men's Omnium / Omnium hommes
Elimination Race / Course par élimination
Results / Résultats

Thu 17 Jan 2013

Elapsed time: 15:33.469

Average Speed: 50.135 km/h

Rank	Race Number	Name	Team Code
1	33	ERSHOV Artur	RVL
2	3	COCQUYT Nicky	BEL
3	15	BRISSE Vivien	FRA
4	11	RYBIN Ondrej	CZE
5	34	PERIZZOLO Loic	SUI
6	9	ARIAS PEREZ Yans Carlos	CUB
7	19	LIU Hao	GPC
8	42	MOULD Jonathan	WAL
9	21	KWOK Ho Ting	HKG
10	37	KOGUT Volodymyr	UKR
11	40	FIGUEROA Randall	VEN
12	4	TSISHKOU Raman	BLR
13	17	ACKERMANN Pascal	GER
14	30	MUNTANER JUANEDA David	PEF
15	26	LYALKO Alexey	KAZ
16	1	DERECOURT Trent	AUS
17	5	PELLETIER-ROY Remi	CAN
18	29	VELDT Tim	NED
19	27	MALDONADO RAYAS Edibaldo	MEX
20	25	HASHIMOTO Eiya	JPN
21	23	GASPARRINI Rino	ITA
	31	COLON ORTIZ Eduardo E.	PUR
			DNS

Communiqué approved by the President of the Commissaires Panel:

LEGEND
DNS Did Not Start

Men's Omnium / Omnium hommes
Elimination Race / Course par élimination
Start List / Liste de départ

Thu 17 Jan 2013

Race Number	Name	Team Code
At the fence		
19	LIU Hao	GPC
30	MUNTANER JUANEDA David	PEF
26	LYALCO Alexey	KAZ
1	DERECOURT Trent	AUS
42	MOULD Jonathan	WAL
21	KWOK Ho Ting	HKG
23	GASPARRINI Rino	ITA
34	PERIZZOLO Loic	SUI
5	PELLETIER-ROY Remi	CAN
25	HASHIMOTO Eiya	JPN
9	ARIAS PEREZ Yans Carlos	CUB
At the blue band		
33	ERSHOV Artur	RVL
15	BRISSE Vivien	FRA
11	RYBIN Ondrej	CZE
3	COCCQUYT Nicky	BEL
17	ACKERMANN Pascal	GER
4	TSISHKOU Raman	BLR
29	VELDT Tim	NED
27	MALDONADO RAYAS Edibaldo	MEX
37	KOGUT Volodymyr	UKR
40	FIGUEROA Randall	VEN
31	COLON ORTIZ Eduardo E.	PUR

Communiqué approved by the President of the Commissaires Panel:

.....

17-19 January 2013

Communiqué no. 57

Men's Omnium / Omnium hommes
Points Race / Course aux points
Results / Résultats

Thu 17 Jan 2013 - 120 laps (30km) with 12 sprints

 Elapsed time: **33:53.050**

 Average Speed: **53.122 km/h**

Rank	Race No.	Name	Team Code	Sprint Number												Finish Order	Lap Points			Total Points
				1	2	3	4	5	6	7	8	9	10	11	12		+	-	Balance	
1	30	MUNTANER JUANEDA David	PEF			5								2	1		80		80	88
2	19	LIU Hao	GPC										1			80		80	81	
3	1	DERECOURT Trent	AUS		1			3	3	2	5					60		60	74	
4	33	ERSHOV Artur	RVL	2		2				5			2	2		60		60	73	
5	15	BRISSE Vivien	FRA			1	5						5			60		60	71	
6	42	MOULD Jonathan	WAL			3	1		1				5			60		60	70	
7	26	LYALKO Alexey	KAZ					2			3		3	1		60		60	69	
8	37	KOGUT Volodymyr	UKR							1						60		60	61	
9	3	COCQUYT Nicky	BEL			2				2				3		40		40	49	
10	5	PELLETIER-ROY Remi	CAN		2			1	5							40		40	48	
11	21	KWOK Ho Ting	HKG				3						3			40		40	46	
12	27	MALDONADO RAYAS Edibaldo	MEX		3					5			1			20		20	29	
13	4	TSISHKOU Raman	BLR					3	2	1						20		20	26	
14	11	RYBIN Ondrej	CZE	5												20		20	25	
15	25	HASHIMOTO Eiya	JPN		5											20		20	25	
16	29	VELDT Tim	NED					5								20		20	25	
17	9	ARIAS PEREZ Yans Carlos	CUB	3												20		20	23	
18	34	PERIZZOLO Loic	SUI													20		20	20	
19	17	ACKERMANN Pascal	GER	1										5					6	
20	23	GASPARRINI Rino	ITA										3						3	
21	40	FIGUEROA Randall	VEN																0	
22	31	COLON ORTIZ Eduardo E.	PUR														20	-20	DNF	

Communiqué approved by the President of the Commissaires Panel:

LEGEND
 + Points gained - Points lost **DNF** Did Not Finish **No.** Number

Men's Omnium / Omnium hommes**Points Race / Course aux points****Start List / Liste de départ**

Thu 17 Jan 2013 - 120 laps (30km) with 12 sprints

Race Number	Name	Team Code
At the fence		
19	LIU Hao	GPC
11	RYBIN Ondrej	CZE
23	GASPARRINI Rino	ITA
30	MUNTANER JUANEDA David	PER
34	PERIZZOLO Loic	SUI
4	TSISHKOU Raman	BLR
21	KWOK Ho Ting	HKG
42	MOULD Jonathan	WAL
27	MALDONADO RAYAS Edibaldo	MEX
25	HASHIMOTO Eiya	JPN
5	PELLETIER-ROY Remi	CAN
At the blue band		
33	ERSHOV Artur	RVL
17	ACKERMANN Pascal	GER
15	BRISSE Vivien	FRA
26	LYALKO Alexey	KAZ
29	VELDT Tim	NED
3	COCQUYT Nicky	BEL
40	FIGUEROA Randall	VEN
1	DERECOURT Trent	AUS
9	ARIAS PEREZ Yans Carlos	CUB
37	KOGUT Volodymyr	UKR
31	COLON ORTIZ Eduardo E.	PUR

Communiqué approved by the President of the Commissaires Panel:

.....

17-19 January 2013

Communiqué no. 54

Men's Omnium / Omnium hommes
Flying Lap / Tour lancé
Results / Résultats

Thu 17 Jan 2013 - Race distance: 250m flying start (3.5 laps)

Rank	Race Number	Name	Team Code	50m	150m 50-150	Time 150-250	Average Speed km/h
1	19	LIU Hao	GPC	2.565 (2)	7.687 (1) 5.122 (1)	12.849 5.162 (1)	70.044
2	33	ERSHOV Artur	RVL	2.637 (9)	7.782 (4) 5.145 (2)	12.950 5.168 (2)	69.498
3	11	RYBIN Ondrej	CZE	2.589 (3)		12.981	69.332
4	17	ACKERMANN Pascal	GER	2.563 (1)	7.752 (2) 5.189 (5)	12.981 5.229 (3)	69.332
5	23	GASPARRINI Rino	ITA	2.620 (6)	7.766 (3) 5.146 (3)	12.995 5.229 (3)	69.257
6	15	BRISSE Vivien	FRA	2.622 (7)	7.797 (5) 5.175 (4)	13.059 5.262 (5)	68.917
7	30	MUNTANER JUANEDA David	PER	2.613 (5)	7.849 (7) 5.236 (6)	13.165 5.316 (8)	68.363
8	26	LYALCO Alexey	KAZ	2.601 (4)	7.843 (6) 5.242 (7)	13.181 5.338 (9)	68.280
9	34	PERIZZOLO Loic	SUI	2.636 (8)	7.893 (8) 5.257 (8)	13.202 5.309 (7)	68.171
10	29	VELDT Tim	NED	2.662 (10)	7.933 (9) 5.271 (9)	13.223 5.290 (6)	68.063
11	4	TSISHKOU Raman	BLR	2.708 (14)	7.984 (11) 5.276 (10)	13.331 5.347 (10)	67.511
12	3	COCQUYT Nicky	BEL	2.670 (11)	7.958 (10) 5.288 (11)	13.336 5.378 (12)	67.486
13	21	KWOK Ho Ting	HKG	2.697 (13)	7.989 (12) 5.292 (12)	13.432 5.443 (14)	67.004
14	40	FIGUEROA Randall	VEN	2.694 (12)	8.031 (13) 5.337 (13)	13.451 5.420 (13)	66.909
15	42	MOULD Jonathan	WAL	2.725 (16)	8.085 (14) 5.360 (14)	13.461 5.376 (11)	66.859
16	1	DERECOURT Trent	AUS	2.750 (19)	8.143 (17) 5.393 (15)	13.614 5.471 (15)	66.108
17	27	MALDONADO RAYAS Edibaldo	MEX	2.733 (18)	8.139 (16) 5.406 (16)	13.616 5.477 (16)	66.098
18	9	ARIAS PEREZ Yans Carlos	CUB	2.732 (17)	8.138 (15) 5.406 (16)	13.650 5.512 (17)	65.934
19	25	HASHIMOTO Eiya	JPN	2.795 (20)	8.306 (19) 5.511 (18)	13.875 5.569 (18)	64.864
20	37	KOGUT Volodymyr	UKR	2.804 (21)	8.393 (20) 5.589 (20)	13.979 5.586 (19)	64.382
21	5	PELLETIER-ROY Remi	CAN	2.720 (15)	8.263 (18) 5.543 (19)	14.008 5.745 (20)	64.249

17-19 January 2013

Communiqué no. 54

Men's Omnium / Omnium hommes

Flying Lap / Tour lancé

Results / Résultats

Thu 17 Jan 2013 - Race distance: 250m flying start (3.5 laps)

Rank	Race Number	Name	Team Code	50m	150m 50-150	Time 150-250	Average Speed km/h
22	31	COLON ORTIZ Eduardo E.	PUR	2.814 (22)	8.532 (21) 5.718 (21)	14.475 5.943 (21)	62.176
	7	SEISDEDOS DUQUE Pablo	CHI			DNS	

Communiqué approved by the President of the Commissaires Panel:

.....

LEGEND
DNS Did Not Start

Men's Omnium / Omnium hommes**Flying Lap / Tour lancé****Start List / Liste de départ**

Thu 17 Jan 2013 - Race distance: 250m flying start (3.5 laps)

Order	Race Number	Name	Team Code	Time
1	17	ACKERMANN Pascal	GER	_____
2	42	MOULD Jonathan	WAL	_____
3	9	ARIAS PEREZ Yans Carlos	CUB	_____
4	19	LIU Hao	GPC	_____
5	40	FIGUEROA Randall	VEN	_____
6	7	SEISDEDOS DUQUE Pablo	CHI	_____
7	37	KOGUT Volodymyr	UKR	_____
8	5	PELLETIER-ROY Remi	CAN	_____
9	23	GASPARRINI Rino	ITA	_____
10	4	TSISHKOU Raman	BLR	_____
11	31	COLON ORTIZ Eduardo E.	PUR	_____
12	3	COCQUYT Nicky	BEL	_____
13	27	MALDONADO RAYAS Edibaldo	MEX	_____
14	1	DERECOURT Trent	AUS	_____
15	25	HASHIMOTO Eiya	JPN	_____
16	26	LYALKO Alexey	KAZ	_____
17	15	BRISSE Vivien	FRA	_____
18	33	ERSHOV Artur	RVL	_____
19	21	KWOK Ho Ting	HKG	_____
20	11	RYBIN Ondrej	CZE	_____
21	34	PERIZZOLO Loic	SUI	_____
22	30	MUNTANER JUANEDA David	PER	_____
23	29	VELDT Tim	NED	_____

Communiqué approved by the President of the Commissaires Panel:

.....

Men's Madison / Madison hommes
World Cup Results / Classement coupe du monde
As of SAT 19 JAN 2013

Event No 1	Cali (COL)	11-13.OCT.2012
Event No 2	Glasgow (GBR)	16-18.NOV.2012
Event No 3	Aguascalientes (MEX)	17-19.JAN.2013

Rank	Name	Team Code	Event No 1	Event No 2	Event No 3	Total Points
1	FRANCE	FRA			12	12
2	UKRAINE	UKR			10	10
3	SWITZERLAND	SUI			8	8
4	RUSSIA	RUS			7	7
5	RUSVELO	RVL			6	6
6	ITALY	ITA			5	5
7	MEXICO	MEX			4	4
8	DENMARK	DEN			3	3
9	HONG KONG	HKG			2	2
10	AUSTRIA	AUT			1	1

17-19 January 2013

Communiqué no. 83

Men's Madison / Madison hommes
Final / Finale
Results / Résultats

Sat 19 Jan 2013 - 160 laps (40km) with 8 sprints

 Elapsed time: **42:55.884**

 Average Speed: **55.903 km/h**

Rank	Race Number	Name	Sprint Number								Finish Order	Points	Laps Down		
			1	2	3	4	5	6	7	8					
1	7	FRA - France BRISSE Vivien BOUDAT Thomas		2				5	5				10	12	
2	17	UKR - Ukraine RADIONOV Mykhaylo LAGKUTI Sergiy				1	2						7	3	
3	16	SUI - Switzerland DILLIER Silvan KUENG Stefan								5	5		1	10	-1
4	15	RUS - Russia KOVALEV Evgeny KOVALEV Ivan						3		2	1		4	6	-1
5	14	RVL - Rusvelo ERSHOV Artur KRASNOV Leonid	2	3	3	2			3	1	2		3	16	-2
6	11	ITA - Italy SCARTEZZINI Michele BERTAZZO Liam		5		5			1		3		2	14	-2
7	13	MEX - Mexico AGUIRRE INFANTE José Ramon YEPEZ ARELLANO Diego	3							3			6	6	-2
8	5	DEN - Denmark CHRISTIANSEN Jesper Mørkov BUSK Elias Helleskov	1		1						2		5	4	-2
9	10	HKG - Hong Kong LEUNG Chun Wing CHEUNG King Lok											8	0	-2
10	2	AUT - Austria MATZNER Stefan GRAF Andreas			5			1					15	6	-4
11	12	KAZ - Kazakhstan ZAKHAROV Artyom OMIRZAKOV Dias	5										9	5	-4
12	18	VEN - Venezuela OCHOA QUINTERO Richard ROJAS Maximo			2	3							11	5	-4
13	8	WAL - Team Usn ATKINS George MOULD Jonathan		1									12	1	-5
14	4	CZE - Czech Republic BABEK Tomas RYBIN Ondrej											13	0	-5
15	1	AUS - Australia TANSLEY George LOFT Peter											14	0	-5

17-19 January 2013

Communiqué no. 83

Men's Madison / Madison hommes**Final / Finale****Results / Résultats**

Sat 19 Jan 2013 - 160 laps (40km) with 8 sprints

Elapsed time: **42:55.884**Average Speed: **55.903 km/h**

Rank	Race Number	Name	Sprint Number								Finish Order	Points	Laps Down
			1	2	3	4	5	6	7	8			
	3	COL - Colombia										DNS	
		ARANGO CARVAJAL Juan											
		AVILA Edwin											
	6	PEF - Performance United - Felt										DNS	
		TORRES BARCELO Albert											
		MUNTANER JUANEDA David											
	9	GER - Germany										DNS	
		ACKERMANN Pascal											
		WEINSTEIN Domenic											

Communiqué approved by the President of the Commissaires Panel:

NOTES

No records are kept for this event

LEGEND**DNS** Did Not Start

Men's Madison / Madison hommes
Final / Finale
Start List / Liste de départ

Sat 19 Jan 2013 - 160 laps (40km) with 8 sprints

Race Number	Colour	Team Code	Name
1	BLACK RED	AUS	TANSLEY George LOFT Peter
2	BLACK RED	AUT	MATZNER Stefan GRAF Andreas
3	BLACK RED	COL	ARANGO CARVAJAL Juan Esteban AVILA Edwin
4	BLACK RED	CZE	BABEK Tomas RYBIN Ondrej
5	BLACK RED	DEN	CHRISTIANSEN Jesper Mørkøv BUSK Elias Hellekov
6	BLACK RED	PEF	TORRES BARCELO Albert MUNTANER JUANEDA David
7	BLACK RED	FRA	BRISSE Vivien BOUDAT Thomas
8	BLACK RED	WAL	ATKINS George MOULD Jonathan
9	BLACK RED	GER	ACKERMANN Pascal WEINSTEIN Domenic
10	BLACK RED	HKG	LEUNG Chun Wing CHEUNG King Lok
11	BLACK RED	ITA	SCARTEZZINI Michele BERTAZZO Liam
12	BLACK RED	KAZ	ZAKHAROV Artyom OMIRZAKOV Dias
13	BLACK RED	MEX	AGUIRRE INFANTE José Ramon YEPEZ ARELLANO Diego Johnathan
14	BLACK RED	RVL	ERSHOV Artur KRASNOV Leonid
15	BLACK RED	RUS	KOVALEV Evgeny KOVALEV Ivan
16	BLACK RED	SUI	DILLIER Silvan KUENG Stefan
17	BLACK RED	UKR	RADIONOV Mykhaylo LAGKUTI Sergiy

17-19 January 2013

Communiqué no. 82 Rectificatif 1

Men's Madison / Madison hommes**Final / Finale****Start List / Liste de départ**

Sat 19 Jan 2013 - 160 laps (40km) with 8 sprints

Race Number	Colour	Team Code	Name
18	BLACK RED	VEN	OCHOA QUINTERO Richard ROJAS Maximo

Communiqué approved by the President of the Commissaires Panel:

NOTES

No records are kept for this event

Women's Team Sprint / Vitesse par équipes femmes
World Cup Results / Classement coupe du monde

As of THU 17 JAN 2013

Event No 1	Cali (COL)	11-13.OCT.2012
Event No 2	Glasgow (GBR)	16-18.NOV.2012
Event No 3	Aguascalientes (MEX)	17-19.JAN.2013

Rank	Name	Team Code	Event No 1	Event No 2	Event No 3	Total Points
1	GREAT BRITAIN	GBR	12	12		24
2	JAPAN	JPN	10	3	5	18
3	CHINA	CHN		5	10	15
4	RUSSIA	RUS		7	8	15
5	FRANCE	FRA		8	6	14
6	PETROHOLDING LENINGRAD	PHL		6	7	13
7	VENEZUELA	VEN	7	2	4	13
8	AUSTRALIA	AUS			12	12
9	SPAIN	ESP		10		10
10	COLOMBIA	COL	8			8
11	MEXICO	MEX	5		3	8
12	GUATEMALA	GUA	6			6
13	NETHERLANDS	NED		4		4
14	REYNO DE NAVARRA-TELCO-M-CONOR	NAV		1		1

17-19 January 2013

Communiqué no. 98

Women's Team Sprint / Vitesse par équipes femmes
Results and Final Classification / Résultats et classement final
 Thu 17 Jan 2013 - Race distance: 2 laps

World Record	32.422 CHN - China	London (GBR)	2 AUG 2012
---------------------	--------------------	--------------	------------

	Rank	Team / Name	Lap 1	Time Lap 1-2	Average Speed km/h
GOLD	1	AUS - Australia 70 MCCULLOCH Kaarle 71 MORTON Stephanie	18.944	33.033 14.089	54.490
SILVER	2	CHN - China 86 XU Yulei 87 ZHONG Tianshi	19.287	33.307 14.020	54.042
BRONZE	3	RUS - Russia 194 SHMELEVA Daria 196 VOYNOVA Anastasiia	19.326	33.567 14.241	53.624
	4	PHL - Petroholding Leningrad 181 BREZHNIWA Elena 182 GNIDENKO Ekaterina	19.146	33.782 14.636	53.282
	5	FRA - France 106 CUEFF Virginie 107 MONTAUBAN Olivia			
	6	JPN - Japan 139 KASE Kanako 140 MAEDA Kayono			
	7	VEN - Venezuela 228 PRADA RODRIGUEZ M. 229 TAPIA Gleydimar			
	8	MEX - Mexico 152 ALANIS Erika 154 FONG ECHEVARRIA Frany Maria			

Communiqué approved by the President of the Commissaires Panel:

.....

NOTES

Riders are presented in their starting order

17-19 January 2013

Women's Team Sprint / Vitesse par équipes femmes

Finals / Finales

Race Analysis / Analyse de la course

Thu 17 Jan 2013

BRONZE

Distance	RUS - Russia			Lap Time	PHL - Petroholding Leningrad			
	Time	Rank	Rank		Distance	Time	Rank	Lap Time
125m	11.804	2	2		125m	11.645	1	
250m	19.326	2	2	19.326	250m	19.146	1	19.146
375m	26.439	2	2		375m	26.390	1	
500m	33.567	1	1	14.241	500m	33.782	2	14.636

GOLD

Distance	AUS - Australia			Lap Time	CHN - China			
	Time	Rank	Rank		Distance	Time	Rank	Lap Time
125m	11.617	1	1		125m	11.931	2	
250m	18.944	1	1	18.944	250m	19.287	2	19.287
375m	25.926	1	1		375m	26.338	2	
500m	33.033	1	1	14.089	500m	33.307	2	14.020

17-19 January 2013

Communiqué no. 97

Women's Team Sprint / Vitesse par équipes femmes
Finals / Finales
Start List / Liste de départ

Thu 17 Jan 2013 - Race distance: 2 laps

World Record	32.422 CHN - China	London (GBR)	2 AUG 2012
---------------------	--------------------	--------------	------------

Heat	Race Number	Team / Name	Time
FOR BRONZE	194	RUS - Russia	_____
		SHMELEVA Daria	
	196	VOYNOVA Anastasiia	
	181	PHL - Petroholding Leningrad	_____
		BREZHNIVA Elena	
	182	GNIDENKO Ekaterina	
FOR GOLD	70	AUS - Australia	_____
		MCCULLOCH Kaarle	
	71	MORTON Stephanie	
	86	CHN - China	_____
		XU Yulei	
	87	ZHONG Tianshi	

Communiqué approved by the President of the Commissaires Panel:

NOTES

The composition of the teams may be subject to change up to thirty (30) minutes before the start of the race. Sorted in the order given by the team.

17-19 January 2013

Communiqué no. 96

Women's Team Sprint / Vitesse par équipes femmes
Qualifying / Qualifications
Results / Résultats

jeu. 17 janv. 2013 - Race distance: 2 laps

World Record	32.422 CHN - China	London (GBR)	2 AUG 2012
---------------------	--------------------	--------------	------------

Rank	Team / Name	Lap 1	Time Lap 1-2	Average Speed km/h
1	AUS - Australia 70 MCCULLOCH Kaarle 71 MORTON Stephanie	18.926 (1)	32.983 14.057 (2)	54.573
2	CHN - China 86 XU Yulei 87 ZHONG Tianshi	19.275 (4)	33.177 13.902 (1)	54.254
3	RUS - Russia 194 SHMELEVA Daria 196 VOYNOVA Anastasiia	19.139 (3)	33.444 14.305 (3)	53.821
4	PHL - Petroholding Leningrad 181 BREZHNIVA Elena 182 GNIDENKO Ekaterina	19.083 (2)	33.624 14.541 (5)	53.533
5	FRA - France 106 CUEFF Virginie 107 MONTAUBAN Olivia	19.368 (5)	33.697 14.329 (4)	53.417
6	JPN - Japan 140 MAEDA Kayono 139 KASE Kanako	19.699 (6)	34.805 15.106 (7)	51.716
7	VEN - Venezuela 228 PRADA RODRIGUEZ M. 229 TAPIA Gleydimar	20.066 (7)	34.907 14.841 (6)	51.565
8	MEX - Mexico 154 FONG ECHEVARRIA Frany Maria 152 ALANIS Erika	20.590 (8)	36.356 15.766 (8)	49.510

Qualification rule:

Fastest 2 teams race for gold and 3rd and 4th teams race for bronze.

17-19 January 2013

Communiqué no. 96

Women's Team Sprint / Vitesse par équipes femmes
Qualifying / Qualifications
Results / Résultats

jeu. 17 janv. 2013 - Race distance: 2 laps

World Record	32.422 CHN - China	London (GBR)	2 AUG 2012
---------------------	--------------------	--------------	------------

Rank	Team / Name	Lap 1	Time Lap 1-2	Average Speed km/h
------	-------------	-------	-----------------	--------------------------

Communiqué approved by the President of the Commissaires Panel:

NOTES

Riders are presented in their starting order

17-19 January 2013

Women's Team Sprint / Vitesse par équipes femmes
Qualifying / Qualifications
Race Analysis / Analyse de la course

Thu 17 Jan 2013

Heat 1

JPN - Japan							
Distance	Time	Rank	Lap Time	Distance	Time	Rank	Lap Time
125m	12.194	6		0m			
250m	19.699	6	19.699	0m			
375m	27.443	7		0m			
500m	34.805	6	15.106	0m			

Heat 2

PHL - Petroholding Leningrad				VEN - Venezuela			
Distance	Time	Rank	Lap Time	Distance	Time	Rank	Lap Time
125m	11.724	3		125m	12.419	7	
250m	19.083	2	19.083	250m	20.066	7	20.066
375m	26.324	4		375m	27.441	6	
500m	33.624	4	14.541	500m	34.907	7	14.841

Heat 3

AUS - Australia				FRA - France			
Distance	Time	Rank	Lap Time	Distance	Time	Rank	Lap Time
125m	11.634	2		125m	11.966	5	
250m	18.926	1	18.926	250m	19.368	5	19.368
375m	25.917	1		375m	26.503	5	
500m	32.983	1	14.057	500m	33.697	5	14.329

Heat 4

CHN - China				RUS - Russia			
Distance	Time	Rank	Lap Time	Distance	Time	Rank	Lap Time
125m	11.962	4		125m	11.633	1	
250m	19.275	4	19.275	250m	19.139	3	19.139
375m	26.297	3		375m	26.273	2	
500m	33.177	2	13.902	500m	33.444	3	14.305

Heat 5

				MEX - Mexico			
Distance	Time	Rank	Lap Time	Distance	Time	Rank	Lap Time
0m				125m	12.709	8	
0m				250m	20.590	8	20.590
0m				375m	28.451	8	
0m				500m	36.356	8	15.766

17-19 January 2013

Communiqué no. 95

Women's Team Sprint / Vitesse par équipes femmes
Qualifying / Qualifications
Start List / Liste de départ

jeu. 17 janv. 2013 - Race distance: 2 laps

World Record	32.422 CHN - China	London (GBR)	2 AUG 2012
---------------------	--------------------	--------------	------------

Heat	Race Number	Team / Name	Time
1		JPN - Japan	_____
	140	MAEDA Kayono	
	139	KASE Kanako	
2		PHL - Petroholding Leningrad	_____
	181	BREZHNIWA Elena	
	182	GNIDENKO Ekaterina	
		VEN - Venezuela	_____
	229	TAPIA Gleydimar	
	228	PRADA RODRIGUEZ M.	
3		AUS - Australia	_____
	70	MCCULLOCH Kaarle	
	71	MORTON Stephanie	
		FRA - France	_____
	107	MONTAUBAN Olivia	
	106	CUEFF Virginie	
4		CHN - China	_____
	86	XU Yulei	
	87	ZHONG Tianshi	
		RUS - Russia	_____
	194	SHMELEVA Daria	
	196	VOYNOVA Anastasiia	
5		MEX - Mexico	_____
	154	FONG ECHEVARRIA Frany Maria	
	152	ALANIS Erika	

Qualification rule:

Fastest 2 teams race for gold and 3rd and 4th teams race for bronze.

Communiqué approved by the President of the Commissaires Panel:

NOTES

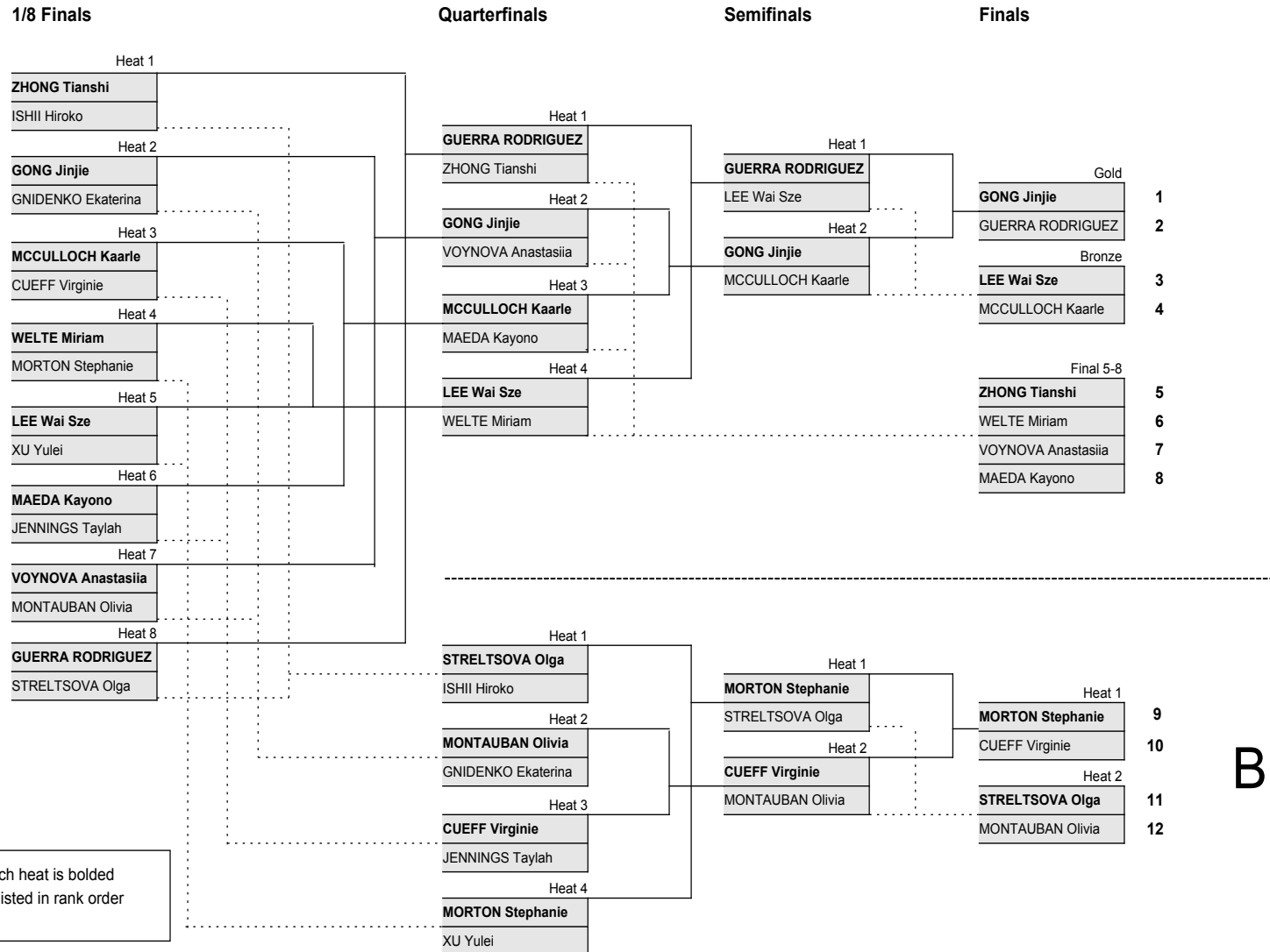
The composition of the teams may be subject to change up to thirty (30) minutes before the start of the race. Sorted in the order given by the team.

Women's Sprint / Vitesse femmes
World Cup Results / Classement coupe du monde
 As of FRI 18 JAN 2013

Event No 1	Cali (COL)	11-13.OCT.2012
Event No 2	Glasgow (GBR)	16-18.NOV.2012
Event No 3	Aguascalientes (MEX)	17-19.JAN.2013

Rank	Name	Team Code	Event No 1	Event No 2	Event No 3	Total Points
1	LEE Wai Sze	HKG	12	7	8	27
2	VARNISH Jessica	GBR	8	10		18
3	JAMES Rebecca Angharad	GBR	10	8		18
4	GONG Jinjie	GPC			12	12
5	VOGEL Kristina	GER		12		12
6	GUERRA RODRIGUEZ Lisandra	CUB			10	10
7	MCCULLOCH Kaarle	AUS			7	7
8	CASAS ROIGE Helena	ESP	7			7
9	MAEDA Kayono	JPN	4		3	7
10	ZHONG Tianshi	CHN			6	6
11	BREZHNIVA Elena	PHL		6		6
12	GAVIRIA Juliana	COL	6			6
13	CUEFF Virginie	FRA	5		1	6
14	VOYNOVA Anastasiya	RUS		2	4	6
15	WELTE Miriam	GER			5	5
16	MONTAUBAN Olivia	FRA		5		5
17	SHI Jingjing	CHN		4		4
18	CALVO BARBERO Tania	ESP		3		3
19	MORTON Stephanie	AUS			2	2
20	ISHII Hiroko	JPN	2			2
21	GNIDENKO Ekaterina	PHL		1		1
22	GAXIOLA GONZALEZ Luz Daniela	MEX	1			1

Women's Sprint / Vitesse femmes Sprint Summary / Résumé vitesse



B

17-19 January 2013

Communiqué no. 117

Women's Sprint / Vitesse femmes
Results and Final Classification / Résultats et classement final

Fri 18 Jan 2013 - Race distance: 3 laps

	Rank	Race Number	Name	Team Code	1st Race	2nd Race	Decider
GOLD	1	118	GONG Jinjie	GPC	X	X	
SILVER	2	91	GUERRA RODRIGUEZ Lisandra	CUB	+0.118	+0.613	
BRONZE	3	125	LEE Wai Sze	HKG	X	X	
	4	70	MCCULLOCH Kaarle	AUS	+0.073	+0.209	
	5	87	ZHONG Tianshi	CHN			
	6	114	WELTE Miriam	GER			
	7	196	VOYNOVA Anastasiia	RUS			
	8	140	MAEDA Kayono	JPN			
	9	71	MORTON Stephanie	AUS			
	10	106	CUEFF Virginie	FRA			
	11	201	STRELTSOVA Olga	RVL			
	12	107	MONTAUBAN Olivia	FRA			
	13	136	JENNINGS Taylah	JAY			
	14	86	XU Yulei	CHN			
	15	182	GNIDENKO Ekaterina	PHL			
	16	84	ISHII Hiroko	CCT			
	17	181	BREZHNIWA Elena	PHL			
	18	218	TSOS Olena	UKR			
	19	139	KASE Kanako	JPN			
	20	194	SHMELEVA Daria	RUS			
	21	228	PRADA RODRIGUEZ M.	VEN			
	22	135	DONATO Giulia	ITA			
	23	230	VILERA Mariaesthela	VEN			
	24	152	ALANIS Erika	MEX			
	25	99	CRUZ Karen	ESA			
	26	154	FONG ECHEVARRIA Frany Maria	MEX			
	27	13	TORRES Stephanie	ECU			
	28	169	EL BUSTO ARTEAGA Ainara	NAV			

Communiqué approved by the President of the Commissaires Panel:

.....

17-19 January 2013

Communiqué no. 116

Women's Sprint / Vitesse femmes**Finals / Finales****Start List / Liste de départ**

Fri 18 Jan 2013 - Race distance: 3 laps

Heat	Race Number	Name	Team Code	1st Race	2nd Race	Decider
FOR	125	LEE Wai Sze	HKG	_____	_____	_____
BRONZE	70	MCCULLOCH Kaarle	AUS	_____	_____	_____
FOR	91	GUERRA RODRIGUEZ Lisandra	CUB	_____	_____	_____
GOLD	118	GONG Jinjie	GPC	_____	_____	_____

Communiqué approved by the President of the Commissaires Panel:
.....

17-19 January 2013

Communiqué no. 115

Women's Sprint / Vitesse femmes
Semifinals / Demi-finales
Results / Résultats

Fri 18 Jan 2013 - Race distance: 3 laps

Heat	Rank	Race Number	Name	Team Code	1st Race	2nd Race	Decider
1	1	91	GUERRA RODRIGUEZ Lisandra	CUB	X	X	
	2	125	LEE Wai Sze	HKG	+0.047	+0.065	
2	1	118	GONG Jinjie	GPC	X	X	
	2	70	MCCULLOCH Kaarle	AUS	+0.210	+0.349	

Qualification rule:

Winners race for gold. Losers race for bronze.

Communiqué approved by the President of the Commissaires Panel:

.....

17-19 January 2013

Communiqué no. 114

Women's Sprint / Vitesse femmes**Semifinals / Demi-finales****Start List / Liste de départ**

Fri 18 Jan 2013 - Race distance: 3 laps

Heat	Race Number	Name	Team Code	1st Race	2nd Race	Decider
1	91	GUERRA RODRIGUEZ Lisandra	CUB	_____	_____	_____
	125	LEE Wai Sze	HKG	_____	_____	_____
2	118	GONG Jinjie	GPC	_____	_____	_____
	70	MCCULLOCH Kaarle	AUS	_____	_____	_____

Qualification rule:

Winners race for gold. Losers race for bronze.

Communiqué approved by the President of the Commissaires Panel:

.....

17-19 January 2013

Communiqué no. 113

Women's Sprint / Vitesse femmes
Race for 5th-8th Places / Classement places 5-8
Results / Résultats

Fri 18 Jan 2013 - Race distance: 3 laps

Rank	Race Number	Name	Team Code	Gap
5	87	ZHONG Tianshi	CHN	
6	114	WELTE Miriam	GER	+0.038
7	196	VOYNOVA Anastasiia	RUS	+0.269
8	140	MAEDA Kayono	JPN	+0.479

No. 87 ZHONG Tianshi (CHN)

Warning for delaying the start (art 12.1.040.28)

Avertissement pour avoir retardé le départ (art 12.1.040.28)

Communiqué approved by the President of the Commissaires Panel:

NOTES

The average speed is taken over the last 200m

17-19 January 2013

Communiqué no. 112

Women's Sprint / Vitesse femmes
Race for 5th-8th Places / Classement places 5-8
Start List / Liste de départ

Fri 18 Jan 2013 - Race distance: 3 laps

Race Number	Name	Team Code	200m Time
87	ZHONG Tianshi	CHN	_____
196	VOYNOVA Anastasiia	RUS	_____
140	MAEDA Kayono	JPN	_____
114	WELTE Miriam	GER	_____

Communiqué approved by the President of the Commissaires Panel:

.....

17-19 January 2013

Communiqué no. 105

Women's Sprint / Vitesse femmes
Quarterfinals / Quart de finales
Results / Résultats

Fri 18 Jan 2013 - Race distance: 3 laps

Heat	Rank	Race Number	Name	Team Code	1st Race	2nd Race	Decider
1	1	91	GUERRA RODRIGUEZ Lisandra	CUB	X	+0.132	X
	2	87	ZHONG Tianshi	CHN	+0.041	X	+0.015
2	1	118	GONG Jinjie	GPC	X	X	
	2	196	VOYNOVA Anastasiia	RUS	+0.852	+0.042	
3	1	70	MCCULLOCH Kaarle	AUS	X	X	
	2	140	MAEDA Kayono	JPN	+0.331	+0.297	
4	1	125	LEE Wai Sze	HKG	X	X	
	2	114	WELTE Miriam	GER	+0.157	+0.071	

Qualification rule:

Winner of each heat qualifies to semifinals. Losers go to race for 5th-8th place.

Communiqué approved by the President of the Commissaires Panel:

.....

17-19 January 2013

Communiqué no. 104

Women's Sprint / Vitesse femmes

Quarterfinals / Quart de finales

Start List / Liste de départ

Fri 18 Jan 2013 - Race distance: 3 laps

Heat	Race Number	Name	Team Code	1st Race	2nd Race	Decider
1	87	ZHONG Tianshi	CHN	_____	_____	_____
	91	GUERRA RODRIGUEZ Lisandra	CUB	_____	_____	_____
2	118	GONG Jinjie	GPC	_____	_____	_____
	196	VOYNOVA Anastasiia	RUS	_____	_____	_____
3	70	MCCULLOCH Kaarle	AUS	_____	_____	_____
	140	MAEDA Kayono	JPN	_____	_____	_____
4	114	WELTE Miriam	GER	_____	_____	_____
	125	LEE Wai Sze	HKG	_____	_____	_____

Qualification rule:

Winner of each heat qualifies to semifinals. Losers go to race for 5th-8th place.

Communiqué approved by the President of the Commissaires Panel:

.....

17-19 January 2013

Communiqué no. 103

Women's Sprint / Vitesse femmes
1/8 Finals / 1/8 de finales
Results / Résultats

Fri 18 Jan 2013 - Race distance: 3 laps

Heat	Rank	Race Number	Name	Team Code	Gap
1	1	87	ZHONG Tianshi	CHN	
	2	84	ISHII Hiroko	CCT	+1.044
2	1	118	GONG Jinjie	GPC	
	2	182	GNIDENKO Ekaterina	PHL	+0.060
3	1	70	MCCULLOCH Kaarle	AUS	
	2	106	CUEFF Virginie	FRA	+0.061
4	1	114	WELTE Miriam	GER	
	2	71	MORTON Stephanie	AUS	+0.001
5	1	125	LEE Wai Sze	HKG	
	2	86	XU Yulei	CHN	+0.141
6	1	140	MAEDA Kayono	JPN	
	2	136	JENNINGS Taylah	JAY	+0.088
7	1	196	VOYNOVA Anastasiia	RUS	
	2	107	MONTAUBAN Olivia	FRA	+0.232
8	1	91	GUERRA RODRIGUEZ Lisandra	CUB	
	2	201	STRELTSOVA Olga	RVL	+0.005

Qualification rule:

Winner of each heat qualifies to quarterfinals. Losers go to quarterfinals b.

Communiqué approved by the President of the Commissaires Panel:

NOTES

The average speed is taken over the last 200m

17-19 January 2013

Communiqué no. 102

Women's Sprint / Vitesse femmes

1/8 Finals / 1/8 de finales

Start List / Liste de départ

Fri 18 Jan 2013 - Race distance: 3 laps

Heat	Race Number	Name	Team Code	200m Time
1	87	ZHONG Tianshi	CHN	_____
	84	ISHII Hiroko	CCT	_____
2	118	GONG Jinjie	GPC	_____
	182	GNIDENKO Ekaterina	PHL	_____
3	70	MCCULLOCH Kaarle	AUS	_____
	106	CUEFF Virginie	FRA	_____
4	71	MORTON Stephanie	AUS	_____
	114	WELTE Miriam	GER	_____
5	125	LEE Wai Sze	HKG	_____
	86	XU Yulei	CHN	_____
6	136	JENNINGS Taylah	JAY	_____
	140	MAEDA Kayono	JPN	_____
7	107	MONTAUBAN Olivia	FRA	_____
	196	VOYNOVA Anastasiia	RUS	_____
8	91	GUERRA RODRIGUEZ Lisandra	CUB	_____
	201	STRELTSOVA Olga	RVL	_____

Qualification rule:

Winner of each heat qualifies to quarterfinals. Losers go to quarterfinals b.

Communiqué approved by the President of the Commissaires Panel:

.....

17-19 January 2013

Communiqué no. 111

Women's Sprint / Vitesse femmes**Finals B / Finales B****Results / Résultats**

Fri 18 Jan 2013 - Race distance: 3 laps

Heat	Rank	Race Number	Name	Team Code	Gap
2	9	71	MORTON Stephanie	AUS	
	10	106	CUEFF Virginie	FRA	+0.089
1	11	201	STRELTSOVA Olga	RVL	
	12	107	MONTAUBAN Olivia	FRA	+0.057

Communiqué approved by the President of the Commissaires Panel:

NOTES

The average speed is taken over the last 200m

17-19 January 2013

Communiqué no. 110

Women's Sprint / Vitesse femmes**Finals B / Finales B****Start List / Liste de départ**

Fri 18 Jan 2013 - Race distance: 3 laps

Heat	Race Number	Name	Team Code	200m Time
1	201	STRELTSOVA Olga	RVL	_____
	107	MONTAUBAN Olivia	FRA	_____
2	71	MORTON Stephanie	AUS	_____
	106	CUEFF Virginie	FRA	_____

Communiqué approved by the President of the Commissaires Panel:

.....

17-19 January 2013

Communiqué no. 109

Women's Sprint / Vitesse femmes
Semifinals B / Demi-finales B
Results / Résultats

Fri 18 Jan 2013 - Race distance: 3 laps

Heat	Rank	Race Number	Name	Team Code	Gap
1	1	71	MORTON Stephanie	AUS	
	2	201	STRELTSOVA Olga	RVL	+0.026
2	1	106	CUEFF Virginie	FRA	
	2	107	MONTAUBAN Olivia	FRA	+0.033

Qualification rule:

Winners race for 9th and 10th. Losers race for 11th and 12th.

Communiqué approved by the President of the Commissaires Panel:

NOTES

The average speed is taken over the last 200m

17-19 January 2013

Communiqué no. 108

Women's Sprint / Vitesse femmes**Semifinals B / Demi-finales B****Start List / Liste de départ**

Fri 18 Jan 2013 - Race distance: 3 laps

Heat	Race Number	Name	Team Code	200m Time
1	201	STRELTSOVA Olga	RVL	_____
	71	MORTON Stephanie	AUS	_____
2	107	MONTAUBAN Olivia	FRA	_____
	106	CUEFF Virginie	FRA	_____

Qualification rule:

Winners race for 9th and 10th. Losers race for 11th and 12th.

Communiqué approved by the President of the Commissaires Panel:
.....

17-19 January 2013

Communiqué no. 107

Women's Sprint / Vitesse femmes
Quarterfinals B / Quart de finales B
Results / Résultats

Fri 18 Jan 2013 - Race distance: 3 laps

Heat	Rank	Race Number	Name	Team Code	Gap
1	1	201	STRELTSOVA Olga	RVL	
	2	84	ISHII Hiroko	CCT	+0.120
2	1	107	MONTAUBAN Olivia	FRA	
	2	182	GNIDENKO Ekaterina	PHL	+0.043
3	1	106	CUEFF Virginie	FRA	
	2	136	JENNINGS Taylah	JAY	+0.007
4	1	71	MORTON Stephanie	AUS	
	2	86	XU Yulei	CHN	+0.053

Qualification rule:

Winner of each heat qualify to semifinals B.

Communiqué approved by the President of the Commissaires Panel:

NOTES

The average speed is taken over the last 200m

17-19 January 2013

Communiqué no. 106

Women's Sprint / Vitesse femmes
Quarterfinals B / Quart de finales B
Start List / Liste de départ

Fri 18 Jan 2013 - Race distance: 3 laps

Heat	Race Number	Name	Team Code	200m Time
1	84	ISHII Hiroko	CCT	_____
	201	STRELTSOVA Olga	RVL	_____
2	182	GNIDENKO Ekaterina	PHL	_____
	107	MONTAUBAN Olivia	FRA	_____
3	106	CUEFF Virginie	FRA	_____
	136	JENNINGS Taylah	JAY	_____
4	71	MORTON Stephanie	AUS	_____
	86	XU Yulei	CHN	_____

Qualification rule:

Winner of each heat qualify to semifinals B.

Communiqué approved by the President of the Commissaires Panel:

.....

17-19 January 2013

Communiqué no. 101

Women's Sprint / Vitesse femmes
Qualifying / Qualifications
Results / Résultats

Fri 18 Jan 2013 - Race distance: 200m flying start (3.5 laps)

World Record	10.643 WELTE Miriam	GER	Colorado Springs (USA)	22 JUN 2012
---------------------	---------------------	-----	------------------------	-------------

Rank	Race Number	Name	Team Code	100m	Time 100-200	Average Speed km/h
1	87	ZHONG Tianshi	CHN	5.245 (2)	10.573 5.328 (1)	68.097 WR
2	118	GONG Jinjie	GPC	5.235 (1)	10.642 5.407 (4)	67.656
3	70	MCCULLOCH Kaarle	AUS	5.293 (3)	10.663 5.370 (2)	67.523
4	71	MORTON Stephanie	AUS	5.347 (5)	10.719 5.372 (3)	67.170
5	125	LEE Wai Sze	HKG	5.322 (4)	10.780 5.458 (5)	66.790
6	136	JENNINGS Taylah	JAY	5.390 (7)	10.877 5.487 (6)	66.194
7	107	MONTAUBAN Olivia	FRA	5.390 (7)	10.897 5.507 (7)	66.073
8	91	GUERRA RODRIGUEZ Lisandra	CUB	5.387 (6)	10.899 5.512 (8)	66.061
9	201	STRELTSOVA Olga	RVL	5.404 (9)	10.945 5.541 (9)	65.783
10	196	VOYNOVA Anastasiia	RUS	5.426 (10)	10.967 5.541 (9)	65.651
11	140	MAEDA Kayono	JPN	5.457 (13)	11.014 5.557 (11)	65.371
12	86	XU Yulei	CHN	5.452 (12)	11.045 5.593 (12)	65.187
13	114	WELTE Miriam	GER	5.444 (11)	11.053 5.609 (13)	65.140
14	106	CUEFF Virginie	FRA	5.472 (14)	11.086 5.614 (14)	64.946
15	182	GNIDENKO Ekaterina	PHL	5.478 (15)	11.117 5.639 (16)	64.765
16	84	ISHII Hiroko	CCT	5.537 (17)	11.163 5.626 (15)	64.498
17	181	BREZHNIWA Elena	PHL	5.514 (16)	11.202 5.688 (18)	64.274
18	218	TSOS Olena	UKR	5.542 (18)	11.209 5.667 (17)	64.234
19	139	KASE Kanako	JPN	5.577 (21)	11.283 5.706 (19)	63.812
20	194	SHMELEVA Daria	RUS	5.565 (19)	11.290 5.725 (20)	63.773
21	228	PRADA RODRIGUEZ M.	VEN	5.566 (20)	11.306 5.740 (21)	63.683
22	135	DONATO Giulia	ITA	5.792 (24)	11.673 5.881 (22)	61.680
23	230	VILERA Mariaesthela	VEN	5.739 (22)	11.698 5.959 (25)	61.548
24	152	ALANIS Erika	MEX	5.815 (25)	11.739 5.924 (23)	61.334
25	99	CRUZ Karen	ESA	5.824 (26)	11.763 5.939 (24)	61.208

17-19 January 2013

Communiqué no. 101

Women's Sprint / Vitesse femmes**Qualifying / Qualifications****Results / Résultats**

Fri 18 Jan 2013 - Race distance: 200m flying start (3.5 laps)

World Record	10.643	WELTE Miriam	GER	Colorado Springs (USA)	22 JUN 2012
---------------------	--------	--------------	-----	------------------------	-------------

Rank	Race Number	Name	Team Code	100m	Time 100-200	Average Speed km/h
26	154	FONG ECHEVARRIA Frany Maria	MEX	5.785 (23)	11.772 5.987 (26)	61.162
27	13	TORRES Stephanie	ECU	5.884 (27)	11.915 6.031 (27)	60.428
28	169	EL BUSTO ARTEAGA Ainara	NAV	5.988 (28)	12.273 6.285 (28)	58.665

Qualification rule:

Top 16 riders qualify for 1/8 finals

Communiqué approved by the President of the Commissaires Panel:

LEGEND
WR World Record

17-19 January 2013

Communiqué no. 100

Women's Sprint / Vitesse femmes
Qualifying / Qualifications
Start List / Liste de départ

Fri 18 Jan 2013 - Race distance: 200m flying start (3.5 laps)

World Record	10.643	WELTE Miriam	GER	Colorado Springs (USA)	22 JUN 2012
---------------------	--------	--------------	-----	------------------------	-------------

Order	Race Number	Name	Team Code	Time
1	230	VILERA Mariaesthela	VEN	_____
2	13	TORRES Stephanie	ECU	_____
3	87	ZHONG Tianshi	CHN	_____
4	228	PRADA RODRIGUEZ M.	VEN	_____
5	194	SHMELEVA Daria	RUS	_____
6	154	FONG ECHEVARRIA Frany Maria	MEX	_____
7	218	TSOS Olena	UKR	_____
8	152	ALANIS Erika	MEX	_____
9	118	GONG Jinjie	GPC	_____
10	139	KASE Kanako	JPN	_____
11	114	WELTE Miriam	GER	_____
12	86	XU Yulei	CHN	_____
13	169	EL BUSTO ARTEAGA Ainara	NAV	_____
14	99	CRUZ Karen	ESA	_____
15	201	STRELTSOVA Olga	RVL	_____
16	135	DONATO Giulia	ITA	_____
17	84	ISHII Hiroko	CCT	_____
18	136	JENNINGS Taylah	JAY	_____
19	182	GNIDENKO Ekaterina	PHL	_____
20	140	MAEDA Kayono	JPN	_____
21	71	MORTON Stephanie	AUS	_____
22	70	MCCULLOCH Kaarle	AUS	_____
23	91	GUERRA RODRIGUEZ Lisandra	CUB	_____
24	106	CUEFF Virginie	FRA	_____
25	196	VOYNOVA Anastasiia	RUS	_____
26	181	BREZHNIVA Elena	PHL	_____
27	107	MONTAUBAN Olivia	FRA	_____
28	125	LEE Wai Sze	HKG	_____

Qualification rule:

Top 16 riders qualify for 1/8 finals

Communiqué approved by the President of the Commissaires Panel:

.....

Women's Keirin / Keirin femmes
World Cup Results / Classement coupe du monde
 As of SAT 19 JAN 2013

Event No 1	Cali (COL)	11-13.OCT.2012
Event No 2	Glasgow (GBR)	16-18.NOV.2012
Event No 3	Aguascalientes (MEX)	17-19.JAN.2013

Rank	Name	Team Code	Event No 1	Event No 2	Event No 3	Total Points
1	LEE Wai Sze	HKG	5	8	7	20
2	JAMES Rebecca Angharad	GBR	7	6		13
3	ZHONG Tianshi	CHN			12	12
4	VOGEL Kristina	GER		12		12
5	GAVIRIA Juliana	COL	12			12
6	GNIDENKO Ekaterina	PHL		10	2	12
7	CUEFF Virginie	FRA	8		4	12
8	GONG Jinjie	GPC			10	10
9	GAXIOLA GONZALEZ Luz Daniela	MEX	10			10
10	XU Yulei	CHN			8	8
11	VARNISH Jessica	GBR	6	2		8
12	CASAS ROIGE Helena	ESP	4	4		8
13	PANARINA Olga	BLR		7		7
14	JENNINGS Taylah	JAY			6	6
15	GUERRA RODRIGUEZ Lisandra	CUB	3		3	6
16	MORTON Stephanie	AUS			5	5
17	CLAIR Sandie	FRA		5		5
18	BREZHNIWA Elena	PHL		3		3
19	ISHII Hiroko	JPN	2			2
20	WELTE Miriam	GER			1	1
21	CALVO BARBERO Tania	ESP		1		1
22	FONG ECHEVARRIA Frany Maria	MEX	1			1

Women's Keirin / Keirin femmes
Results and Final Classification / Résultats et classement final

Sat 19 Jan 2013 - Race distance: 8 laps

Heat	Rank	Race Number	Name	Team Code	Gap
Final 1-6	1	87	ZHONG Tianshi	CHN	
	2	118	GONG Jinjie	GPC	+0.072
	3	86	XU Yulei	CHN	+0.088
	4	125	LEE Wai Sze	HKG	+0.172
	5	136	JENNINGS Taylah	JAY	+0.270
	6	71	MORTON Stephanie	AUS	+0.482
Final 7-11	7	106	CUEFF Virginie	FRA	
	8	91	GUERRA RODRIGUEZ Lisandra	CUB	+0.018
	9	182	GNIDENKO Ekaterina	PHL	+0.045
	10	114	WELTE Miriam	GER	+0.340
	11	107	MONTAUBAN Olivia	FRA	+0.546
	12	84	ISHII Hiroko	CCT	
	12	139	KASE Kanako	JPN	
	12	152	ALANIS Erika	MEX	
	12	196	VOYNOVA Anastasiia	RUS	
	16	169	EL BUSTO ARTEAGA Ainara	NAV	
	16	181	BREZHNIWA Elena	PHL	
	16	194	SHMELEVA Daria	RUS	
	16	201	STRELTSOVA Olga	RVL	
	20	140	MAEDA Kayono	JPN	
	20	154	FONG ECHEVARRIA Frany Maria	MEX	
	20	218	TSOS Olena	UKR	
	20	230	VILERA Mariaesthela	VEN	
	24	99	CRUZ Karen	ESA	
	24	229	TAPIA Gleydimar	VEN	

Communiqué approved by the President of the Commissaires Panel:

.....

17-19 January 2013

Communiqué no. 126

Women's Keirin / Keirin femmes**Finals / Finales****Start List / Liste de départ**

Sat 19 Jan 2013 - Race distance: 8 laps

Heat	Race Number	Name	Team Code
Final 7-11	91	GUERRA RODRIGUEZ Lisandra	CUB
	106	CUEFF Virginie	FRA
	107	MONTAUBAN Olivia	FRA
	114	WELTE Miriam	GER
	182	GNIDENKO Ekaterina	PHL
Final 1-6	71	MORTON Stephanie	AUS
	86	XU Yulei	CHN
	87	ZHONG Tianshi	CHN
	118	GONG Jinjie	GPC
	125	LEE Wai Sze	HKG
	136	JENNINGS Taylah	JAY

Communiqué approved by the President of the Commissaires Panel:

.....

17-19 January 2013

Communiqué no. 125

Women's Keirin / Keirin femmes
Second Round / Deuxième tour
Results / Résultats

Sat 19 Jan 2013 - Race distance: 8 laps

Heat	Rank	Race Number	Name	Team Code	Gap
1	1	71	MORTON Stephanie	AUS	
	2	125	LEE Wai Sze	HKG	+0.173
	3	87	ZHONG Tianshi	CHN	+0.344
	4	114	WELTE Miriam	GER	+0.376
	5	91	GUERRA RODRIGUEZ Lisandra	CUB	+0.447
	6	182	GNIDENKO Ekaterina	PHL	+0.717
2	1	118	GONG Jinjie	GPC	
	2	136	JENNINGS Taylah	JAY	+0.095
	3	86	XU Yulei	CHN	+0.297
	4	107	MONTAUBAN Olivia	FRA	+0.601
	5	106	CUEFF Virginie	FRA	+2.186
		70	MCCULLOCH Kaarle	AUS	DSQ

Qualification rule:

First 3 riders in each heat qualify to final 1-6 and the others to final 7-12.

No. 70 MCCULLOCH Kaarle (AUS)

 Disqualification for improper conduct behind the derny
 Disqualification pour conduite incorrecte derrière le derny

Communiqué approved by the President of the Commissaires Panel:

LEGEND
 DSQ Disqualified

17-19 January 2013

Communiqué no. 124

Women's Keirin / Keirin femmes**Second Round / Deuxième tour****Start List / Liste de départ**

Sat 19 Jan 2013 - Race distance: 8 laps

Heat	Race Number	Name	Team Code
1	71	MORTON Stephanie	AUS
	87	ZHONG Tianshi	CHN
	91	GUERRA RODRIGUEZ Lisandra	CUB
	114	WELTE Miriam	GER
	125	LEE Wai Sze	HKG
	182	GNIDENKO Ekaterina	PHL
2	70	MCCULLOCH Kaarle	AUS
	86	XU Yulei	CHN
	106	CUEFF Virginie	FRA
	107	MONTAUBAN Olivia	FRA
	118	GONG Jinjie	GPC
	136	JENNINGS Taylah	JAY

Qualification rule:

First 3 riders in each heat qualify to final 1-6 and the others to final 7-12.

Communiqué approved by the President of the Commissaires Panel:
.....

17-19 January 2013

Communiqué no. 123

Women's Keirin / Keirin femmes
First Round Repechage / Repêchage premier tour
Results / Résultats

Sat 19 Jan 2013 - Race distance: 8 laps

Heat	Rank	Race Number	Name	Team Code	Gap
1	1	114	WELTE Miriam	GER	
	2	152	ALANIS Erika	MEX	+0.762
	3	169	EL BUSTO ARTEAGA Ainara	NAV	+1.762
	4	230	VILERA Mariaesthela	VEN	REL
2	1	107	MONTAUBAN Olivia	FRA	
	2	84	ISHII Hiroko	CCT	+0.152
	3	201	STRELTSOVA Olga	RVL	+0.177
	4	218	TSOS Olena	UKR	+0.317
	5	229	TAPIA Gleydimar	VEN	+0.356
3	1	70	MCCULLOCH Kaarle	AUS	
	2	139	KASE Kanako	JPN	+0.117
	3	181	BREZHNIWA Elena	PHL	+0.196
	4	140	MAEDA Kayono	JPN	+0.221
	5	99	CRUZ Karen	ESA	+0.361
4	1	91	GUERRA RODRIGUEZ Lisandra	CUB	
	2	196	VOYNOVA Anastasiia	RUS	+0.339
	3	194	SHMELEVA Daria	RUS	+0.380
	4	154	FONG ECHEVARRIA Frany Maria	MEX	+0.609

Qualification rule:

First 1 rider in each heat qualify to second round.

No. 230 VILERA Mariaesthela (VEN)

Relegation for riding on the blue band during the sprint

Déclassement pour avoir roulé sur la zone bleu lors du sprint

Communiqué approved by the President of the Commissaires Panel:

.....

LEGEND
 REL Relegated

17-19 January 2013

Communiqué no. 122

Women's Keirin / Keirin femmes
First Round Repechage / Repêchage premier tour
Start List / Liste de départ

Sat 19 Jan 2013 - Race distance: 8 laps

Heat	Race Number	Name	Team Code
1	114	WELTE Miriam	GER
	152	ALANIS Erika	MEX
	169	EL BUSTO ARTEAGA Ainara	NAV
	230	VILERA Mariaesthela	VEN
2	84	ISHII Hiroko	CCT
	107	MONTAUBAN Olivia	FRA
	201	STRELTSOVA Olga	RVL
	218	TSOS Olena	UKR
	229	TAPIA Gleydimar	VEN
3	70	MCCULLOCH Kaarle	AUS
	99 w	CRUZ Karen	ESA
	139	KASE Kanako	JPN
	140	MAEDA Kayono	JPN
	181	BREZHNIVA Elena	PHL
4	91	GUERRA RODRIGUEZ Lisandra	CUB
	154	FONG ECHEVARRIA Frany Maria	MEX
	194	SHMELEVA Daria	RUS
	196	VOYNOVA Anastasiia	RUS

Qualification rule:

First 1 rider in each heat qualify to second round.

Communiqué approved by the President of the Commissaires Panel:

.....

LEGEND
 w Warning

17-19 January 2013

Communiqué no. 121

Women's Keirin / Keirin femmes
First Round / Premier tour
Results / Résultats

Sat 19 Jan 2013 - Race distance: 8 laps

Heat	Rank	Race Number	Name	Team Code	Gap
1	1	125	LEE Wai Sze	HKG	
	2	86	XU Yulei	CHN	+0.075
	3	114	WELTE Miriam	GER	+0.646
	4	196	VOYNOVA Anastasiia	RUS	+0.702
	5	139	KASE Kanako	JPN	+0.745
	6	229	TAPIA Gleydimar	VEN	+1.045
2	1	118	GONG Jinjie	GPC	
	2	182	GNIDENKO Ekaterina	PHL	+0.590
	3	84	ISHII Hiroko	CCT	+0.714
	4	70	MCCULLOCH Kaarle	AUS	+0.764
	5	218	TSOS Olena	UKR	+0.963
	6	230	VILERA Mariaesthela	VEN	+1.049
3	1	136	JENNINGS Taylah	JAY	
	2	87	ZHONG Tianshi	CHN	+0.029
	3	181	BREZHNIWA Elena	PHL	+0.324
	4	107	MONTAUBAN Olivia	FRA	+0.355
	5	152	ALANIS Erika	MEX	+0.823
	6	91	GUERRA RODRIGUEZ Lisandra	CUB	+0.974
	7	140	MAEDA Kayono	JPN	+1.487
4	1	71	MORTON Stephanie	AUS	
	2	106	CUEFF Virginie	FRA	+0.060
	3	194	SHMELEVA Daria	RUS	+0.126
	4	169	EL BUSTO ARTEAGA Ainara	NAV	+1.188
	5	154	FONG ECHEVARRIA Frany Maria	MEX	+1.431
	6	99	CRUZ Karen	ESA	+1.614
	7	201	STRELTSOVA Olga	RVL	REL

Qualification rule:

First 2 riders in each heat qualify to the second round, remainder to first round repechages.

No. 201 STRELTSOVA Olga (RVL)

 Relegation for riding on the blue band during the sprint
 Déclassement pour avoir roulé sur la zone bleu lors du sprint

No. 99 CRUZ Karen (ESA)

 Warning for entering the sprinter's lane when the opponent was already there
 Avertissement pour être entré dans le couloir des sprinters alors que son adversaire s'y trouvait déjà

Communiqué approved by the President of the Commissaires Panel:

LEGEND
 REL Relegated

17-19 January 2013

Communiqué no. 120

Women's Keirin / Keirin femmes
First Round / Premier tour
Start List / Liste de départ

Sat 19 Jan 2013 - Race distance: 8 laps

Heat	Race Number	Name	Team Code
1	86	XU Yulei	CHN
	114	WELTE Miriam	GER
	125	LEE Wai Sze	HKG
	139	KASE Kanako	JPN
	196	VOYNOVA Anastasiia	RUS
	229	TAPIA Gleydimar	VEN
2	70	MCCULLOCH Kaarle	AUS
	84	ISHII Hiroko	CCT
	118	GONG Jinjie	GPC
	182	GNIDENKO Ekaterina	PHL
	218	TSOS Olena	UKR
	230	VILERA Mariaesthela	VEN
3	87	ZHONG Tianshi	CHN
	91	GUERRA RODRIGUEZ Lisandra	CUB
	107	MONTAUBAN Olivia	FRA
	136	JENNINGS Taylah	JAY
	140	MAEDA Kayono	JPN
	152	ALANIS Erika	MEX
	181	BREZHNIVA Elena	PHL
4	71	MORTON Stephanie	AUS
	99	CRUZ Karen	ESA
	106	CUEFF Virginie	FRA
	154	FONG ECHEVARRIA Frany Maria	MEX
	169	EL BUSTO ARTEAGA Ainara	NAV
	194	SHMELEVA Daria	RUS
	201	STRELTSOVA Olga	RVL

Qualification rule:

First 2 riders in each heat qualify to the second round, remainder to first round repechages.

Communiqué approved by the President of the Commissaires Panel:

.....

17-19 January 2013

Communiqué no. 133 Rectificatif 1

Women's Team Pursuit / Poursuite par équipes femmes

World Cup Results / Classement coupe du monde

As of THU 17 JAN 2013

Event No 1	Cali (COL)	11-13.OCT.2012
Event No 2	Glasgow (GBR)	16-18.NOV.2012
Event No 3	Aguascalientes (MEX)	17-19.JAN.2013

Rank	Name	Team Code	Event No 1	Event No 2	Event No 3	Total Points
1	ITALY	ITA	12		7	19
2	TEAM USN	WAL	10		8	18
3	BELARUS	BLR	7	8		15
4	CANADA	CAN			12	12
5	GREAT BRITAIN	GBR		12		12
6	VENEZUELA	VEN	6		6	12
7	UKRAINE	UKR			10	10
8	AUSTRALIA	AUS		10		10
9	COLOMBIA	COL	8			8
10	LITHUANIA	LTU		7		7
11	POLAND	POL		6		6
12	CUBA	CUB			5	5
13	BELGIUM	BEL		5		5
14	RUSSIA	RUS			4	4
15	MEXICO	MEX			3	3

17-19 January 2013

Communiqué no. 132

Women's Team Pursuit / Poursuite par équipes femmes
Results and Final Classification / Résultats et classement final
 Thu 17 Jan 2013 - Race distance: 3000m

World Record	3:14.051	GBR - Great Britain	London (GBR)	4 AUG 2012
---------------------	----------	---------------------	--------------	------------

	Rank	Team / Name	1000m	2000m 1000-2000	Time 2000-3000	Average Speed km/h
GOLD	1	CAN - Canada 6 CARLETON Gillian 44 GLAESSER Jasmin 80 ROORDA Stephanie	1:10.397	2:15.263 1:04.866		
SILVER	2	UKR - Ukraine 38 BOROBYCHENKO Ivanna 58 KONONENKO Valeriya 217 NAGIRNAYA Anna	1:11.569	2:20.301 1:08.732	OVL	
BRONZE	3	WAL - Team Usn 43 BARKER Elinor 57 ROBERTS Amy 232 HORNE Ciara	1:10.210	2:15.888 1:05.678	3:24.419 1:08.531	52.832
	4	ITA - Italy 24 FRAPPORTI Simona 134 CONFALONIERI Maria Giulia 135 DONATO Giulia	1:11.334	2:20.909 1:09.575	3:32.237 1:11.328	50.886
	5	VEN - Venezuela 41 GONZALEZ Angie 56 GARCIA Danielys 227 CESAR Yennifer				
	6	CUB - Cuba 10 MEJIAS GARCIA Marlies 45 DOMINGUEZ MASSAGUE Yudelmis 92 SIERRA CANADILLA Arlenis				
	7	RUS - Russia 53 BADKOVA Gulnaz 193 LICHMANOVA Elena 195 STRELTSOVA Galina				
	8	MEX - Mexico 153 CASAS BONILLA Ana Teresa 155 PRIETO Marcela 156 ROCHA Mayra Del Rocio				

17-19 January 2013

Communiqué no. 132

Women's Team Pursuit / Poursuite par équipes femmes
Results and Final Classification / Résultats et classement final
 Thu 17 Jan 2013 - Race distance: 3000m

World Record	3:14.051	GBR - Great Britain	London (GBR)	4 AUG 2012
---------------------	----------	---------------------	--------------	------------

Rank	Team / Name	1000m	2000m 1000-2000	Time 2000-3000	Average Speed km/h
------	-------------	-------	--------------------	-------------------	--------------------------

Communiqué approved by the President of the Commissaires Panel:

.....

LEGEND
OVL Overlapped

17-19 January 2013

Women's Team Pursuit / Poursuite par équipes femmes
Finals / Finales
Race Analysis / Analyse de la course

Thu 17 Jan 2013

BRONZE

WAL - Team Usn				ITA - Italy			
Distance	Time	Rank	Lap Time	Distance	Time	Rank	Lap Time
125m	13.973	2		125m	13.737	1	
250m	22.566	2	22.566	250m	21.919	1	21.919
375m	30.783	2		375m	30.027	1	
500m	38.538	2	15.972	500m	38.198	1	16.279
625m	46.375	1		625m	46.535	2	
750m	54.246	1	15.708	750m	54.717	2	16.519
875m	1:02.279	1		875m	1:03.019	2	
1000m	1:10.210	1	15.964	1000m	1:11.334	2	16.617
1125m	1:18.302	1		1125m	1:19.940	2	
1250m	1:26.296	1	16.086	1250m	1:28.568	2	17.234
1375m	1:34.521	1		1375m	1:37.353	2	
1500m	1:42.808	1	16.512	1500m	1:45.846	2	17.278
1625m	1:51.205	1		1625m	1:54.467	2	
1750m	1:59.424	1	16.616	1750m	2:03.046	2	17.200
1875m	2:07.577	1		1875m	2:11.817	2	
2000m	2:15.888	1	16.464	2000m	2:20.909	2	17.863
2125m	2:24.207	1		2125m	2:29.575	2	
2250m	2:32.829	1	16.941	2250m	2:38.377	2	17.468
2375m	2:41.274	1		2375m	2:47.018	2	
2500m	2:49.765	1	16.936	2500m	2:56.003	2	17.626
2625m	2:58.057	1		2625m	3:05.292	2	
2750m	3:06.606	1	16.841	2750m	3:14.300	2	18.297
2875m	3:15.507	1		2875m	3:23.238	2	
3000m	3:24.419	1	17.813	3000m	3:32.237	2	17.937

17-19 January 2013

Women's Team Pursuit / Poursuite par équipes femmes
Finals / Finales
Race Analysis / Analyse de la course

Thu 17 Jan 2013

GOLD

CAN - Canada				UKR - Ukraine			
Distance	Time	Rank	Lap Time	Distance	Time	Rank	Lap Time
125m	14.701	2		125m	14.079	1	
250m	22.963	2	22.963	250m	22.429	1	22.429
375m	30.969	2		375m	30.645	1	
500m	38.707	2	15.744	500m	38.531	1	16.102
625m	46.600	1		625m	46.610	2	
750m	54.421	1	15.714	750m	54.774	2	16.243
875m	1:02.441	1		875m	1:03.214	2	
1000m	1:10.397	1	15.976	1000m	1:11.569	2	16.795
1125m	1:18.519	1		1125m	1:19.966	2	
1250m	1:26.529	1	16.132	1250m	1:28.515	2	16.946
1375m	1:34.672	1		1375m	1:36.723	2	
1500m	1:42.810	1	16.281	1500m	1:45.063	2	16.548
1625m	1:51.095	1		1625m	1:53.694	2	
1750m	1:59.164	1	16.354	1750m	2:02.756	2	17.693
1875m	2:07.166	1		1875m	2:11.456	2	
2000m	2:15.263	1	16.099	2000m	2:20.301	2	17.545
2125m	2:23.228	1		2125m	2:28.951	2	
2250m	2:31.199	1	15.936	2250m	2:37.753	2	17.452
2375m	2:39.356	1		2375m	2:46.873	2	
2500m	2:47.821	1	16.622	2500m	2:56.547	2	18.794
2625m	2:57.045	1		2625m	OVL		
2750m	3:06.873	1	19.052	2750m			
2875m				2875m			
3000m		1		3000m		2	

17-19 January 2013

Communiqué no. 131 Rectificatif 1

Women's Team Pursuit / Poursuite par équipes femmes
Finals / Finales
Start List / Liste de départ

Thu 17 Jan 2013 - Race distance: 3000m

World Record	3:14.051 GBR - Great Britain	London (GBR)	4 AUG 2012
---------------------	------------------------------	--------------	------------

Heat	Race Number	Team / Name	Time
FOR BRONZE		WAL - Team Usn	_____
	43	BARKER Elinor	
	57	ROBERTS Amy	
	232	HORNE Ciara	
		ITA - Italy	_____
	24	FRAPPORTI Simona	
	134	CONFALONIERI Maria Giulia	
	135	DONATO Giulia	
FOR GOLD		CAN - Canada	_____
	6	CARLETON Gillian	
	44	GLAESSER Jasmin	
	80	ROORDA Stephanie	
		UKR - Ukraine	_____
	38	BOROVYCHENKO Ivanna	
	58	KONONENKO Valeriya	
	217	NAGIRNAYA Anna	

Communiqué approved by the President of the Commissaires Panel:

NOTES

The composition of the teams may be subject to change up to one (1) hour before the start of the race

17-19 January 2013

Communiqué no. 130

Women's Team Pursuit / Poursuite par équipes femmes
Qualifying / Qualifications
Results / Résultats

Thu 17 Jan 2013 - Race distance: 3000m

World Record	3:14.051	GBR - Great Britain	London (GBR)	4 AUG 2012
---------------------	----------	---------------------	--------------	------------

Rank	Team / Name	1000m	2000m 1000-2000	Time 2000-3000	Average Speed km/h
1	CAN - Canada 6 CARLETON Gillian 44 GLAESSER Jasmin 80 ROORDA Stephanie	1:10.636 (3)	2:15.048 (1) 1:04.412 (1)	3:19.468 1:04.420 (1)	54.144
2	UKR - Ukraine 38 BOROVYCHENKO Ivanna 215 KLIMCHENKO Tetyana 217 NAGIRNAYA Anna	1:11.082 (4)	2:17.224 (4) 1:06.142 (3)	3:23.625 1:06.401 (2)	53.038
3	WAL - Team Usn 43 BARKER Elinor 57 ROBERTS Amy 232 HORNE Ciara	1:10.330 (2)	2:15.582 (2) 1:05.252 (2)	3:24.683 1:09.101 (4)	52.764
4	ITA - Italy 24 FRAPPORTI Simona 133 BARTELLONI Beatrice 135 DONATO Giulia	1:09.504 (1)	2:16.106 (3) 1:06.602 (4)	3:25.612 1:09.506 (5)	52.526
5	VEN - Venezuela 41 GONZALEZ Angie 56 GARCIA Danielys 227 CESAR Yennifer	1:13.677 (8)	2:21.771 (7) 1:08.094 (6)	3:30.270 1:08.499 (3)	51.362
6	CUB - Cuba 10 MEJIAS GARCIA Marlies 45 DOMINGUEZ MASSAGUE Yudelmis 92 SIERRA CANADILLA Arlenis	1:11.360 (6)	2:18.973 (5) 1:07.613 (5)	3:30.677 1:11.704 (7)	51.263
7	RUS - Russia 53 BADKOVA Gulnaz 193 LICHMANOVA Elena 195 STRELTSOVA Galina	1:11.115 (5)	2:20.307 (6) 1:09.192 (7)	3:34.242 1:13.935 (8)	50.410
8	MEX - Mexico 153 CASAS BONILLA Ana Teresa 155 PRIETO Marcela 156 ROCHA Mayra Del Rocio	1:13.598 (7)	2:23.374 (8) 1:09.776 (8)	3:34.531 1:11.157 (6)	50.342

Qualification rule:

Fastest 2 teams race for gold and 3rd and 4th teams race for bronze.

17-19 January 2013

Communiqué no. 130

Women's Team Pursuit / Poursuite par équipes femmes
Qualifying / Qualifications
Results / Résultats

Thu 17 Jan 2013 - Race distance: 3000m

World Record	3:14.051	GBR - Great Britain	London (GBR)	4 AUG 2012
---------------------	----------	---------------------	--------------	------------

Rank	Team / Name	1000m	2000m 1000-2000	Time 2000-3000	Average Speed km/h
------	-------------	-------	--------------------	-------------------	--------------------------

Communiqué approved by the President of the Commissaires Panel:

.....

17-19 January 2013

Women's Team Pursuit / Poursuite par équipes femmes
Qualifying / Qualifications
Race Analysis / Analyse de la course

Thu 17 Jan 2013

Heat 1				Heat 2			
Distance	MEX - Mexico		Lap Time	Distance	CUB - Cuba		Lap Time
	Time	Rank			Time	Rank	
125m	14.147	4		125m	14.233	5	
250m	22.744	6	22.744	250m	22.659	5	22.659
375m	31.270	7		375m	30.910	5	
500m	39.418	7	16.674	500m	38.902	6	16.243
625m	47.708	7		625m	47.015	6	
750m	56.070	7	16.652	750m	55.143	6	16.241
875m	1:04.839	7		875m	1:03.385	6	
1000m	1:13.598	7	17.528	1000m	1:11.360	6	16.217
1125m	1:22.517	8		1125m	1:19.549	6	
1250m	1:31.033	8	17.435	1250m	1:27.575	4	16.215
1375m	1:39.623	8		1375m	1:35.870	5	
1500m	1:48.321	8	17.288	1500m	1:44.522	5	16.947
1625m	1:57.317	8		1625m	1:52.860	5	
1750m	2:06.098	8	17.777	1750m	2:01.415	5	16.893
1875m	2:14.940	8		1875m	2:09.946	5	
2000m	2:23.374	8	17.276	2000m	2:18.973	5	17.558
2125m	2:31.829	8		2125m	2:28.070	5	
2250m	2:40.336	8	16.962	2250m	2:36.883	5	17.910
2375m	2:49.163	8		2375m	2:45.934	5	
2500m	2:58.214	8	17.878	2500m	2:55.033	5	18.150
2625m	3:07.511	8		2625m	3:04.073	5	
2750m	3:16.628	8	18.414	2750m	3:13.071	5	18.038
2875m	3:25.802	8		2875m	3:21.960	5	
3000m	3:34.531	8	17.903	3000m	3:30.677	6	17.606

17-19 January 2013

Women's Team Pursuit / Poursuite par équipes femmes
Qualifying / Qualifications
Race Analysis / Analyse de la course

Thu 17 Jan 2013

Heat 3				Heat 4			
Distance	VEN - Venezuela		Lap Time	Distance	ITA - Italy		Lap Time
	Time	Rank			Time	Rank	
125m	14.520	7		125m	13.795	2	
250m	23.476	8	23.476	250m	21.913	1	21.913
375m	32.097	8		375m	29.839	1	
500m	40.289	8	16.813	500m	37.500	1	15.587
625m	48.562	8		625m	45.438	1	
750m	56.774	8	16.485	750m	53.262	1	15.762
875m	1:05.235	8		875m	1:01.364	1	
1000m	1:13.677	8	16.903	1000m	1:09.504	1	16.242
1125m	1:22.261	7		1125m	1:17.839	1	
1250m	1:30.364	7	16.687	1250m	1:25.936	1	16.432
1375m	1:38.734	7		1375m	1:34.209	1	
1500m	1:47.151	7	16.787	1500m	1:42.355	1	16.419
1625m	1:55.848	7		1625m	1:50.764	1	
1750m	2:04.635	7	17.484	1750m	1:59.195	3	16.840
1875m	2:13.499	7		1875m	2:07.832	3	
2000m	2:21.771	7	17.136	2000m	2:16.106	3	16.911
2125m	2:30.256	7		2125m	2:24.574	3	
2250m	2:38.847	7	17.076	2250m	2:33.287	3	17.181
2375m	2:47.551	7		2375m	2:42.007	3	
2500m	2:56.433	6	17.586	2500m	2:50.861	4	17.574
2625m	3:05.409	6		2625m	2:59.365	4	
2750m	3:13.800	6	17.367	2750m	3:08.031	4	17.170
2875m	3:21.993	6		2875m	3:16.974	4	
3000m	3:30.270	5	16.470	3000m	3:25.612	4	17.581

17-19 January 2013

Women's Team Pursuit / Poursuite par équipes femmes
Qualifying / Qualifications
Race Analysis / Analyse de la course

Thu 17 Jan 2013

Heat 5				Heat 6			
Distance	RUS - Russia		Lap Time	Distance	WAL - Team Usn		Lap Time
	Time	Rank			Time	Rank	
125m	13.673	1		125m	14.094	3	
250m	21.971	2	21.971	250m	22.384	3	22.384
375m	29.954	2		375m	30.378	3	
500m	38.120	2	16.149	500m	38.191	3	15.807
625m	46.259	3		625m	46.140	2	
750m	54.623	3	16.503	750m	54.178	2	15.987
875m	1:02.806	4		875m	1:02.344	2	
1000m	1:11.115	5	16.492	1000m	1:10.330	2	16.152
1125m	1:19.376	5		1125m	1:18.457	2	
1250m	1:27.965	6	16.850	1250m	1:26.397	2	16.067
1375m	1:36.463	6		1375m	1:34.463	2	
1500m	1:45.120	6	17.155	1500m	1:42.537	2	16.140
1625m	1:53.632	6		1625m	1:50.776	2	
1750m	2:02.309	6	17.189	1750m	1:58.958	1	16.421
1875m	2:11.385	6		1875m	2:07.386	2	
2000m	2:20.307	6	17.998	2000m	2:15.582	2	16.624
2125m	2:29.400	6		2125m	2:23.729	2	
2250m	2:38.332	6	18.025	2250m	2:31.944	2	16.362
2375m	2:47.404	6		2375m	2:40.396	2	
2500m	2:56.777	7	18.445	2500m	2:49.151	2	17.207
2625m	3:05.947	7		2625m	2:57.661	2	
2750m	3:15.389	7	18.612	2750m	3:06.539	2	17.388
2875m	3:24.718	7		2875m	3:15.550	3	
3000m	3:34.242	7	18.853	3000m	3:24.683	3	18.144

17-19 January 2013

Women's Team Pursuit / Poursuite par équipes femmes
Qualifying / Qualifications
Race Analysis / Analyse de la course

Thu 17 Jan 2013

Heat 7				Heat 8			
Distance	UKR - Ukraine		Lap Time	Distance	CAN - Canada		Lap Time
	Time	Rank			Time	Rank	
125m	14.306	6		125m	14.763	8	
250m	22.593	4	22.593	250m	23.074	7	23.074
375m	30.765	4		375m	31.077	6	
500m	38.632	4	16.039	500m	38.877	5	15.803
625m	46.677	4		625m	46.845	5	
750m	54.703	5	16.071	750m	54.698	4	15.821
875m	1:02.960	5		875m	1:02.708	3	
1000m	1:11.082	4	16.379	1000m	1:10.636	3	15.938
1125m	1:19.320	4		1125m	1:18.759	3	
1250m	1:27.698	5	16.616	1250m	1:26.741	3	16.105
1375m	1:35.815	4		1375m	1:34.866	3	
1500m	1:43.844	4	16.146	1500m	1:42.879	3	16.138
1625m	1:52.095	4		1625m	1:50.987	3	
1750m	2:00.369	4	16.525	1750m	1:58.982	2	16.103
1875m	2:08.893	4		1875m	2:06.971	1	
2000m	2:17.224	4	16.855	2000m	2:15.048	1	16.066
2125m	2:25.560	4		2125m	2:22.959	1	
2250m	2:34.045	4	16.821	2250m	2:30.905	1	15.857
2375m	2:42.197	4		2375m	2:39.026	1	
2500m	2:50.298	3	16.253	2500m	2:47.135	1	16.230
2625m	2:58.629	3		2625m	2:55.466	1	
2750m	3:07.116	3	16.818	2750m	3:03.472	1	16.337
2875m	3:15.382	2		2875m	3:11.500	1	
3000m	3:23.625	2	16.509	3000m	3:19.468	1	15.996

17-19 January 2013

Communiqué no. 129 Rectificatif 1

Women's Team Pursuit / Poursuite par équipes femmes
Qualifying / Qualifications
Start List / Liste de départ

Thu 17 Jan 2013 - Race distance: 3000m

World Record	3:14.051 GBR - Great Britain	London (GBR)	4 AUG 2012
---------------------	------------------------------	--------------	------------

Heat	Race Number	Team / Name	Time
1		MEX - Mexico	_____
	153	CASAS BONILLA Ana Teresa	
	155	PRIETO Marcela	
	156	ROCHA Mayra Del Rocio	
2		CUB - Cuba	_____
	10	MEJIAS GARCIA Marlies	
	45	DOMINGUEZ MASSAGUE Yudelmis	
	92	SIERRA CANADILLA Arlenis	
3		VEN - Venezuela	_____
	41	GONZALEZ Angie	
	56	GARCIA Danielys	
	227	CESAR Yennifer	
4		ITA - Italy	_____
	24	FRAPPORTI Simona	
	133	BARTELLONI Beatrice	
	135	DONATO Giulia	
5		RUS - Russia	_____
	53	BADYKOVA Gulnaz	
	193	LICHMANOVA Elena	
	195	STRELTSOVA Galina	
6		WAL - Team Usn	_____
	43	BARKER Elinor	
	57	ROBERTS Amy	
	232	HORNE Ciara	
7		UKR - Ukraine	_____
	38	BOROVYCHENKO Ivanna	
	215	KLIMCHENKO Tetyana	
	217	NAGIRNAYA Anna	
8		CAN - Canada	_____
	6	CARLETON Gillian	
	44	GLAESSER Jasmin	
	80	ROORDA Stephanie	

Qualification rule:

Fastest 2 teams race for gold and 3rd and 4th teams race for bronze.

Communiqué approved by the President of the Commissaires Panel:

NOTES

The composition of the teams may be subject to change up to one (1) hour before the start of the race

Women's Omnium / Omnium femmes
World Cup Results / Classement coupe du monde
 As of SAT 19 JAN 2013

Event No 1	Cali (COL)	11-13.OCT.2012
Event No 2	Glasgow (GBR)	16-18.NOV.2012
Event No 3	Aguascalientes (MEX)	17-19.JAN.2013

Rank	Name	Team Code	Event No 1	Event No 2	Event No 3	Total Points
1	HAMMER Sarah	USA			12	12
2	TROTT Laura	GBR		12		12
3	KING Isabella	AUS	12			12
4	OLABERRIA DORRONSORO Leire	FGN		4	8	12
5	HUANG Li	GPC			10	10
6	ANKUDINOFF Ashlee	AUS		10		10
7	RUTKOWSKA Natalia	POL	10			10
8	BALABOLINA Tamara	RUS		8	1	9
9	MACHACOVA Jarmila	CZE	8			8
10	HIGGINS Cari	USA	7	1		8
11	BERTHON Laurie	FRA		3	5	8
12	CARLETON Gillian	CAN			7	7
13	PAWLOWSKA Katarzyna	POL		7		7
14	MEJIAS GARCIA Marlies	CUB			6	6
15	TREBAITE Ausrine	LTU		6		6
16	DONATO Giulia	ITA	6			6
17	SHARAKOVA Tatsiana	BLR		5		5
18	MASIUKOVICH Volha	BLR	5			5
19	GONZALEZ Angie	VEN			4	4
20	CESAR Yennifer	VEN	4			4
21	FRAPPORTI Simona	ITA			3	3
22	BARKER Elinor	WAL	3			3
23	DIAO Xiao Juan	HKG			2	2
24	ARREOLA NAVARRO Sofia	MEX		2		2
25	VARGAS Lorena	COL	2			2
26	ZABLOCKYTE Egle	LTU	1			1

17-19 January 2013

Communiqué no. 153

Women's Omnium / Omnium femmes
Final Classification / Classement final

Sat 19 Jan 2013

Rank	Race Number	Name	Team Code	Flying Lap	Points Race	Elim. Race	Ind. Pursuit	Scratch Race	Time Trial	Total
GOLD	39	HAMMER Sarah	USA	3	1	1	2	3	4	14
SILVER	20	HUANG Li	GPC	1	3	2	5	7	3	21
BRONZE	14	OLABERRIA DORRONSORO Leire	ESP	4	8	5	4	4	6	31
4	6	CARLETON Gillian	CAN	7	4	14	1	8	2	36
5	10	MEJIAS GARCIA Marlies	CUB	2	10	13	3	17	1	46
6	16	BERTHON Laurie	FRA	5	11	9	12	2	7	46
7	41	GONZALEZ Angie	VEN	10	7	8	8	12	8	53
8	24	FRAPPORTI Simona	ITA	11	5	7	11	9	13	56
9	22	DIAO Xiao Juan	HKG	6	12	12	17	1	10	58
10	32	BALABOLINA Tamara	RUS	9	13	11	7	14	5	59
11	28	ARREOLA NAVARRO Sofia	MEX	13	16	10	6	6	17	68
12	38	BOROVYCHENKO Ivanna	UKR	15	6	15	10	10	14	70
13	12	MACHACOVA Jarmila	CZE	14	2	3	16	18	18	71
14	2	BAKER Georgia	AUS	17	14	6	13	13	11	74
15	43	BARKER Elinor	WAL	12	15	16	9	15	12	79
16	35	PAVLENDOVA Alzbeta	SVK	16	18	4	18	11	16	83
17	50	LEE Minhye	KOR	8	17	17	14	19	9	84
18	36	MANEEPHAN Jutatip	THA	18	19	19	19	5	15	95
19	18	FISCHER Lisa	GER	20	9	18	15	16	19	97
	13	TORRES Stephanie	ECU					DNS		DSQ

NOTES

This output is updated after completion of each Omnium race. The Flying Lap, Individual Pursuit and Time Trial cumulative times will be used to break ties in the overall ranking.

LEGEND

DNF Did Not Finish **DNS** Did Not Start **Elim.** Elimination **Ind.** Individual **DSQ** Disqualified **No.** Number

17-19 January 2013

Communiqué no. 152

Women's Omnium / Omnium femmes
Time Trial / Contre la montre
Results / Résultats

Sat 19 Jan 2013

World Record	33.010 MEARES Anna	AUS	Melbourne (AUS)	8 APR 2012
---------------------	--------------------	-----	-----------------	------------

Rank	Race Number	Name	Team Code	250m	Time 250-500	Average Speed km/h
1	10	MEJIAS GARCIA Marlies	CUB	19.764 (1)	34.562 14.798 (2)	52.080
2	6	CARLETON Gillian	CAN	20.979 (7)	35.561 14.582 (1)	50.617
3	20	HUANG Li	GPC	20.854 (5)	35.675 14.821 (3)	50.455
4	39	HAMMER Sarah	USA	20.818 (3)	35.714 14.896 (5)	50.400
5	32	BALABOLINA Tamara	RUS	20.155 (2)	35.755 15.600 (11)	50.342
6	14	OLABERRIA DORRONSORO Leire	ESP	21.039 (10)	35.871 14.832 (4)	50.179
7	16	BERTHON Laurie	FRA	20.838 (4)	35.907 15.069 (6)	50.129
8	41	GONZALEZ Angie	VEN	20.974 (6)	36.169 15.195 (7)	49.766
9	50	LEE Minhye	KOR	20.989 (8)	36.522 15.533 (10)	49.285
10	22	DIAO Xiao Juan	HKG	21.483 (16)	36.707 15.224 (8)	49.036
11	2	BAKER Georgia	AUS	21.300 (12)	36.754 15.454 (9)	48.974
12	43	BARKER Elinor	WAL	21.115 (11)	36.878 15.763 (13)	48.809
13	24	FRAPPORTI Simona	ITA	21.374 (13)	37.000 15.626 (12)	48.648
14	38	BOROVYCHENKO Ivanna	UKR	21.414 (14)	37.283 15.869 (14)	48.279
15	36	MANEEPHAN Jutatip	THA	21.007 (9)	37.414 16.407 (18)	48.110
16	35	PAVLEDOVA Alzbeta	SVK	21.475 (15)	37.490 16.015 (16)	48.012
17	28	ARREOLA NAVARRO Sofia	MEX	21.783 (17)	37.781 15.998 (15)	47.642
18	12	MACHACOVA Jarmila	CZE	21.947 (18)	38.298 16.351 (17)	46.999
19	18	FISCHER Lisa	GER	22.667 (19)	39.351 16.684 (19)	45.742

Communiqué approved by the President of the Commissaires Panel:

.....

17-19 January 2013

Communiqué no. 151

Women's Omnium / Omnium femmes
Time Trial / Contre la montre
Start List / Liste de départ

Sat 19 Jan 2013

World Record	33.010 MEARES Anna	AUS	Melbourne (AUS)	8 APR 2012
---------------------	--------------------	-----	-----------------	------------

Heat	Race Number	Name	Team Code	Time
1	36	MANEEPHAN Jutatip	THA	_____
2	50	LEE Minhye	KOR	_____
	18	FISCHER Lisa	GER	_____
3	43	BARKER Elinor	WAL	_____
	35	PAVLEDOVA Alzbeta	SVK	_____
4	38	BOROVYCHENKO Ivanna	UKR	_____
	2	BAKER Georgia	AUS	_____
5	12	MACHACOVA Jarmila	CZE	_____
	32	BALABOLINA Tamara	RUS	_____
6	22	DIAO Xiao Juan	HKG	_____
	28	ARREOLA NAVARRO Sofia	MEX	_____
7	10	MEJIAS GARCIA Marlies	CUB	_____
	41	GONZALEZ Angie	VEN	_____
8	16	BERTHON Laurie	FRA	_____
	24	FRAPPORTI Simona	ITA	_____
9	14	OLABERRIA DORRONSORO Leire	ESP	_____
	6	CARLETON Gillian	CAN	_____
10	39	HAMMER Sarah	USA	_____
	20	HUANG Li	GPC	_____

Communiqué approved by the President of the Commissaires Panel:

.....

17-19 January 2013

Communiqué no. 149

Women's Omnium / Omnium femmes**Scratch Race / Course scratch****Results / Résultats**

Sat 19 Jan 2013 - 40 laps (10km)


Elapsed time: **13:00.516**Average Speed: **46.123 km/h**

Rank	Race Number	Name	Team Code	Laps Down
1	22	DIAO Xiao Juan	HKG	
2	16	BERTHON Laurie	FRA	-1
3	39	HAMMER Sarah	USA	-1
4	14	OLABERRIA DORRONSORO Leire	ESP	-1
5	36	MANEEPHAN Jutatip	THA	-1
6	28	ARREOLA NAVARRO Sofia	MEX	-1
7	20	HUANG Li	GPC	-1
8	6	CARLETON Gillian	CAN	-1
9	24	FRAPPORTI Simona	ITA	-1
10	38	BOROVYCHENKO Ivanna	UKR	-1
11	35	PAVLENDOVA Alzbeta	SVK	-1
12	41	GONZALEZ Angie	VEN	-1
13	2	BAKER Georgia	AUS	-1
14	32	BALABOLINA Tamara	RUS	-1
15	43	BARKER Elinor	WAL	-1
16	18	FISCHER Lisa	GER	-1
17	10	MEJIAS GARCIA Marlies	CUB	-1
18	12	MACHACOVA Jarmila	CZE	-1
19	50	LEE Minhye	KOR	-1
	13	TORRES Stephanie	ECU	DNS

Communiqué approved by the President of the Commissaires Panel:

LEGEND
DNS Did Not Start

www.tissotiming.com

Timing and Results provided by 

CTW010201_C73I 1.0

Report Created SAT 19 JAN 2013 18:17

Page 1/1

Women's Omnium / Omnium femmes**Scratch Race / Course scratch****Start List / Liste de départ**

Sat 19 Jan 2013 - 40 laps (10km)

Race Number	Name	Team Code
At the fence		
39	HAMMER Sarah	USA
14	OLABERRIA DORRONSORO Leire	ESP
10	MEJIAS GARCIA Marlies	CUB
24	FRAPPORTI Simona	ITA
16	BERTHON Laurie	FRA
28	ARREOLA NAVARRO Sofia	MEX
22	DIAO Xiao Juan	HKG
43	BARKER Elinor	WAL
35	PAVLENDOVA Alzbeta	SVK
36	MANEEPHAN Jutatip	THA
At the blue band		
20	HUANG Li	GPC
6	CARLETON Gillian	CAN
41	GONZALEZ Angie	VEN
12	MACHACOVA Jarmila	CZE
32	BALABOLINA Tamara	RUS
38	BOROVYCHENKO Ivanna	UKR
2	BAKER Georgia	AUS
50	LEE Minhye	KOR
18	FISCHER Lisa	GER
13	TORRES Stephanie	ECU

Communiqué approved by the President of the Commissaires Panel:

.....

17-19 January 2013

Communiqué no. 146

Women's Omnium / Omnium femmes
Individual Pursuit / Poursuite individuelle
Results / Résultats

Sat 19 Jan 2013 - Race distance: 3000m

World Record	3:22.269 HAMMER Sarah	USA	Aguascalientes (MEX)	11 MAY 2010
---------------------	-----------------------	-----	----------------------	-------------

Rank	Race Number	Name	Team Code	1000m	2000m 1000-2000	Time 2000-3000	Average Speed km/h
1	6	CARLETON Gillian	CAN	1:11.407 (2)	2:17.918 (1) 1:06.511 (1)	3:25.836 1:07.918 (2)	52.468
2	39	HAMMER Sarah	USA	1:12.343 (3)	2:19.160 (2) 1:06.817 (2)	3:26.428 1:07.268 (1)	52.318
3	10	MEJIAS GARCIA Marlies	CUB	1:09.911 (1)	2:19.172 (3) 1:09.261 (3)	3:31.936 1:12.764 (6)	50.958
4	14	OLABERRIA DORRONSORO Leire	ESP	1:14.721 (10)	2:24.072 (5) 1:09.351 (4)	3:33.489 1:09.417 (3)	50.588
5	20	HUANG Li	GPC	1:14.764 (11)	2:25.399 (10) 1:10.635 (8)	3:36.043 1:10.644 (4)	49.990
6	28	ARREOLA NAVARRO Sofia	MEX	1:15.730 (14)	2:25.703 (11) 1:09.973 (5)	3:36.703 1:11.000 (5)	49.837
7	32	BALABOLINA Tamara	RUS	1:13.555 (7)	2:23.563 (4) 1:10.008 (6)	3:37.930 1:14.367 (11)	49.557
8	41	GONZALEZ Angie	VEN	1:13.489 (6)	2:24.085 (6) 1:10.596 (7)	3:38.439 1:14.354 (10)	49.441
9	43	BARKER Elinor	WAL	1:13.906 (8)	2:25.314 (9) 1:11.408 (9)	3:39.016 1:13.702 (9)	49.311
10	38	BOROVYCHENKO Ivanna	UKR	1:12.371 (4)	2:24.522 (7) 1:12.151 (11)	3:39.118 1:14.596 (15)	49.288
11	24	FRAPPORTI Simona	ITA	1:12.999 (5)	2:25.249 (8) 1:12.250 (12)	3:39.687 1:14.438 (13)	49.160
12	16	BERTHON Laurie	FRA	1:16.345 (16)	2:28.186 (12) 1:11.841 (10)	3:41.832 1:13.646 (8)	48.685
13	2	BAKER Georgia	AUS	1:15.154 (13)	2:28.851 (16) 1:13.697 (17)	3:42.032 1:13.181 (7)	48.641
14	50	LEE Minhye	KOR	1:16.051 (15)	2:28.328 (14) 1:12.277 (13)	3:42.751 1:14.423 (12)	48.484
15	18	FISCHER Lisa	GER	1:14.526 (9)	2:28.195 (13) 1:13.669 (16)	3:42.962 1:14.767 (16)	48.438
16	12	MACHACOVA Jarmila	CZE	1:14.900 (12)	2:28.471 (15) 1:13.571 (15)	3:43.383 1:14.912 (17)	48.347
17	22	DIAO Xiao Juan	HKG	1:16.937 (19)	2:29.794 (17) 1:12.857 (14)	3:44.385 1:14.591 (14)	48.131
18	35	PAVLENDOVA Alzbeta	SVK	1:16.415 (17)	2:33.795 (18) 1:17.380 (18)	3:52.415 1:18.620 (18)	46.468
19	36	MANEEPHAN Jutatip	THA	1:19.328 (20)	2:38.740 (19) 1:19.412 (19)	4:02.481 1:23.741 (19)	44.539
20	13	TORRES Stephanie	ECU	1:16.896 (18)	2:42.038 (20) 1:25.142 (20)	4:14.424 1:32.386 (20)	42.448

17-19 January 2013

Communiqué no. 146

Women's Omnium / Omnium femmes
Individual Pursuit / Poursuite individuelle
Results / Résultats

Sat 19 Jan 2013 - Race distance: 3000m

World Record	3:22.269	HAMMER Sarah	USA	Aguascalientes (MEX)	11 MAY 2010
---------------------	----------	--------------	-----	----------------------	-------------

Rank	Race Number	Name	Team Code	1000m	2000m 1000-2000	Time 2000-3000	Average Speed km/h
------	-------------	------	-----------	-------	--------------------	-------------------	--------------------------

Communiqué approved by the President of the Commissaires Panel:

.....

17-19 January 2013

Communiqué no. 145

Women's Omnium / Omnium femmes
Individual Pursuit / Poursuite individuelle
Start List / Liste de départ

Sat 19 Jan 2013 - Race distance: 3000m

World Record	3:22.269	HAMMER Sarah	USA	Aguascalientes (MEX)	11 MAY 2010
---------------------	----------	--------------	-----	----------------------	-------------

Heat	Race Number	Name	Team Code	Time
1	36	MANEEPHAN Jutatip	THA	_____
	13	TORRES Stephanie	ECU	_____
2	43	BARKER Elinor	WAL	_____
	18	FISCHER Lisa	GER	_____
3	28	ARREOLA NAVARRO Sofia	MEX	_____
	50	LEE Minhye	KOR	_____
4	2	BAKER Georgia	AUS	_____
	35	PAVLENDOVA Alzbeta	SVK	_____
5	32	BALABOLINA Tamara	RUS	_____
	38	BOROVYCHENKO Ivanna	UKR	_____
6	41	GONZALEZ Angie	VEN	_____
	22	DIAO Xiao Juan	HKG	_____
7	16	BERTHON Laurie	FRA	_____
	6	CARLETON Gillian	CAN	_____
8	24	FRAPPORTI Simona	ITA	_____
	10	MEJIAS GARCIA Marlies	CUB	_____
9	14	OLABERRIA DORRONSORO Leire	ESP	_____
	12	MACHACOVA Jarmila	CZE	_____
10	39	HAMMER Sarah	USA	_____
	20	HUANG Li	GPC	_____

Communiqué approved by the President of the Commissaires Panel:

.....

17-19 January 2013

Communiqué no. 143

Women's Omnium / Omnium femmes
Elimination Race / Course par élimination
Results / Résultats

Fri 18 Jan 2013

Elapsed time: 11:53.695

Average Speed: 46.658 km/h

Rank	Race Number	Name	Team Code
1	39	HAMMER Sarah	USA
2	20	HUANG Li	GPC
3	12	MACHACOVA Jarmila	CZE
4	35	PAVLENDOVA Alzbeta	SVK
5	14	OLABERRIA DORRONSORO Leire	ESP
6	2	BAKER Georgia	AUS
7	24	FRAPPORTI Simona	ITA
8	41	GONZALEZ Angie	VEN
9	16	BERTHON Laurie	FRA
10	28	ARREOLA NAVARRO Sofia	MEX
11	32	BALABOLINA Tamara	RUS
12	22	DIAO Xiao Juan	HKG
13	10	MEJIAS GARCIA Marlies	CUB
14	6	CARLETON Gillian	CAN
15	38	BOROVYCHENKO Ivanna	UKR
16	43	BARKER Elinor	WAL
17	50	LEE Minhye	KOR
18	18	FISCHER Lisa	GER
19	36	MANEEPHAN Jutatip	THA
20	13	TORRES Stephanie	ECU

Communiqué approved by the President of the Commissaires Panel:

.....

Women's Omnium / Omnium femmes
Elimination Race / Course par élimination
Start List / Liste de départ

Fri 18 Jan 2013

Race Number	Name	Team Code
At the fence		
20	HUANG Li	GPC
6	CARLETON Gillian	CAN
14	OLABERRIA DORRONSORO Leire	ESP
24	FRAPPORTI Simona	ITA
41	GONZALEZ Angie	VEN
38	BOROVYCHENKO Ivanna	UKR
50	LEE Minhye	KOR
28	ARREOLA NAVARRO Sofia	MEX
2	BAKER Georgia	AUS
36	MANEEPHAN Jutatip	THA
At the blue band		
39	HAMMER Sarah	USA
10	MEJIAS GARCIA Marlies	CUB
16	BERTHON Laurie	FRA
12	MACHACOVA Jarmila	CZE
22	DIAO Xiao Juan	HKG
32	BALABOLINA Tamara	RUS
43	BARKER Elinor	WAL
18	FISCHER Lisa	GER
35	PAVLENDOVA Alzbeta	SVK
13	TORRES Stephanie	ECU

Communiqué approved by the President of the Commissaires Panel:

.....

17-19 January 2013

Communiqué no. 140

Women's Omnium / Omnium femmes
Points Race / Course aux points
Results / Résultats

Fri 18 Jan 2013 - 80 laps (20km) with 8 sprints

 Elapsed time: **25:48.010**

 Average Speed: **46.511 km/h**

Rank	Race No.	Name	Team Code	Sprint Number								Finish Order	Lap Points			Total Points	
				1	2	3	4	5	6	7	8		+	-	Balance		
1	39	HAMMER Sarah	USA		5						3		17	40		40	48
2	12	MACHACOVA Jarmila	CZE			2	5				5	3	2	20		20	35
3	20	HUANG Li	GPC		2					5	1	5	1	20		20	33
4	6	CARLETON Gillian	CAN	5				5			2		18	20		20	32
5	24	FRAPPORTI Simona	ITA			5	1			3			13	20		20	29
6	38	BOROVYCHENKO Ivanna	UKR	2	1			1					11	20		20	24
7	41	GONZALEZ Angie	VEN				2						15	20		20	22
8	14	OLABERRIA DORRONSORO	ESP							1			9	20		20	21
9	18	FISCHER Lisa	GER										7	20		20	20
10	10	MEJIAS GARCIA Marlies	CUB		3					2			19				5
11	16	BERTHON Laurie	FRA	1		1						1	4				3
12	22	DIAO Xiao Juan	HKG				3						5				3
13	32	BALABOLINA Tamara	RUS	3									6				3
14	2	BAKER Georgia	AUS					3					12				3
15	43	BARKER Elinor	WAL			3							16				3
16	28	ARREOLA NAVARRO Sofia	MEX									2	3				2
17	50	LEE Minhye	KOR					2					14				2
18	35	PAVLEDOVA Alzbeta	SVK										8				0
19	36	MANEEPHAN Jutatip	THA										10				0
20	13	TORRES Stephanie	ECU											20	-20		DNF

Communiqué approved by the President of the Commissaires Panel:

LEGEND
 + Points gained - Points lost **DNF** Did Not Finish **No.** Number

17-19 January 2013

Communiqué no. 139

Women's Omnium / Omnium femmes**Points Race / Course aux points****Start List / Liste de départ**

Fri 18 Jan 2013 - 80 laps (20km) with 8 sprints

Race Number	Name	Team Code
At the fence		
20	HUANG Li	GPC
39	HAMMER Sarah	USA
16	BERTHON Laurie	FRA
6	CARLETON Gillian	CAN
32	BALABOLINA Tamara	RUS
24	FRAPPORTI Simona	ITA
28	ARREOLA NAVARRO Sofia	MEX
38	BOROVYCHENKO Ivanna	UKR
2	BAKER Georgia	AUS
13	TORRES Stephanie	ECU
At the blue band		
10	MEJIAS GARCIA Marlies	CUB
14	OLABERRIA DORRONSORO Leire	ESP
22	DIAO Xiao Juan	HKG
50	LEE Minhye	KOR
41	GONZALEZ Angie	VEN
43	BARKER Elinor	WAL
12	MACHACOVA Jarmila	CZE
35	PAVLENDOVA Alzbeta	SVK
36	MANEEPHAN Jutatip	THA
18	FISCHER Lisa	GER

Communiqué approved by the President of the Commissaires Panel:

.....

17-19 January 2013

Communiqué no. 137

Women's Omnium / Omnium femmes
Flying Lap / Tour lancé
Results / Résultats

Fri 18 Jan 2013 - Race distance: 250m flying start (3.5 laps)

Rank	Race Number	Name	Team Code	50m	150m 50-150	Time 150-250	Average Speed km/h
1	20	HUANG Li	GPC	2.730 (1)	8.211 (1) 5.481 (2)	13.779 5.568 (1)	65.316
2	10	MEJIAS GARCIA Marlies	CUB	2.759 (2)	8.237 (2) 5.478 (1)	13.827 5.590 (4)	65.090
3	39	HAMMER Sarah	USA	2.770 (3)	8.253 (3) 5.483 (3)	13.837 5.584 (2)	65.043
4	14	OLABERRIA DORRONSORO Leire	ESP	2.843 (8)	8.341 (4) 5.498 (4)	13.927 5.586 (3)	64.622
5	16	BERTHON Laurie	FRA	2.780 (5)	8.365 (5) 5.585 (5)	14.119 5.754 (8)	63.743
6	22	DIAO Xiao Juan	HKG	2.826 (6)	8.439 (6) 5.613 (7)	14.135 5.696 (6)	63.671
7	6	CARLETON Gillian	CAN	2.916 (14)	8.522 (9) 5.606 (6)	14.152 5.630 (5)	63.595
8	50	LEE Minhye	KOR	2.828 (7)	8.467 (8) 5.639 (8)	14.197 5.730 (7)	63.393
9	32	BALABOLINA Tamara	RUS	2.776 (4)	8.457 (7) 5.681 (10)	14.294 5.837 (11)	62.963
10	41	GONZALEZ Angie	VEN	2.885 (10)	8.551 (10) 5.666 (9)	14.312 5.761 (9)	62.884
11	24	FRAPPORTI Simona	ITA	2.972 (17)	8.714 (12) 5.742 (11)	14.538 5.824 (10)	61.906
12	43	BARKER Elinor	WAL	2.892 (11)	8.681 (11) 5.789 (12)	14.560 5.879 (12)	61.813
13	28	ARREOLA NAVARRO Sofia	MEX	2.997 (18)	8.815 (15) 5.818 (13)	14.769 5.954 (13)	60.938
14	12	MACHACOVA Jarmila	CZE	2.948 (16)	8.829 (16) 5.881 (14)	14.804 5.975 (14)	60.794
15	38	BOROVYCHENKO Ivanna	UKR	2.875 (9)	8.766 (13) 5.891 (15)	14.815 6.049 (15)	60.749
16	35	PAVLENDOVA Alzbeta	SVK	2.900 (12)	8.801 (14) 5.901 (16)	14.873 6.072 (18)	60.512
17	2	BAKER Georgia	AUS	2.910 (13)	8.838 (17) 5.928 (18)	14.904 6.066 (16)	60.386
18	36	MANEEPHAN Jutatip	THA	3.006 (19)	8.933 (18) 5.927 (17)	15.080 6.147 (19)	59.681
19	13	TORRES Stephanie	ECU	3.011 (20)	9.015 (20) 6.004 (19)	15.081 6.066 (16)	59.677
20	18	FISCHER Lisa	GER	2.923 (15)	8.952 (19) 6.029 (20)	15.130 6.178 (20)	59.484

Women's Omnium / Omnium femmes

Flying Lap / Tour lancé

Results / Résultats

Fri 18 Jan 2013 - Race distance: 250m flying start (3.5 laps)

Rank	Race Number	Name	Team Code	50m	150m 50-150	Time 150-250	Average Speed km/h
------	-------------	------	-----------	-----	-------------	--------------	--------------------

Communiqué approved by the President of the Commissaires Panel:

.....

Women's Omnium / Omnium femmes
Flying Lap / Tour lancé
Start List / Liste de départ

Fri 18 Jan 2013 - Race distance: 250m flying start (3.5 laps)

Order	Race Number	Name	Team Code	Time
1	13	TORRES Stephanie	ECU	_____
2	18	FISCHER Lisa	GER	_____
3	38	BOROVYCHENKO Ivanna	UKR	_____
4	6	CARLETON Gillian	CAN	_____
5	24	FRAPPORTI Simona	ITA	_____
6	36	MANEEPHAN Jutatip	THA	_____
7	22	DIAO Xiao Juan	HKG	_____
8	50	LEE Minhye	KOR	_____
9	20	HUANG Li	GPC	_____
10	35	PAVLEDOVA Alzbeta	SVK	_____
11	2	BAKER Georgia	AUS	_____
12	41	GONZALEZ Angie	VEN	_____
13	28	ARREOLA NAVARRO Sofia	MEX	_____
14	43	BARKER Elinor	WAL	_____
15	10	MEJIAS GARCIA Marlies	CUB	_____
16	14	OLABERRIA DORRONSORO Leire	ESP	_____
17	12	MACHACOVA Jarmila	CZE	_____
18	16	BERTHON Laurie	FRA	_____
19	39	HAMMER Sarah	USA	_____
20	32	BALABOLINA Tamara	RUS	_____

Communiqué approved by the President of the Commissaires Panel:

.....

17-19 January 2013

Communiqué no. 162

Women's Individual Pursuit / Poursuite individuelle femmes

World Cup Results / Classement coupe du monde

As of FRI 18 JAN 2013

Event No 1	Cali (COL)	11-13.OCT.2012
Event No 2	Glasgow (GBR)	16-18.NOV.2012
Event No 3	Aguascalientes (MEX)	17-19.JAN.2013

Rank	Name	Team Code	Event No 1	Event No 2	Event No 3	Total Points
1	PAWLOWSKA Katarzyna	POL			12	12
2	CALLE WILLIAMS Maria Luisa	COL			10	10
3	WIASAK Rebecca	AUS			8	8
4	BROWN Laura	CAN			7	7
5	RYAN Caroline	IRL			6	6
6	NAGIRNAYA Anna	UKR			5	5
7	DOMINGUEZ MASSAGUE Yudelmis	CUB			4	4
8	BARTELLONI Beatrice	ITA			3	3
9	LEE Minhye	KOR			2	2
10	RODRIGUEZ SANCHEZ Gloria	NAV			1	1

17-19 January 2013

Communiqué no. 161

Women's Individual Pursuit / Poursuite individuelle femmes
Results and Final Classification / Résultats et classement final
 Fri 18 Jan 2013 - Race distance: 3000m

World Record	3:22.269	HAMMER Sarah	USA	Aguascalientes (MEX)	11 MAY 2010
---------------------	----------	--------------	-----	----------------------	-------------

	Rank	Race Number	Name	Team Code	1000m	2000m 1000-2000	Time 2000-3000	Average Speed km/h
GOLD	1	52	PAWLOWSKA Katarzyna	POL	1:12.856	2:21.202	3:30.390	51.333
SILVER	2	90	CALLE WILLIAMS Maria Luisa	COL	1:13.687	1:08.346 2:22.375	1:09.188 3:32.020	50.938
BRONZE	3	72	WIASAK Rebecca	AUS	1:12.815	1:08.688 2:21.317	1:09.645 3:32.037	50.934
	4	79	BROWN Laura	CAN	1:15.840	1:08.502 2:25.007	1:10.720 3:33.645	50.551
	5	48	RYAN Caroline	IRL		1:09.167	1:08.638	
	6	217	NAGIRNAYA Anna	UKR				
	7	45	DOMINGUEZ MASSAGUE Yudelmis	CUB				
	8	133	BARTELLONI Beatrice	ITA				
	9	50	LEE Minhye	KOR				
	10	51	RODRIGUEZ SANCHEZ Gloria	NAV				
	11	232	HORNE Ciara	WAL				
	12	153	CASAS BONILLA Ana Teresa	MEX				
	13	193	LICHMANOVA Elena	RUS				
	14	56	GARCIA Danielys	VEN				
	15	47	WONG Wan Yiu Jamie	HKG				

Communiqué approved by the President of the Commissaires Panel:

.....

17-19 January 2013

Women's Individual Pursuit / Poursuite individuelle femmes
Finals / Finales
Race Analysis / Analyse de la course

Fri 18 Jan 2013

BRONZE

72 WIASAK Rebecca - AUS				79 BROWN Laura - CAN			
Distance	Time	Rank	Lap Time	Distance	Time	Rank	Lap Time
125m	14.598	1		125m	14.625	2	
250m	23.108	1	23.108	250m	23.822	2	23.822
375m	31.211	1		375m	32.575	2	
500m	39.310	1	16.202	500m	41.282	2	17.460
625m	47.555	1		625m	49.933	2	
750m	55.867	1	16.557	750m	58.580	2	17.298
875m	1:04.327	1		875m	1:07.202	2	
1000m	1:12.815	1	16.948	1000m	1:15.840	2	17.260
1125m	1:21.275	1		1125m	1:24.456	2	
1250m	1:29.731	1	16.916	1250m	1:33.086	2	17.246
1375m	1:38.216	1		1375m	1:41.719	2	
1500m	1:46.793	1	17.062	1500m	1:50.353	2	17.267
1625m	1:55.389	1		1625m	1:58.985	2	
1750m	2:03.984	1	17.191	1750m	2:07.641	2	17.288
1875m	2:12.629	1		1875m	2:16.317	2	
2000m	2:21.317	1	17.333	2000m	2:25.007	2	17.366
2125m	2:30.017	1		2125m	2:33.683	2	
2250m	2:38.740	1	17.423	2250m	2:42.331	2	17.324
2375m	2:47.506	1		2375m	2:50.948	2	
2500m	2:56.311	1	17.571	2500m	2:59.580	2	17.249
2625m	3:05.125	1		2625m	3:08.144	2	
2750m	3:14.041	1	17.730	2750m	3:16.704	2	17.124
2875m	3:23.042	1		2875m	3:25.216	2	
3000m	3:32.037	1	17.996	3000m	3:33.645	2	16.941

17-19 January 2013

Women's Individual Pursuit / Poursuite individuelle femmes
Finals / Finales
Race Analysis / Analyse de la course

Fri 18 Jan 2013

GOLD

52 PAWLOWSKA Katarzyna - POL				90 CALLE WILLIAMS Maria Luisa - COL			
Distance	Time	Rank	Lap Time	Distance	Time	Rank	Lap Time
125m	13.739	1		125m	14.447	2	
250m	22.391	1	22.391	250m	23.315	2	23.315
375m	30.760	1		375m	31.724	2	
500m	39.044	1	16.653	500m	40.013	2	16.698
625m	47.426	1		625m	48.360	2	
750m	55.864	1	16.820	750m	56.763	2	16.750
875m	1:04.342	1		875m	1:05.219	2	
1000m	1:12.856	1	16.992	1000m	1:13.687	2	16.924
1125m	1:21.303	1		1125m	1:22.173	2	
1250m	1:29.797	1	16.941	1250m	1:30.691	2	17.004
1375m	1:38.295	1		1375m	1:39.242	2	
1500m	1:46.849	1	17.052	1500m	1:47.803	2	17.112
1625m	1:55.444	1		1625m	1:56.396	2	
1750m	2:04.012	1	17.163	1750m	2:05.065	2	17.262
1875m	2:12.571	1		1875m	2:13.745	2	
2000m	2:21.202	1	17.190	2000m	2:22.375	2	17.310
2125m	2:29.825	1		2125m	2:31.029	2	
2250m	2:38.427	1	17.225	2250m	2:39.683	2	17.308
2375m	2:47.106	1		2375m	2:48.350	2	
2500m	2:55.785	1	17.358	2500m	2:57.035	2	17.352
2625m	3:04.475	1		2625m	3:05.781	2	
2750m	3:13.169	1	17.384	2750m	3:14.550	2	17.515
2875m	3:21.772	1		2875m	3:23.265	2	
3000m	3:30.390	1	17.221	3000m	3:32.020	2	17.470

17-19 January 2013

Communiqué no. 160

Women's Individual Pursuit / Poursuite individuelle femmes

Finals / Finales

Start List / Liste de départ

Fri 18 Jan 2013 - Race distance: 3000m

World Record	3:22.269	HAMMER Sarah	USA	Aguascalientes (MEX)	11 MAY 2010
---------------------	----------	--------------	-----	----------------------	-------------

Heat	Race Number	Name	Team Code	Time
FOR	72	WIASAK Rebecca	AUS	
BRONZE	79	BROWN Laura	CAN	
FOR	52	PAWLOWSKA Katarzyna	POL	
GOLD	90	CALLE WILLIAMS Maria Luisa	COL	

Communiqué approved by the President of the Commissaires Panel:

.....

17-19 January 2013

Communiqué no. 159

Women's Individual Pursuit / Poursuite individuelle femmes
Qualifying / Qualifications
Results / Résultats

Fri 18 Jan 2013 - Race distance: 3000m

World Record	3:22.269	HAMMER Sarah	USA	Aguascalientes (MEX)	11 MAY 2010
---------------------	----------	--------------	-----	----------------------	-------------

Rank	Race Number	Name	Team Code	1000m	2000m 1000-2000	Time 2000-3000	Average Speed km/h
1	52	PAWLOWSKA Katarzyna	POL	1:13.948 (9)	2:22.448 (5) 1:08.500 (2)	3:30.999 1:08.551 (1)	51.185
2	90	CALLE WILLIAMS Maria Luisa	COL	1:12.749 (4)	2:21.211 (2) 1:08.462 (1)	3:31.121 1:09.910 (2)	51.155
3	72	WIASAK Rebecca	AUS	1:11.148 (1)	2:20.159 (1) 1:09.011 (4)	3:31.782 1:11.623 (4)	50.995
4	79	BROWN Laura	CAN	1:12.896 (6)	2:21.735 (3) 1:08.839 (3)	3:32.235 1:10.500 (3)	50.886
5	48	RYAN Caroline	IRL	1:12.857 (5)	2:22.428 (4) 1:09.571 (5)	3:35.245 1:12.817 (6)	50.175
6	217	NAGIRNAYA Anna	UKR	1:11.997 (2)	2:22.528 (6) 1:10.531 (6)	3:35.246 1:12.718 (5)	50.175
7	45	DOMINGUEZ MASSAGUE Yudelmis	CUB	1:13.749 (7)	2:26.518 (8) 1:12.769 (7)	3:41.409 1:14.891 (7)	48.778
8	133	BARTELLONI Beatrice	ITA	1:13.860 (8)	2:26.992 (9) 1:13.132 (9)	3:43.199 1:16.207 (9)	48.387
9	50	LEE Minhye	KOR	1:14.470 (10)	2:28.915 (10) 1:14.445 (13)	3:45.387 1:16.472 (11)	47.917
10	51	RODRIGUEZ SANCHEZ Gloria	NAV	1:16.483 (12)	2:29.815 (11) 1:13.332 (10)	3:46.060 1:16.245 (10)	47.774
11	232	HORNE Ciara	WAL	1:12.393 (3)	2:25.405 (7) 1:13.012 (8)	3:46.461 1:21.056 (15)	47.690
12	153	CASAS BONILLA Ana Teresa	MEX	1:16.326 (11)	2:30.717 (13) 1:14.391 (12)	3:48.710 1:17.993 (12)	47.221
13	193	LICHMANOVA Elena	RUS	1:16.522 (13)	2:30.682 (12) 1:14.160 (11)	3:49.056 1:18.374 (13)	47.150
14	56	GARCIA Danielys	VEN	1:18.332 (15)	2:33.880 (15) 1:15.548 (15)	3:49.451 1:15.571 (8)	47.068
15	47	WONG Wan Yiu Jamie	HKG	1:17.332 (14)	2:32.853 (14) 1:15.521 (14)	3:51.407 1:18.554 (14)	46.671

Qualification rule:

Fastest 2 riders race for gold, and 3rd and 4th riders race for bronze.

Communiqué approved by the President of the Commissaires Panel:

.....

17-19 January 2013

Women's Individual Pursuit / Poursuite individuelle femmes
Qualifying / Qualifications
Race Analysis / Analyse de la course

Fri 18 Jan 2013

Heat 1

56 GARCIA Danielys - VEN				Distance	Time	Rank	Lap Time
125m	14.877	14		0m			
250m	24.146	14	24.146	0m			
375m	33.051	15		0m			
500m	41.920	15	17.774	0m			
625m	50.904	15		0m			
750m	59.959	15	18.039	0m			
875m	1:09.123	15		0m			
1000m	1:18.332	15	18.373	0m			
1125m	1:27.653	15		0m			
1250m	1:37.059	15	18.727	0m			
1375m	1:46.496	15		0m			
1500m	1:55.934	15	18.875	0m			
1625m	2:05.395	15		0m			
1750m	2:14.853	15	18.919	0m			
1875m	2:24.344	15		0m			
2000m	2:33.880	15	19.027	0m			
2125m	2:43.384	15		0m			
2250m	2:52.813	15	18.933	0m			
2375m	3:02.301	15		0m			
2500m	3:11.742	14	18.929	0m			
2625m	3:21.110	14		0m			
2750m	3:30.508	14	18.766	0m			
2875m	3:40.014	14		0m			
3000m	3:49.451	14	18.943	0m			

17-19 January 2013

Women's Individual Pursuit / Poursuite individuelle femmes
Qualifying / Qualifications
Race Analysis / Analyse de la course

Fri 18 Jan 2013

Heat 2

45 DOMINGUEZ MASSAGUE Yudelmis - CUB				90 CALLE WILLIAMS Maria Luisa - COL			
Distance	Time	Rank	Lap Time	Distance	Time	Rank	Lap Time
125m	14.058	6		125m	14.228	8	
250m	22.801	6	22.801	250m	22.926	9	22.926
375m	31.203	7		375m	31.230	8	
500m	39.541	8	16.740	500m	39.509	7	16.583
625m	48.026	8		625m	47.788	7	
750m	56.550	8	17.009	750m	56.055	6	16.546
875m	1:05.127	8		875m	1:04.374	5	
1000m	1:13.749	7	17.199	1000m	1:12.749	4	16.694
1125m	1:22.484	7		1125m	1:21.169	4	
1250m	1:31.330	8	17.581	1250m	1:29.636	3	16.887
1375m	1:40.306	8		1375m	1:38.158	3	
1500m	1:49.362	8	18.032	1500m	1:46.715	2	17.079
1625m	1:58.550	8		1625m	1:55.329	2	
1750m	2:07.846	8	18.484	1750m	2:03.900	2	17.185
1875m	2:17.143	8		1875m	2:12.525	2	
2000m	2:26.518	8	18.672	2000m	2:21.211	2	17.311
2125m	2:35.957	8		2125m	2:29.955	2	
2250m	2:45.388	8	18.870	2250m	2:38.621	2	17.410
2375m	2:54.792	7		2375m	2:47.302	2	
2500m	3:04.162	7	18.774	2500m	2:56.024	2	17.403
2625m	3:13.587	7		2625m	3:04.740	1	
2750m	3:22.914	7	18.752	2750m	3:13.540	1	17.516
2875m	3:32.151	7		2875m	3:22.268	1	
3000m	3:41.409	7	18.495	3000m	3:31.121	2	17.581

17-19 January 2013

Women's Individual Pursuit / Poursuite individuelle femmes
Qualifying / Qualifications
Race Analysis / Analyse de la course

Fri 18 Jan 2013

Heat 3

50 LEE Minhye - KOR				52 PAWLOWSKA Katarzyna - POL			
Distance	Time	Rank	Lap Time	Distance	Time	Rank	Lap Time
125m	14.246	10		125m	13.886	3	
250m	23.060	10	23.060	250m	22.761	5	22.761
375m	31.575	10		375m	31.349	9	
500m	39.962	10	16.902	500m	39.901	9	17.140
625m	48.418	10		625m	48.407	9	
750m	56.996	10	17.034	750m	56.917	9	17.016
875m	1:05.678	10		875m	1:05.400	9	
1000m	1:14.470	10	17.474	1000m	1:13.948	9	17.031
1125m	1:23.373	10		1125m	1:22.525	8	
1250m	1:32.444	10	17.974	1250m	1:31.091	7	17.143
1375m	1:41.658	10		1375m	1:39.643	7	
1500m	1:50.968	10	18.524	1500m	1:48.277	7	17.186
1625m	2:00.344	10		1625m	1:56.843	6	
1750m	2:09.823	10	18.855	1750m	2:05.418	6	17.141
1875m	2:19.353	10		1875m	2:13.931	6	
2000m	2:28.915	10	19.092	2000m	2:22.448	5	17.030
2125m	2:38.526	10		2125m	2:30.939	4	
2250m	2:48.181	10	19.266	2250m	2:39.506	4	17.058
2375m	2:57.814	10		2375m	2:48.111	4	
2500m	3:07.332	10	19.151	2500m	2:56.706	4	17.200
2625m	3:16.848	10		2625m	3:05.294	3	
2750m	3:26.347	10	19.015	2750m	3:13.903	3	17.197
2875m	3:35.785	9		2875m	3:22.451	2	
3000m	3:45.387	9	19.040	3000m	3:30.999	1	17.096

17-19 January 2013

Women's Individual Pursuit / Poursuite individuelle femmes
Qualifying / Qualifications
Race Analysis / Analyse de la course

Fri 18 Jan 2013

Heat 4

153 CASAS BONILLA Ana Teresa - MEX				47 WONG Wan Yiu Jamie - HKG			
Distance	Time	Rank	Lap Time	Distance	Time	Rank	Lap Time
125m	14.234	9		125m	15.406	15	
250m	23.184	11	23.184	250m	24.204	15	24.204
375m	31.947	11		375m	32.908	14	
500m	40.674	11	17.490	500m	41.694	14	17.490
625m	49.493	11		625m	50.533	14	
750m	58.370	11	17.696	750m	59.402	14	17.708
875m	1:07.304	11		875m	1:08.312	14	
1000m	1:16.326	11	17.956	1000m	1:17.332	14	17.930
1125m	1:25.421	11		1125m	1:26.433	14	
1250m	1:34.578	13	18.252	1250m	1:35.654	14	18.322
1375m	1:43.791	13		1375m	1:44.996	14	
1500m	1:53.042	13	18.464	1500m	1:54.443	14	18.789
1625m	2:02.400	13		1625m	2:03.999	14	
1750m	2:11.765	13	18.723	1750m	2:13.591	14	19.148
1875m	2:21.212	13		1875m	2:23.180	14	
2000m	2:30.717	13	18.952	2000m	2:32.853	14	19.262
2125m	2:40.330	13		2125m	2:42.614	14	
2250m	2:50.038	13	19.321	2250m	2:52.391	14	19.538
2375m	2:59.810	13		2375m	3:02.177	14	
2500m	3:09.626	13	19.588	2500m	3:12.032	15	19.641
2625m	3:19.388	13		2625m	3:21.910	15	
2750m	3:29.165	12	19.539	2750m	3:31.832	15	19.800
2875m	3:38.957	12		2875m	3:41.655	15	
3000m	3:48.710	12	19.545	3000m	3:51.407	15	19.575

17-19 January 2013

Women's Individual Pursuit / Poursuite individuelle femmes
Qualifying / Qualifications
Race Analysis / Analyse de la course

Fri 18 Jan 2013

Heat 5

133 BARTELLONI Beatrice - ITA				79 BROWN Laura - CAN			
Distance	Time	Rank	Lap Time	Distance	Time	Rank	Lap Time
125m	13.452	1		125m	14.159	7	
250m	22.119	1	22.119	250m	22.868	7	22.868
375m	30.647	2		375m	31.127	6	
500m	39.182	4	17.063	500m	39.344	6	16.476
625m	47.750	6		625m	47.605	5	
750m	56.399	7	17.217	750m	55.951	5	16.607
875m	1:05.099	7		875m	1:04.378	6	
1000m	1:13.860	8	17.461	1000m	1:12.896	6	16.945
1125m	1:22.717	9		1125m	1:21.426	6	
1250m	1:31.667	9	17.807	1250m	1:29.955	5	17.059
1375m	1:40.709	9		1375m	1:38.512	4	
1500m	1:49.802	9	18.135	1500m	1:47.100	4	17.145
1625m	1:58.996	9		1625m	1:55.688	4	
1750m	2:08.253	9	18.451	1750m	2:04.335	3	17.235
1875m	2:17.580	9		1875m	2:13.006	3	
2000m	2:26.992	9	18.739	2000m	2:21.735	3	17.400
2125m	2:36.451	9		2125m	2:30.468	3	
2250m	2:45.970	9	18.978	2250m	2:39.214	3	17.479
2375m	2:55.607	9		2375m	2:47.981	3	
2500m	3:05.352	8	19.382	2500m	2:56.694	3	17.480
2625m	3:14.951	8		2625m	3:05.428	4	
2750m	3:24.342	8	18.990	2750m	3:14.258	4	17.564
2875m	3:33.728	8		2875m	3:23.211	4	
3000m	3:43.199	8	18.857	3000m	3:32.235	4	17.977

17-19 January 2013

Women's Individual Pursuit / Poursuite individuelle femmes
Qualifying / Qualifications
Race Analysis / Analyse de la course

Fri 18 Jan 2013

Heat 6

51 RODRIGUEZ SANCHEZ Gloria - NAV				193 LICHMANOVA Elena - RUS			
Distance	Time	Rank	Lap Time	Distance	Time	Rank	Lap Time
125m	14.680	13		125m	14.567	11	
250m	23.759	13	23.759	250m	23.675	12	23.675
375m	32.531	13		375m	32.504	12	
500m	41.220	12	17.461	500m	41.234	13	17.559
625m	49.926	12		625m	49.982	13	
750m	58.703	12	17.483	750m	58.779	13	17.545
875m	1:07.556	12		875m	1:07.619	13	
1000m	1:16.483	12	17.780	1000m	1:16.522	13	17.743
1125m	1:25.478	12		1125m	1:25.490	13	
1250m	1:34.548	11	18.065	1250m	1:34.560	12	18.038
1375m	1:43.653	11		1375m	1:43.746	12	
1500m	1:52.786	11	18.238	1500m	1:52.999	12	18.439
1625m	2:01.944	11		1625m	2:02.295	12	
1750m	2:11.182	11	18.396	1750m	2:11.676	12	18.677
1875m	2:20.474	11		1875m	2:21.121	12	
2000m	2:29.815	11	18.633	2000m	2:30.682	12	19.006
2125m	2:39.218	11		2125m	2:40.296	12	
2250m	2:48.669	11	18.854	2250m	2:49.979	12	19.297
2375m	2:58.127	11		2375m	2:59.657	12	
2500m	3:07.615	11	18.946	2500m	3:09.445	12	19.466
2625m	3:17.191	11		2625m	3:19.286	12	
2750m	3:26.765	11	19.150	2750m	3:29.192	13	19.747
2875m	3:36.414	11		2875m	3:39.128	13	
3000m	3:46.060	10	19.295	3000m	3:49.056	13	19.864

17-19 January 2013

Women's Individual Pursuit / Poursuite individuelle femmes
Qualifying / Qualifications
Race Analysis / Analyse de la course

Fri 18 Jan 2013

Heat 7

48 RYAN Caroline - IRL				217 NAGIRNAYA Anna - UKR			
Distance	Time	Rank	Lap Time	Distance	Time	Rank	Lap Time
125m	13.986	4		125m	13.814	2	
250m	22.644	4	22.644	250m	22.261	2	22.261
375m	31.012	5		375m	30.404	1	
500m	39.300	5	16.656	500m	38.570	1	16.309
625m	47.592	4		625m	46.788	2	
750m	55.945	4	16.645	750m	55.101	2	16.531
875m	1:04.368	4		875m	1:03.504	2	
1000m	1:12.857	5	16.912	1000m	1:11.997	2	16.896
1125m	1:21.403	5		1125m	1:20.569	2	
1250m	1:29.990	6	17.133	1250m	1:29.221	2	17.224
1375m	1:38.599	5		1375m	1:37.941	2	
1500m	1:47.248	5	17.258	1500m	1:46.742	3	17.521
1625m	1:55.957	5		1625m	1:55.598	3	
1750m	2:04.698	5	17.450	1750m	2:04.544	4	17.802
1875m	2:13.506	5		1875m	2:13.504	4	
2000m	2:22.428	4	17.730	2000m	2:22.528	6	17.984
2125m	2:31.351	5		2125m	2:31.578	6	
2250m	2:40.301	5	17.873	2250m	2:40.658	6	18.130
2375m	2:49.328	5		2375m	2:49.750	6	
2500m	2:58.393	5	18.092	2500m	2:58.846	6	18.188
2625m	3:07.543	5		2625m	3:07.987	6	
2750m	3:16.761	5	18.368	2750m	3:17.186	6	18.340
2875m	3:25.990	5		2875m	3:26.286	6	
3000m	3:35.245	5	18.484	3000m	3:35.246	6	18.060

17-19 January 2013

Women's Individual Pursuit / Poursuite individuelle femmes
Qualifying / Qualifications
Race Analysis / Analyse de la course

Fri 18 Jan 2013

Heat 8

72 WIASAK Rebecca - AUS				232 HORNE Ciara - WAL			
Distance	Time	Rank	Lap Time	Distance	Time	Rank	Lap Time
125m	14.594	12		125m	14.032	5	
250m	22.910	8	22.910	250m	22.622	3	22.622
375m	30.815	3		375m	30.818	4	
500m	38.655	2	15.745	500m	38.925	3	16.303
625m	46.609	1		625m	47.122	3	
750m	54.684	1	16.029	750m	55.434	3	16.509
875m	1:02.893	1		875m	1:03.842	3	
1000m	1:11.148	1	16.464	1000m	1:12.393	3	16.959
1125m	1:19.515	1		1125m	1:21.056	3	
1250m	1:27.961	1	16.813	1250m	1:29.831	4	17.438
1375m	1:36.470	1		1375m	1:38.752	6	
1500m	1:45.109	1	17.148	1500m	1:47.819	6	17.988
1625m	1:53.799	1		1625m	1:56.970	7	
1750m	2:02.527	1	17.418	1750m	2:06.286	7	18.467
1875m	2:11.326	1		1875m	2:15.753	7	
2000m	2:20.159	1	17.632	2000m	2:25.405	7	19.119
2125m	2:29.065	1		2125m	2:35.210	7	
2250m	2:37.984	1	17.825	2250m	2:45.120	7	19.715
2375m	2:46.848	1		2375m	2:55.190	8	
2500m	2:55.710	1	17.726	2500m	3:05.401	9	20.281
2625m	3:04.783	2		2625m	3:15.499	9	
2750m	3:13.714	2	18.004	2750m	3:25.702	9	20.301
2875m	3:22.734	3		2875m	3:36.045	10	
3000m	3:31.782	3	18.068	3000m	3:46.461	11	20.759

17-19 January 2013

Communiqué no. 158

Women's Individual Pursuit / Poursuite individuelle femmes
Qualifying / Qualifications
Start List / Liste de départ

Fri 18 Jan 2013 - Race distance: 3000m

World Record	3:22.269	HAMMER Sarah	USA	Aguascalientes (MEX)	11 MAY 2010
---------------------	----------	--------------	-----	----------------------	-------------

Heat	Race Number	Name	Team Code	Time
1	56	GARCIA Danielys	VEN	_____
2	45	DOMINGUEZ MASSAGUE Yudelmis	CUB	_____
	90	CALLE WILLIAMS Maria Luisa	COL	_____
3	50	LEE Minhye	KOR	_____
	52	PAWLOWSKA Katarzyna	POL	_____
4	153	CASAS BONILLA Ana Teresa	MEX	_____
	47	WONG Wan Yiu Jamie	HKG	_____
5	133	BARTELLONI Beatrice	ITA	_____
	79	BROWN Laura	CAN	_____
6	51	RODRIGUEZ SANCHEZ Gloria	NAV	_____
	193	LICHMANOVA Elena	RUS	_____
7	48	RYAN Caroline	IRL	_____
	217	NAGIRNAYA Anna	UKR	_____
8	72	WIASAK Rebecca	AUS	_____
	232	HORNE Ciara	WAL	_____

Qualification rule:

Fastest 2 riders race for gold, and 3rd and 4th riders race for bronze.

Communiqué approved by the President of the Commissaires Panel:

17-19 January 2013

Communiqué no. 167

Women's Points Race / Course aux points femmes**World Cup Results / Classement coupe du monde**

As of THU 17 JAN 2013

Event No 1	Cali (COL)	11-13.OCT.2012
Event No 2	Glasgow (GBR)	16-18.NOV.2012
Event No 3	Aguascalientes (MEX)	17-19.JAN.2013

Rank	Name	Team Code	Event No 1	Event No 2	Event No 3	Total Points
1	PAWLOWSKA Katarzyna	POL			12	12
2	MACHACOVA Jarmila	CZE			10	10
3	DOMINGUEZ MASSAGUE Yudelmis	CUB			8	8
4	ARREOLA NAVARRO Sofia	MEX			7	7
5	HUANG Li	GPC			6	6
6	ROBERTS Amy	WAL			5	5
7	BRONZINI Giorgia	ITA			4	4
8	GLAESSER Jasmin	CAN			3	3
9	ROMANYUTA Evgeniya	RVL			2	2
10	WONG Wan Yiu Jamie	HKG			1	1

17-19 January 2013

Communiqué no. 166

Women's Points Race / Course aux points femmes
Final / Finale
Results / Résultats

Thu 17 Jan 2013 - 80 laps (20km) with 8 sprints

 Elapsed time: **25:29.145**

 Average Speed: **47.085 km/h**

Rank	Race No.	Name	Team Code	Sprint Number								Finish Order	Lap Points			Total Points
				1	2	3	4	5	6	7	8		+	-	Balance	
1	52	PAWLOWSKA Katarzyna	POL	3	2		2		3		1	4	40		40	51
2	12	MACHACOVA Jarmila	CZE							1		14	40		40	41
3	45	DOMINGUEZ MASSAGUE	CUB									7	40		40	40
4	28	ARREOLA NAVARRO Sofia	MEX									12	40		40	40
5	20	HUANG Li	GPC				5	2			5	1	20		20	32
6	57	ROBERTS Amy	WAL				3	5			2	3	20		20	30
7	49	BRONZINI Giorgia	ITA					3	2	5		6	20		20	30
8	44	GLAESSER Jasmin	CAN	1	5		1					13	20		20	27
9	54	ROMANYUTA Evgeniya	RVL	2				1		3		19	20		20	26
10	47	WONG Wan Yiu Jamie	HKG						5			9	20		20	25
11	48	RYAN Caroline	IRL	5								16	20		20	25
12	56	GARCIA Danielys	VEN			2						8	20		20	22
13	58	KONONENKO Valeriya	UKR		1							11	20		20	21
14	46	CECCHINI Elena	FFA									22	20		20	20
15	39	HAMMER Sarah	USA			5				2	3	2				10
16	2	BAKER Georgia	AUS			3			1			5				4
17	53	BADYKOVA Gulnaz	RUS		3							10				3
18	14	OLABERRIA DORRONSORO	ESP			1						20				1
19	50	LEE Minhye	KOR									15				0
20	51	RODRIGUEZ SANCHEZ Gloria	NAV									17				0
21	55	NONTASIN Chanpeng	THA									18				0
22	35	PAVLEDOVA Alzbeta	SVK									21				0

Communiqué approved by the President of the Commissaires Panel:

LEGEND
 + Points gained - Points lost No. Number

17-19 January 2013

Communiqué no. 165 Rectificatif 1

Women's Points Race / Course aux points femmes

Final / Finale

Start List / Liste de départ

Thu 17 Jan 2013 - 80 laps (20km) with 8 sprints

Race Number	Name	Team Code
At the fence		
48	RYAN Caroline	IRL
46	CECCHINI Elena	FFA
35	PAVLEDOVA Alzbeta	SVK
51	RODRIGUEZ SANCHEZ Gloria	NAV
2	BAKER Georgia	AUS
45	DOMINGUEZ MASSAGUE Yudelmis	CUB
47	WONG Wan Yiu Jamie	HKG
28	ARREOLA NAVARRO Sofia	MEX
53	BADYKOVA Gulnaz	RUS
39	HAMMER Sarah	USA
58	KONONENKO Valeriya	UKR
At the blue band		
44	GLAESSER Jasmin	CAN
12	MACHACOVA Jarmila	CZE
49	BRONZINI Giorgia	ITA
54	ROMANYUTA Evgeniya	RVL
20	HUANG Li	GPC
57	ROBERTS Amy	WAL
50	LEE Minhye	KOR
52	PAWLOWSKA Katarzyna	POL
55	NONTASIN Chanpeng	THA
14	OLABERRIA DORRONSORO Leire	ESP
56	GARCIA Danielys	VEN

Communiqué approved by the President of the Commissaires Panel:

.....